

Graduate Satisfaction and Employment Report

THIS REPORT INCLUDES GRADUATES FROM:
2020/2021, 2021/2022, 2022/2023, 2023/2024



Red River College Polytechnic campuses are located on the lands of Anishinaabe, Ininiwak, Anishinew, Dakota Oyate, and Denésuline, and the National Homeland of the Red River Métis.

We recognize and honour Treaty 3 Territory Shoal Lake 40 First Nation, the source of Winnipeg's clean drinking water. In addition, we acknowledge Treaty Territories which provide us with access to electricity we use in both our personal and professional lives.

Introduction

This Graduate Satisfaction and Employment report summarizes survey results of Red River College Polytechnic (RRC Polytech) graduates from regular, apprenticeship, continuing education, and regional campus programs. This covers four academic years: 2020/2021, 2021/2022, 2022/2023 and 2023/2024.

We conduct surveys of graduates every year to understand employment outcomes and their attitudes and feelings about their education at RRC Polytech. The findings are used across the Polytech to improve programs.

Our academic aim is to help create successful careers for learners and a skilled workforce for the community by providing comprehensive, inclusive, and accessible learning opportunities through high quality, leading edge, applied education programs. To assess how well we are doing in this endeavor, it is essential to seek out our graduates and ask what they are doing.

This report serves many purposes. It helps establish our accountability to the Advanced Education and Skills Division and the Province of Manitoba, as well as to graduates and students, and to all Manitobans. It also helps in the continuous improvement of our academic programming as results from the surveys are used for reviews throughout the Polytech. Overall, the knowledge provided by our graduates informs our planning.

Prospective students, high school and college counselors, academic advisors, faculty, and many others who are involved in the career planning and decision-making process for current and prospective students, use this report.

The pages that follow include number of tables and charts at a Polytech-wide, school and program level providing employment-related information and education satisfaction ratings. The primary objectives of the surveys are to:

- Ascertain the employment status of graduates, their quality of employment and whether this employment is related to their field of study.
- Examine the opinions and attitudes of graduates about the education received at RRC Polytech.
- Obtain employment information such as job positions, incomes, and work locations.

Comments about this Report or questions about the methodology can be directed to the Institutional Analysis and Planning Department at rrcsurveys@rrc.ca. The report is available online at rrc.ca/numbers/reports/ under Student and Graduate Reports.

Red River College Polytechnic’s Satisfaction and Employment survey of 2020/21 graduates shows that graduates continue to find jobs in Manitoba and express high levels of satisfaction with their education.

Satisfaction with Education Received

90%

Graduate Employment Rate

96%

Employed in Manitoba

96%

Response Rate

46%

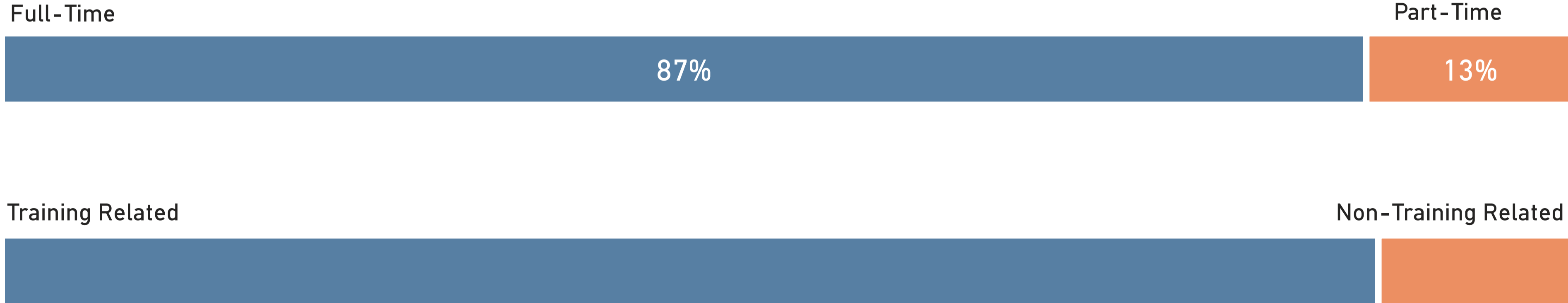
Average Salary

\$49,384

Graduate Outcomes - 2020/21

Among respondents who were active in the labor market, 96% of graduates were employed. Of those graduates who were employed, 88% reported working in positions directly related to their training and 87% were in full-time positions. Additionally, 96% were employed within Manitoba. Overall, 90% of respondents indicated satisfaction with the education they received while 13% of respondents reported pursuing further education following graduation.

Graduates in the Labour Force



Note: Labour Force information includes those employed or looking for employment as provided by Regular, Regional, Apprenticeship and Continuing Education graduates.

Red River College Polytechnic’s Satisfaction and Employment survey of 2021/22 graduates shows that graduates continue to find jobs in Manitoba and express high levels of satisfaction with their education.

Satisfaction with Education Received

89%

Prior Year: 90% | Var. -1.0%

Graduate Employment Rate

96%

Prior year: 96% | Var. 0.0%

Employed in Manitoba

95%

Prior year: 96% | Var. -1.3%

Response Rate

46%

Prior year: 46% | Var. +0.4%

Average Salary

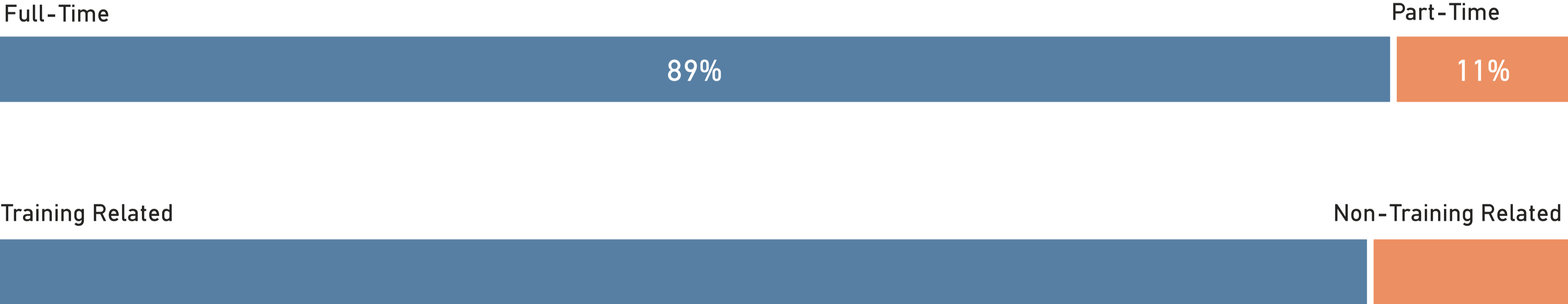
\$52,304

Prior year: \$49,384 | Var. +5.9%

Graduate Outcomes - 2021/22

Among respondents who were active in the labor market, 96% of graduates were employed. Of those graduates who were employed, 87% reported working in positions directly related to their training and 89% were in full-time positions. Additionally, 95% were employed within Manitoba. Overall, 89% of respondents indicated satisfaction with the education they received while 13% of respondents reported pursuing further education following graduation.

Graduates in the Labour Force



Note: Labour Force information includes those employed or looking for employment as provided by Regular, Regional, Apprenticeship and Continuing Education graduates.

Red River College Polytechnic’s Satisfaction and Employment survey of 2022/23 graduates shows that graduates continue to find jobs in Manitoba and express high levels of satisfaction with their education.

Satisfaction with Education Received

88%

Prior Year: 89% | Var. -0.4%

Graduate Employment Rate

94%

Prior year: 96% | Var. -2.0%

Employed in Manitoba

96%

Prior year: 95% | Var. +1.1%

Response Rate

46%

Prior year: 46% | Var. +0.2%

Average Salary

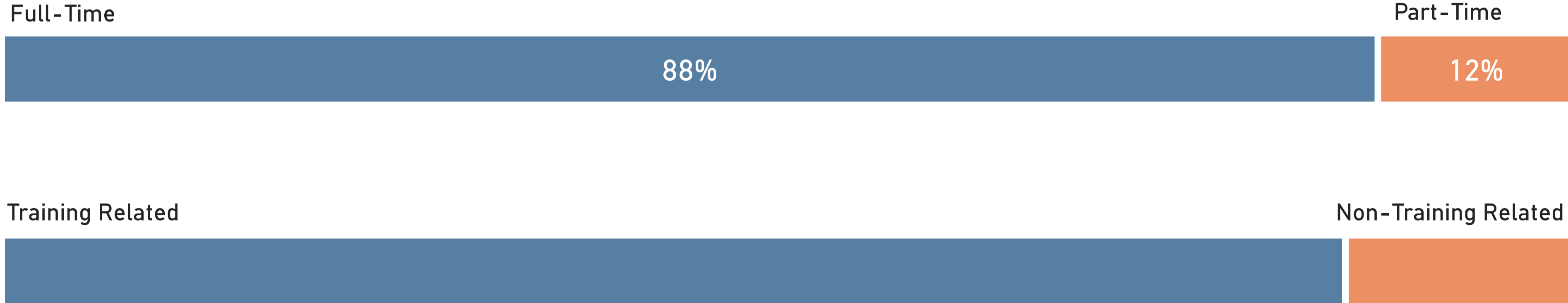
\$53,602

Prior year: \$52,304 | Var. +2.5%

Graduate Outcomes - 2022/23

Among respondents who were active in the labor market, 94% of graduates were employed. Of those graduates who were employed, 85% reported working in positions directly related to their training and 88% were in full-time positions. Additionally, 96% were employed within Manitoba. Overall, 88% of respondents indicated satisfaction with the education they received while 12% of respondents reported pursuing further education following graduation.

Graduates in the Labour Force



Note: Labour Force information includes those employed or looking for employment as provided by Regular, Regional, Apprenticeship and Continuing Education graduates.

Red River College Polytechnic’s Satisfaction and Employment survey of 2023/24 graduates shows that graduates continue to find jobs in Manitoba and express high levels of satisfaction with their education.

Satisfaction with Education Received

88%

Prior Year: 88% | Var. -0.2%

Graduate Employment Rate

92%

Prior year: 94% | Var. -1.4%

Employed in Manitoba

96%

Prior year: 96% | Var. +0.2%

Response Rate

45%

Prior year: 46% | Var. -2.4%

Average Salary

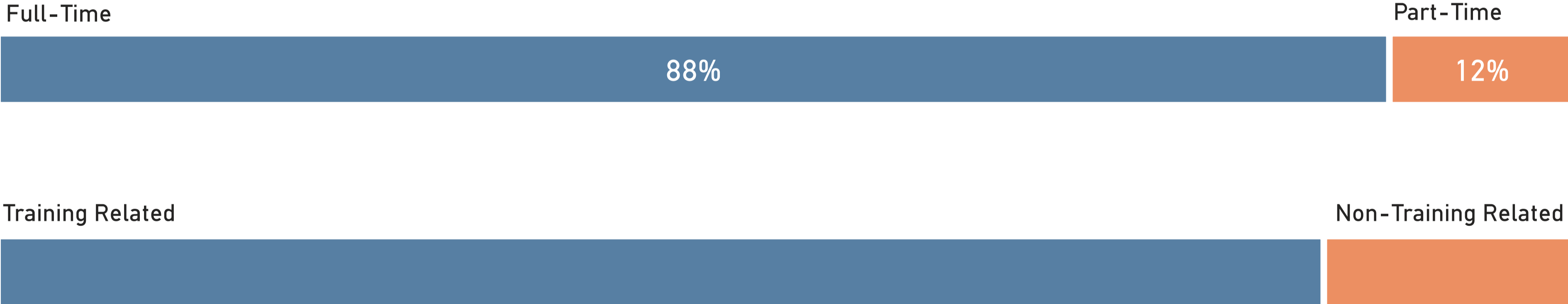
\$53,593

Prior year: \$53,602 | Var. 0.0%

Graduate Outcomes - 2023/24

Among respondents who were active in the labor market, 92% of graduates were employed. Of those graduates who were employed, 84% reported working in positions directly related to their training and 88% were in full-time positions. Additionally, 96% were employed within Manitoba. Overall, 88% of respondents indicated satisfaction with the education they received while 12% of respondents reported pursuing further education following graduation.

Graduates in the Labour Force



Note: Labour Force information includes those employed or looking for employment as provided by Regular, Regional, Apprenticeship and Continuing Education graduates.

Table of Contents

- All RRC Polytech Programs1
- Accounting2
- Administrative Assistant3
- Administrative Assistant - International4
- Aerospace Manufacturing5
- Aircraft Maintenance Engineering6
- App Aircraft Maintenance Journeyperson7
- App Automotive Service Technician8
- App Carpenter9
- App Common Core Domestic Gasfitter B10
- App Construction Electrician11
- App Motor Vehicle Body Repairer12
- App Plumber13
- App Refrigeration & Air Conditioning Mechanic Commercial14
- App Sheet Metal Worker15
- App Truck & Transport Mechanic16
- Applied Accounting17
- Architectural Technology18
- Automotive Technician - Certificate19
- Automotive Technician - Diploma20
- Automotive Technology21
- Business Administration22
- Business Analyst23

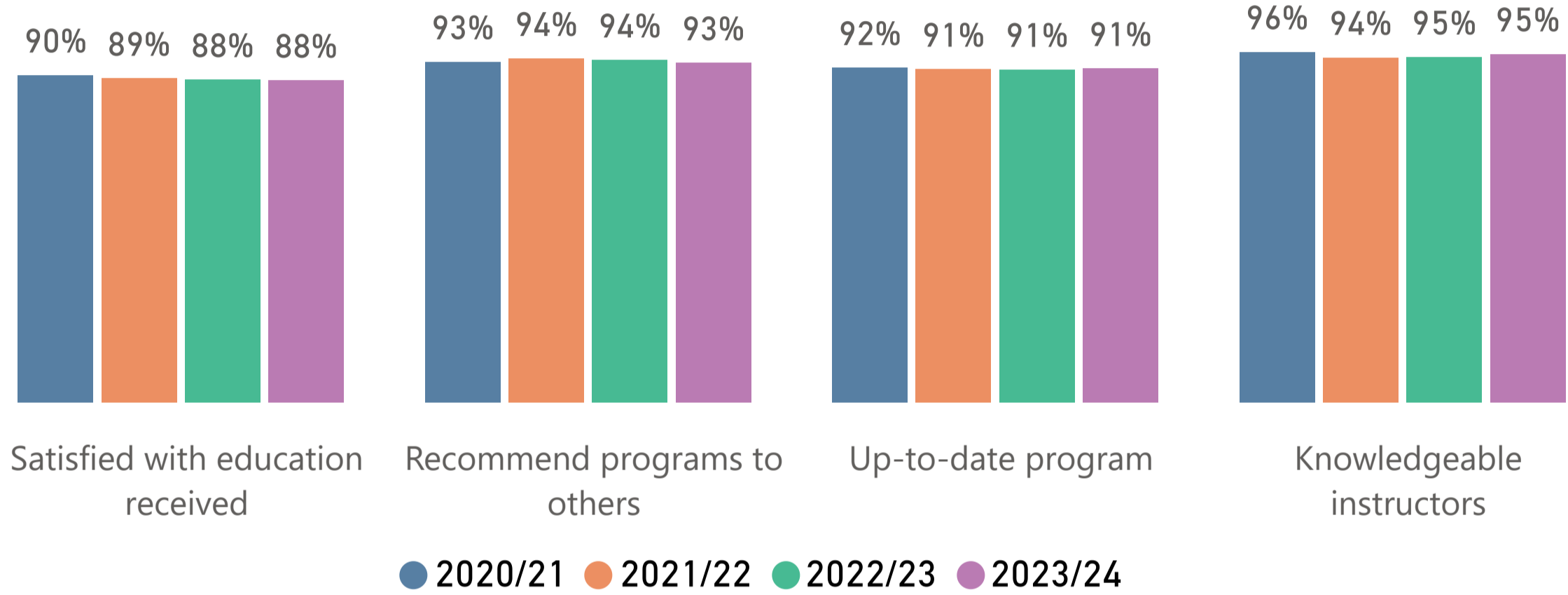
- Business and Administrative Studies24
- Business Information Technology25
- Business Management26
- Business Technology Management27
- Business, Accounting & Management28
- Business, Accounting & Management – International29
- Cabinetry and Woodworking - Certificate30
- Carpentry31
- Child and Youth Care32
- Civil Engineering Technology33
- CNC Machinist Technician34
- Collision Repair and Refinishing35
- Commerce Industry Sales & Marketing36
- Communication Design37
- Computer and Network Support38
- Construction Management39
- Creative Communications40
- Culinary Arts41
- Culinary Skills Indigenous42
- Culinary Skills International43
- Data Science and Machine Learning44
- Dental Assisting45
- Diagnostic Medical Sonography – Ultrasound46
- Digital Film and Media Production.....47

Digital Media Design - Certificate	48	International Business	72
Digital Media Design-Interaction Design and Development	49	IT Operations	73
Digital Media Design-Video and Motion Graphics	50	Justice & Public Safety	74
Disability and Community Support	51	Legal Assistant	75
Early Childhood Education	52	Library and Information Technology	76
Early Childhood Education - Workplace	53	Management Development	77
Educational Assistant Certificate	54	Manufacturing Computer Aided Drafting (CAD)	78
Electrical - 5 Month	55	Marine and Powersports Technician	79
Electrical Engineering Technology	56	Mechanical Engineering Technology	80
Family Support Worker	57	Medical Device Reprocessing Technician	81
Full Stack Web Development	58	Medical Laboratory Sciences	82
Game Development - Art	59	Medical Radiologic Technology	83
Graphic Communications	60	Network Services Technician	84
Graphic Design	61	Nurse Prescriber Reproductive Health/STBBI	85
Health Care Aide	62	Nurse Re-Entry	86
Health Care Aide/Health Unit Clerk	63	Nursing	87
Health Information Management	64	Occupational Health & Safety	88
Health Services Leadership and Management	65	Operations Management	89
Health Unit Clerk	66	Paramedicine - Primary Care Paramedicine	90
Heavy Duty Equipment Mechanic	67	Pharmaceutical and Food Manufacturing	91
Hospitality & Tourism Management	68	Plumbing	92
Human Resource Management	69	Power Engineering Technology (3rd Class)	93
Industrial Arts/Technology Teacher Education	70	Power Engineering Technology (4th Class)	94
Information Security	71	Power Engineering Technology (5th Class)	95

Professional Baking and Pastry	96
Professional Photography	97
Project Management	98
Refrigeration & Air Conditioning Technician	99
Residential Decorating	100
Science Laboratory Technology	101
Social Innovation and Community Development	102
Software Development	103
Teaching for Learning in Applied Education	104
Technical Vocational Teacher Education	105
Technology Management	106
Therapeutic Recreation Facilitator for Older Adults	107
Transportation, Logistics, and Supply Chain Management	108
Truck Transport Technology	109
Veterinary Technology	110
Welding	111

RRC Polytech provides flexible, accessible, quality education designed to help you succeed. With more than 120 full and part-time degree, diploma and certificate options, our programs and courses offer something for everyone. Our programs deliver the hands-on experience you need to succeed and with campuses throughout Manitoba.

Top-Box Score Overview



Graduate Activity Summary

	2020/21	2021/22	2022/23	2023/24
Graduate employed in Manitoba	96%	95%	96%	96%
Self-Employed	4%	4%	5%	4%
Looking for work	4%	4%	6%	8%
Student	2%	2%	2%	1%

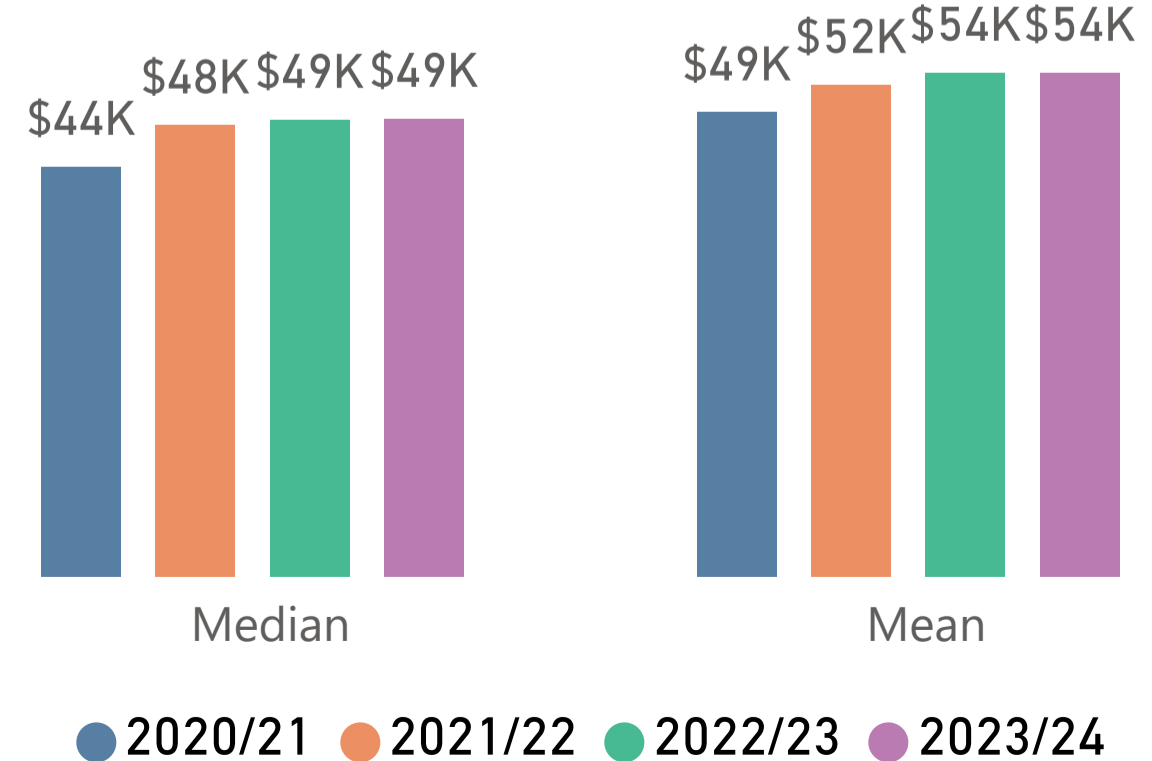
Employment Outcome Comparison

	2020/21	2021/22	2022/23	2023/24
Number of Graduates *	4,735	4,284	4,424	4,666
Respondent Count	2,172	1,973	2,042	2,103
Labour Force Employment Rate **	96%	96%	94%	92%
Training Related Employment Rate	88%	87%	85%	84%

* Number of Graduates is the count of graduates invited to participate in the survey.
 ** Labour force includes those who are employed and those who are looking for employment.

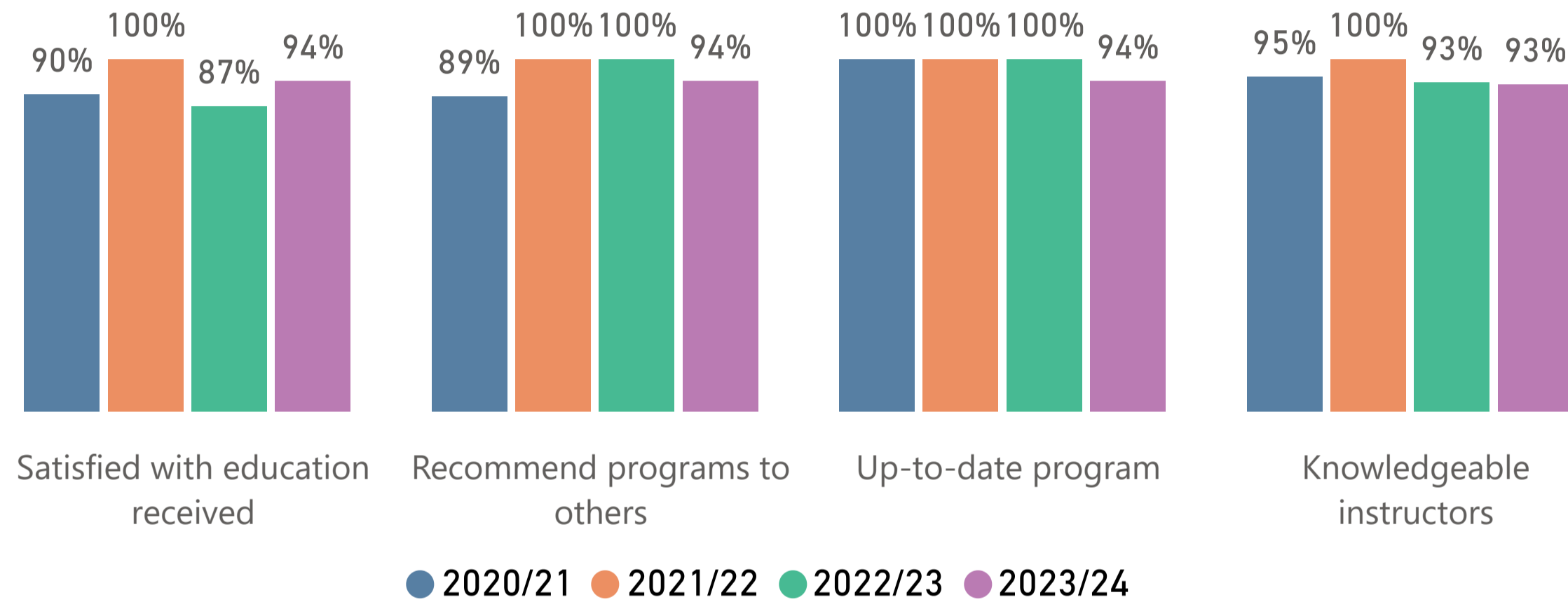
Note: Results with n<5 responses are too small of sample and are not displayed.

Salary Summary



This program prepares students for a wide range of careers in the world of accounting and/or enhances their opportunities for advancement. Graduates are eligible for employment in areas and roles including accounts payable, accounts receivable, financial assistant and office administrators.

Top-Box Score Overview



Graduate Activity Summary

	2020/21	2021/22	2022/23	2023/24
Graduate employed in Manitoba	94%	86%	92%	93%
Self-Employed	5%	-	-	-
Looking for work	-	-	6%	6%
Student	-	-	-	-

Employment Outcome Comparison

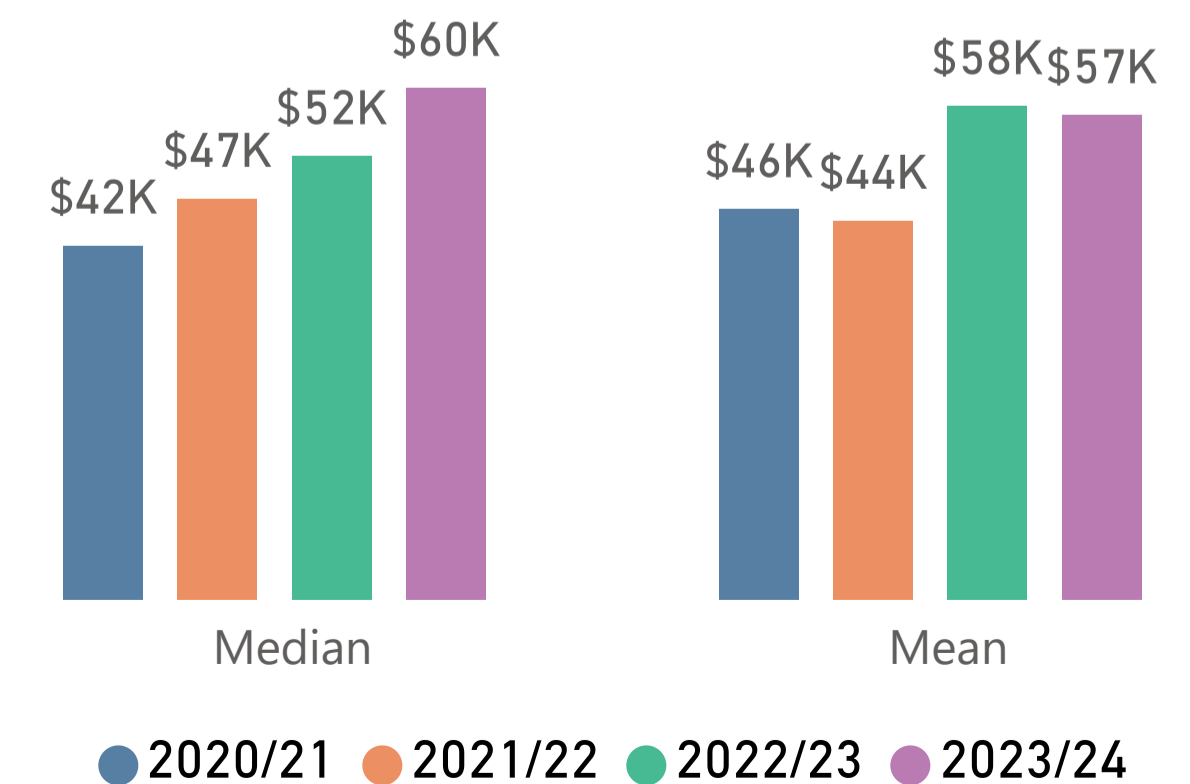
	2020/21	2021/22	2022/23	2023/24
Number of Graduates *	29	28	30	26
Respondent Count	21	15	16	16
Labour Force Employment Rate **	100%	100%	94%	94%
Training Related Employment Rate	86%	80%	80%	67%

* Number of Graduates is the count of graduates invited to participate in the survey.

** Labour force includes those who are employed and those who are looking for employment.

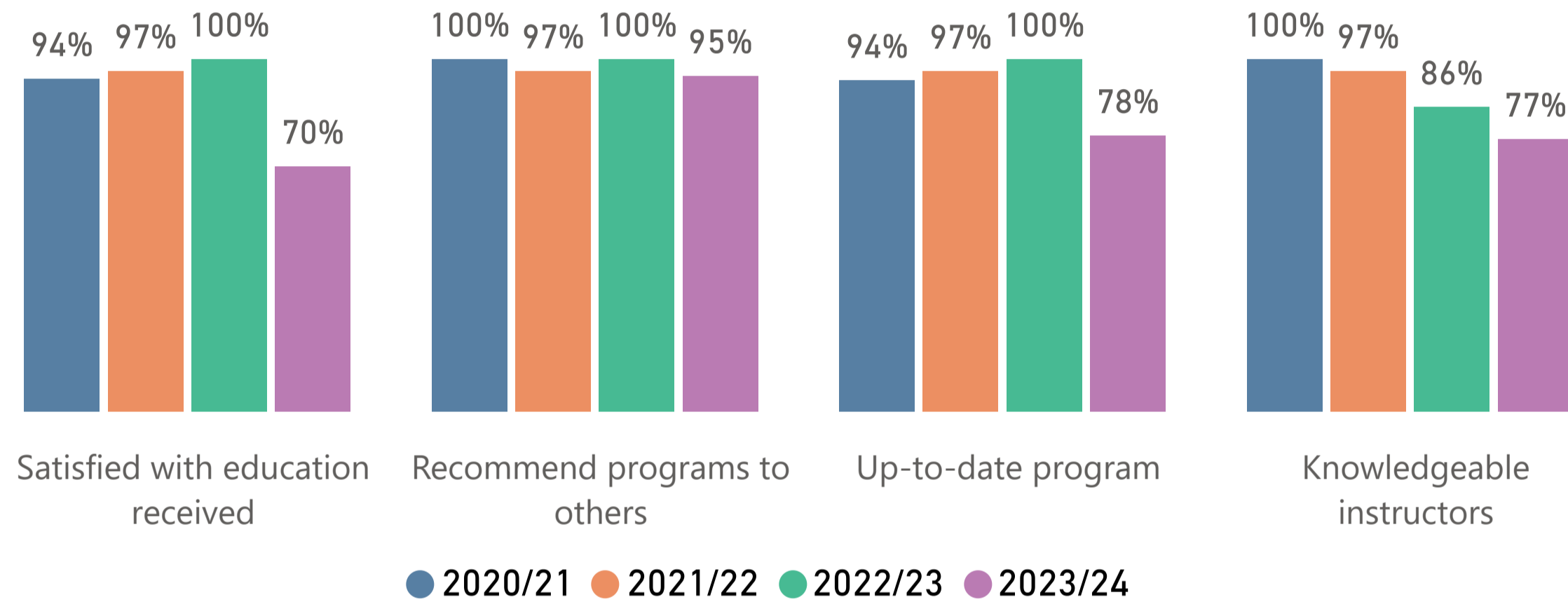
Note: Results with n<5 responses are too small of sample and are not displayed.

Salary Summary



This program focuses on the administrative and technical skills needed to meet the demands of the current and emerging office environment. Graduates have found positions as administrative assistants or office clerks in businesses, private and public corporations, and government departments.

Top-Box Score Overview



Graduate Activity Summary

	2020/21	2021/22	2022/23	2023/24
Graduate employed in Manitoba	92%	96%	100%	100%
Self-Employed	3%	-	-	5%
Looking for work	6%	3%	17%	9%
Student	-	3%	-	-

Employment Outcome Comparison

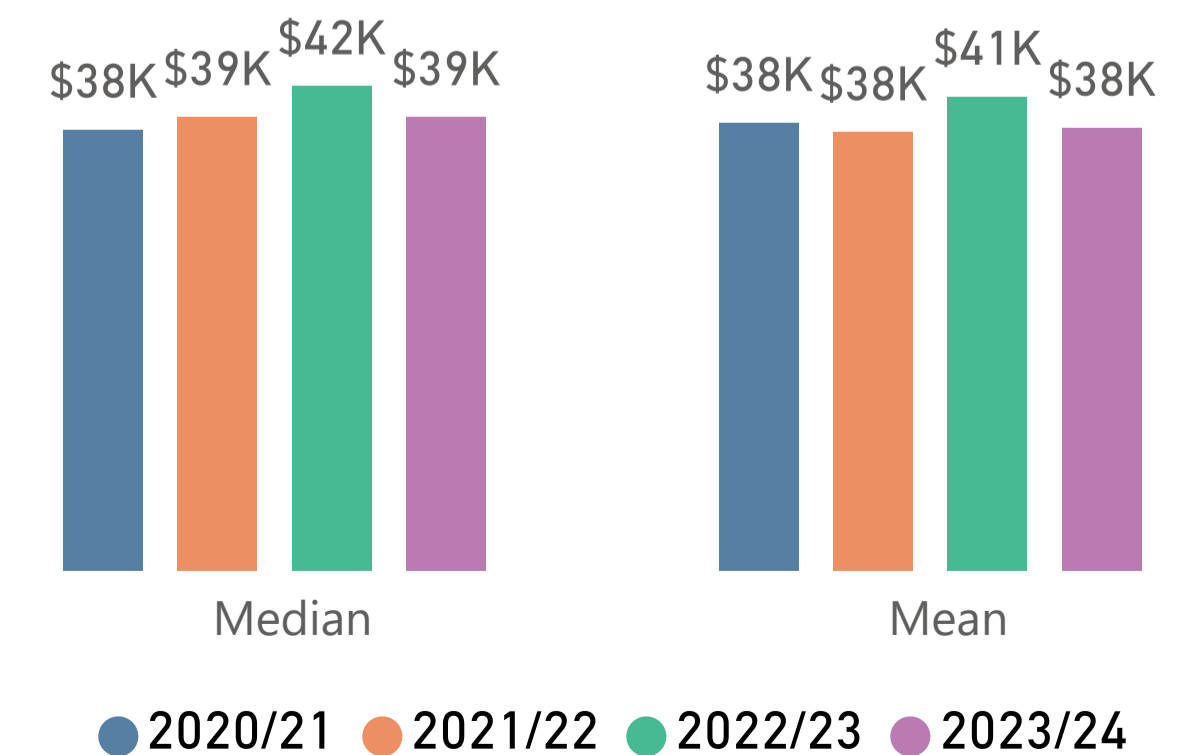
	2020/21	2021/22	2022/23	2023/24
Number of Graduates *	51	46	34	39
Respondent Count	36	31	24	23
Labour Force Employment Rate **	94%	97%	83%	91%
Training Related Employment Rate	94%	86%	90%	76%

* Number of Graduates is the count of graduates invited to participate in the survey.

** Labour force includes those who are employed and those who are looking for employment.

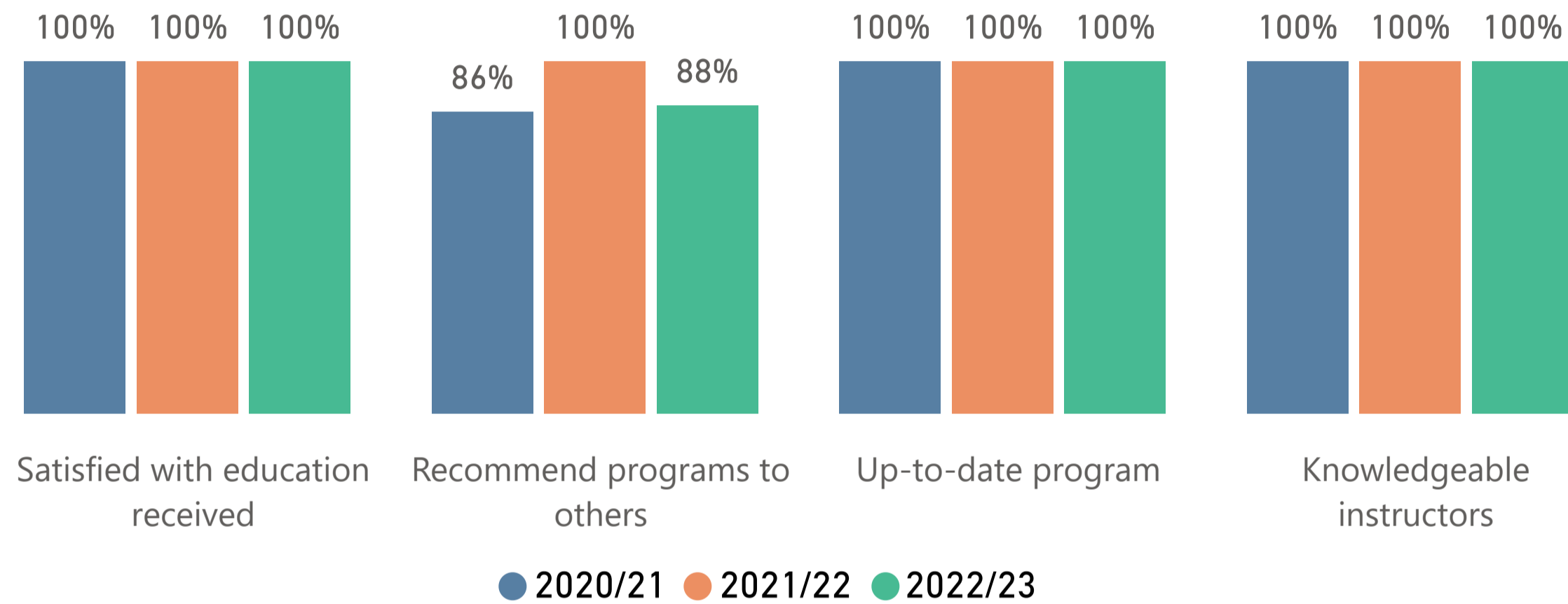
Note: Results with n<5 responses are too small of sample and are not displayed.

Salary Summary



This program focuses on the administrative and technical skills needed to meet the demands of the current and emerging office environment. Graduates have found positions as administrative assistants or office clerks in businesses, private and public corporations, and government departments.

Top-Box Score Overview



Graduate Activity Summary

	2020/21	2021/22	2022/23	2023/24
Graduate employed in Manitoba	100%	88%	100%	
Self-Employed	-	11%	29%	
Looking for work	25%	-	13%	
Student	-	-	-	

Employment Outcome Comparison

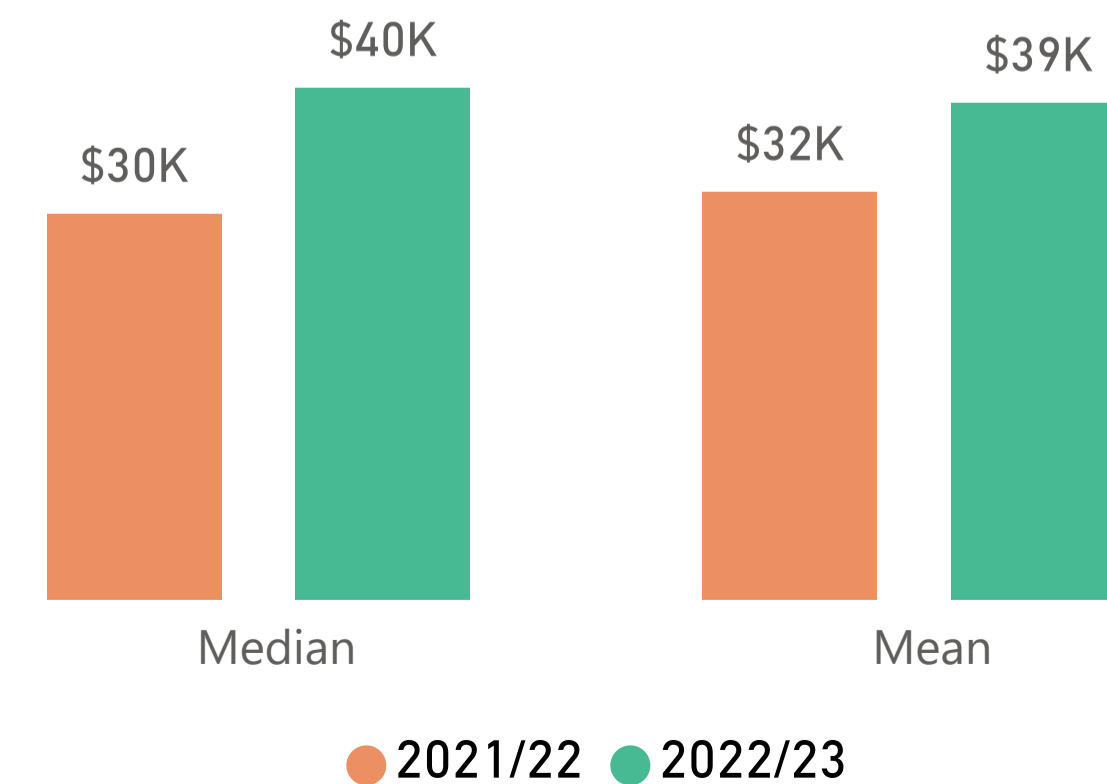
	2020/21	2021/22	2022/23	2023/24
Number of Graduates *	25	34	27	1
Respondent Count	8	11	8	
Labour Force Employment Rate **	75%	100%	88%	
Training Related Employment Rate	100%	89%	86%	

* Number of Graduates is the count of graduates invited to participate in the survey.

** Labour force includes those who are employed and those who are looking for employment.

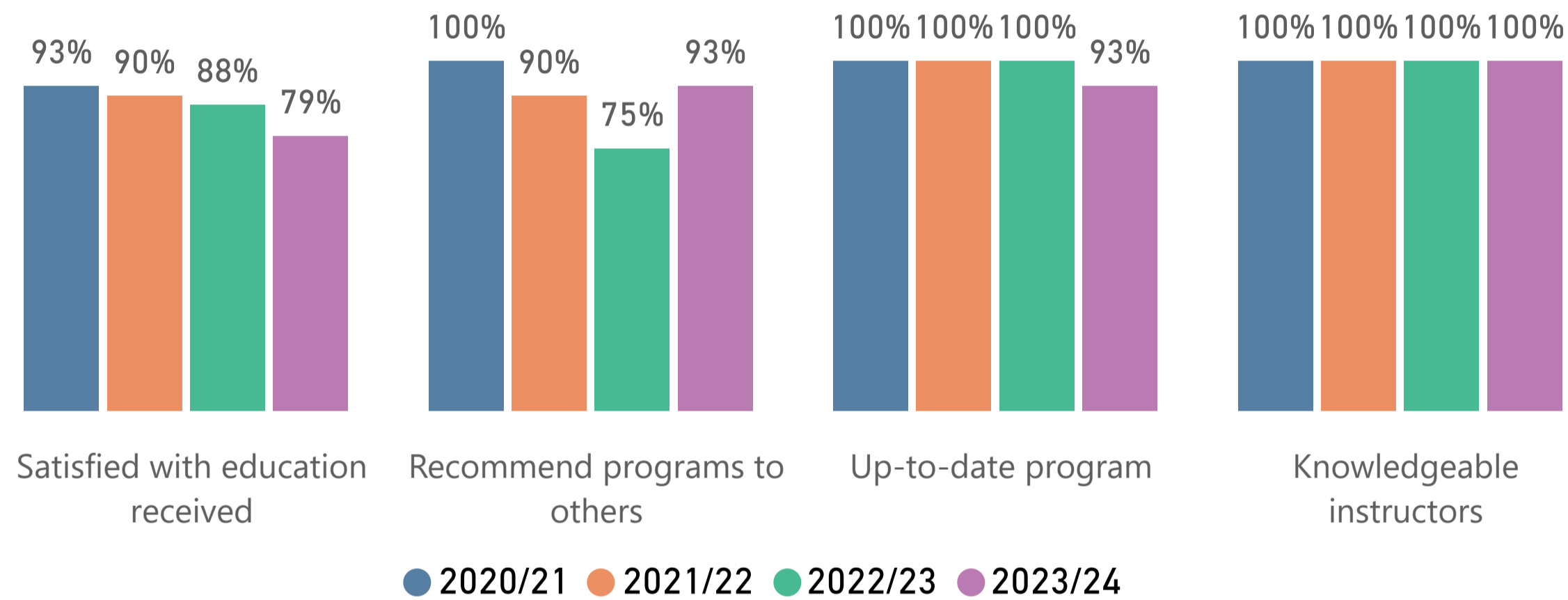
Note: Results with n<5 responses are too small of sample and are not displayed.

Salary Summary



Aerospace Manufacturing was collaboratively developed by Boeing Canada, Bristol Aerospace, and RRC Polytech to prepare students for positions as skilled production workers in the area of aerospace composite manufacturing. Graduates of the program have the opportunity to enter a number of companies that repair or manufacture composite structure.

Top-Box Score Overview



Graduate Activity Summary

	2020/21	2021/22	2022/23	2023/24
Graduate employed in Manitoba	100%	100%	100%	100%
Self-Employed	14%	-	13%	-
Looking for work	-	-	10%	21%
Student	-	-	-	-

Employment Outcome Comparison

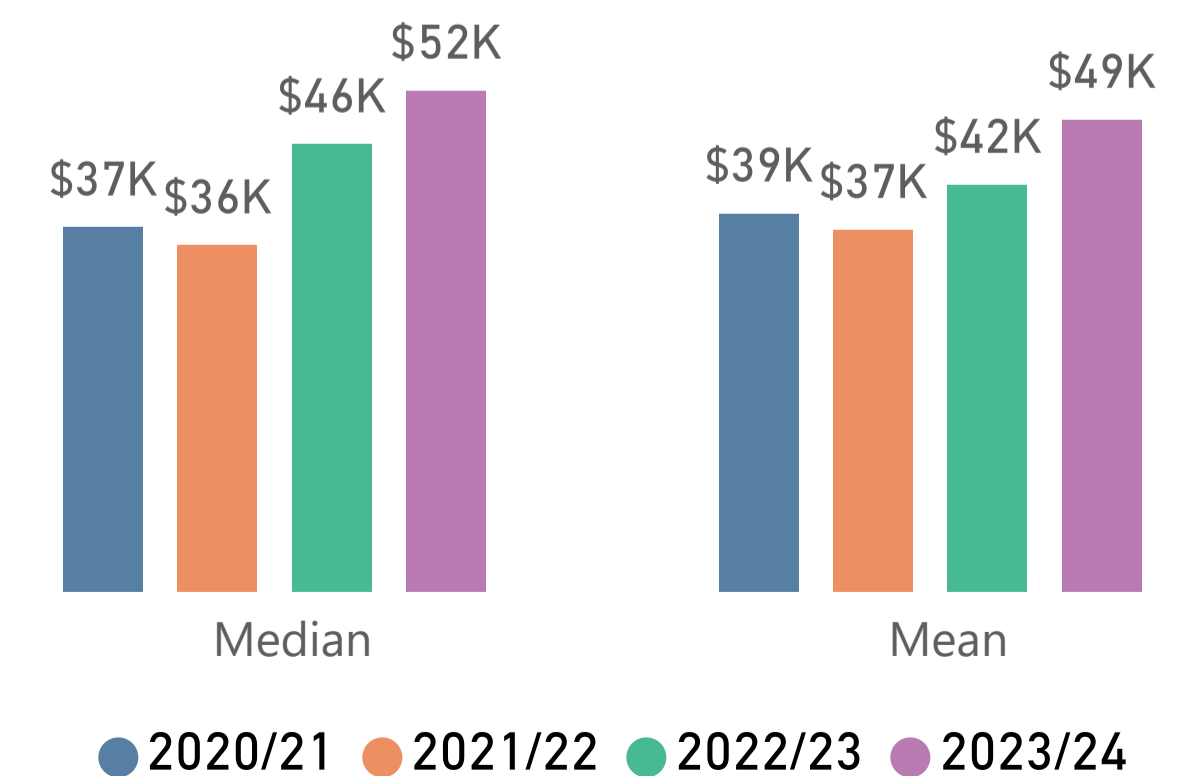
	2020/21	2021/22	2022/23	2023/24
Number of Graduates *	38	21	20	28
Respondent Count	16	12	10	14
Labour Force Employment Rate **	100%	100%	90%	79%
Training Related Employment Rate	79%	60%	50%	82%

* Number of Graduates is the count of graduates invited to participate in the survey.

** Labour force includes those who are employed and those who are looking for employment.

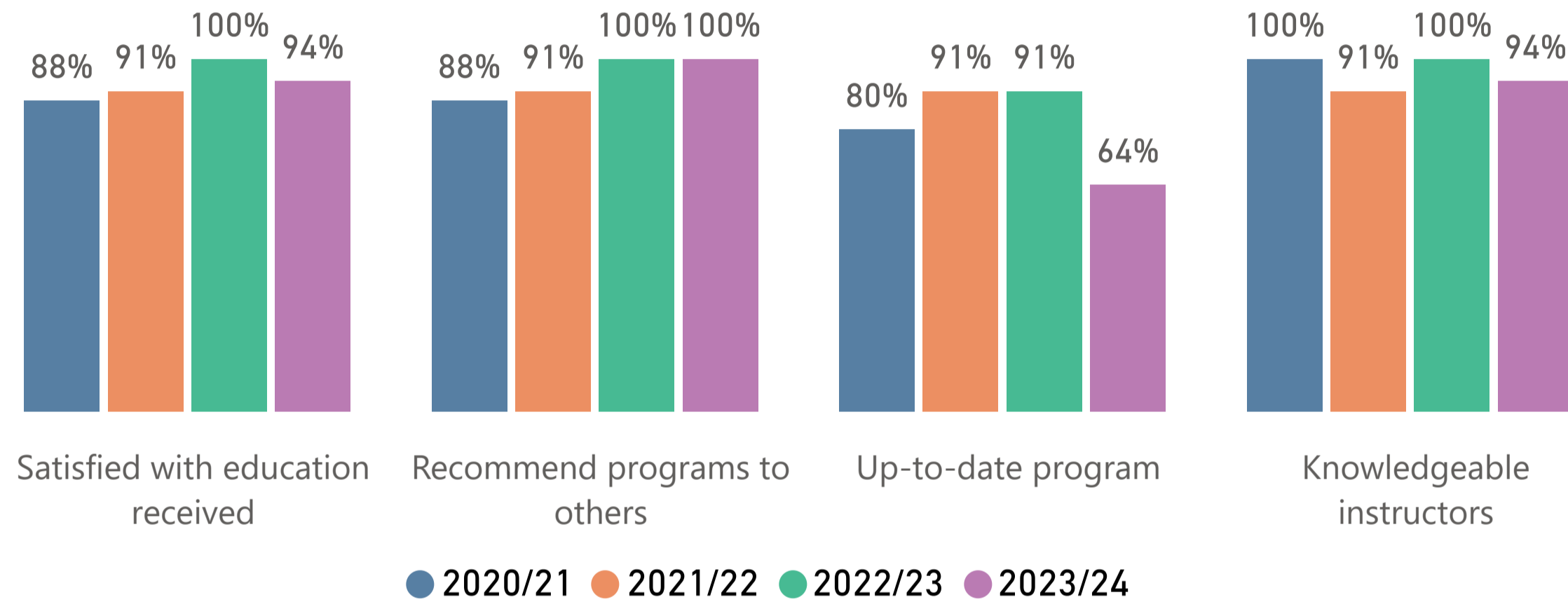
Note: Results with n<5 responses are too small of sample and are not displayed.

Salary Summary



This program develops knowledge and skills in maintenance of airplanes and helicopters. It is Transport Canada approved for training toward an Aircraft Maintenance Engineer "M" License. Graduates may find opportunities with air carriers, charter companies, flight schools, and Approved Maintenance Organisations (AMOs) across Canada.

Top-Box Score Overview



Graduate Activity Summary

	2020/21	2021/22	2022/23	2023/24
Graduate employed in Manitoba	100%	91%	67%	87%
Self-Employed	-	-	-	-
Looking for work	18%	-	9%	-
Student	-	-	-	-

Employment Outcome Comparison

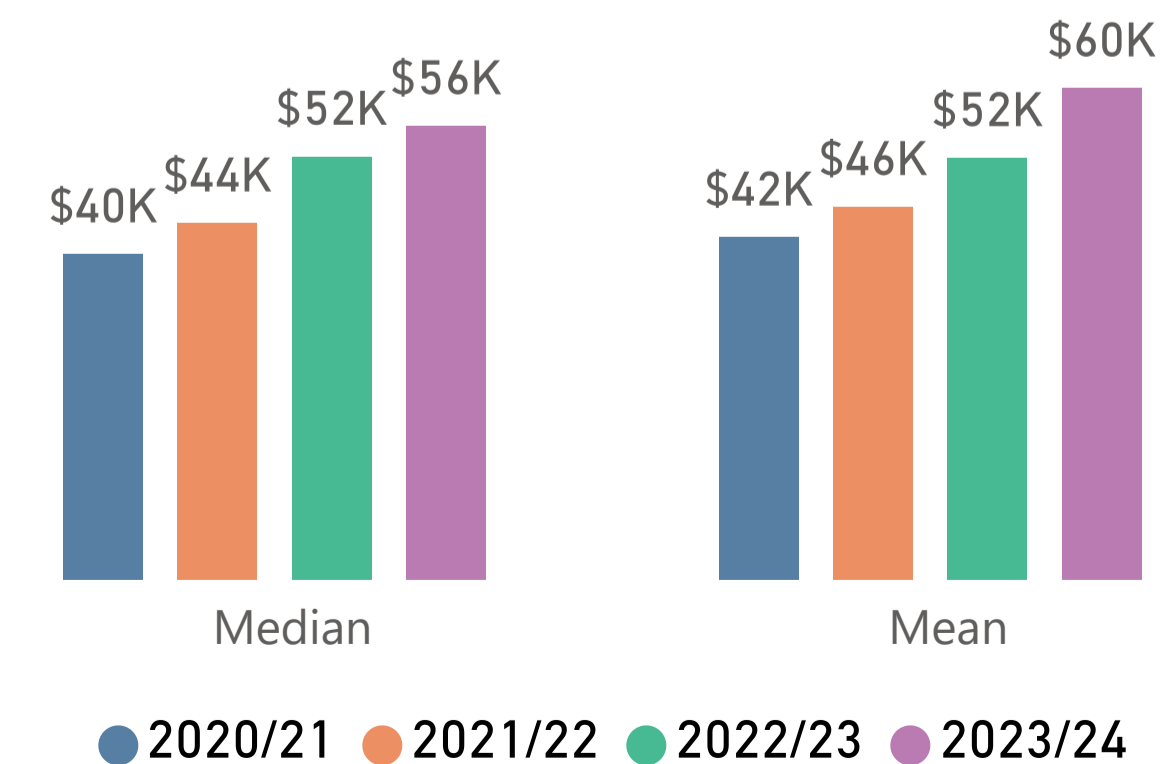
	2020/21	2021/22	2022/23	2023/24
Number of Graduates *	32	39	36	30
Respondent Count	17	11	11	16
Labour Force Employment Rate **	81%	100%	91%	100%
Training Related Employment Rate	77%	91%	100%	100%

* Number of Graduates is the count of graduates invited to participate in the survey.

** Labour force includes those who are employed and those who are looking for employment.

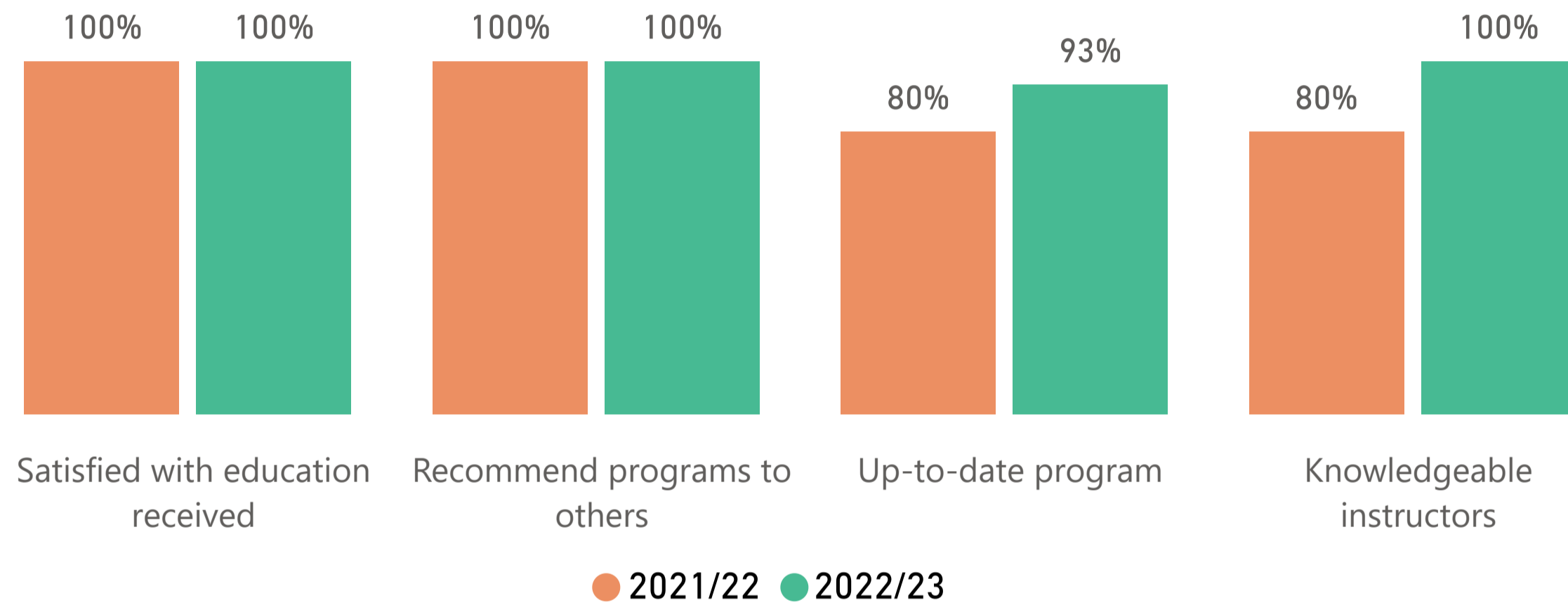
Note: Results with n<5 responses are too small of sample and are not displayed.

Salary Summary



An aircraft maintenance journeyperson inspects aircraft, completes aircraft weight and balance reports, tows and taxis aircraft, and troubleshoots and repairs aircraft systems. Aircraft maintenance journeypersons are employed by passenger and aircraft carriers and in specialty repair shops.

Top-Box Score Overview



Graduate Activity Summary

	2020/21	2021/22	2022/23	2023/24
Graduate employed in Manitoba		25%	62%	
Self-Employed		-	-	
Looking for work		20%	-	
Student		-	-	

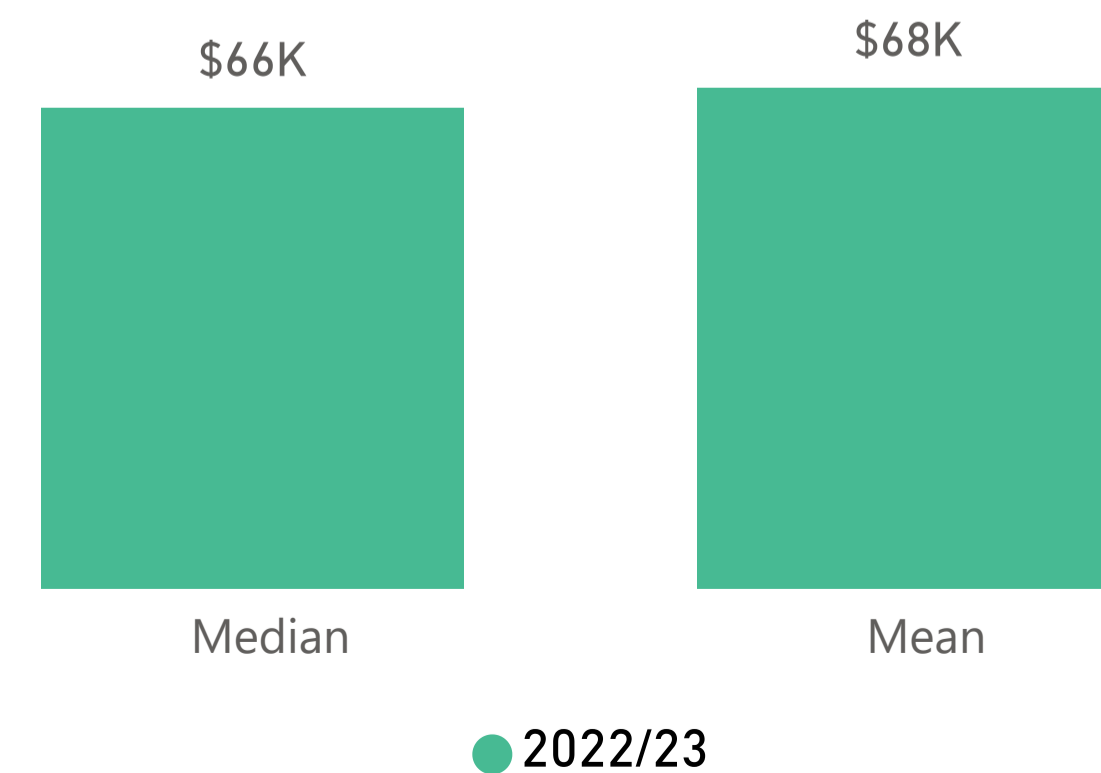
Employment Outcome Comparison

	2020/21	2021/22	2022/23	2023/24
Number of Graduates *	9	20	28	14
Respondent Count		5	15	
Labour Force Employment Rate **		80%	100%	
Training Related Employment Rate		100%	100%	

* Number of Graduates is the count of graduates invited to participate in the survey.
 ** Labour force includes those who are employed and those who are looking for employment.

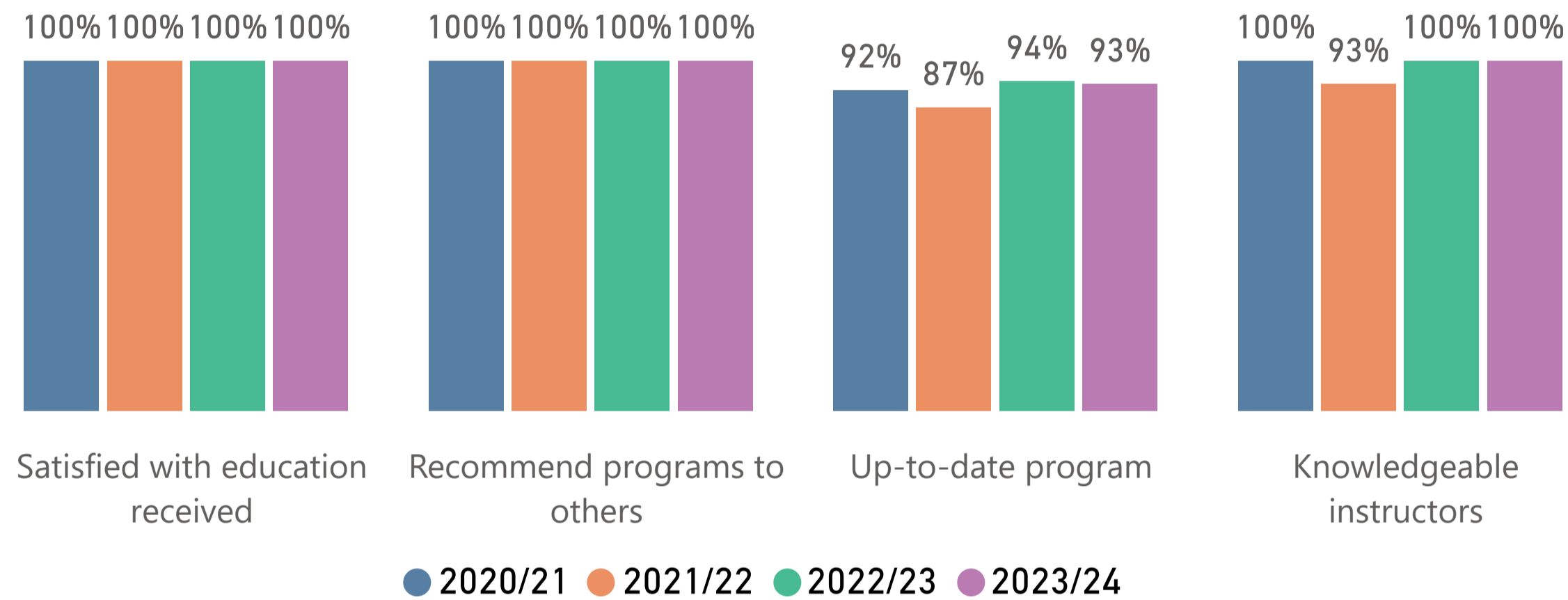
Note: Results with n<5 responses are too small of sample and are not displayed.

Salary Summary



An automotive service technician diagnoses and repairs malfunctions in automobiles, buses and trucks. They work on gas and diesel vehicles, perform maintenance, advise customers, and conduct safety checks for licensing and insurance. Employers include dealerships, garages, service stations, specialty shops, manufacturers, and transit systems.

Top-Box Score Overview



Graduate Activity Summary

	2020/21	2021/22	2022/23	2023/24
Graduate employed in Manitoba	100%	100%	100%	93%
Self-Employed	8%	-	6%	7%
Looking for work	-	-	-	-
Student	-	-	-	-

Employment Outcome Comparison

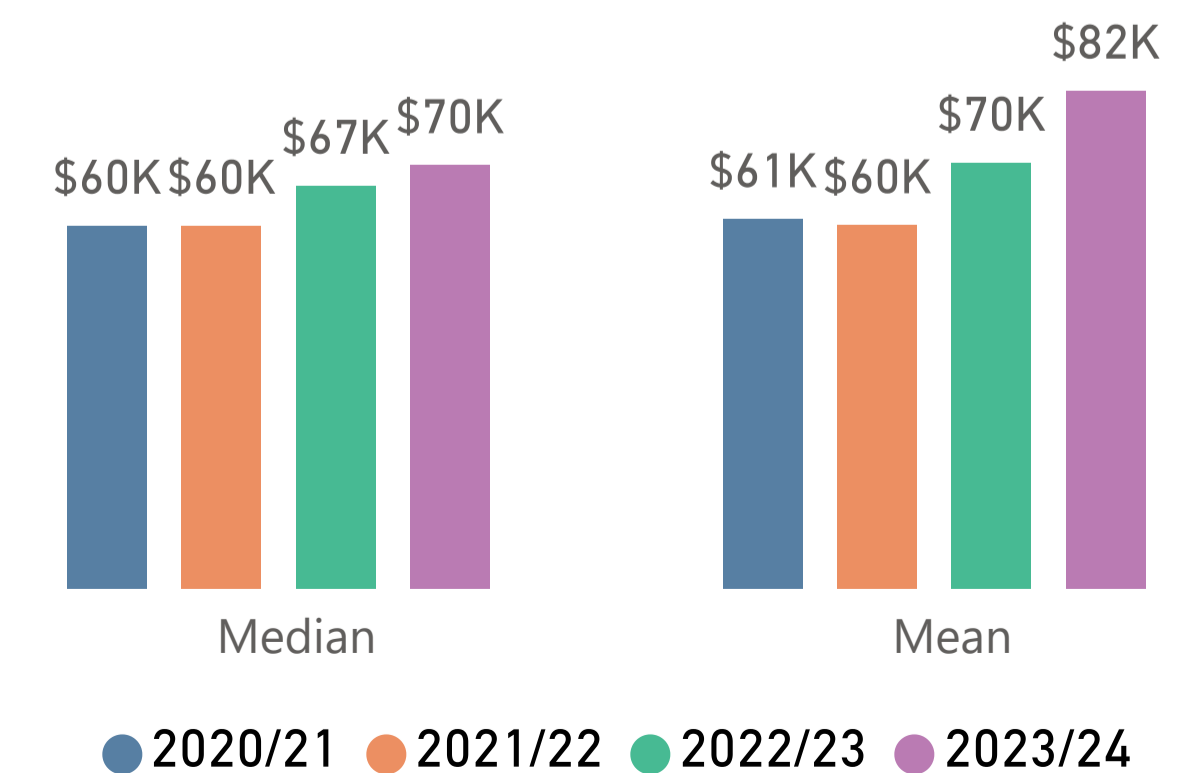
	2020/21	2021/22	2022/23	2023/24
Number of Graduates *	53	55	52	59
Respondent Count	12	17	17	15
Labour Force Employment Rate **	100%	100%	100%	100%
Training Related Employment Rate	100%	100%	100%	100%

* Number of Graduates is the count of graduates invited to participate in the survey.

** Labour force includes those who are employed and those who are looking for employment.

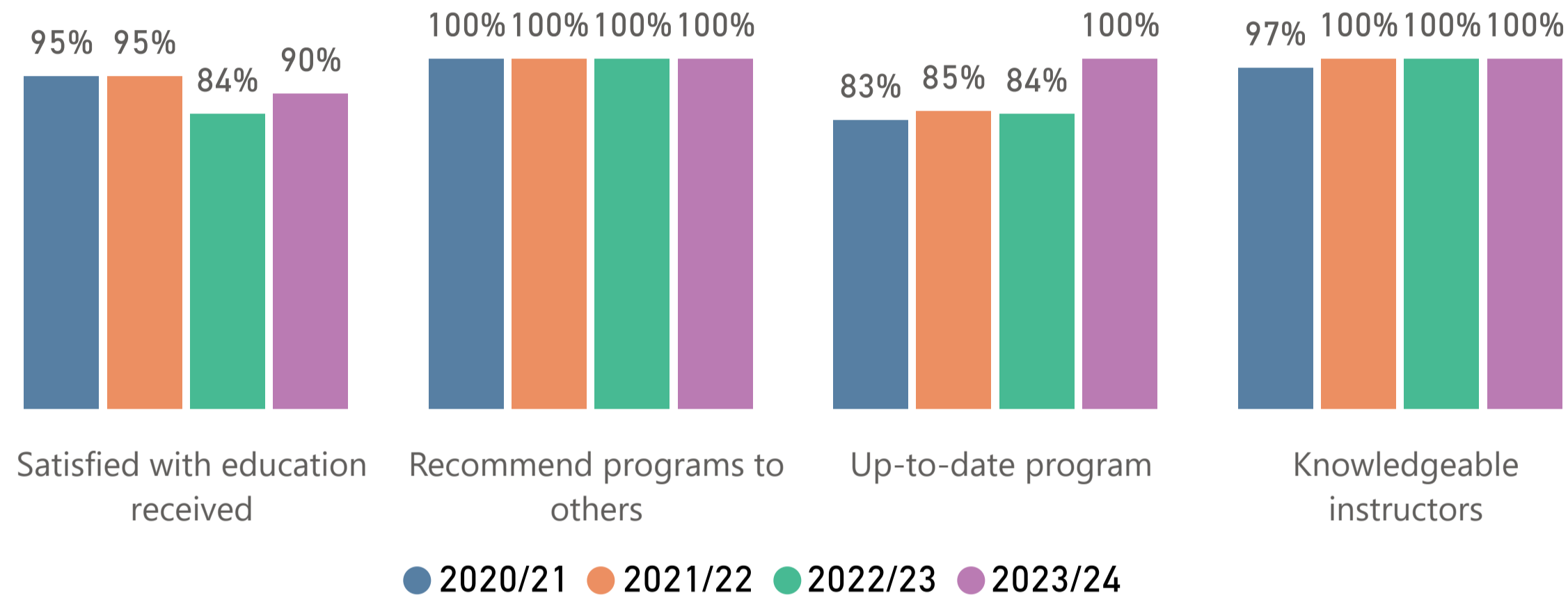
Note: Results with n<5 responses are too small of sample and are not displayed.

Salary Summary



Carpenters work on tasks in building/repairing structures of wood, steel, etc. In private/commercial construction, maintenance, and renovations, they crib basements, build frameworks, install finishes, and construct forms, scaffolding, bridges, tunnels, shelters, and towers.

Top-Box Score Overview



Graduate Activity Summary

	2020/21	2021/22	2022/23	2023/24
Graduate employed in Manitoba	97%	95%	100%	95%
Self-Employed	3%	27%	25%	10%
Looking for work	-	-	-	-
Student	-	-	-	-

Employment Outcome Comparison

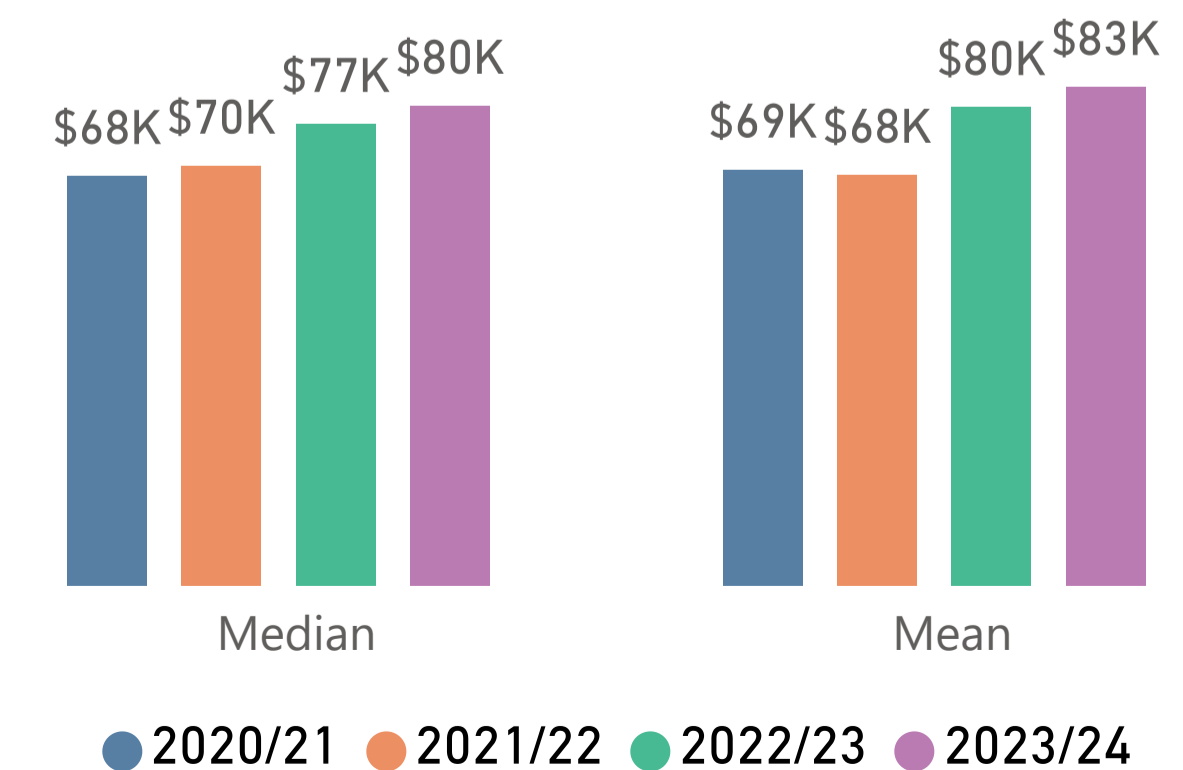
	2020/21	2021/22	2022/23	2023/24
Number of Graduates *	118	81	88	61
Respondent Count	40	22	20	20
Labour Force Employment Rate **	100%	100%	100%	100%
Training Related Employment Rate	100%	100%	100%	100%

* Number of Graduates is the count of graduates invited to participate in the survey.

** Labour force includes those who are employed and those who are looking for employment.

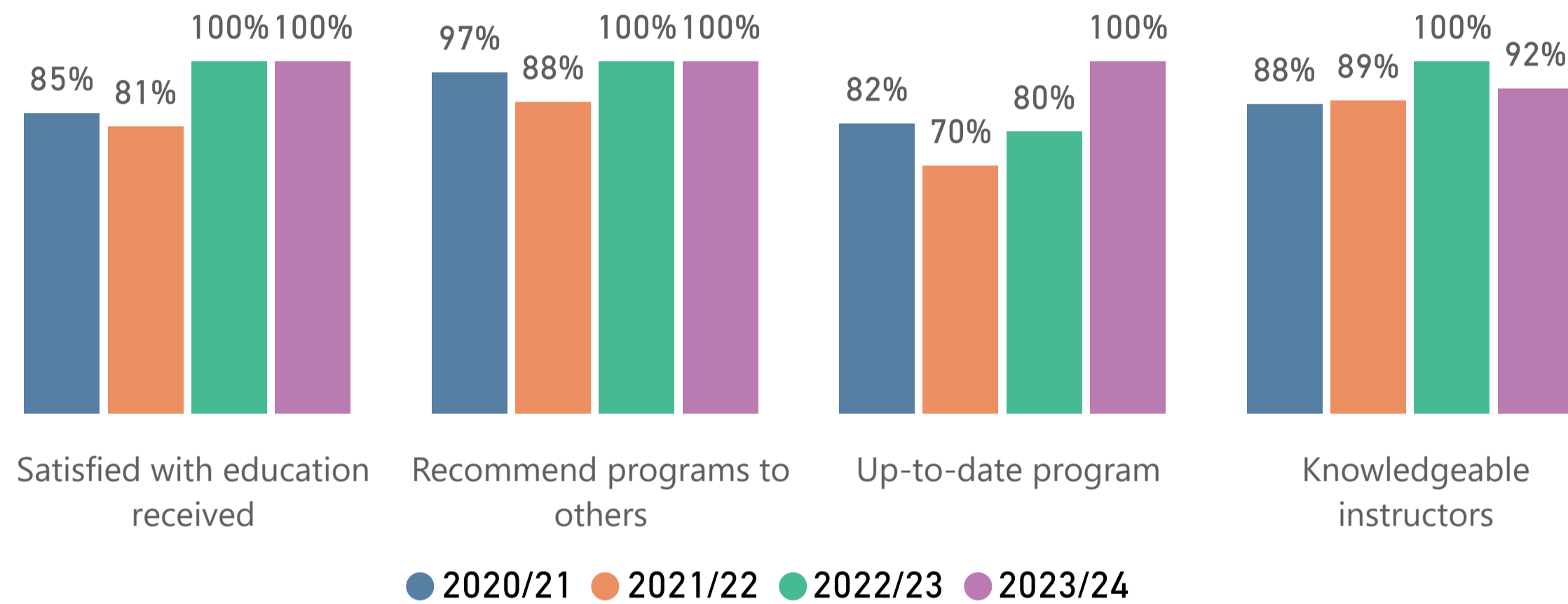
Note: Results with n<5 responses are too small of sample and are not displayed.

Salary Summary



Gasfitters install, inspect, repair and maintain gas lines and equipment in residential, commercial and industrial settings. They test and replace equipment, attend gas-escape calls, assist in investigations, advise on safety, convert units, prepare reports, read blueprints, and work in various sectors.

Top-Box Score Overview



Graduate Activity Summary

	2020/21	2021/22	2022/23	2023/24
Graduate employed in Manitoba	96%	100%	100%	100%
Self-Employed	9%	7%	9%	-
Looking for work	-	-	-	-
Student	-	-	-	-

Employment Outcome Comparison

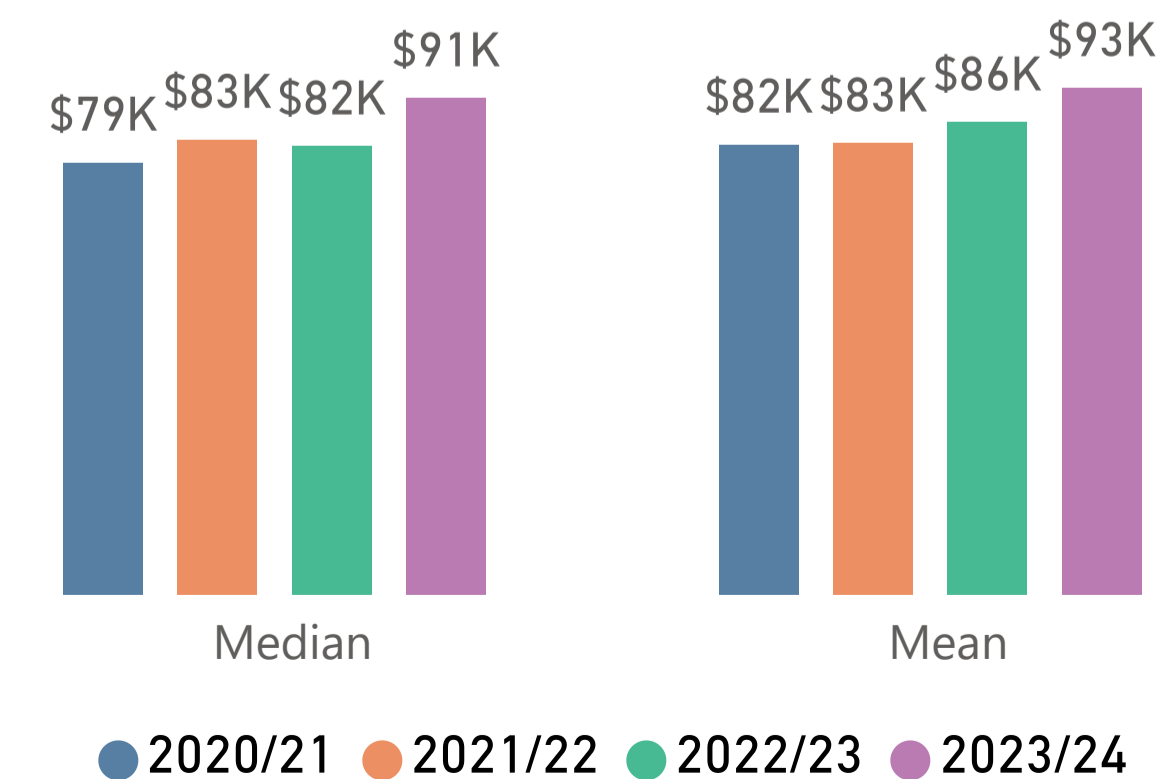
	2020/21	2021/22	2022/23	2023/24
Number of Graduates *	135	66	40	60
Respondent Count	35	27	11	13
Labour Force Employment Rate **	100%	100%	100%	100%
Training Related Employment Rate	97%	96%	100%	100%

* Number of Graduates is the count of graduates invited to participate in the survey.

** Labour force includes those who are employed and those who are looking for employment.

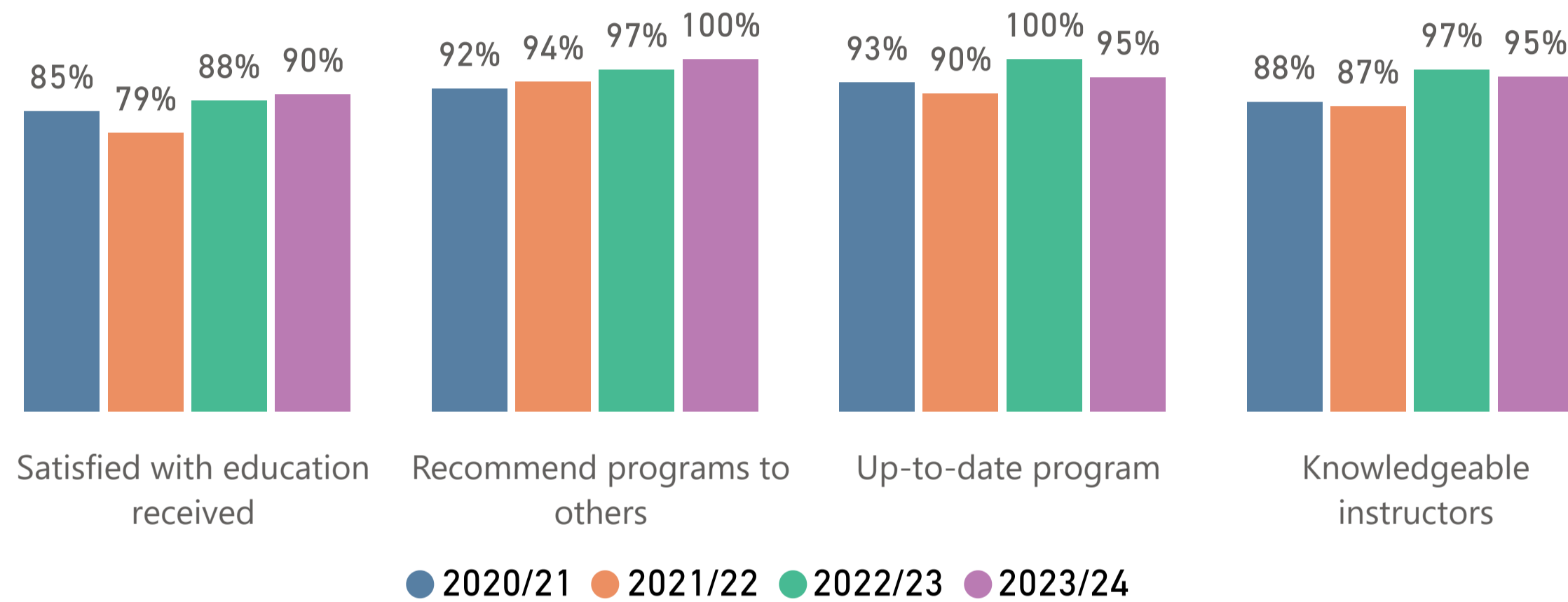
Note: Results with n<5 responses are too small of sample and are not displayed.

Salary Summary



A construction electrician plans, assembles, installs, repairs, tests and maintains electrical fixtures and systems that provide heat, light, power or control in various types of construction. Graduates will be able to work in new homes or repair constructions in residential, commercial, hospital sectors or factories.

Top-Box Score Overview



Graduate Activity Summary

	2020/21	2021/22	2022/23	2023/24
Graduate employed in Manitoba	95%	90%	96%	95%
Self-Employed	5%	3%	5%	3%
Looking for work	6%	6%	-	-
Student	-	-	-	-

Employment Outcome Comparison

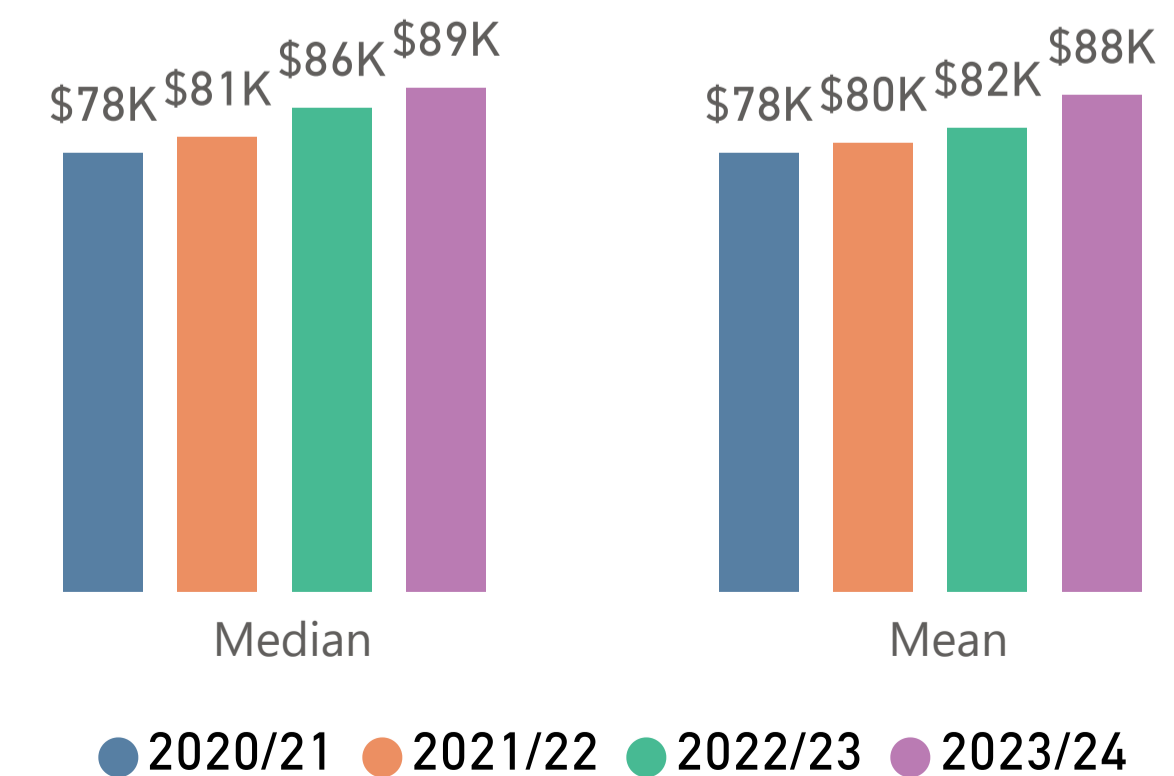
	2020/21	2021/22	2022/23	2023/24
Number of Graduates *	221	208	152	166
Respondent Count	62	64	38	40
Labour Force Employment Rate **	94%	94%	100%	100%
Training Related Employment Rate	97%	98%	97%	100%

* Number of Graduates is the count of graduates invited to participate in the survey.

** Labour force includes those who are employed and those who are looking for employment.

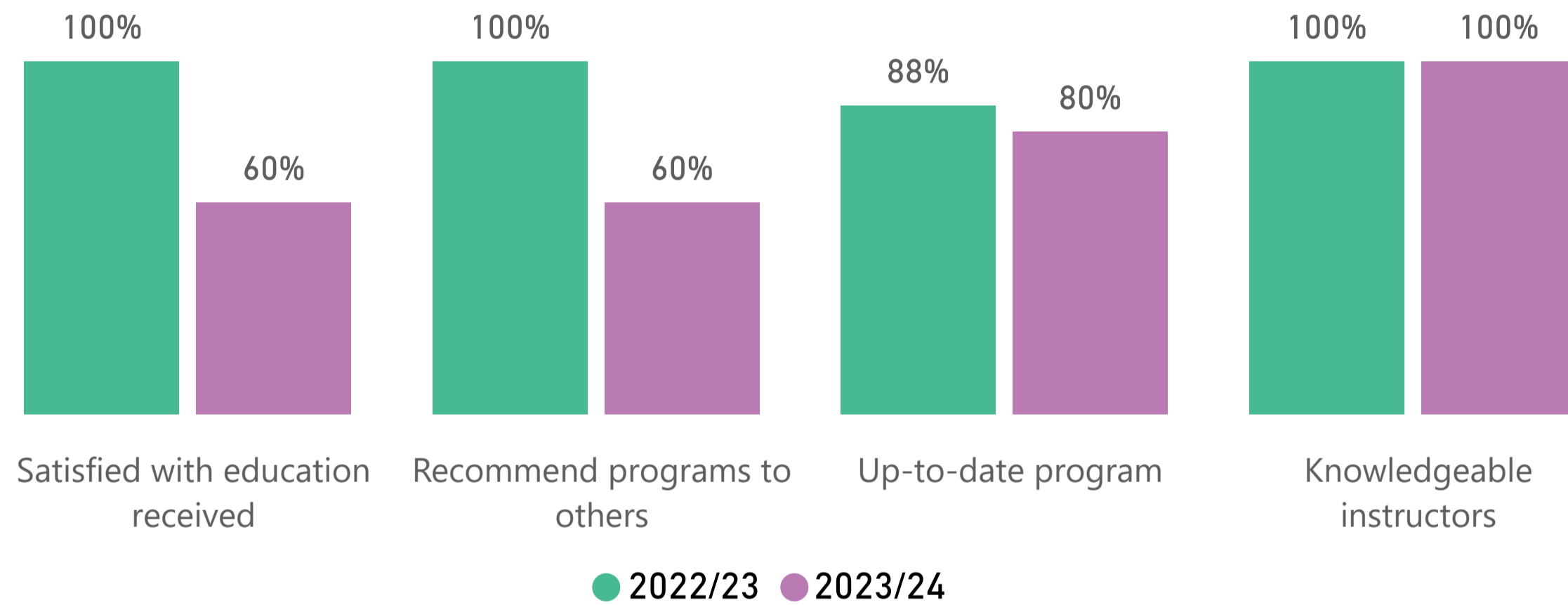
Note: Results with n<5 responses are too small of sample and are not displayed.

Salary Summary



Motor vehicle body repairers restore structural integrity by straightening frames, fixing damage, removing sections, and priming and painting surfaces. They also repair/replace glass and components. Duties include verifying accuracy, alignment, and handling. Employers include repair shops, dealerships, specialty shops, and transit systems.

Top-Box Score Overview



Graduate Activity Summary

	2020/21	2021/22	2022/23	2023/24
Graduate employed in Manitoba			86%	80%
Self-Employed			13%	-
Looking for work			11%	-
Student			-	-

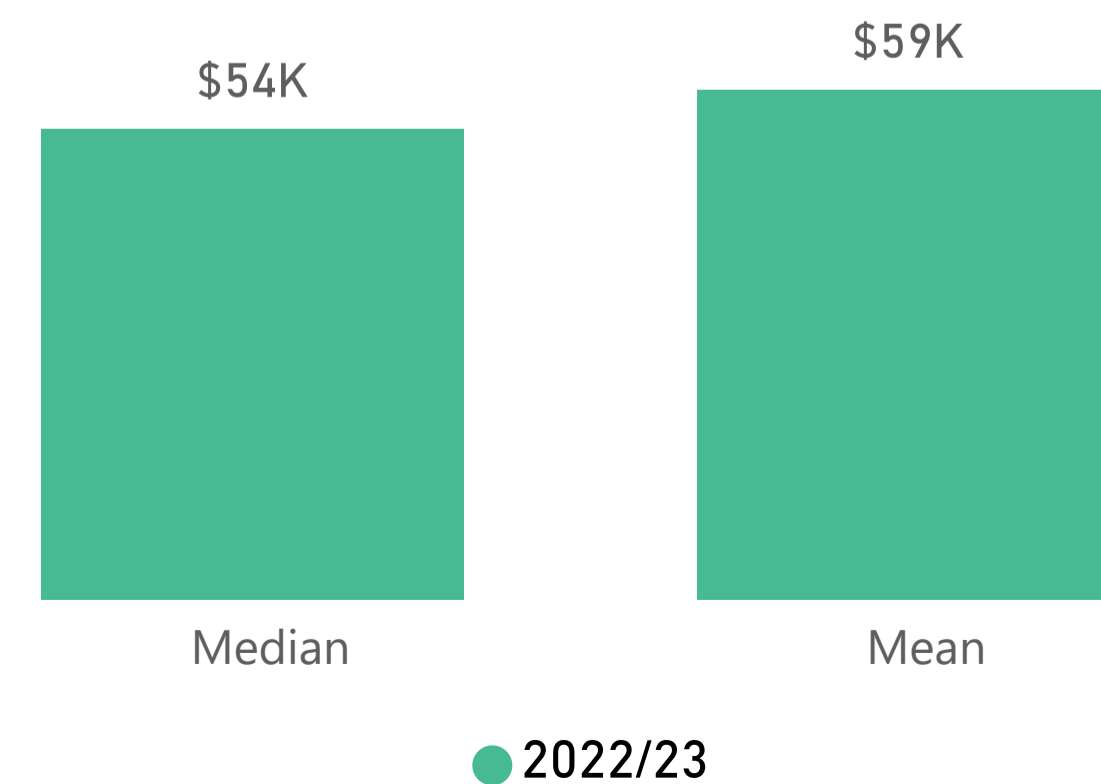
Employment Outcome Comparison

	2020/21	2021/22	2022/23	2023/24
Number of Graduates *	16	23	23	22
Respondent Count			9	5
Labour Force Employment Rate **			89%	100%
Training Related Employment Rate			88%	100%

* Number of Graduates is the count of graduates invited to participate in the survey.
 ** Labour force includes those who are employed and those who are looking for employment.

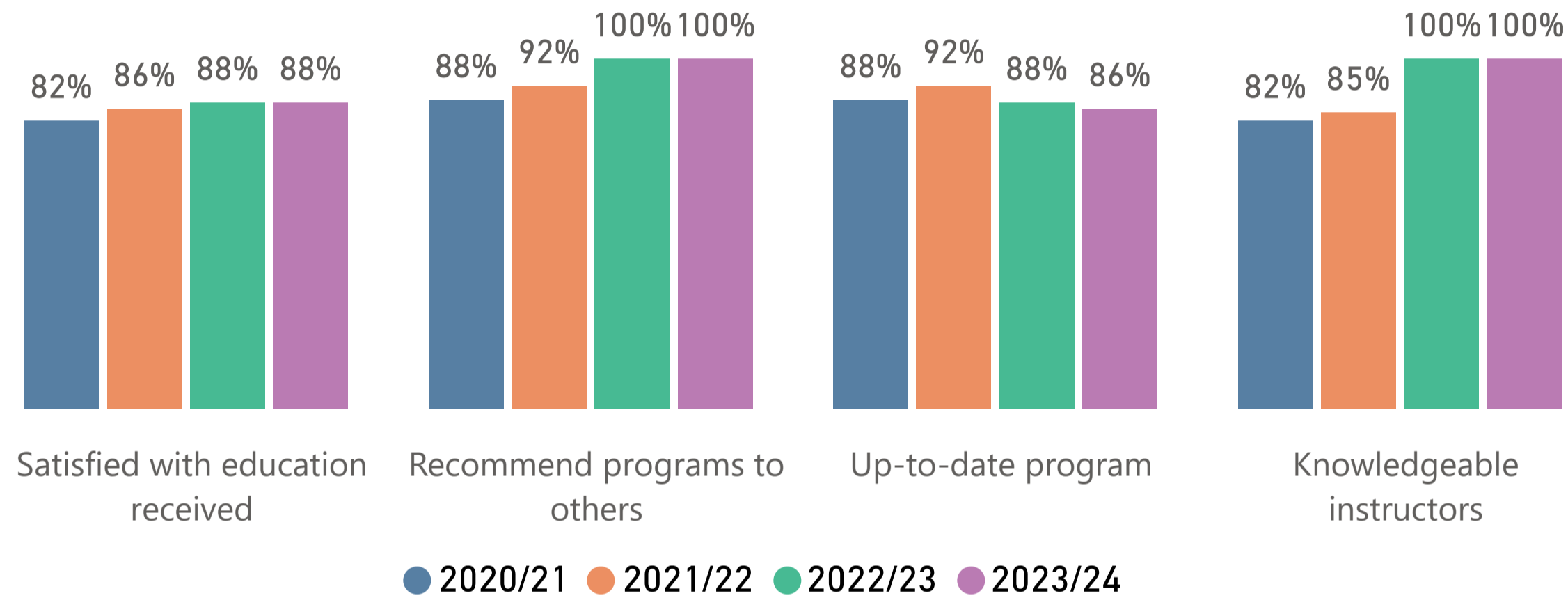
Note: Results with n<5 responses are too small of sample and are not displayed.

Salary Summary



This program prepares students with the technical skills and hands-on training required for a career in plumbing. Graduates gain expertise in installing, maintaining, inspecting, and repairing plumbing systems in residential and commercial settings. Employment opportunities include work in new construction, retrofitting, maintenance, and municipal water and sewage systems.

Top-Box Score Overview



Graduate Activity Summary

	2020/21	2021/22	2022/23	2023/24
Graduate employed in Manitoba	100%	93%	100%	100%
Self-Employed	12%	7%	11%	13%
Looking for work	-	-	-	-
Student	-	-	-	-

Employment Outcome Comparison

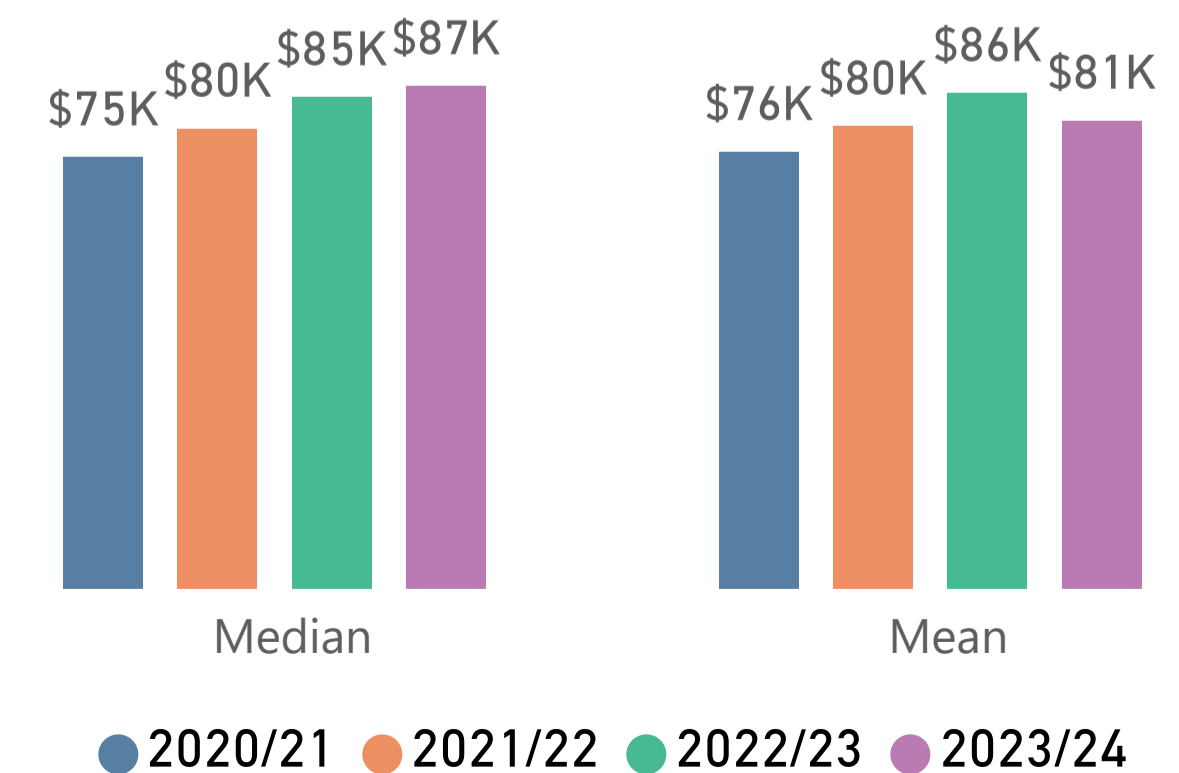
	2020/21	2021/22	2022/23	2023/24
Number of Graduates *	75	54	61	42
Respondent Count	18	16	18	8
Labour Force Employment Rate **	100%	100%	100%	100%
Training Related Employment Rate	100%	100%	94%	100%

* Number of Graduates is the count of graduates invited to participate in the survey.

** Labour force includes those who are employed and those who are looking for employment.

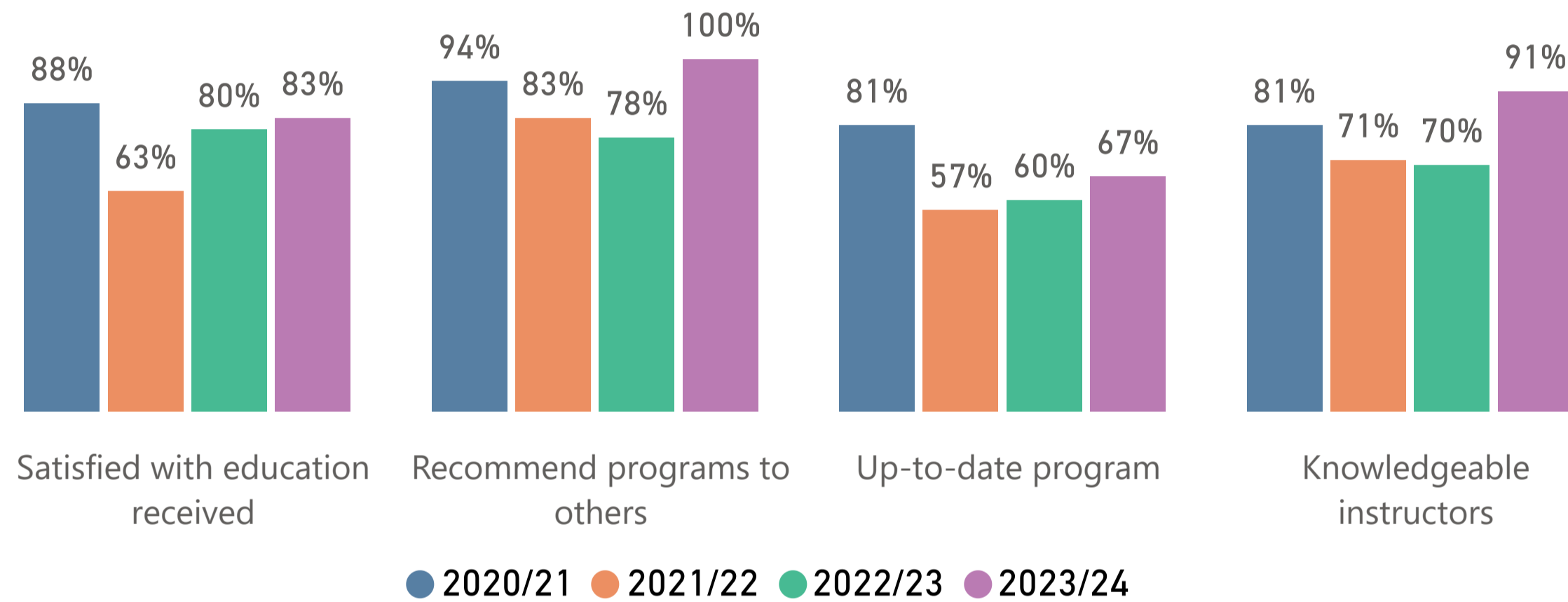
Note: Results with n<5 responses are too small of sample and are not displayed.

Salary Summary



In Manitoba, you can train to be a commercial or residential refrigeration and air conditioning mechanic. Mechanics install, repair, service, replace and maintain air conditioning, heating, ventilation and air exchange systems. Major employers include contractors, equipment dealers, transport firms and warehouses.

Top-Box Score Overview



Graduate Activity Summary

	2020/21	2021/22	2022/23	2023/24
Graduate employed in Manitoba	100%	100%	100%	100%
Self-Employed	-	-	-	-
Looking for work	-	-	-	-
Student	-	-	-	-

Employment Outcome Comparison

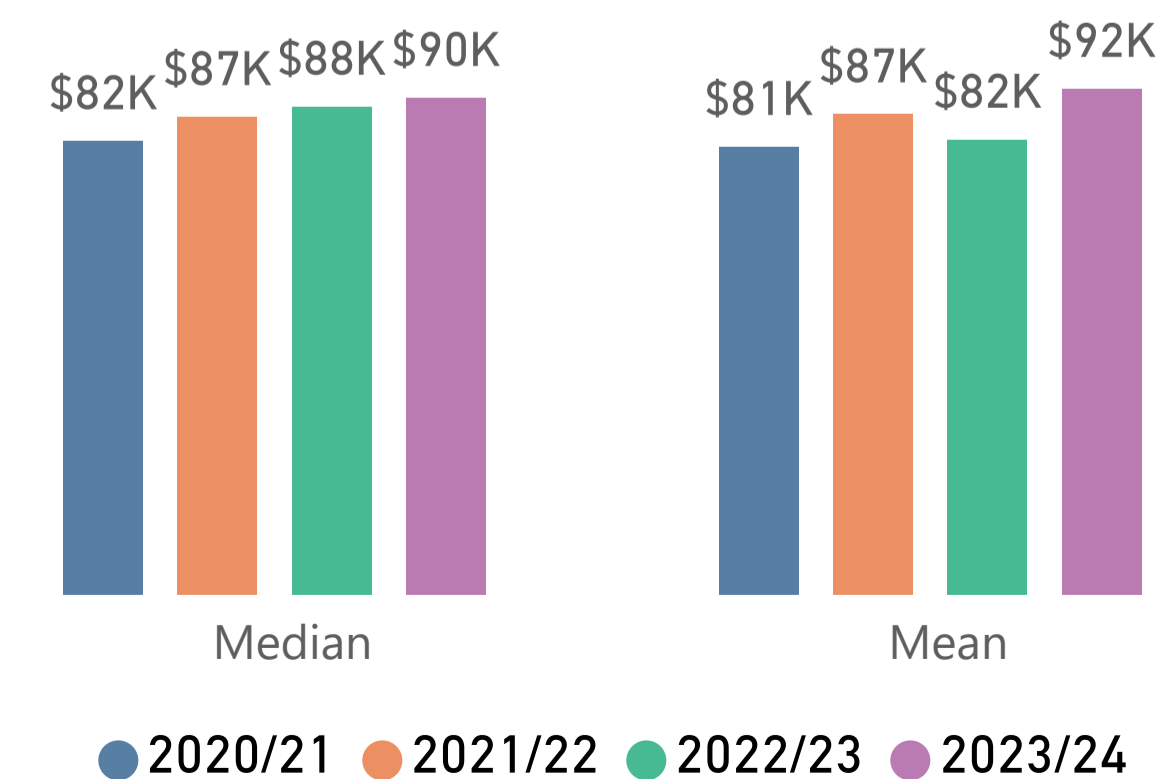
	2020/21	2021/22	2022/23	2023/24
Number of Graduates *	48	31	31	31
Respondent Count	16	10	12	12
Labour Force Employment Rate **	100%	100%	100%	100%
Training Related Employment Rate	94%	90%	100%	100%

* Number of Graduates is the count of graduates invited to participate in the survey.

** Labour force includes those who are employed and those who are looking for employment.

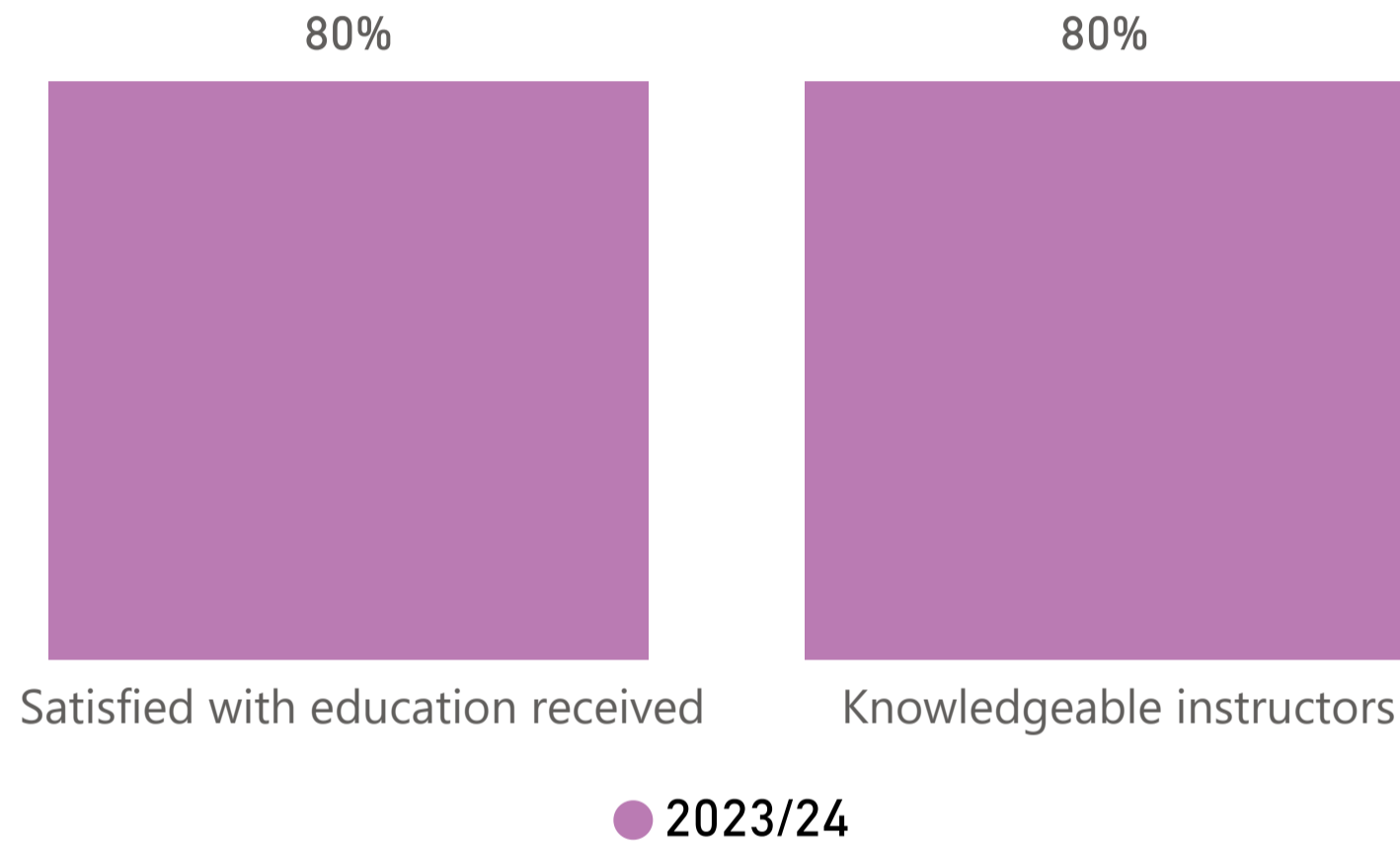
Note: Results with n<5 responses are too small of sample and are not displayed.

Salary Summary



This program prepares students to work with sheet metal in industrial and construction settings. You'll learn to read blueprints, lay out materials, cut, shape, assemble, and finish sheet metal using tools, welding, and fastening. Employers include manufacturers, fabrication shops, railways, HVAC contractors in construction, and roofing contractors.

Top-Box Score Overview



Graduate Activity Summary

	2020/21	2021/22	2022/23	2023/24
Graduate employed in Manitoba				100%
Self-Employed				-
Looking for work				-
Student				-

Employment Outcome Comparison

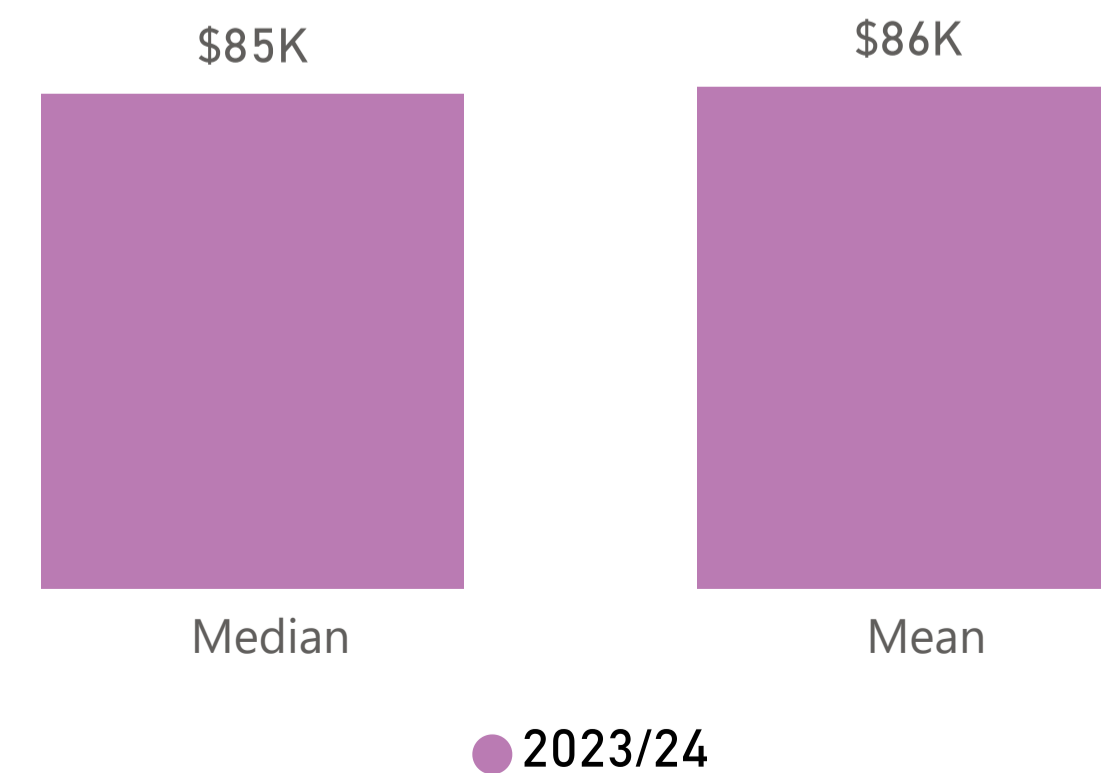
	2020/21	2021/22	2022/23	2023/24
Number of Graduates *	14	11	10	21
Respondent Count				5
Labour Force Employment Rate **				100%
Training Related Employment Rate				100%

* Number of Graduates is the count of graduates invited to participate in the survey.

** Labour force includes those who are employed and those who are looking for employment.

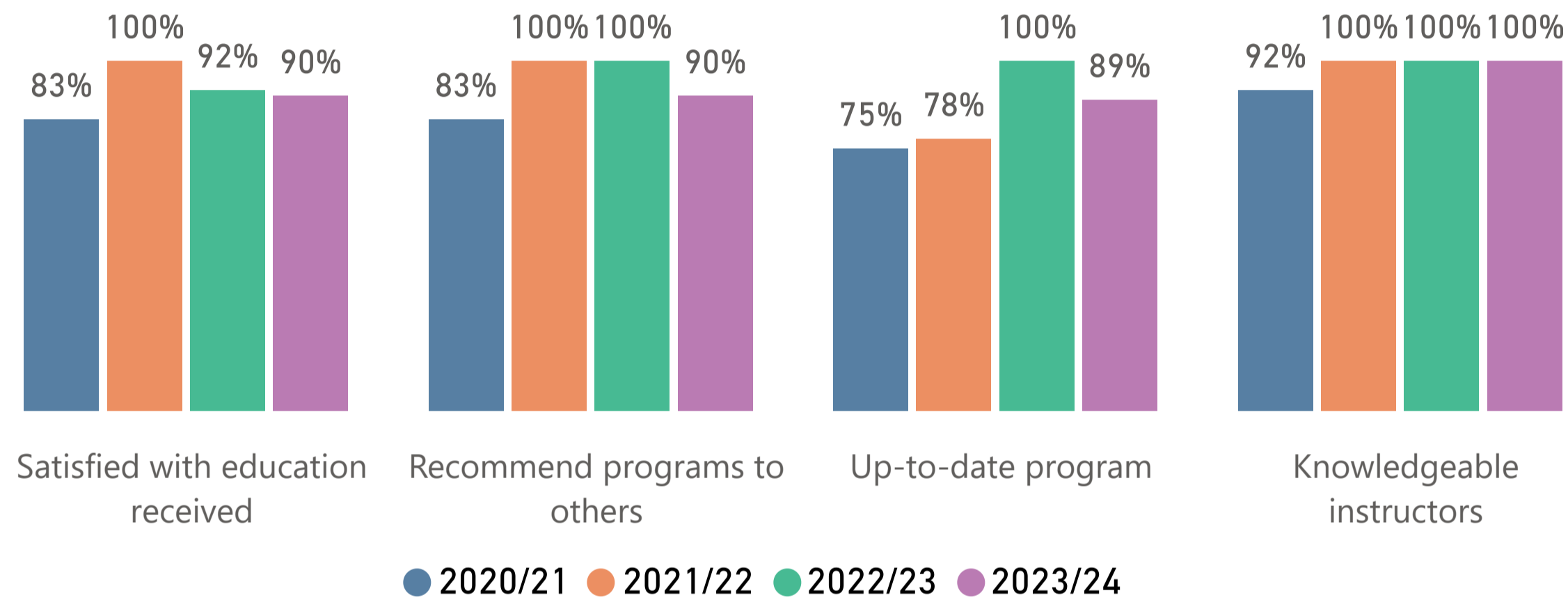
Note: Results with n<5 responses are too small of sample and are not displayed.

Salary Summary



A truck and transport mechanic is certified to service, repair, assemble and maintain transport trucks and buses over 4,500 kg. Equipment registered under The Highway Traffic Act is included. Employers include truck and transport dealerships, trucking firms, and repair centres.

Top-Box Score Overview



Graduate Activity Summary

	2020/21	2021/22	2022/23	2023/24
Graduate employed in Manitoba	90%	100%	100%	90%
Self-Employed	9%	-	7%	-
Looking for work	8%	-	-	-
Student	-	-	-	-

Employment Outcome Comparison

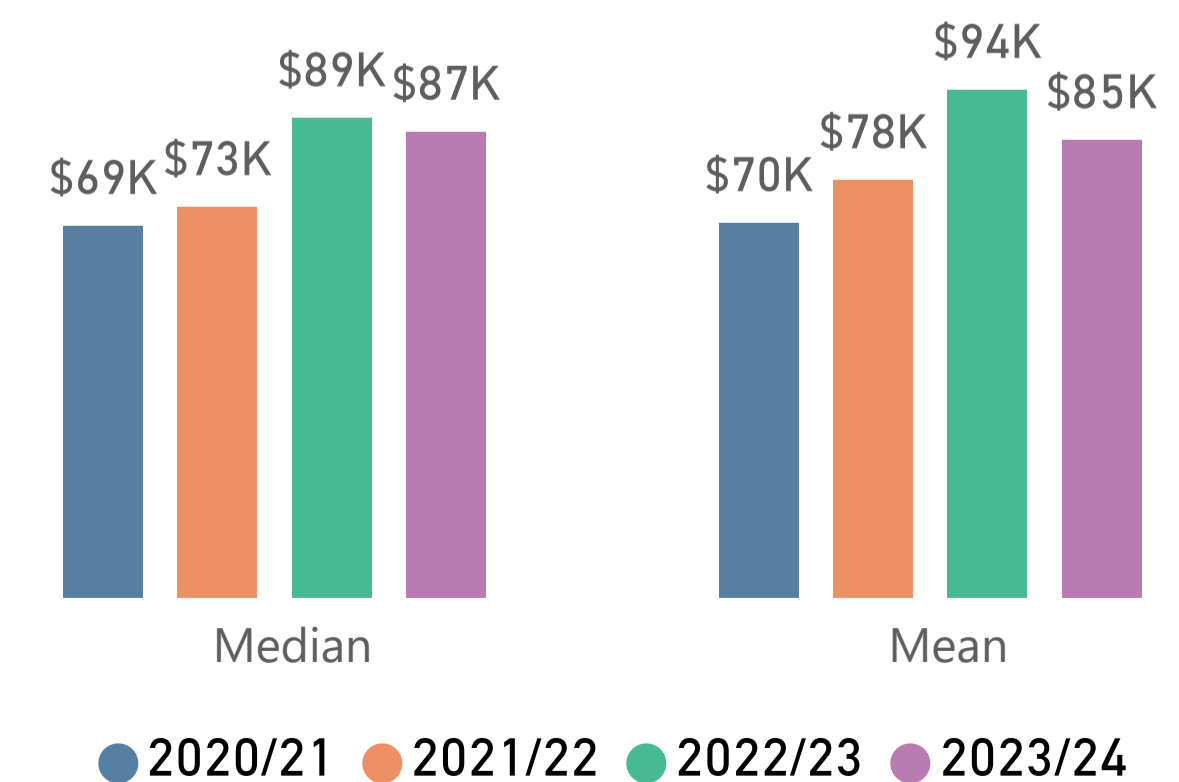
	2020/21	2021/22	2022/23	2023/24
Number of Graduates *	56	39	43	47
Respondent Count	12	9	14	10
Labour Force Employment Rate **	92%	100%	100%	100%
Training Related Employment Rate	100%	100%	100%	100%

* Number of Graduates is the count of graduates invited to participate in the survey.

** Labour force includes those who are employed and those who are looking for employment.

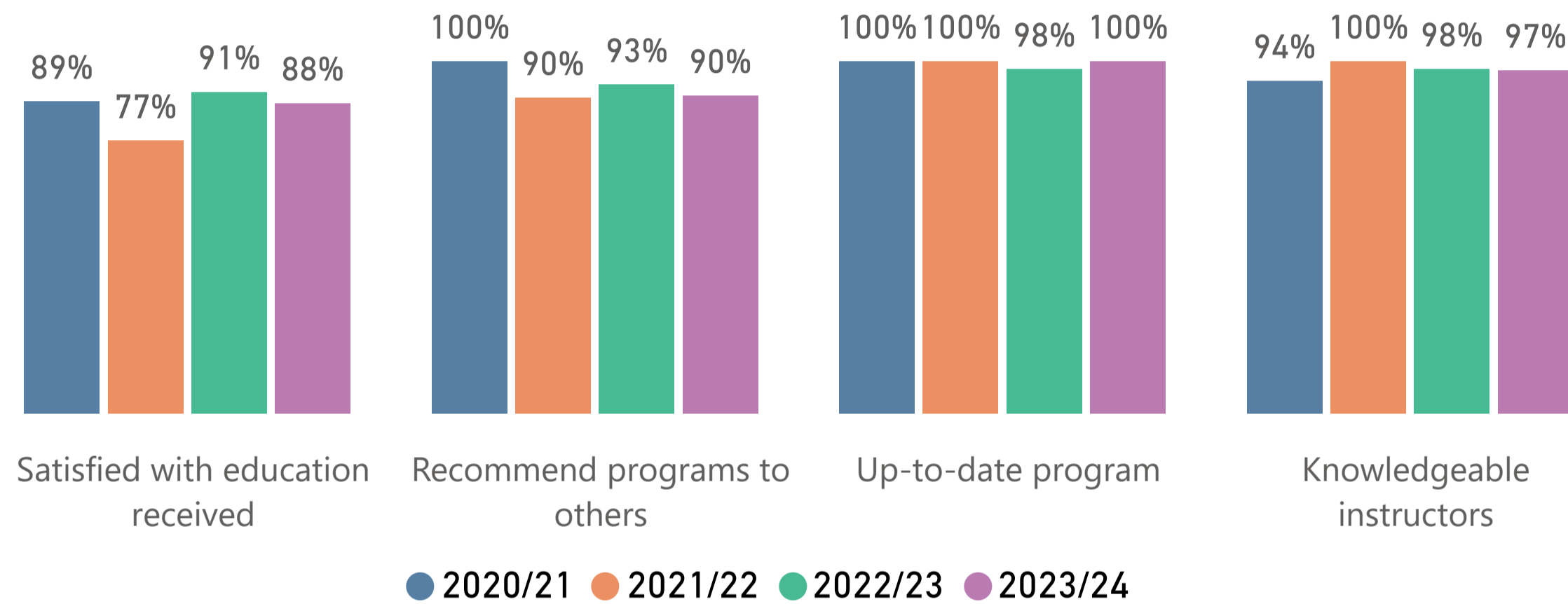
Note: Results with n<5 responses are too small of sample and are not displayed.

Salary Summary



The Applied Accounting program provides skills for entry-level accounting support. In addition to basic accounting and computer skills, it includes general business practices. Most graduates find employment as clerks or bookkeepers in various sectors including public administration and finance.

Top-Box Score Overview



Graduate Activity Summary

	2020/21	2021/22	2022/23	2023/24
Graduate employed in Manitoba	94%	96%	100%	100%
Self-Employed	-	4%	8%	9%
Looking for work	5%	6%	4%	17%
Student	-	3%	-	3%

Employment Outcome Comparison

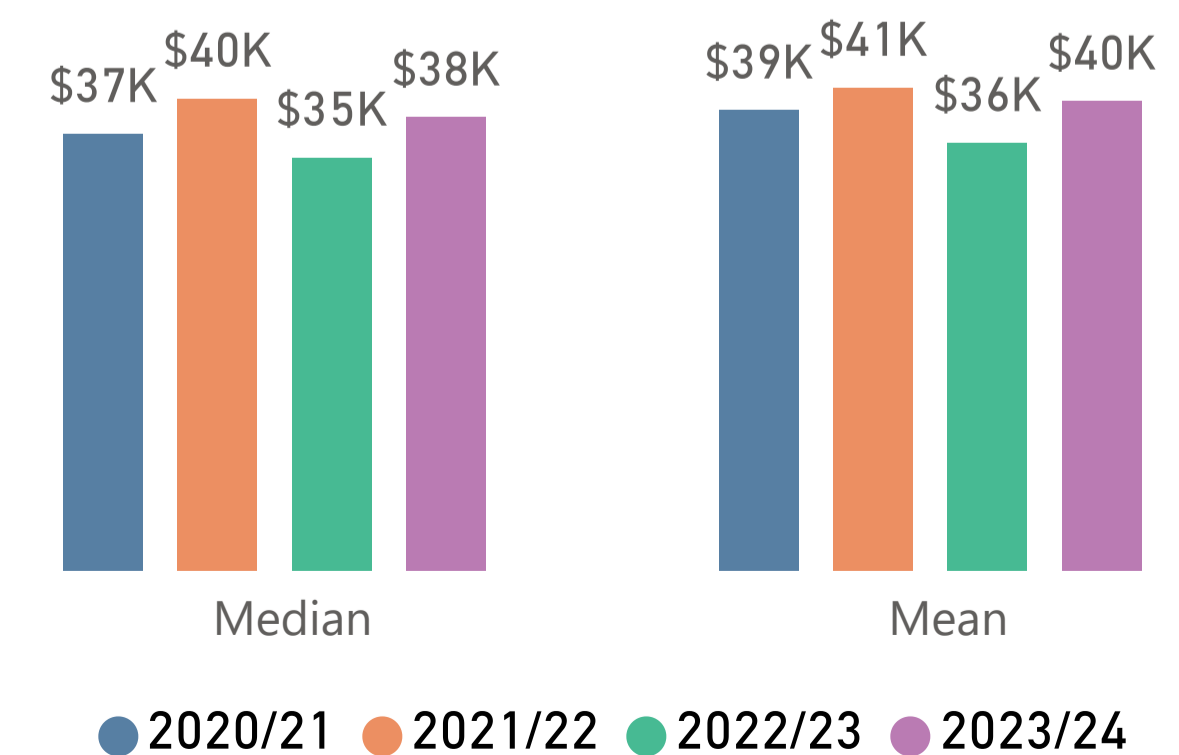
	2020/21	2021/22	2022/23	2023/24
Number of Graduates *	77	90	121	108
Respondent Count	37	31	51	42
Labour Force Employment Rate **	94%	93%	96%	83%
Training Related Employment Rate	79%	85%	73%	70%

* Number of Graduates is the count of graduates invited to participate in the survey.

** Labour force includes those who are employed and those who are looking for employment.

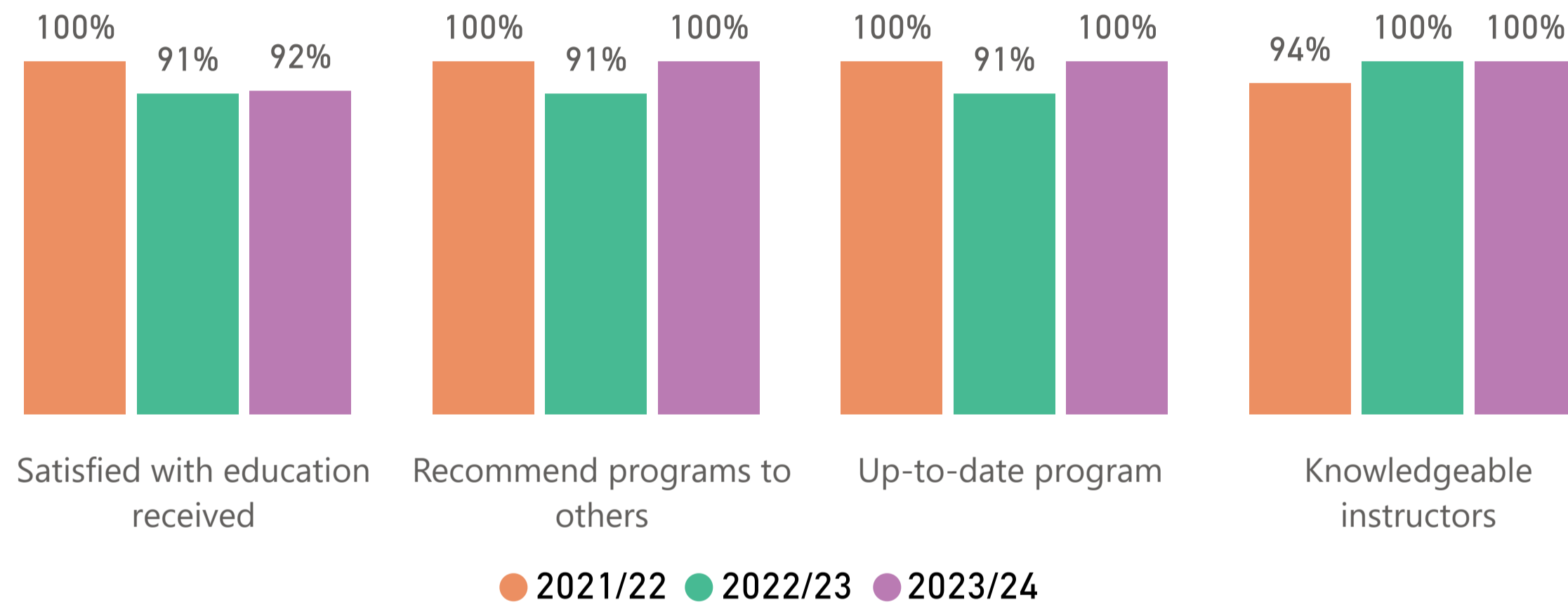
Note: Results with n<5 responses are too small of sample and are not displayed.

Salary Summary



The Architectural Technology program introduces and develops knowledge, skills and abilities for the industry. Using Computer-Aided Drafting (CAD) and Building Information Modeling (BIM) technology, students create visualizations, analyses, and project plans. Collaborative strategies are used to complete residential and commercial Architectural, Engineering and Construction (AEC) projects and develop career-focused skills.

Top-Box Score Overview



Graduate Activity Summary

	2020/21	2021/22	2022/23	2023/24
Graduate employed in Manitoba		94%	100%	82%
Self-Employed		6%	-	9%
Looking for work		-	9%	8%
Student		-	-	-

Employment Outcome Comparison

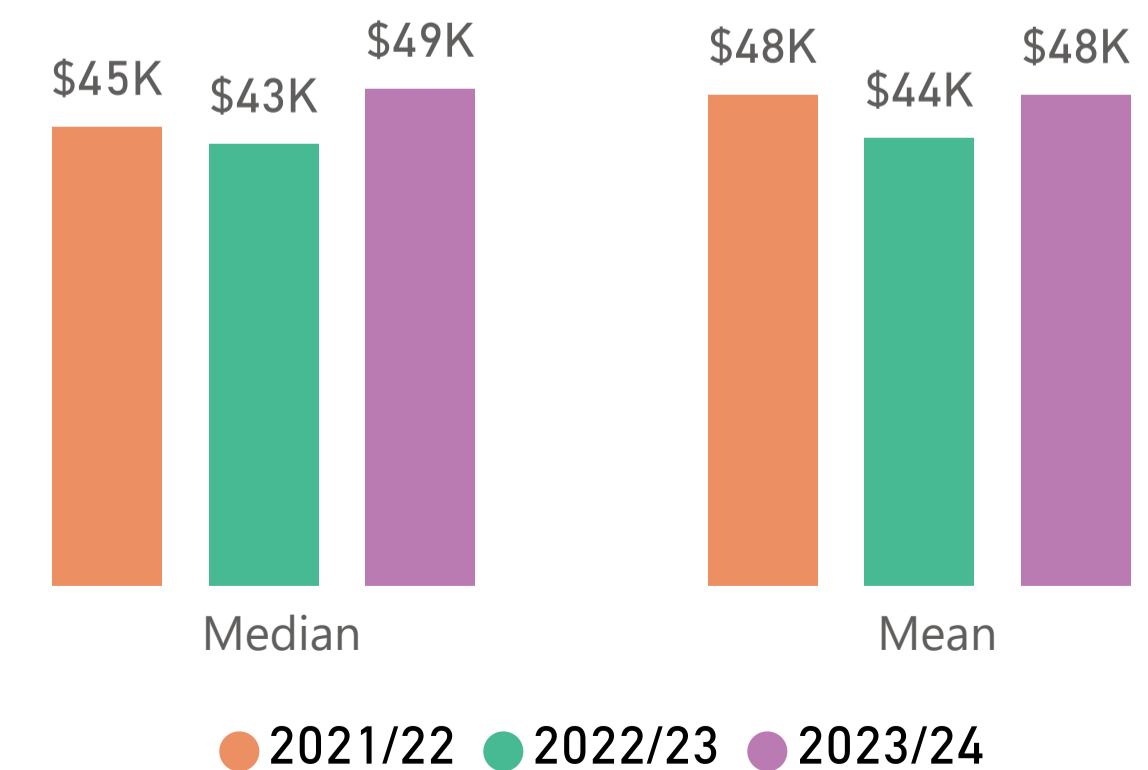
	2020/21	2021/22	2022/23	2023/24
Number of Graduates *	7	26	18	23
Respondent Count		17	11	12
Labour Force Employment Rate **		100%	91%	92%
Training Related Employment Rate		94%	100%	91%

* Number of Graduates is the count of graduates invited to participate in the survey.

** Labour force includes those who are employed and those who are looking for employment.

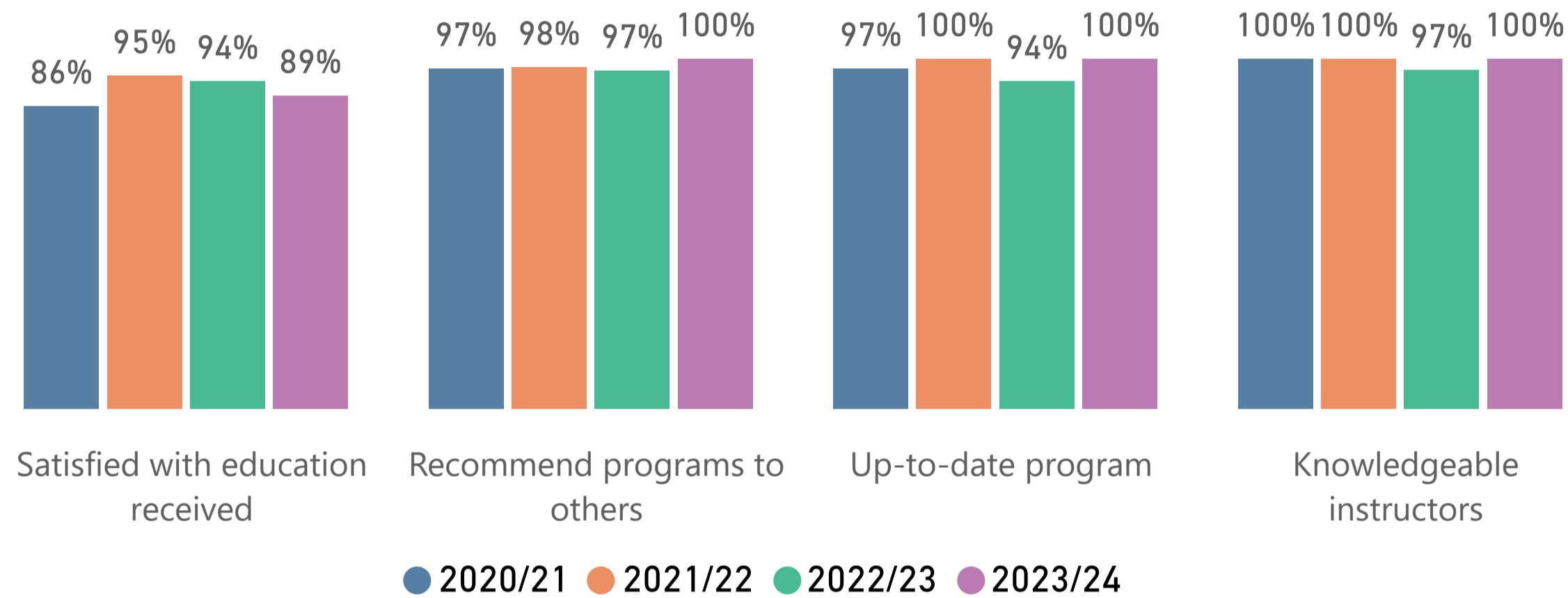
Note: Results with n<5 responses are too small of sample and are not displayed.

Salary Summary



This program teaches skills needed to work with advanced electrical and electronic systems in the automotive technician field such as engine management, fuel injection, and ABS brakes. Graduates find employment in service stations, dealerships, corporations, farms and allied industries.

Top-Box Score Overview



Graduate Activity Summary

	2020/21	2021/22	2022/23	2023/24
Graduate employed in Manitoba	100%	85%	100%	97%
Self-Employed	3%	3%	8%	9%
Looking for work	18%	6%	9%	5%
Student	-	11%	7%	3%

Employment Outcome Comparison

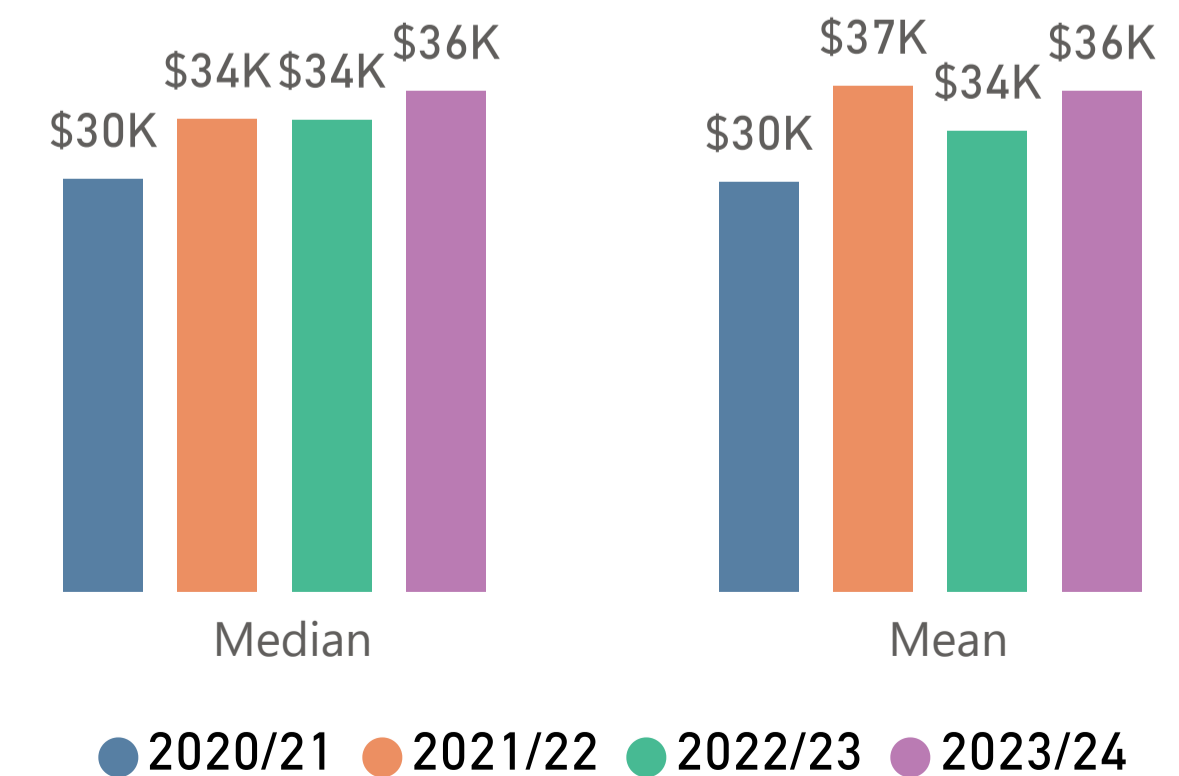
	2020/21	2021/22	2022/23	2023/24
Number of Graduates *	98	119	92	96
Respondent Count	39	47	32	38
Labour Force Employment Rate **	81%	93%	90%	95%
Training Related Employment Rate	83%	76%	83%	86%

* Number of Graduates is the count of graduates invited to participate in the survey.

** Labour force includes those who are employed and those who are looking for employment.

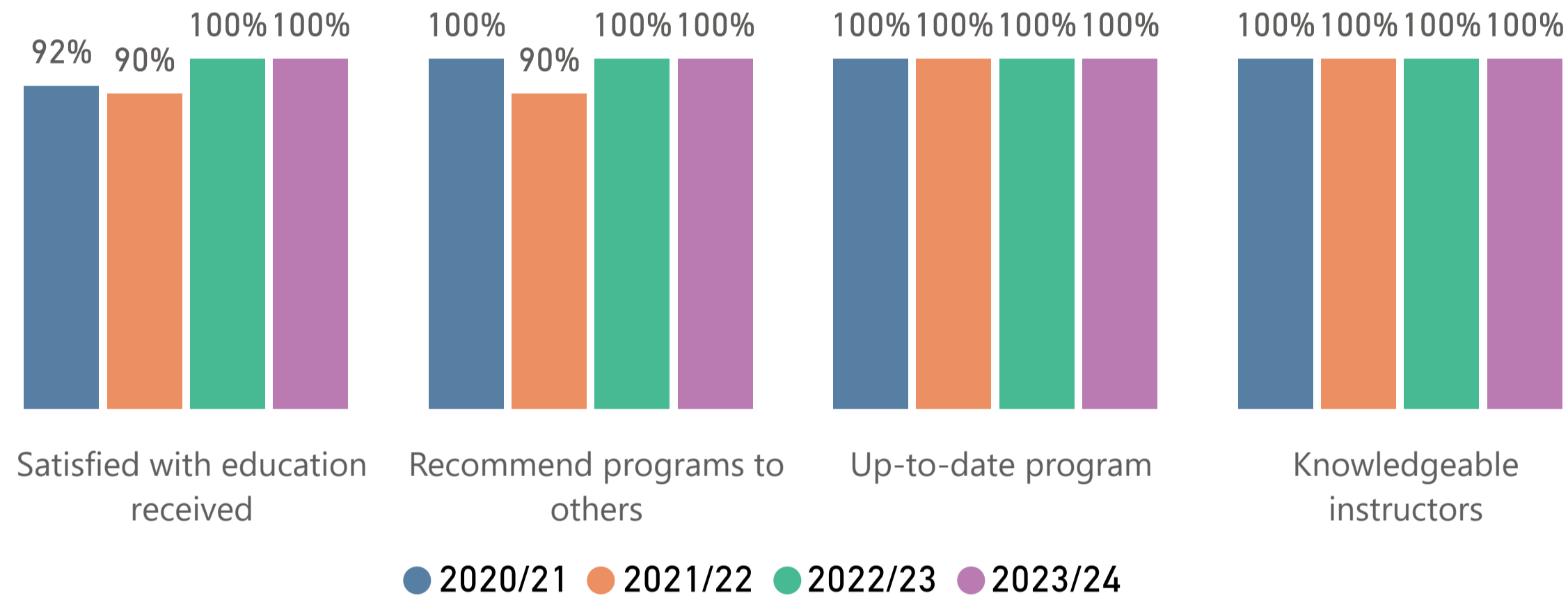
Note: Results with n<5 responses are too small of sample and are not displayed.

Salary Summary



This program teaches skills needed to work with advanced electrical and electronic systems in the automotive technician field such as engine management, fuel injection, and ABS brakes. Graduates work in service stations, dealerships, and specialty shops.

Top-Box Score Overview



Graduate Activity Summary

	2020/21	2021/22	2022/23	2023/24
Graduate employed in Manitoba	100%	90%	100%	100%
Self-Employed	8%	-	-	-
Looking for work	7%	-	-	29%
Student	-	-	-	-

Employment Outcome Comparison

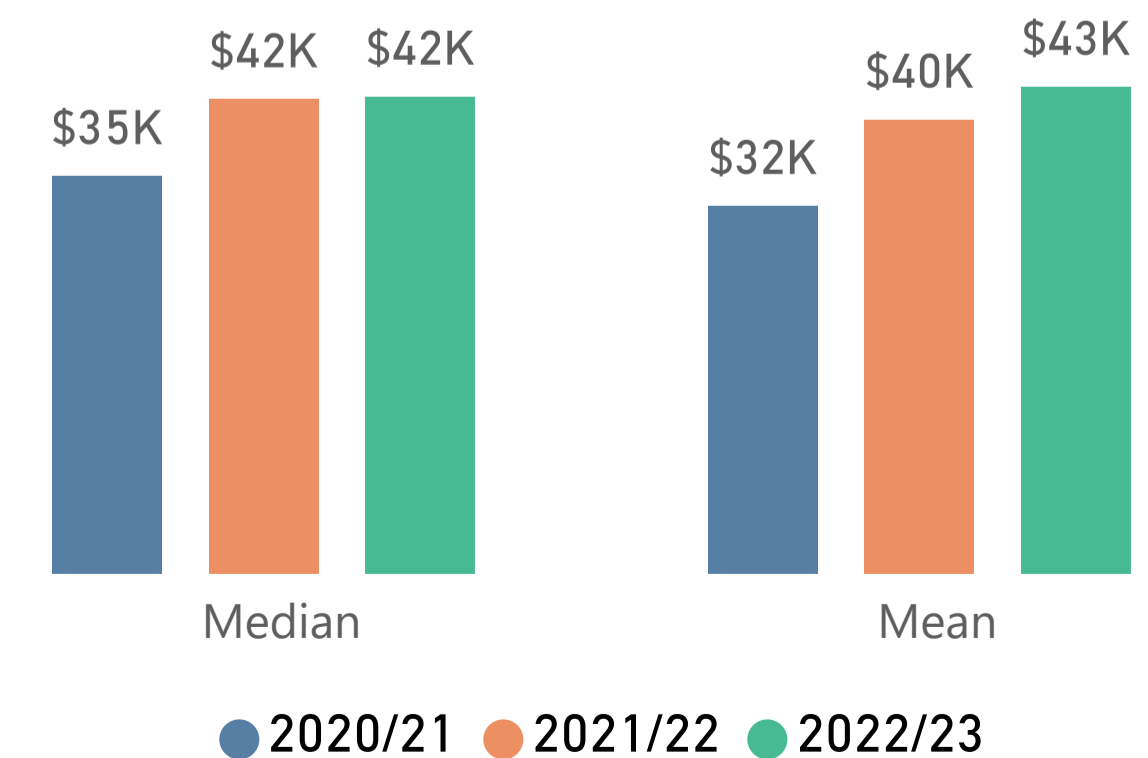
	2020/21	2021/22	2022/23	2023/24
Number of Graduates *	22	25	12	14
Respondent Count	14	10	6	7
Labour Force Employment Rate **	93%	100%	100%	71%
Training Related Employment Rate	67%	90%	100%	80%

* Number of Graduates is the count of graduates invited to participate in the survey.

** Labour force includes those who are employed and those who are looking for employment.

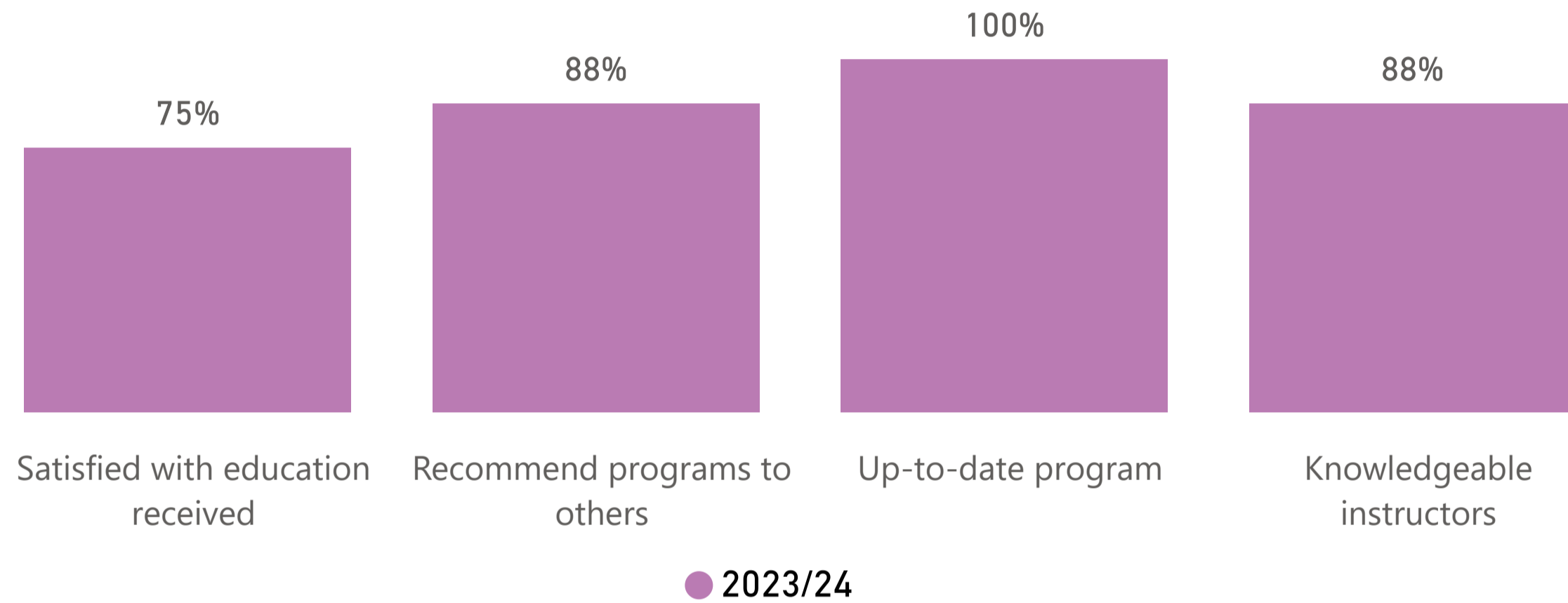
Note: Results with n<5 responses are too small of sample and are not displayed.

Salary Summary



This program gives you the necessary skills required to diagnose and repair today's automobile. Training alternates between in class, live shop and work experience. Classroom instruction will broaden your knowledge in automotive electronics as well as strategies required for diagnosis of engine management systems, fuel injection and Anti-lock Braking System (ABS) brakes.

Top-Box Score Overview



Graduate Activity Summary

	2020/21	2021/22	2022/23	2023/24
Graduate employed in Manitoba				100%
Self-Employed				13%
Looking for work				-
Student				-

Employment Outcome Comparison

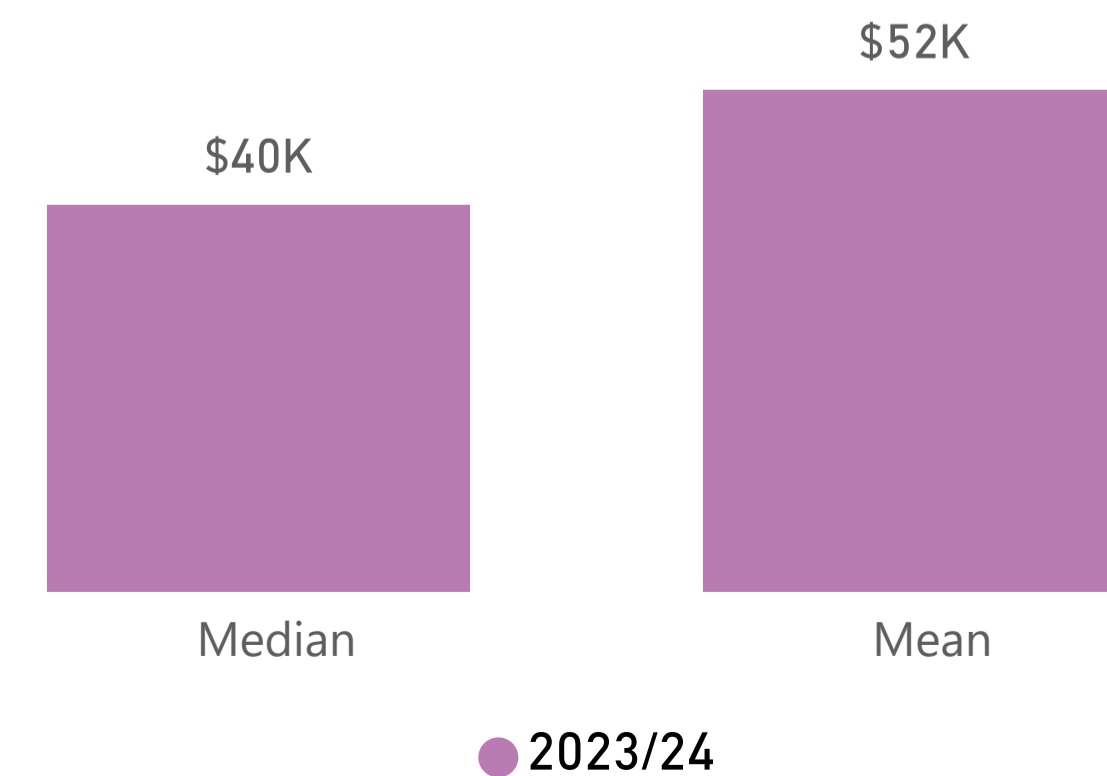
	2020/21	2021/22	2022/23	2023/24
Number of Graduates *			19	19
Respondent Count				8
Labour Force Employment Rate **				100%
Training Related Employment Rate				88%

* Number of Graduates is the count of graduates invited to participate in the survey.

** Labour force includes those who are employed and those who are looking for employment.

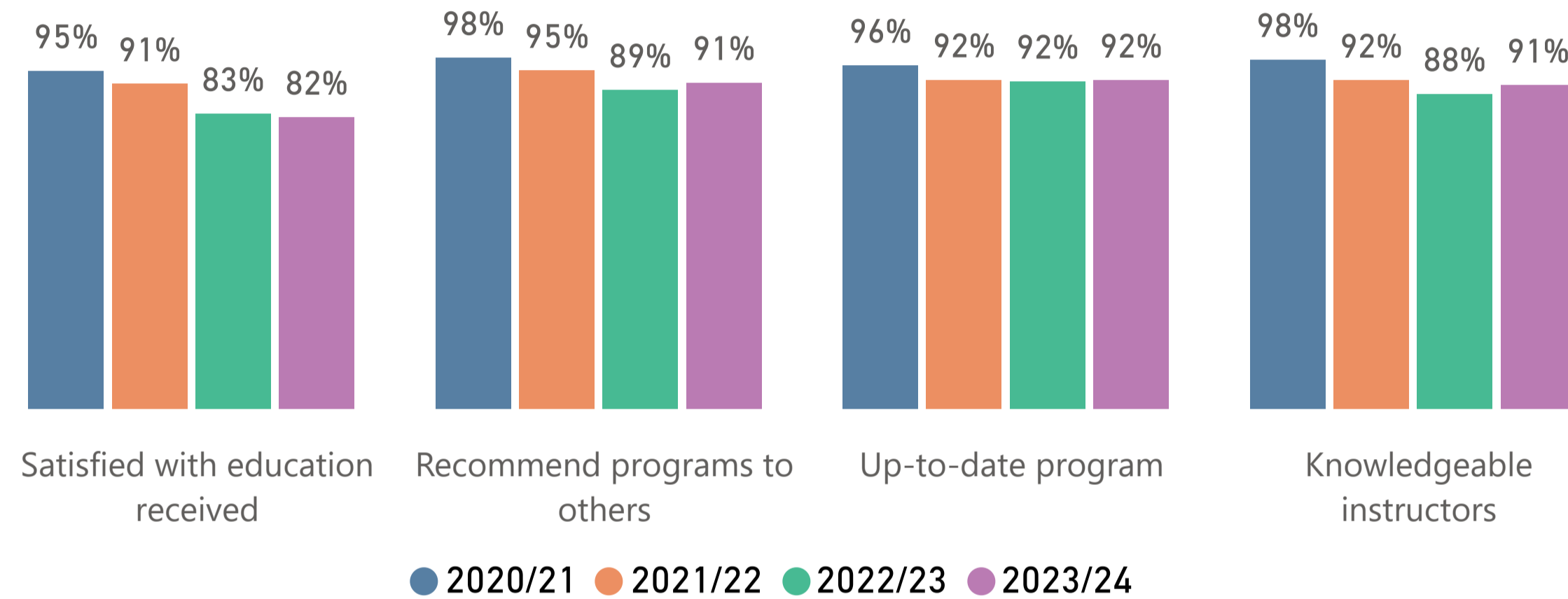
Note: Results with n<5 responses are too small of sample and are not displayed.

Salary Summary



Through practical and applied learning students develop specialized skills, in-depth knowledge and industry connections for employment in business. Choose from six majors such as General Studies, Accounting, Financial Services, Human Resource Management, Logistics & Supply Chain Management and Marketing.

Top-Box Score Overview



Graduate Activity Summary

	2020/21	2021/22	2022/23	2023/24
Graduate employed in Manitoba	99%	95%	94%	97%
Self-Employed	6%	5%	6%	6%
Looking for work	5%	7%	5%	9%
Student	1%	1%	2%	1%

Employment Outcome Comparison

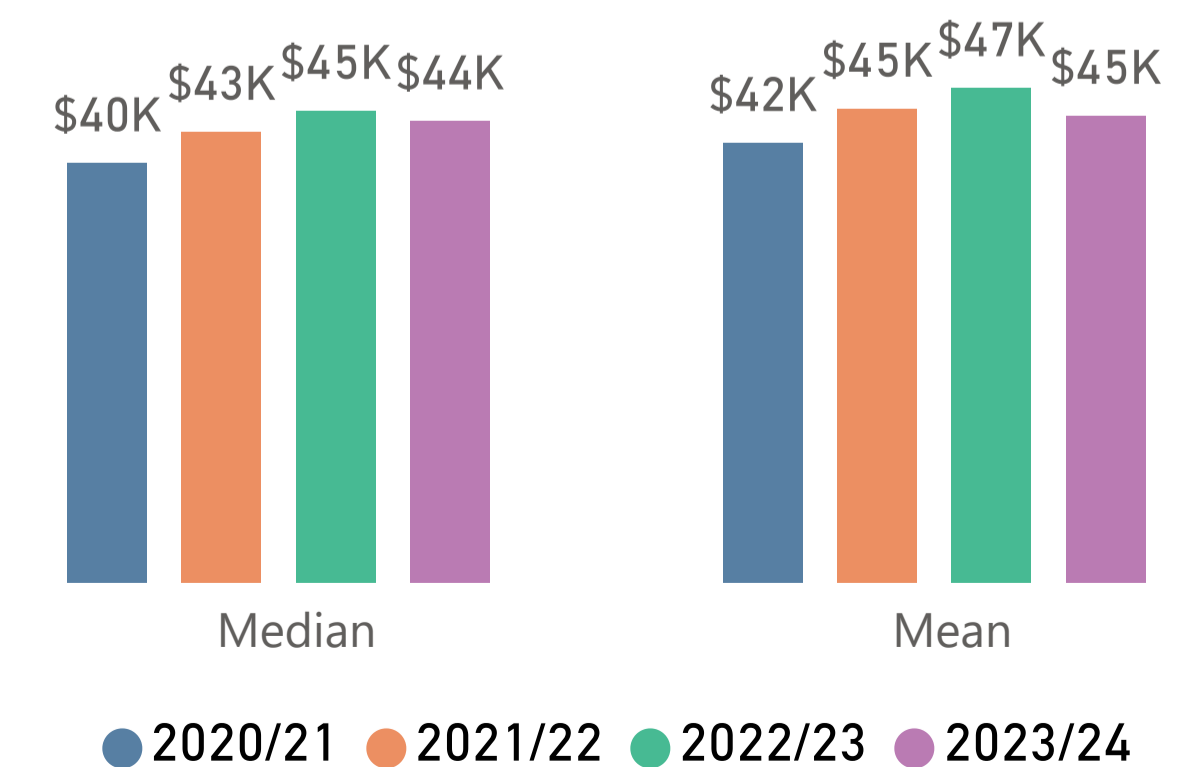
	2020/21	2021/22	2022/23	2023/24
Number of Graduates *	430	333	359	414
Respondent Count	193	164	183	180
Labour Force Employment Rate **	95%	93%	95%	91%
Training Related Employment Rate	82%	77%	74%	70%

* Number of Graduates is the count of graduates invited to participate in the survey.

** Labour force includes those who are employed and those who are looking for employment.

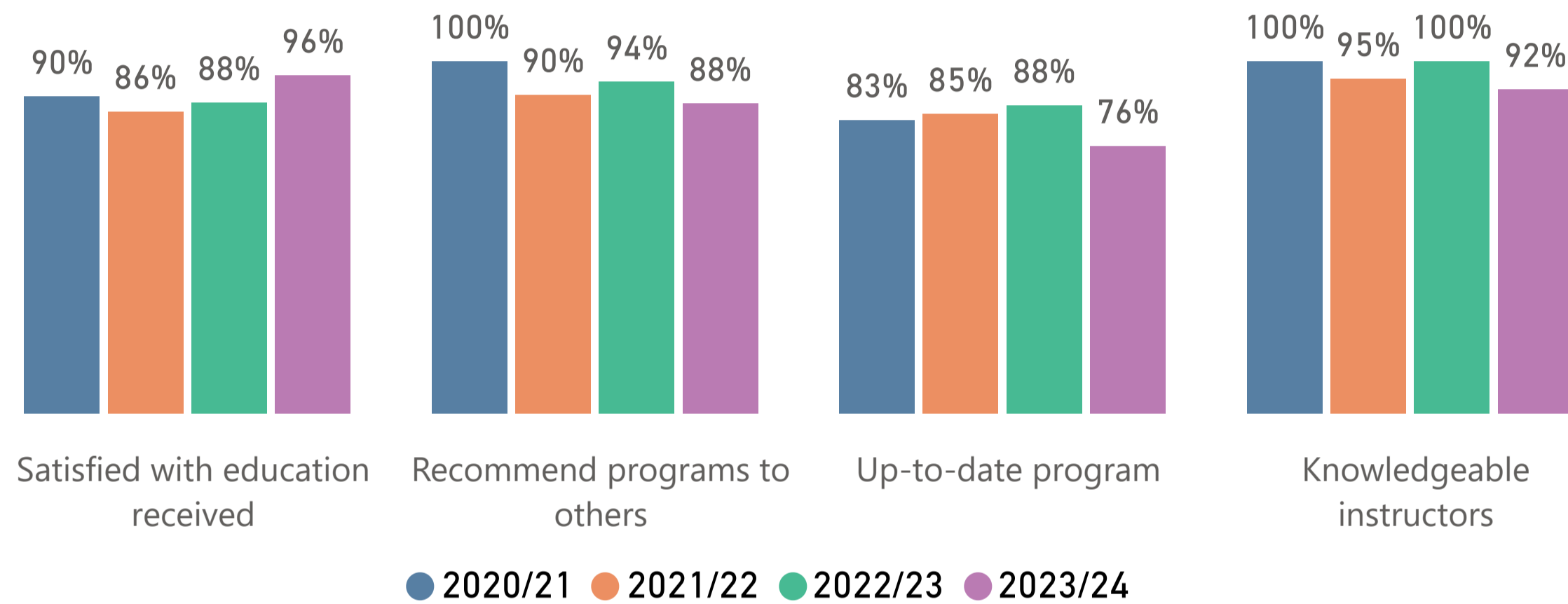
Note: Results with n<5 responses are too small of sample and are not displayed.

Salary Summary



Students acquire the knowledge and skills to analyze and validate business requirements and to determine how to recommend real solutions to enterprise problems. Graduates of the program have acquired a range of essential skills, including effective communication, analysis and design, research techniques, project management, training implementation, plus evaluation processes and techniques.

Top-Box Score Overview



Graduate Activity Summary

	2020/21	2021/22	2022/23	2023/24
Graduate employed in Manitoba	100%	89%	100%	95%
Self-Employed	6%	-	6%	-
Looking for work	5%	5%	6%	12%
Student	-	-	-	-

Employment Outcome Comparison

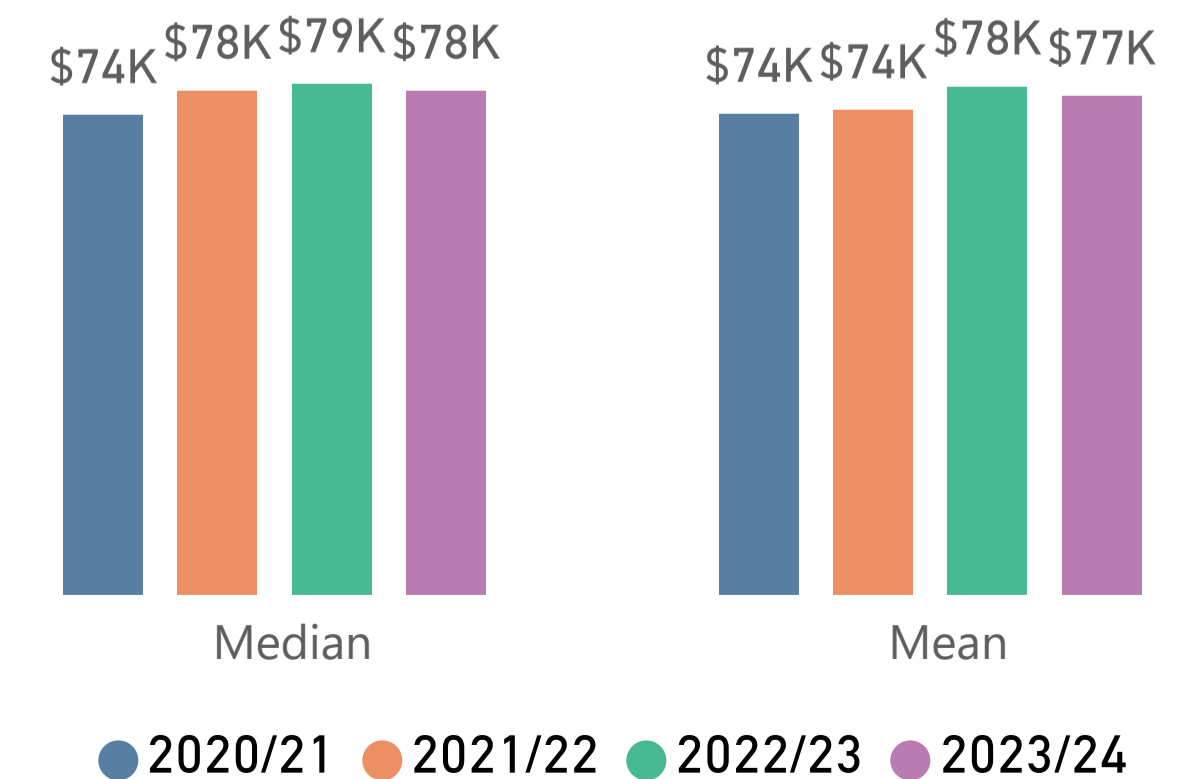
	2020/21	2021/22	2022/23	2023/24
Number of Graduates *	34	33	32	35
Respondent Count	20	21	17	25
Labour Force Employment Rate **	95%	95%	94%	88%
Training Related Employment Rate	83%	84%	63%	81%

* Number of Graduates is the count of graduates invited to participate in the survey.

** Labour force includes those who are employed and those who are looking for employment.

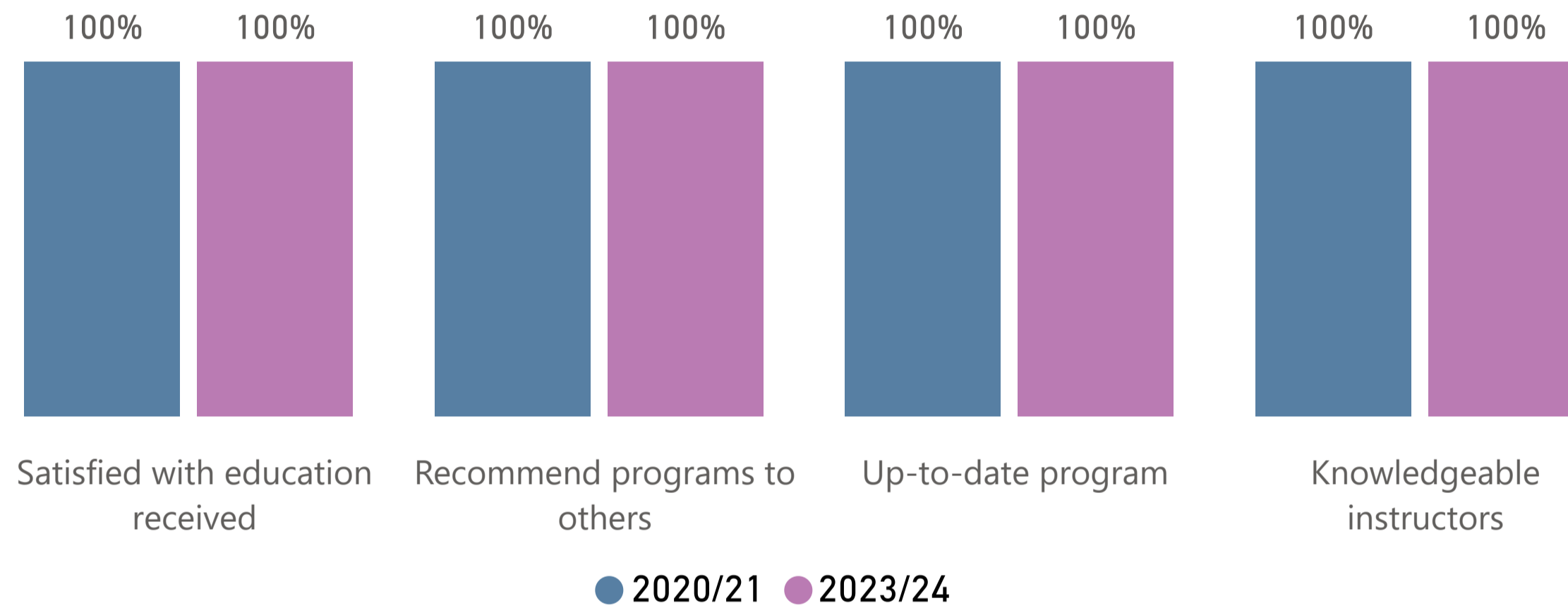
Note: Results with n<5 responses are too small of sample and are not displayed.

Salary Summary



Students develop a broad understanding of management and administrative functions in business, industry and not-for-profit organizations. This program prepares students for a variety of careers in business and management and expands their knowledge base and develops fundamental skills needed for supervising, communicating and managing.

Top-Box Score Overview



Graduate Activity Summary

	2020/21	2021/22	2022/23	2023/24
Graduate employed in Manitoba	75%			100%
Self-Employed	-			-
Looking for work	-			-
Student	-			-

Employment Outcome Comparison

	2020/21	2021/22	2022/23	2023/24
Number of Graduates *	6	3	3	7
Respondent Count	5			5
Labour Force Employment Rate **	100%			100%
Training Related Employment Rate	100%			75%

* Number of Graduates is the count of graduates invited to participate in the survey.

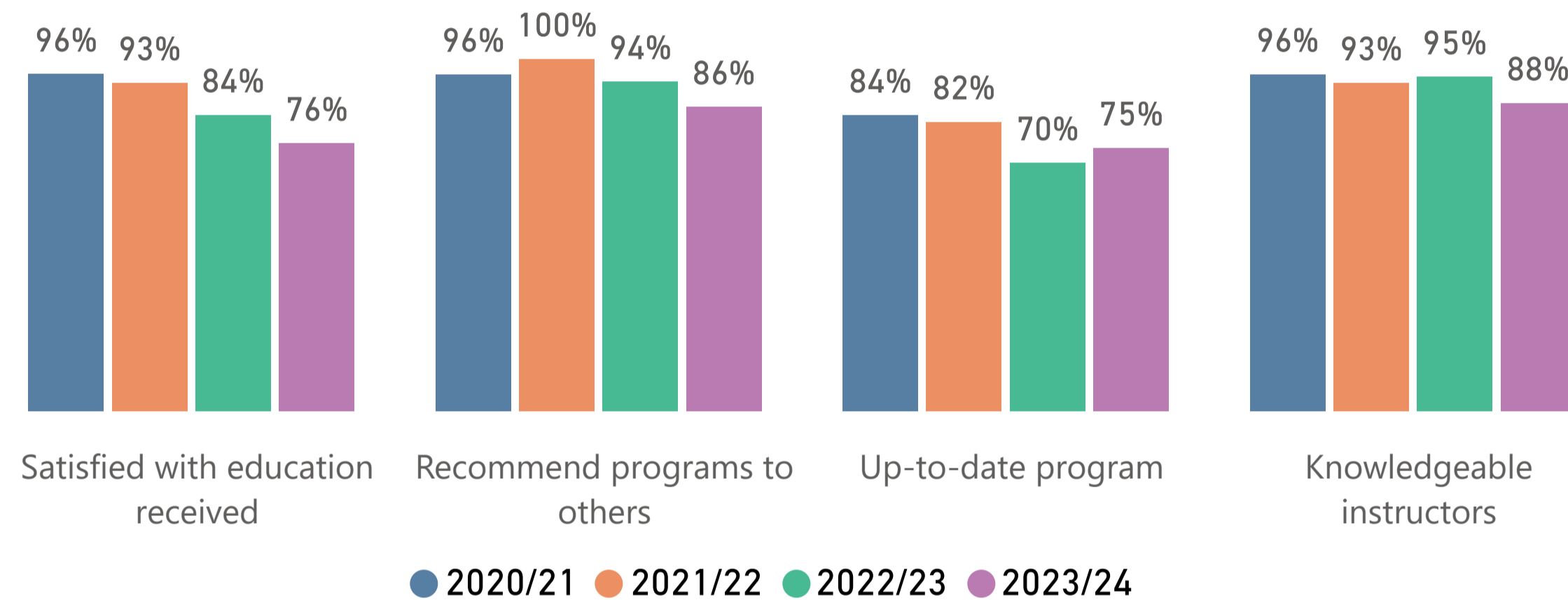
** Labour force includes those who are employed and those who are looking for employment.

Note: Results with n<5 responses are too small of sample and are not displayed.

Salary Summary

This program provides a solid foundation in IT focusing on application development for business using Java, C#, Ruby, Relational Database Management skills, SQL, warehousing, etc. Accredited by the Canadian Information Processing Society's (CIPS) College Program Accreditation Council (CPAC). Graduates will be able to work in roles related to business solutions development.

Top-Box Score Overview



Graduate Activity Summary

	2020/21	2021/22	2022/23	2023/24
Graduate employed in Manitoba	93%	98%	93%	91%
Self-Employed	3%	-	5%	4%
Looking for work	1%	11%	15%	20%
Student	-	-	-	-

Employment Outcome Comparison

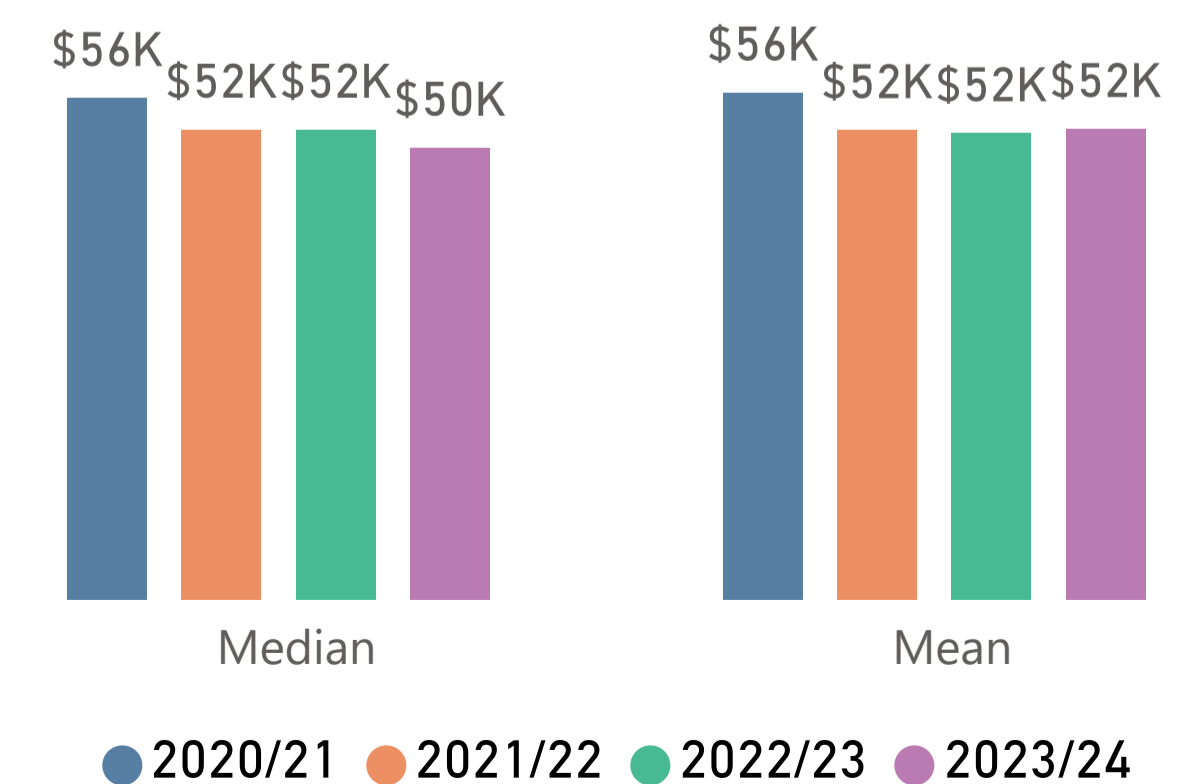
	2020/21	2021/22	2022/23	2023/24
Number of Graduates *	142	121	141	177
Respondent Count	72	63	67	96
Labour Force Employment Rate **	99%	89%	85%	80%
Training Related Employment Rate	90%	89%	77%	71%

* Number of Graduates is the count of graduates invited to participate in the survey.

** Labour force includes those who are employed and those who are looking for employment.

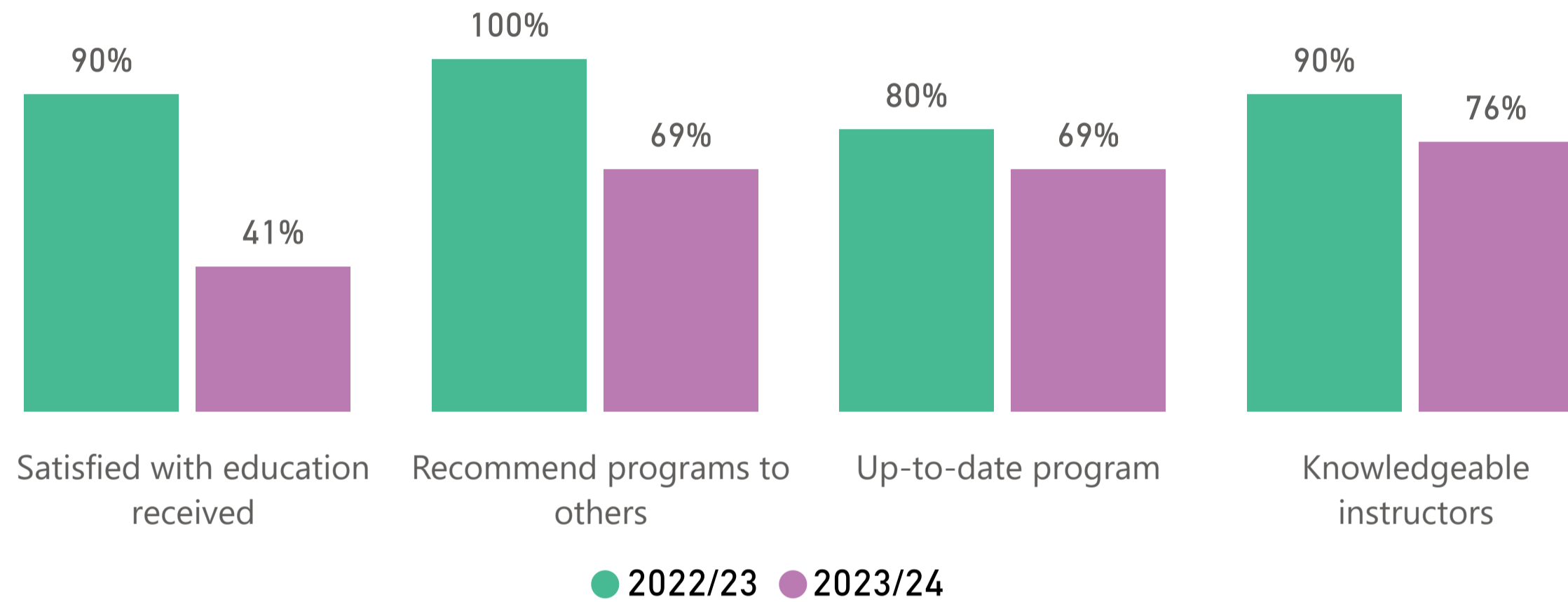
Note: Results with n<5 responses are too small of sample and are not displayed.

Salary Summary



The Business Management helps professionals advance careers by developing leadership and management skills. Students apply theory via simulations, case studies, and projects using industry software. Core and elective courses, including a final work term, will prepare students for leadership roles in business.

Top-Box Score Overview



Graduate Activity Summary

	2020/21	2021/22	2022/23	2023/24
Graduate employed in Manitoba			100%	100%
Self-Employed			10%	-
Looking for work			-	6%
Student			-	-

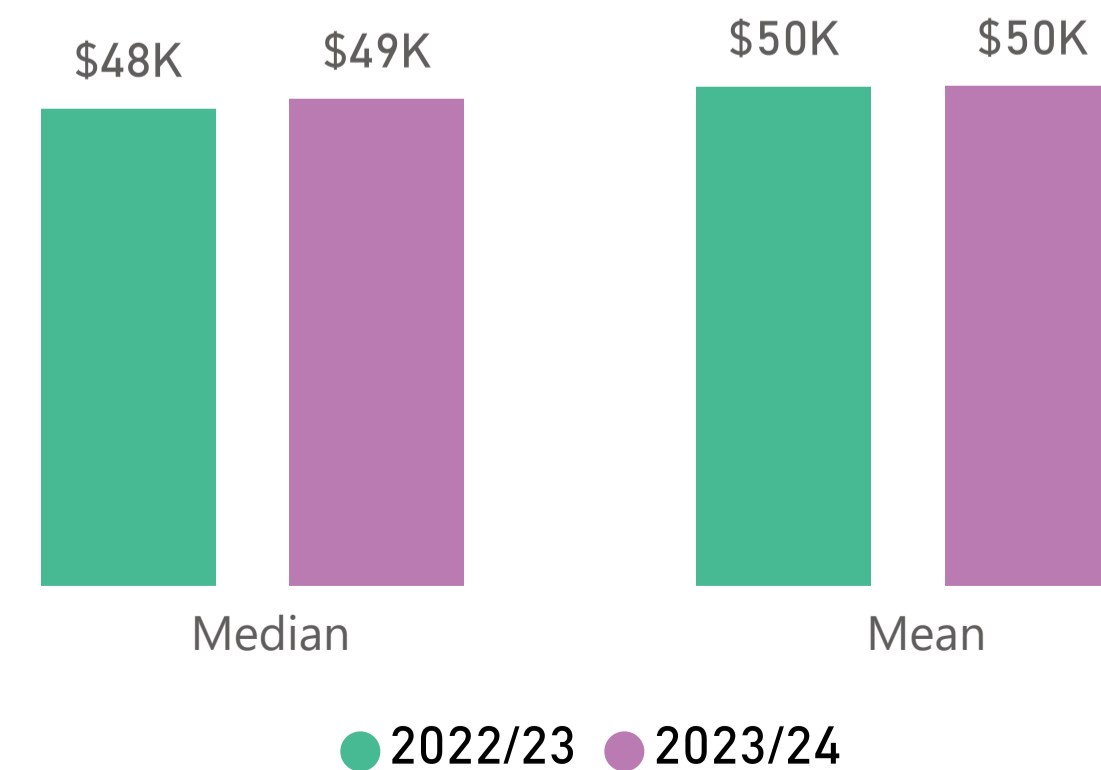
Employment Outcome Comparison

	2020/21	2021/22	2022/23	2023/24
Number of Graduates *			27	35
Respondent Count			10	17
Labour Force Employment Rate **			100%	94%
Training Related Employment Rate			100%	81%

* Number of Graduates is the count of graduates invited to participate in the survey.
 ** Labour force includes those who are employed and those who are looking for employment.

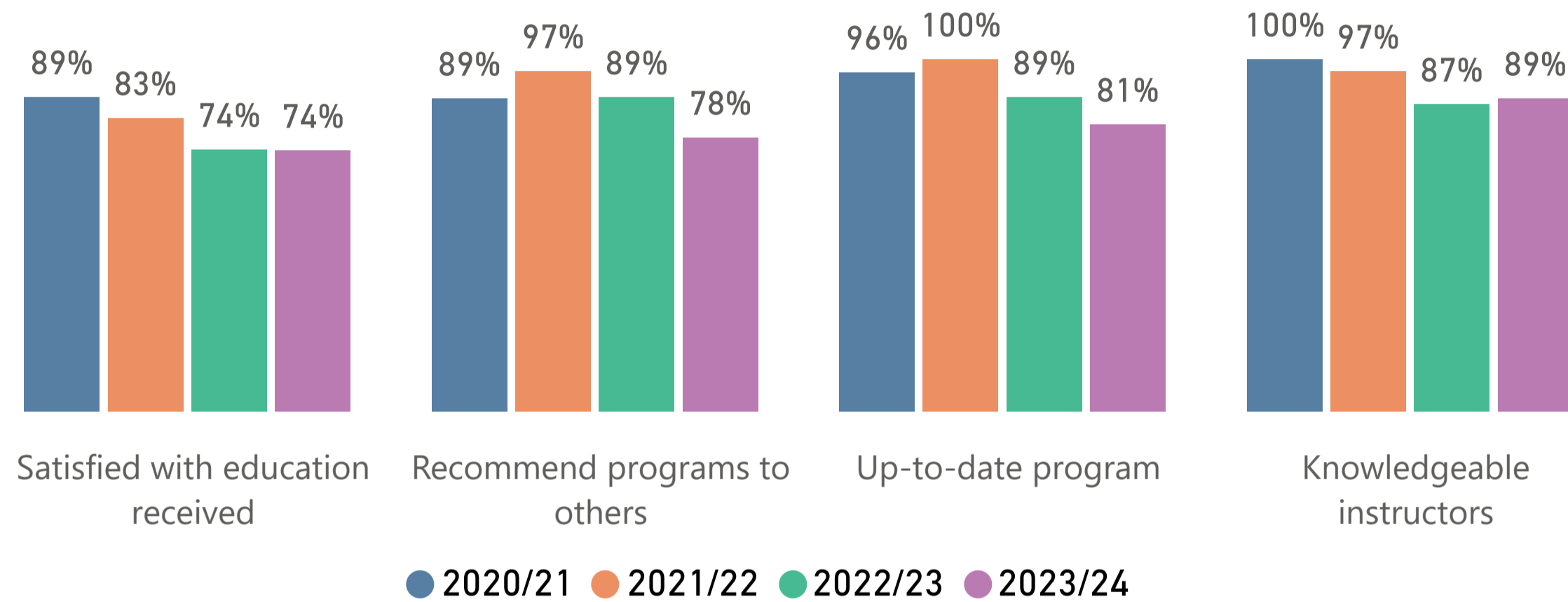
Note: Results with n<5 responses are too small of sample and are not displayed.

Salary Summary



This program provides knowledge to analyze, design, and manage Information Technology (IT) projects and businesses. It combines IT and business courses, case studies, and related practical skills. Students apply skills through co-op and graduates receive the Business Technology Management credential, which enhance their skills to work in roles related to business and IT integration.

Top-Box Score Overview



Graduate Activity Summary

	2020/21	2021/22	2022/23	2023/24
Graduate employed in Manitoba	94%	100%	96%	96%
Self-Employed	7%	-	12%	4%
Looking for work	7%	3%	9%	-
Student	-	-	-	-

Employment Outcome Comparison

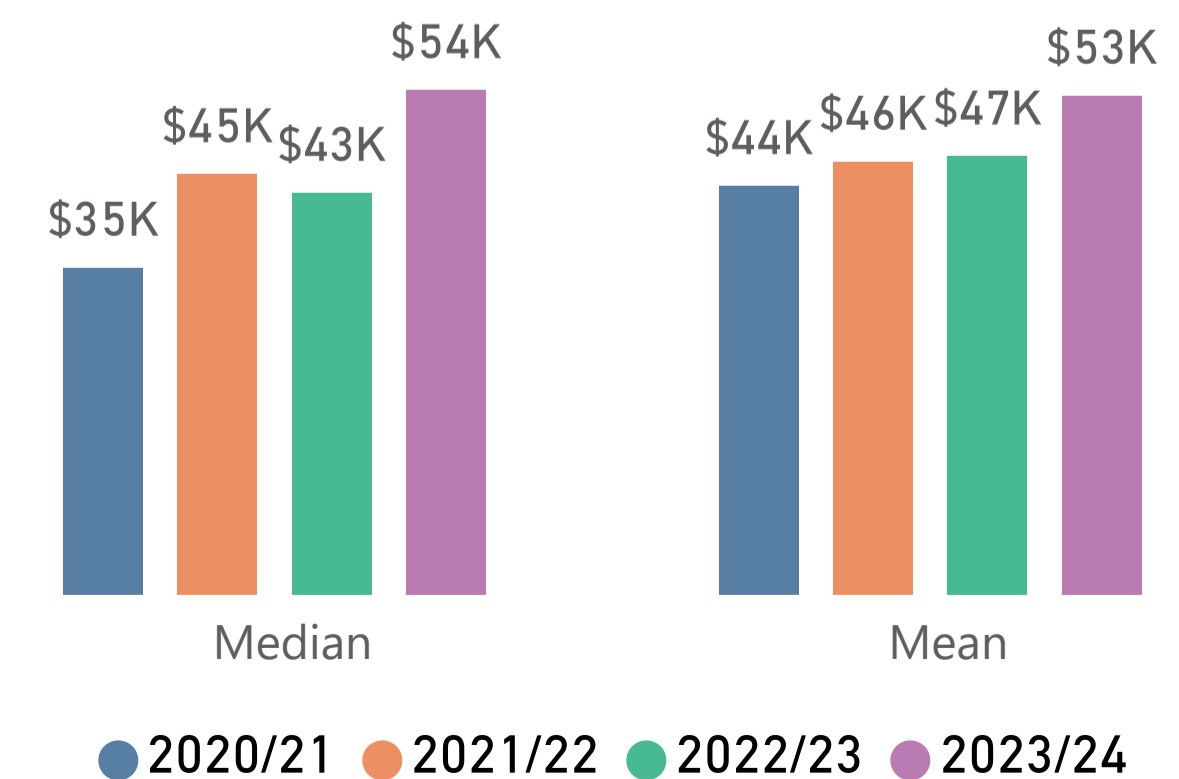
	2020/21	2021/22	2022/23	2023/24
Number of Graduates *	74	96	119	100
Respondent Count	29	31	46	27
Labour Force Employment Rate **	93%	97%	91%	100%
Training Related Employment Rate	67%	57%	68%	73%

* Number of Graduates is the count of graduates invited to participate in the survey.

** Labour force includes those who are employed and those who are looking for employment.

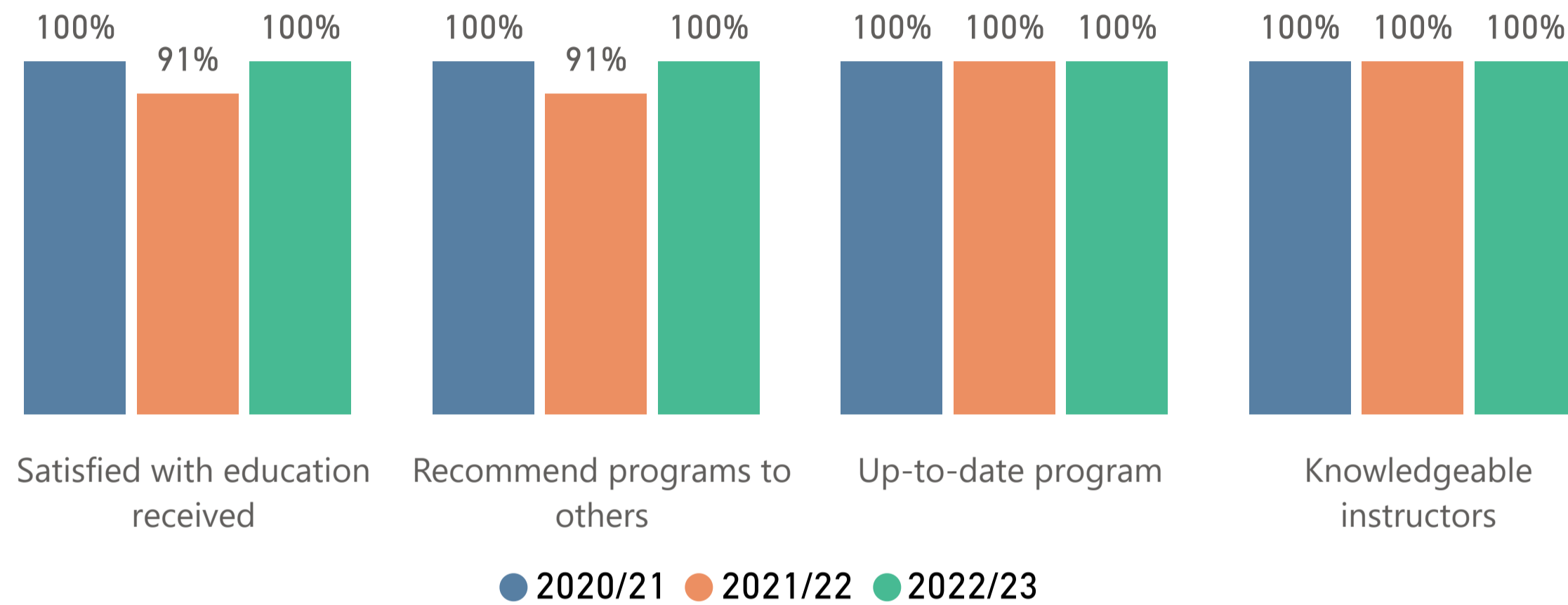
Note: Results with n<5 responses are too small of sample and are not displayed.

Salary Summary



This program develops skills in core areas of business and provides training in computers, accounting, business writing and human resource. Students spend nine months in class and complete a three-week work placement. On completion, graduates will be ready for employment in a business/accounting environment.

Top-Box Score Overview



Graduate Activity Summary

	2020/21	2021/22	2022/23	2023/24
Graduate employed in Manitoba	100%	89%	100%	
Self-Employed	-	-	-	
Looking for work	-	17%	17%	
Student	-	-	-	

Employment Outcome Comparison

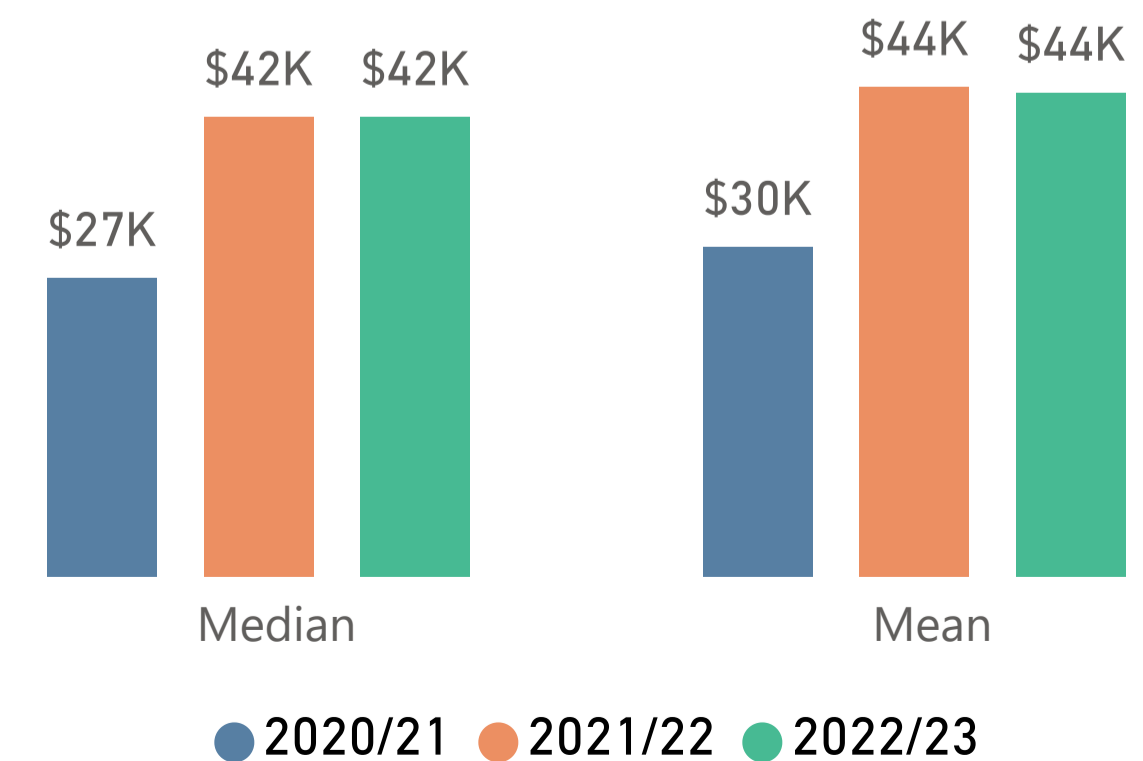
	2020/21	2021/22	2022/23	2023/24
Number of Graduates *	23	37	13	4
Respondent Count	11	12	6	
Labour Force Employment Rate **	100%	83%	83%	
Training Related Employment Rate	80%	100%	80%	

* Number of Graduates is the count of graduates invited to participate in the survey.

** Labour force includes those who are employed and those who are looking for employment.

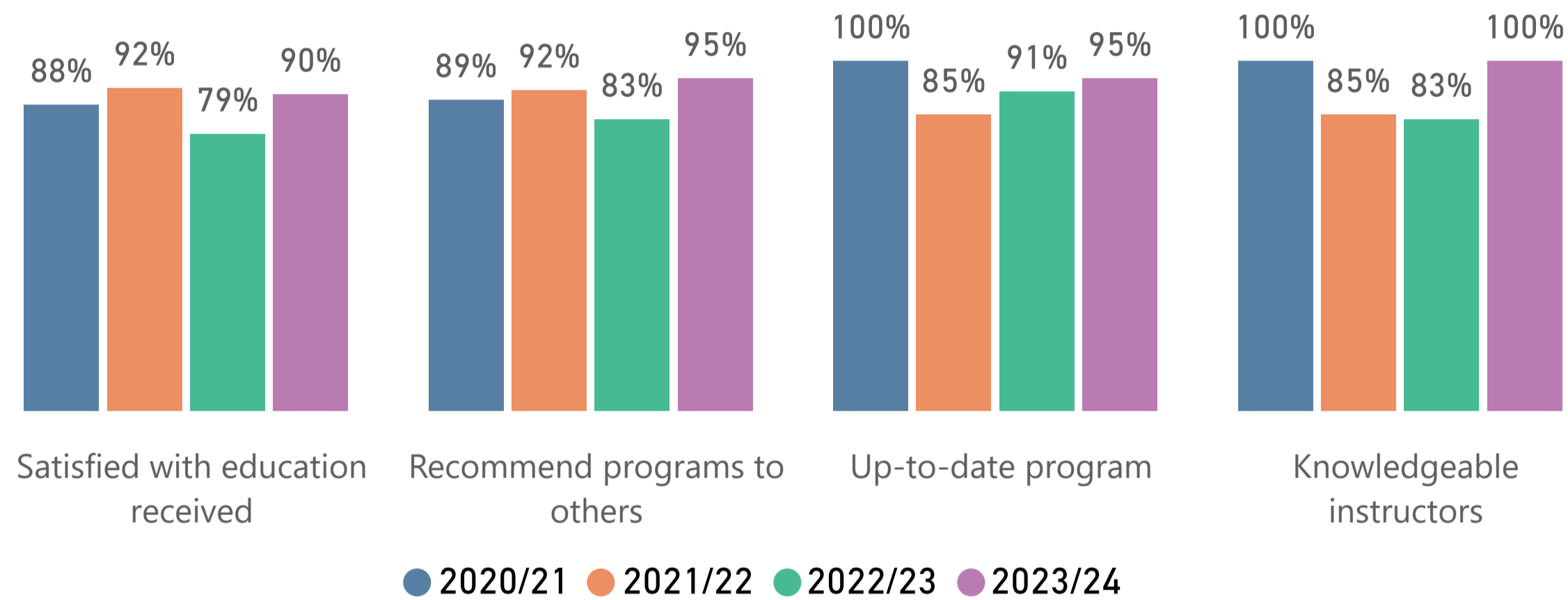
Note: Results with n<5 responses are too small of sample and are not displayed.

Salary Summary



This program helps you develop skills in the core areas of business. It also provides you with up-to-date training in computers, accounting, business writing and human resource management. Upon completion of the program, you will be ready for employment in a business or accounting environment.

Top-Box Score Overview



Graduate Activity Summary

	2020/21	2021/22	2022/23	2023/24
Graduate employed in Manitoba	100%	100%	89%	100%
Self-Employed	-	15%	8%	15%
Looking for work	-	-	-	5%
Student	-	-	-	-

Employment Outcome Comparison

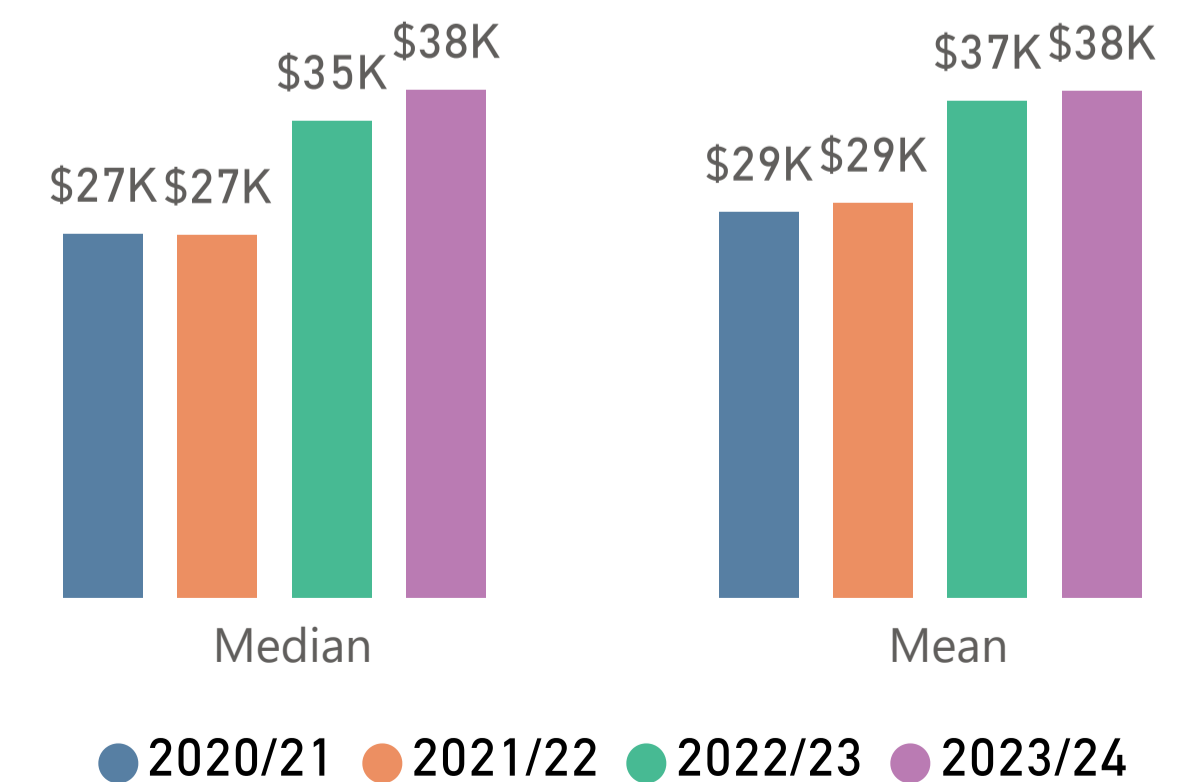
	2020/21	2021/22	2022/23	2023/24
Number of Graduates *	25	23	66	49
Respondent Count	11	13	28	21
Labour Force Employment Rate **	100%	100%	100%	95%
Training Related Employment Rate	40%	62%	68%	90%

* Number of Graduates is the count of graduates invited to participate in the survey.

** Labour force includes those who are employed and those who are looking for employment.

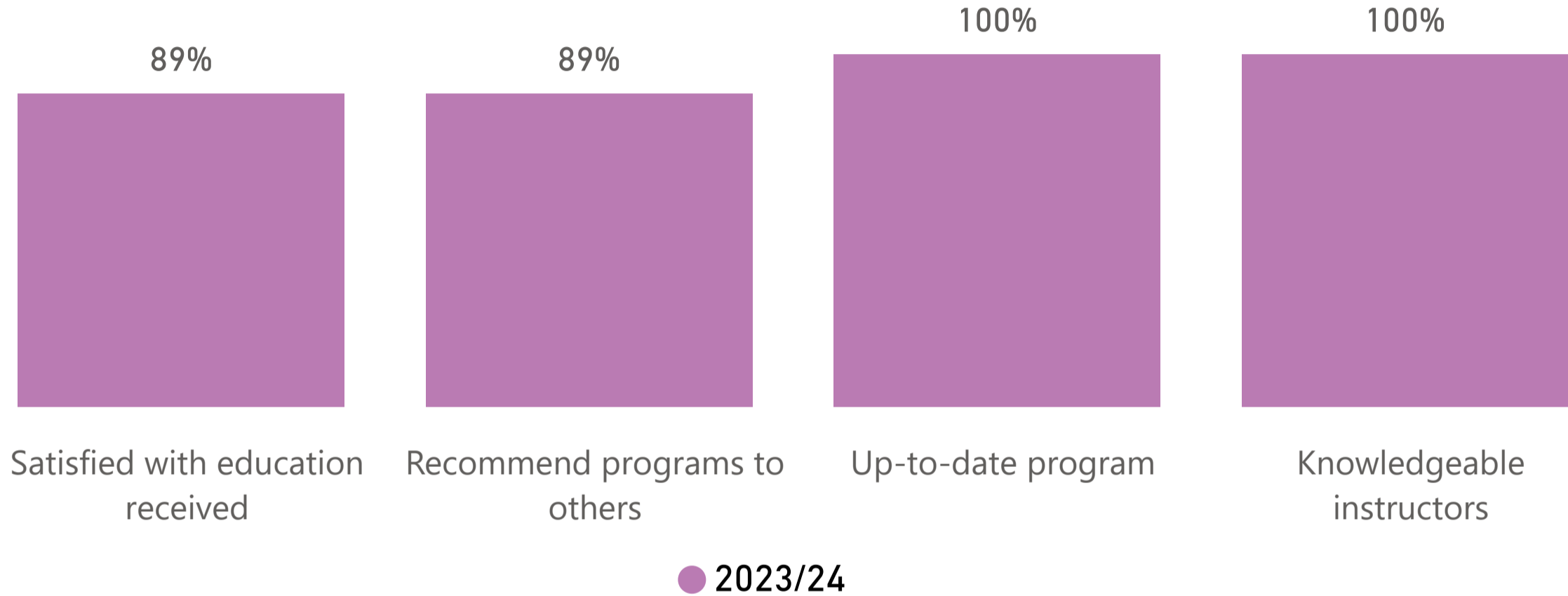
Note: Results with n<5 responses are too small of sample and are not displayed.

Salary Summary



This hands-on program provides knowledge and skills for entry-level cabinet making. You learn by doing and build competence in tasks required by employers. The program focuses on shop safety, reading blueprints, creating shop drawings, trade calculations, estimating, materials, fabrication, and operating woodworking tools.

Top-Box Score Overview



Graduate Activity Summary

	2020/21	2021/22	2022/23	2023/24
Graduate employed in Manitoba				100%
Self-Employed				22%
Looking for work				-
Student				-

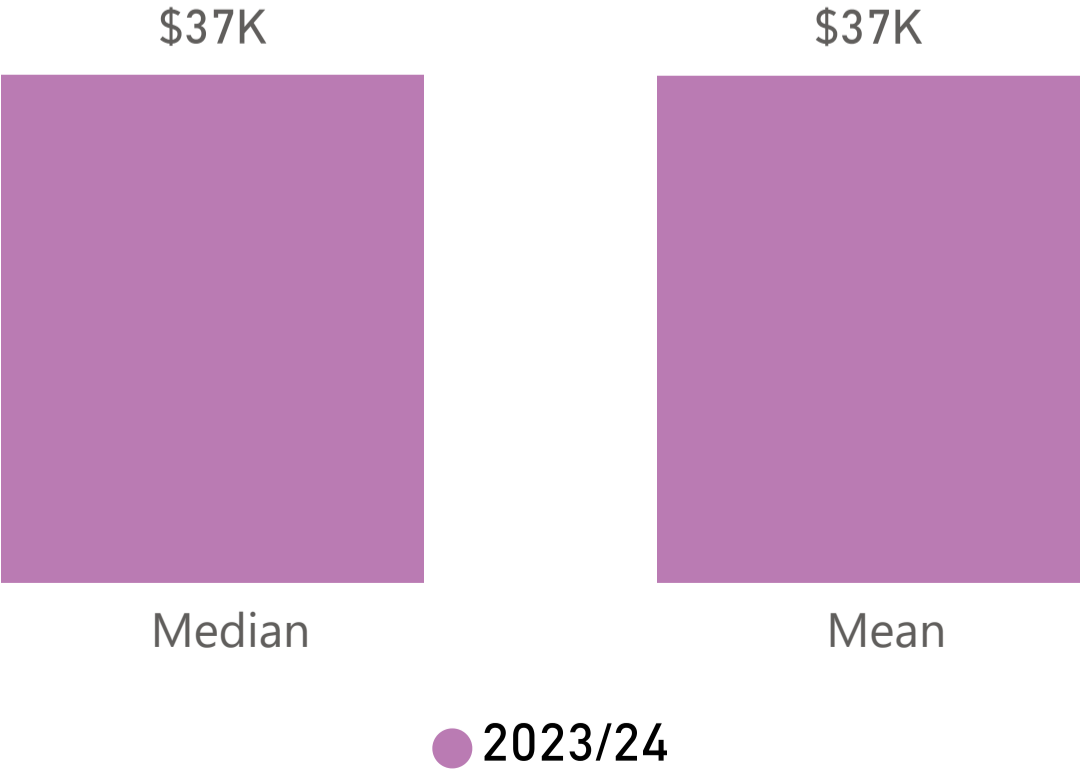
Employment Outcome Comparison

	2020/21	2021/22	2022/23	2023/24
Number of Graduates *				14
Respondent Count				9
Labour Force Employment Rate **				100%
Training Related Employment Rate				100%

* Number of Graduates is the count of graduates invited to participate in the survey.
 ** Labour force includes those who are employed and those who are looking for employment.

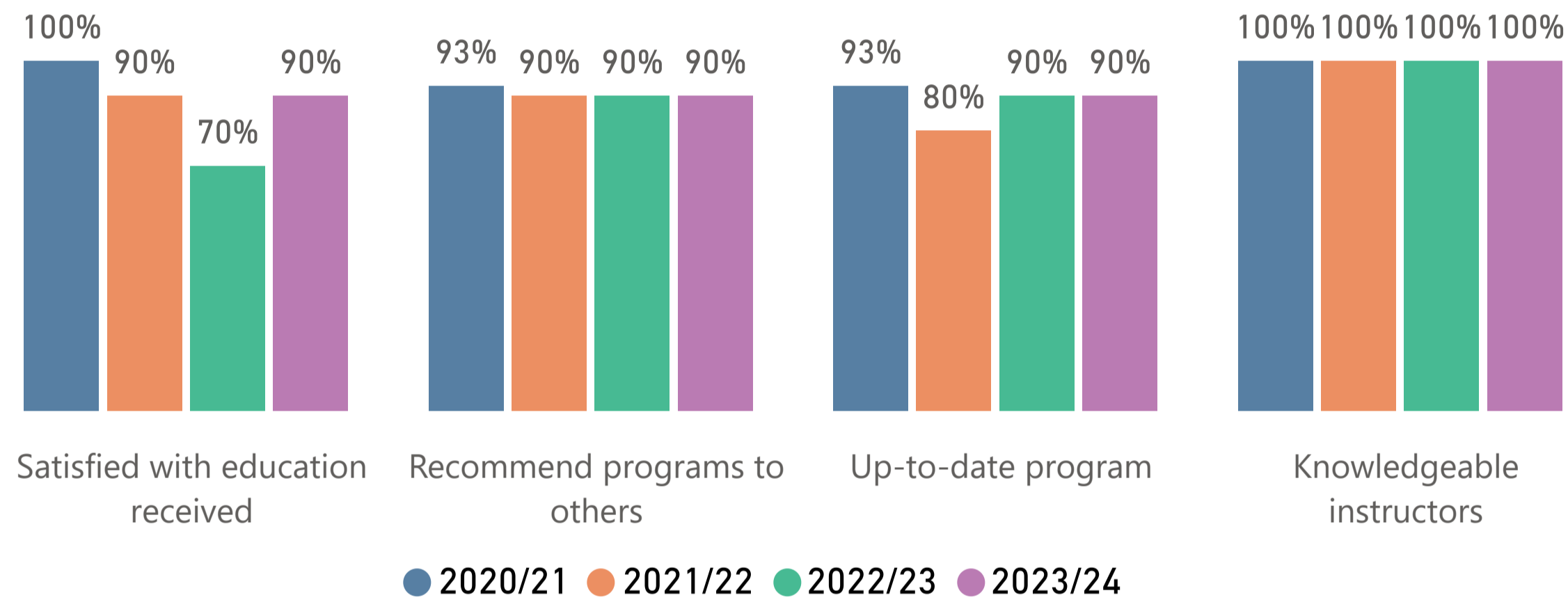
Note: Results with n<5 responses are too small of sample and are not displayed.

Salary Summary



Students develop knowledge of woodworking machines, blueprint reading, sketching, safe practices, and materials. Graduates may work in commercial construction, house building, or factories across Canada. This is not an apprenticeship program but may offer credit transfer opportunities.

Top-Box Score Overview



Graduate Activity Summary

	2020/21	2021/22	2022/23	2023/24
Graduate employed in Manitoba	100%	100%	100%	100%
Self-Employed	14%	9%	-	-
Looking for work	-	8%	9%	10%
Student	-	-	-	-

Employment Outcome Comparison

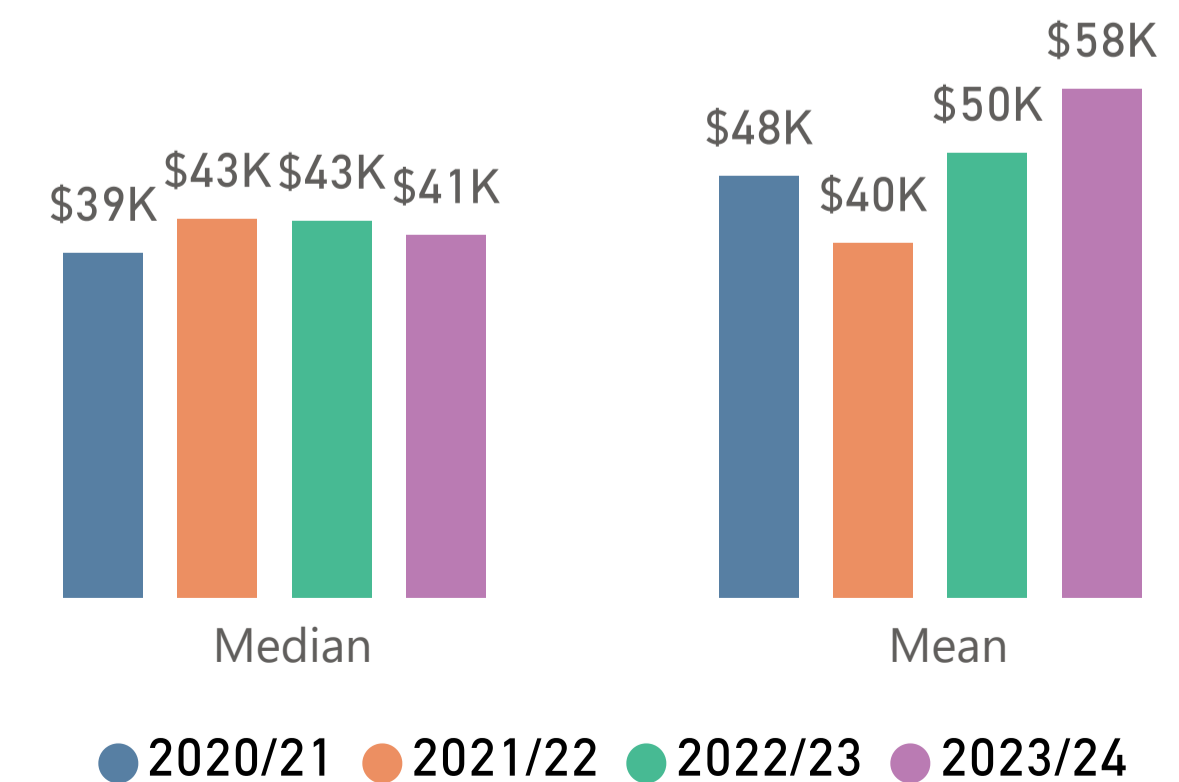
	2020/21	2021/22	2022/23	2023/24
Number of Graduates *	34	23	26	27
Respondent Count	14	12	11	10
Labour Force Employment Rate **	100%	92%	91%	90%
Training Related Employment Rate	92%	73%	89%	89%

* Number of Graduates is the count of graduates invited to participate in the survey.

** Labour force includes those who are employed and those who are looking for employment.

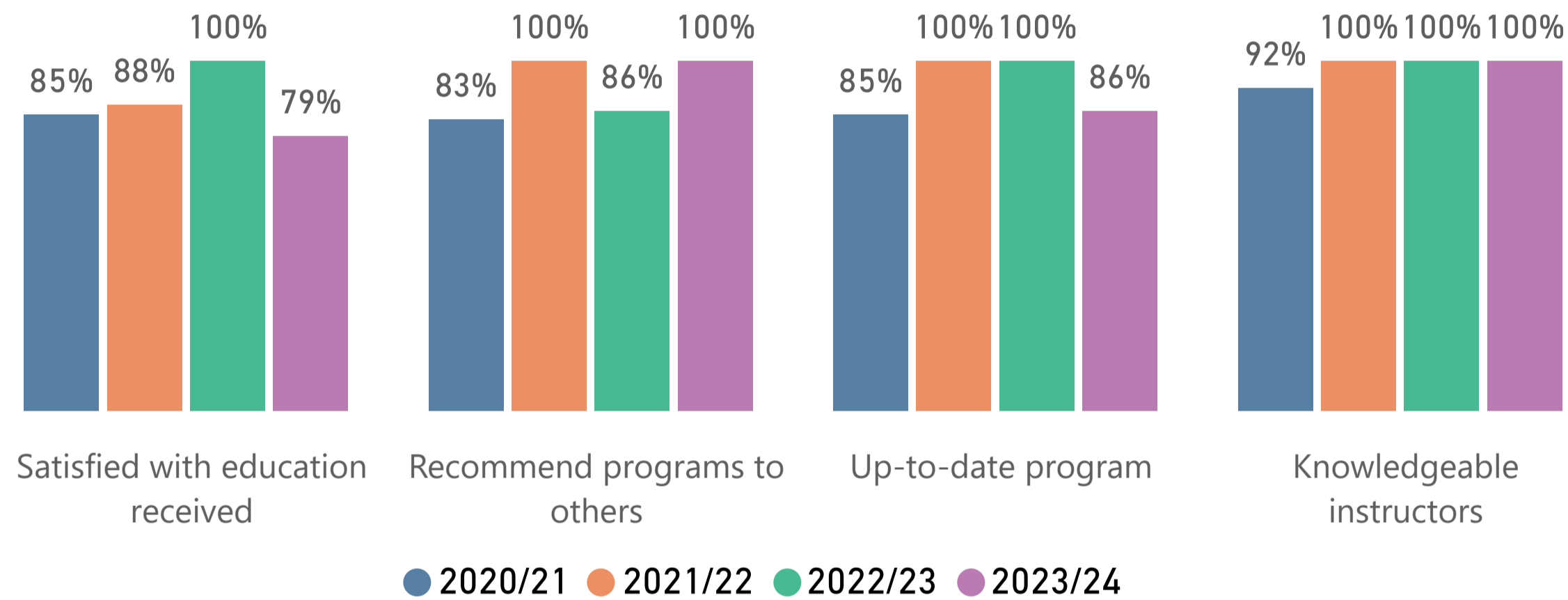
Note: Results with n<5 responses are too small of sample and are not displayed.

Salary Summary



This program provides the skills and knowledge to work with children and youth experiencing behavioural and emotional difficulties. Students learn to build relationships to be able to support young people. Employment potential includes managed care and treatment facilities, schools, community, family support, mental health, justice and addictions.

Top-Box Score Overview



Graduate Activity Summary

	2020/21	2021/22	2022/23	2023/24
Graduate employed in Manitoba	100%	89%	100%	93%
Self-Employed	-	-	-	-
Looking for work	-	-	-	-
Student	-	-	-	-

Employment Outcome Comparison

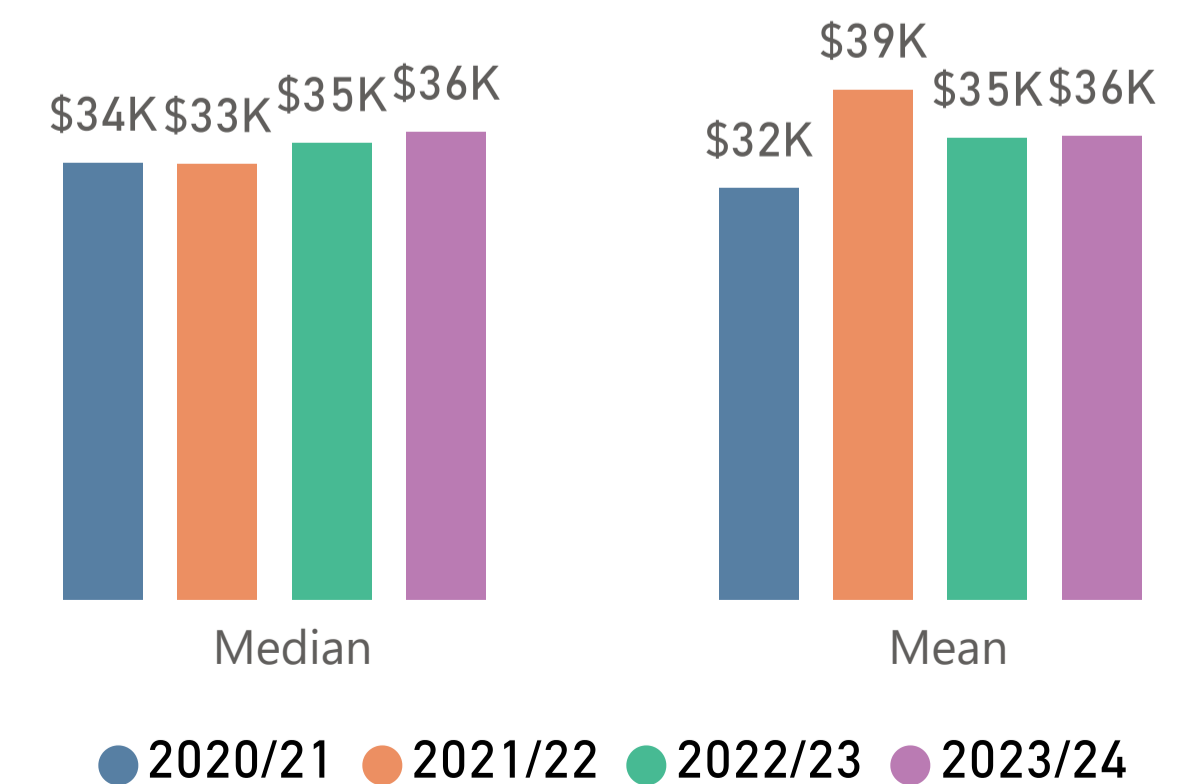
	2020/21	2021/22	2022/23	2023/24
Number of Graduates *	28	20	15	29
Respondent Count	14	9	7	14
Labour Force Employment Rate **	100%	100%	100%	100%
Training Related Employment Rate	93%	100%	100%	86%

* Number of Graduates is the count of graduates invited to participate in the survey.

** Labour force includes those who are employed and those who are looking for employment.

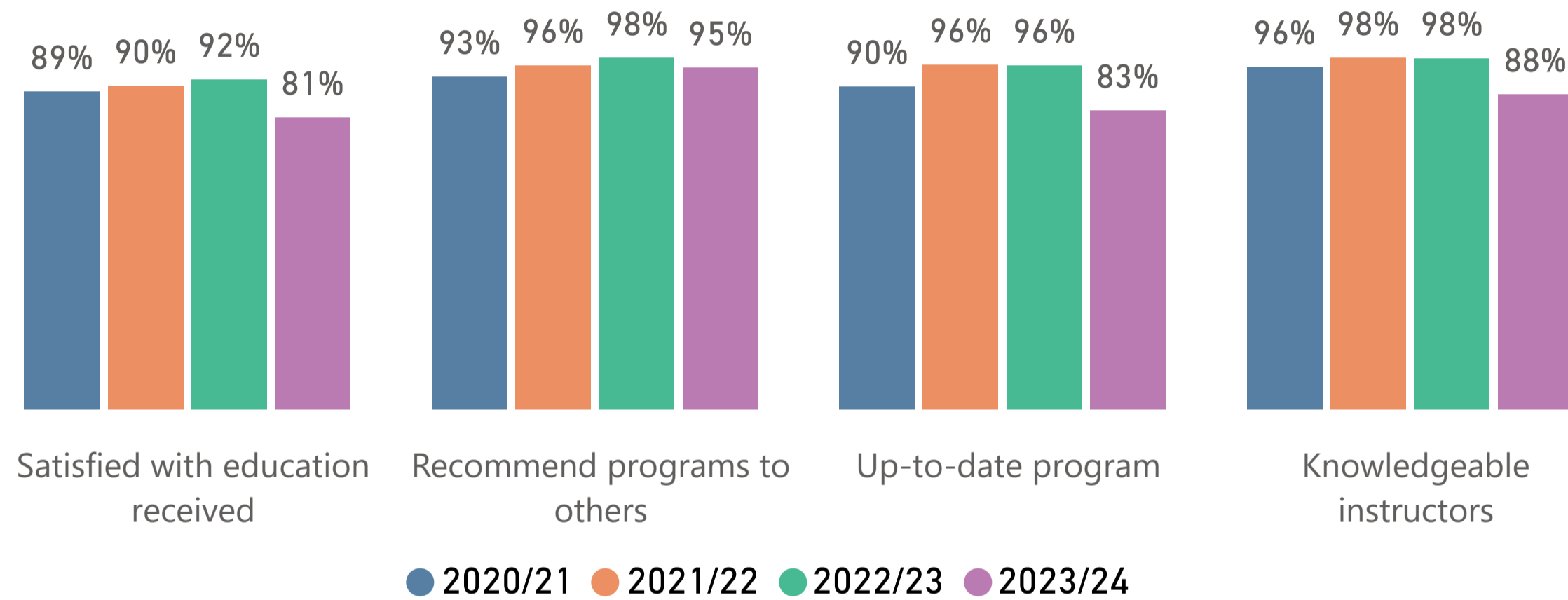
Note: Results with n<5 responses are too small of sample and are not displayed.

Salary Summary



This program trains students in the principles and applications of engineering and architectural construction systems. Graduates can find careers in architectural systems & design, building systems engineering & design, site inspection and supervision, construction administration and project management, technical sales and support, and building sciences and environmental systems.

Top-Box Score Overview



Graduate Activity Summary

	2020/21	2021/22	2022/23	2023/24
Graduate employed in Manitoba	88%	92%	94%	97%
Self-Employed	-	-	2%	-
Looking for work	4%	2%	4%	9%
Student	-	4%	-	8%

Employment Outcome Comparison

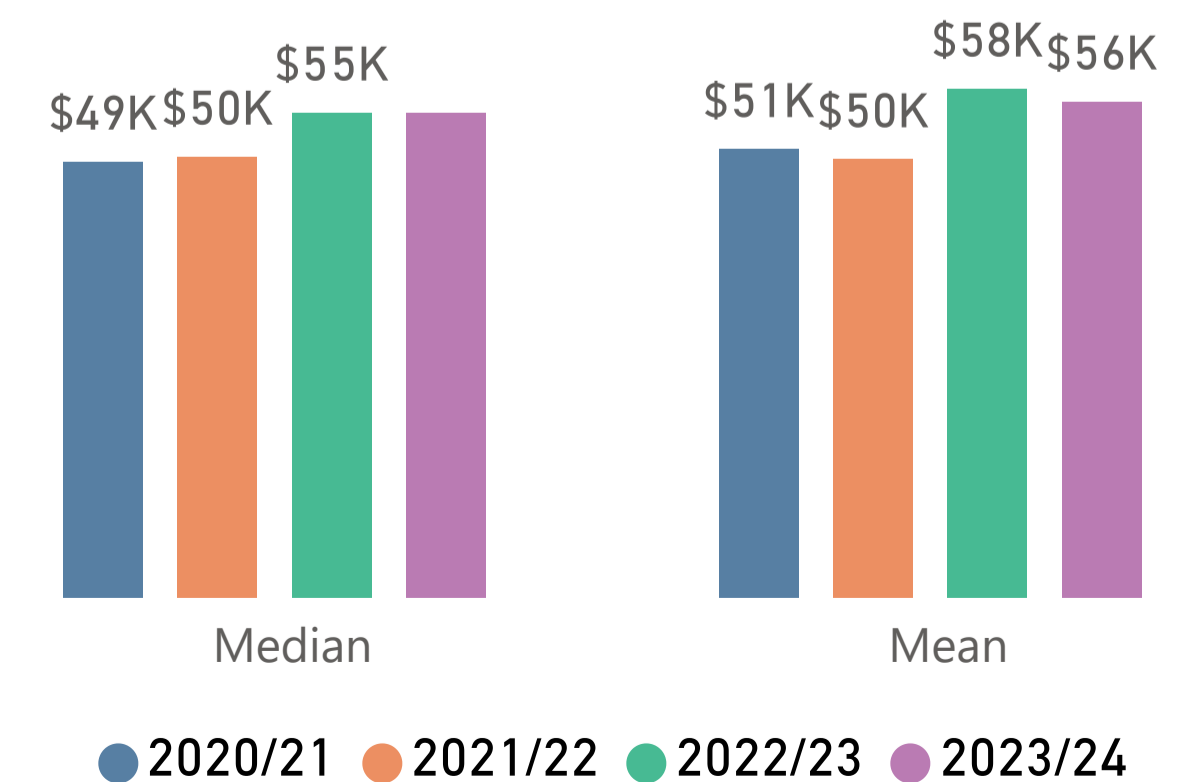
	2020/21	2021/22	2022/23	2023/24
Number of Graduates *	132	97	99	75
Respondent Count	74	52	52	43
Labour Force Employment Rate **	96%	98%	96%	90%
Training Related Employment Rate	97%	98%	94%	94%

* Number of Graduates is the count of graduates invited to participate in the survey.

** Labour force includes those who are employed and those who are looking for employment.

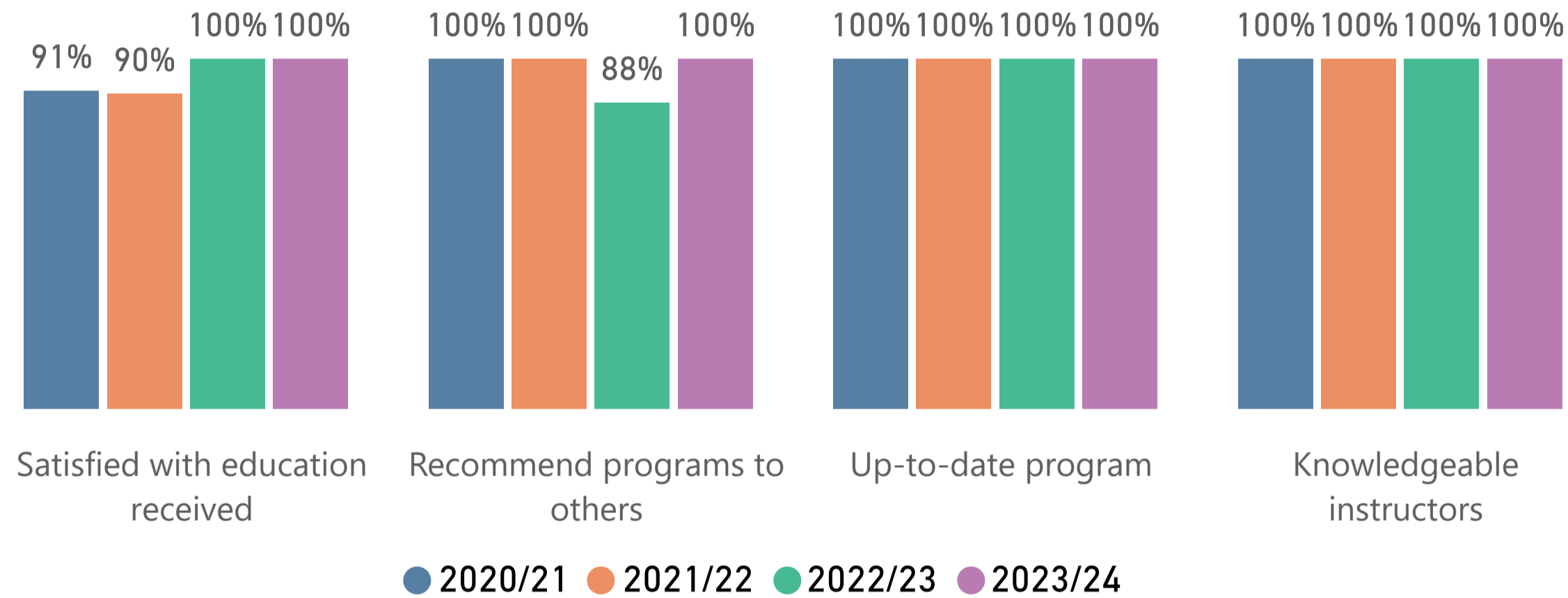
Note: Results with n<5 responses are too small of sample and are not displayed.

Salary Summary



Prepare for a career as a Computer Numerically Controlled (CNC) machinist or general machinist. Learn to set up and operate CNC and manual metal cutting machines, interpret engineering drawings, apply geometric dimensioning and use Computer-Aided Drafting (CAD) software. Career opportunities may include aerospace, manufacturing, mining and research and development.

Top-Box Score Overview



Graduate Activity Summary

	2020/21	2021/22	2022/23	2023/24
Graduate employed in Manitoba	100%	100%	100%	100%
Self-Employed	-	-	-	-
Looking for work	9%	8%	33%	20%
Student	10%	-	-	13%

Employment Outcome Comparison

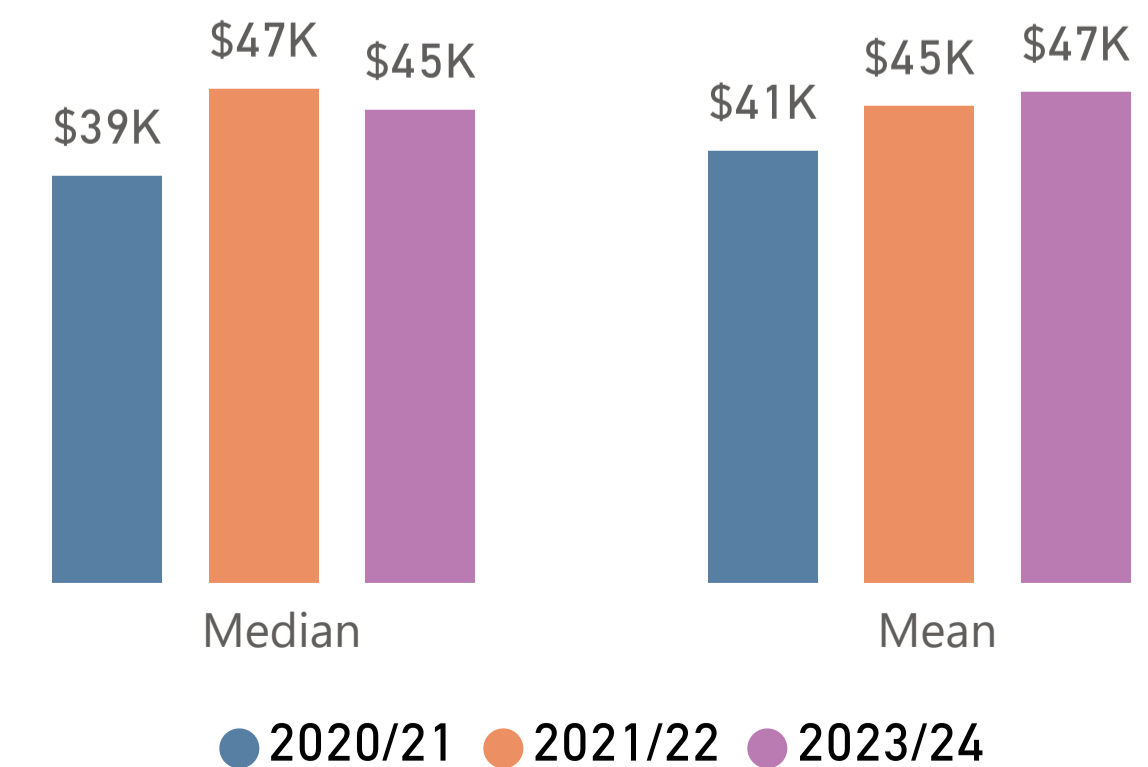
	2020/21	2021/22	2022/23	2023/24
Number of Graduates *	22	18	25	24
Respondent Count	11	12	9	10
Labour Force Employment Rate **	89%	91%	67%	78%
Training Related Employment Rate	100%	80%	83%	86%

* Number of Graduates is the count of graduates invited to participate in the survey.

** Labour force includes those who are employed and those who are looking for employment.

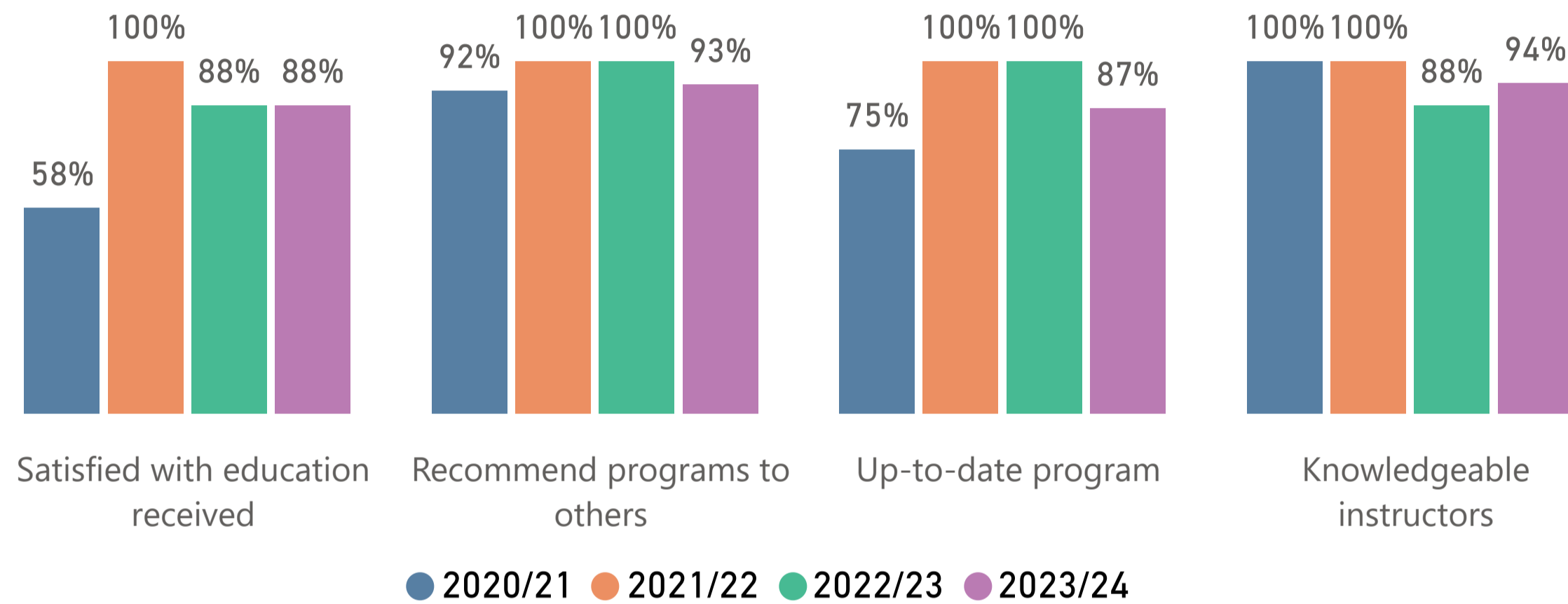
Note: Results with n<5 responses are too small of sample and are not displayed.

Salary Summary



Collision Repair and Refinishing provides basic knowledge of metal working and spray painting. Students learn to repair damaged vehicles, including autobody repair and painting. Graduates find employment as mechanics, finishers, painters' preppers, bodyframe specialists, adjusters, estimators, or supervisors.

Top-Box Score Overview



Graduate Activity Summary

	2020/21	2021/22	2022/23	2023/24
Graduate employed in Manitoba	100%	100%	100%	100%
Self-Employed	-	-	20%	-
Looking for work	21%	-	9%	6%
Student	-	-	-	-

Employment Outcome Comparison

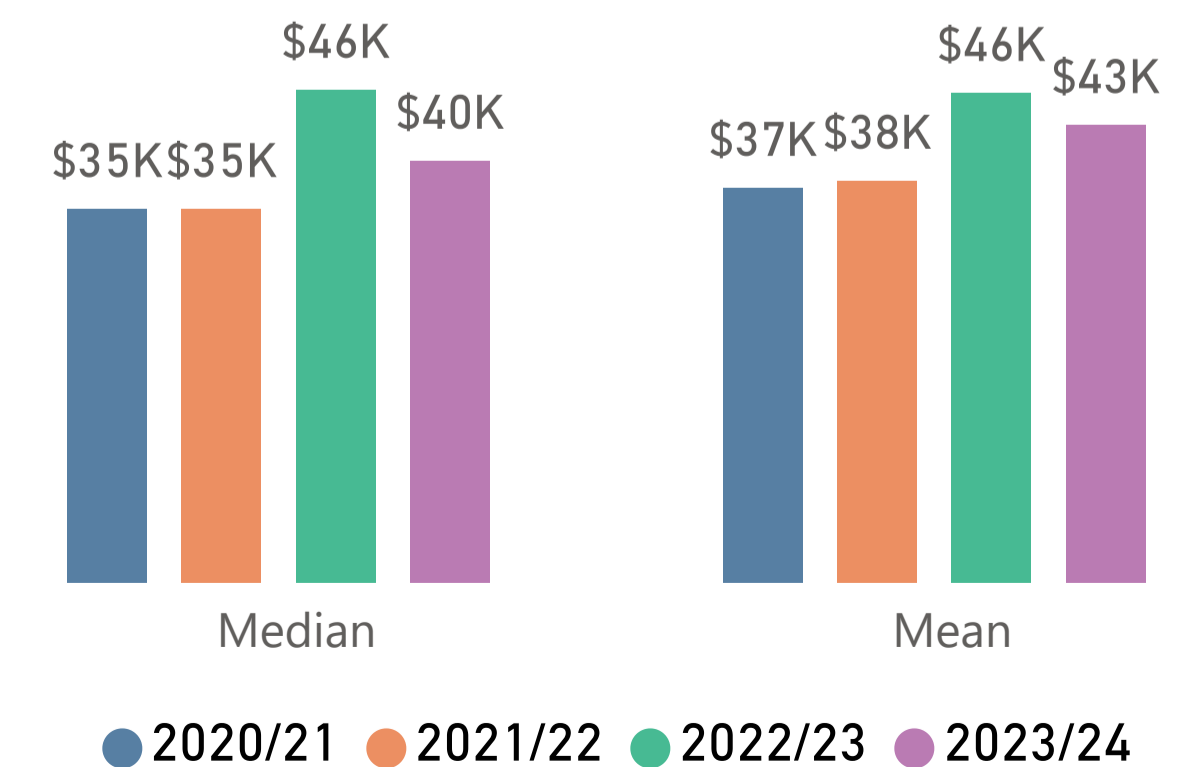
	2020/21	2021/22	2022/23	2023/24
Number of Graduates *	29	27	31	33
Respondent Count	14	13	11	16
Labour Force Employment Rate **	79%	100%	91%	94%
Training Related Employment Rate	50%	100%	90%	93%

* Number of Graduates is the count of graduates invited to participate in the survey.

** Labour force includes those who are employed and those who are looking for employment.

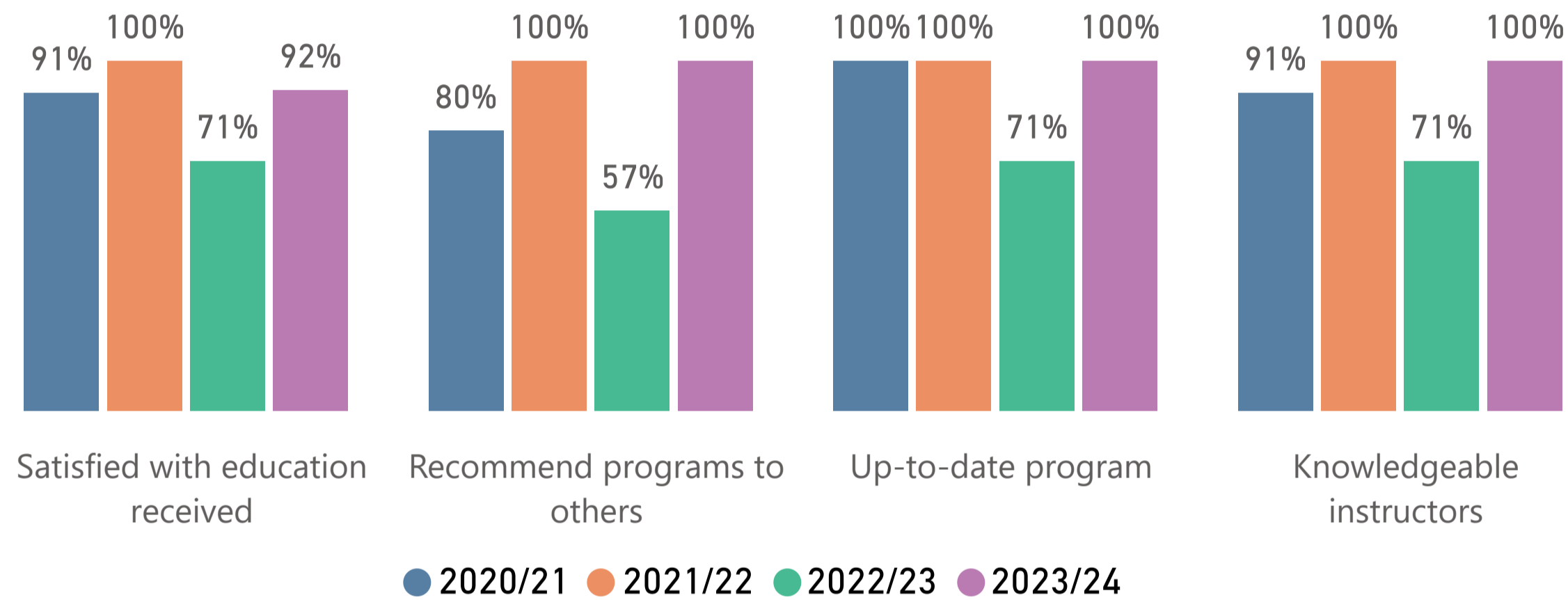
Note: Results with n<5 responses are too small of sample and are not displayed.

Salary Summary



This program develops the knowledge and personal selling skills required for long-term partnerships and sales success. Graduates have found employment as sales and marketing representatives in industries including office supplies, food products, industrial goods, transportation, and consumer services.

Top-Box Score Overview



Graduate Activity Summary

	2020/21	2021/22	2022/23	2023/24
Graduate employed in Manitoba	100%	100%	100%	100%
Self-Employed	11%	14%	-	-
Looking for work	9%	13%	14%	-
Student	-	-	-	-

Employment Outcome Comparison

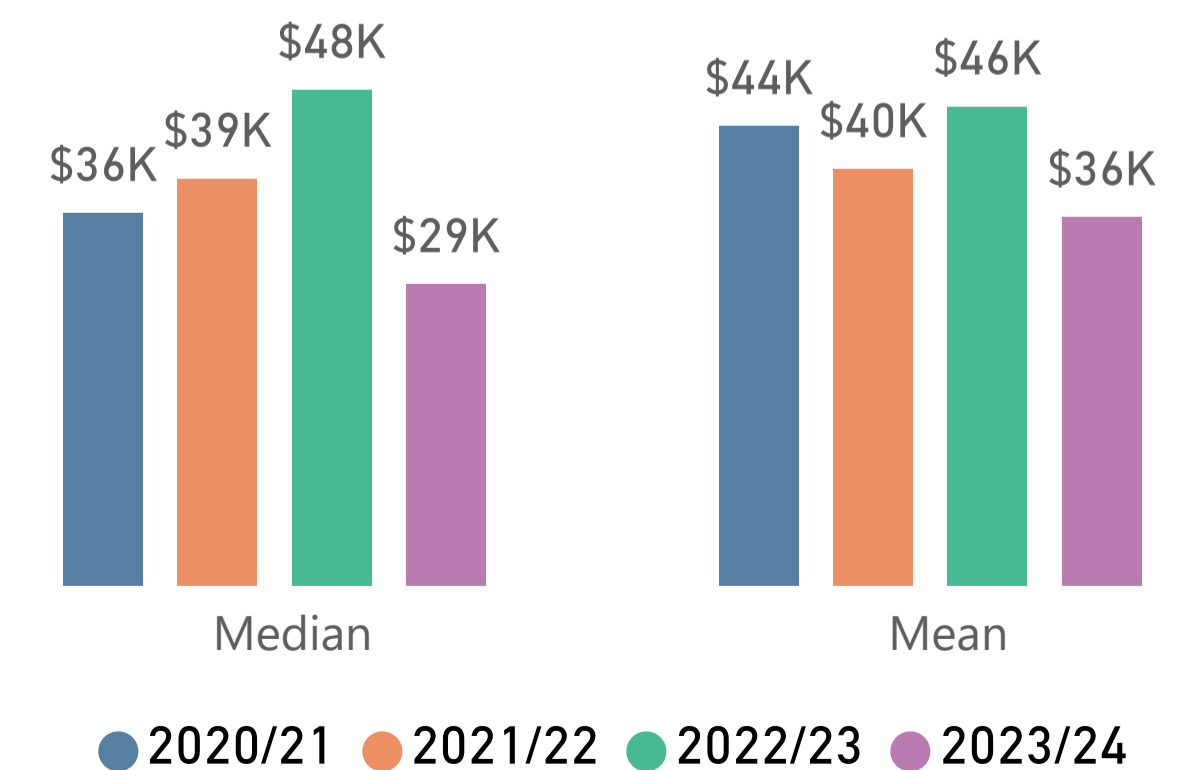
	2020/21	2021/22	2022/23	2023/24
Number of Graduates *	22	16	17	26
Respondent Count	11	8	7	12
Labour Force Employment Rate **	90%	88%	86%	100%
Training Related Employment Rate	89%	57%	67%	67%

* Number of Graduates is the count of graduates invited to participate in the survey.

** Labour force includes those who are employed and those who are looking for employment.

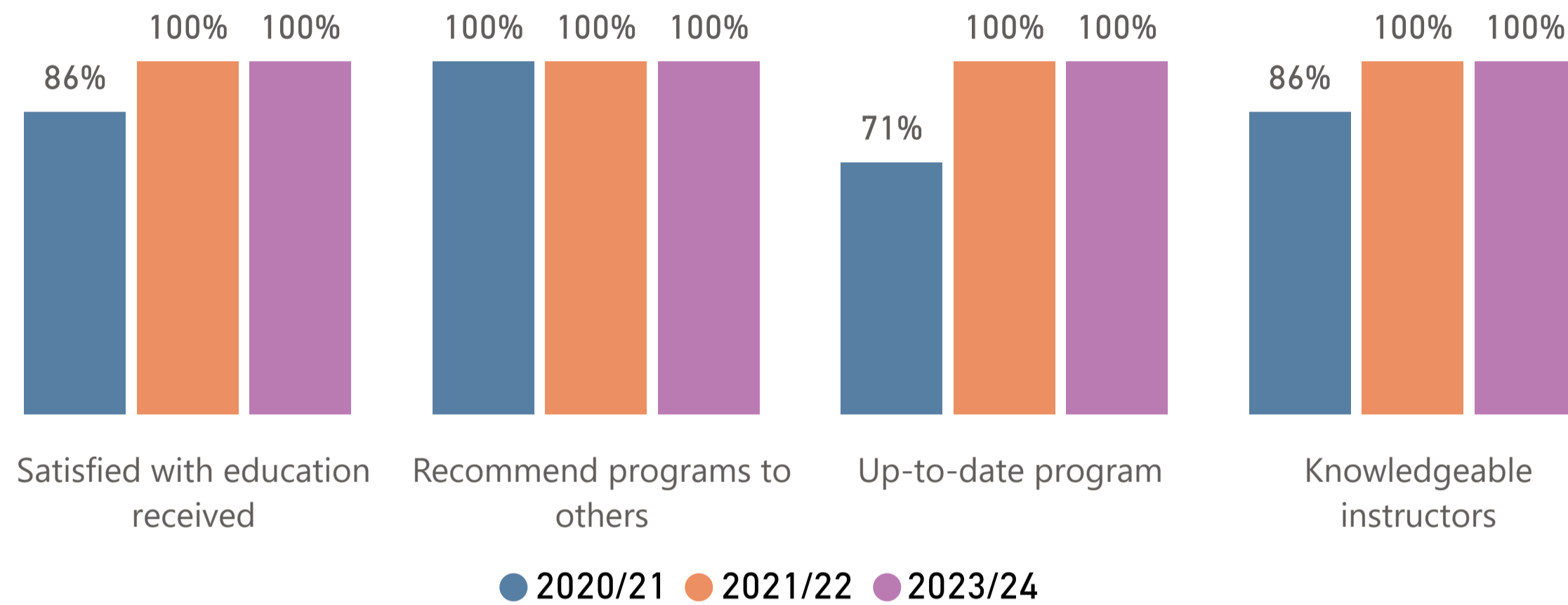
Note: Results with n<5 responses are too small of sample and are not displayed.

Salary Summary



Students in the Communication Design program will develop investigative and exploratory work that challenges ideas about what is traditionally accepted as output from a graphic design school. Through thoughtful projects that blur disciplinary boundaries, the program breaks new ground in building design thinkers to design products and communications. Potential employment opportunities include advertising agencies, design studios and publishing houses.

Top-Box Score Overview



Graduate Activity Summary

	2020/21	2021/22	2022/23	2023/24
Graduate employed in Manitoba	67%	100%		100%
Self-Employed	-	25%		-
Looking for work	-	-		20%
Student	-	-		-

Employment Outcome Comparison

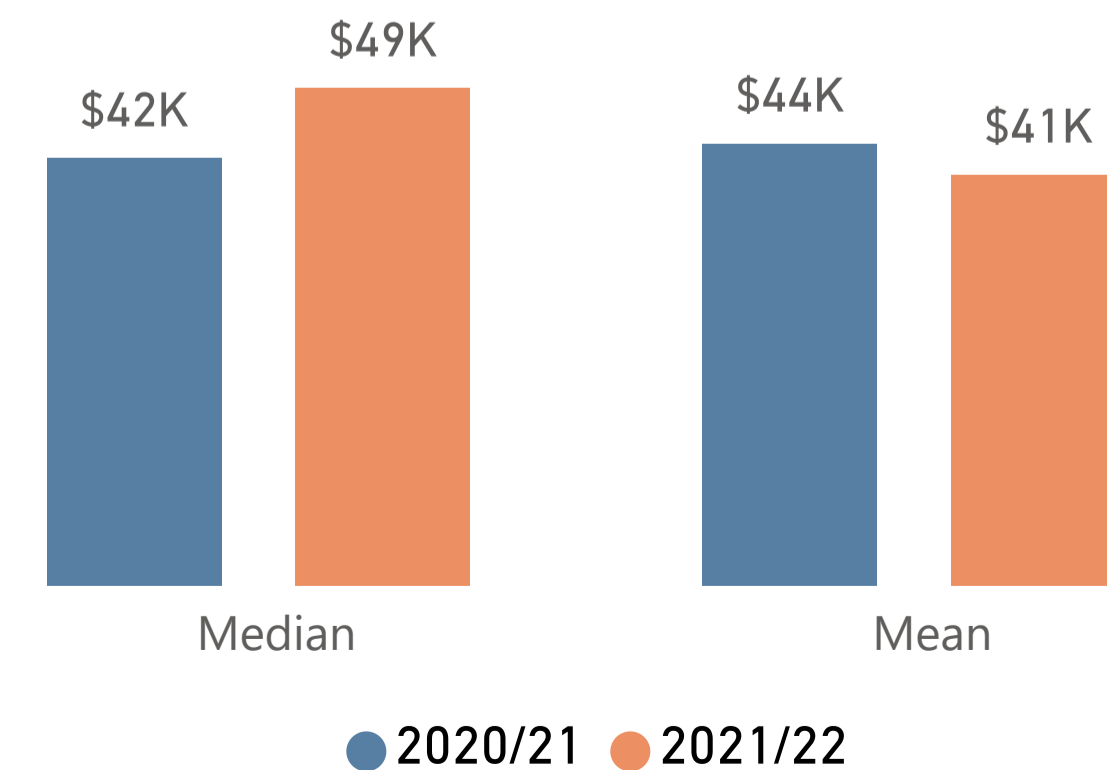
	2020/21	2021/22	2022/23	2023/24
Number of Graduates *	11	13	8	13
Respondent Count	8	8		5
Labour Force Employment Rate **	100%	100%		80%
Training Related Employment Rate	100%	88%		100%

* Number of Graduates is the count of graduates invited to participate in the survey.

** Labour force includes those who are employed and those who are looking for employment.

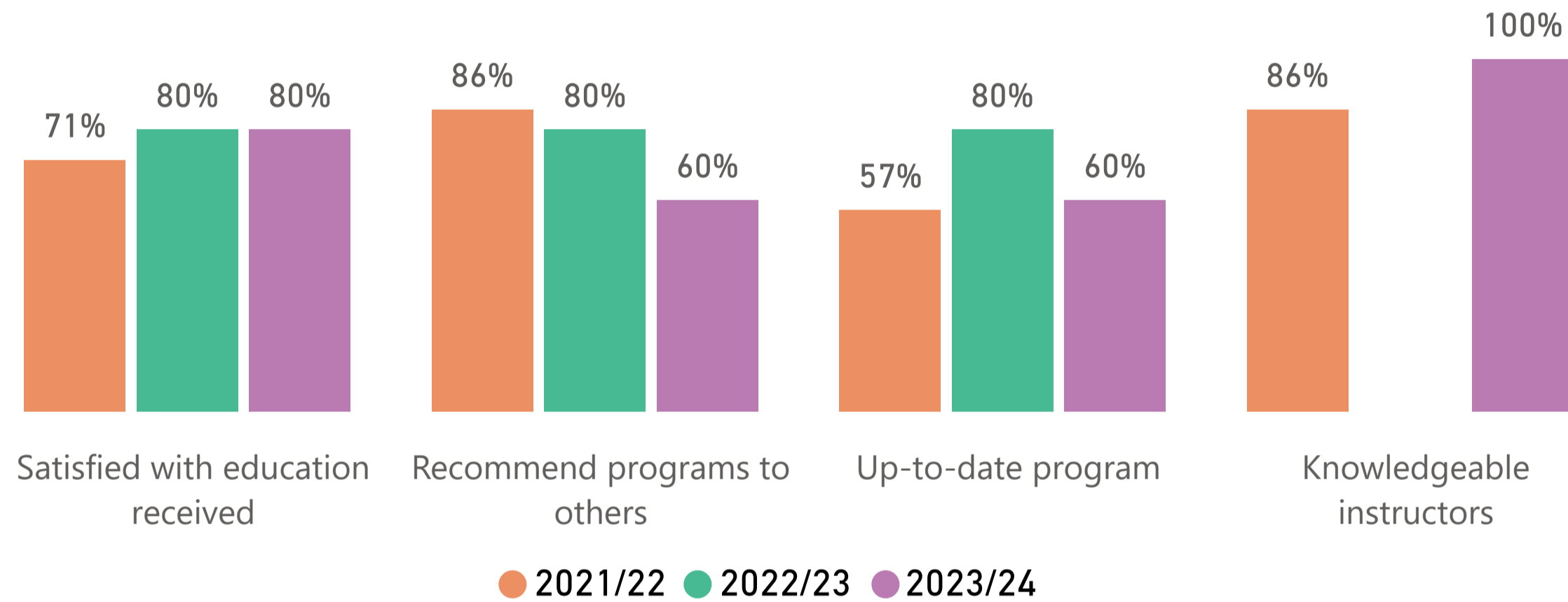
Note: Results with n<5 responses are too small of sample and are not displayed.

Salary Summary



This program provides the skills needed to succeed as a computer and network support specialist by enhancing students' knowledge of computer hardware, networks, servers, and operating systems. Students learn how to set up, maintain, manage and troubleshoot computer systems using industry standards. Graduates find employment in Information Technology positions in public and private industry.

Top-Box Score Overview



Graduate Activity Summary

	2020/21	2021/22	2022/23	2023/24
Graduate employed in Manitoba	-	100%	100%	100%
Self-Employed	-	14%	-	-
Looking for work	-	-	20%	-
Student	-	-	-	-

Employment Outcome Comparison

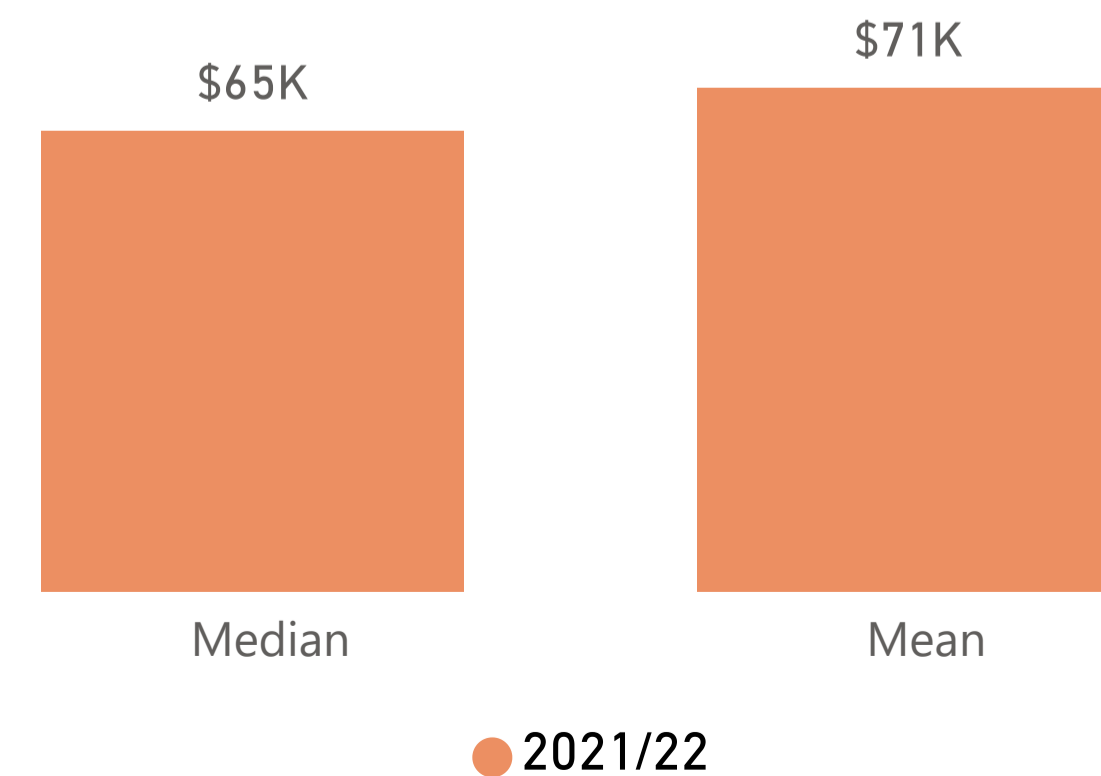
	2020/21	2021/22	2022/23	2023/24
Number of Graduates *	4	13	10	9
Respondent Count	-	7	5	5
Labour Force Employment Rate **	-	100%	80%	100%
Training Related Employment Rate	-	71%	50%	60%

* Number of Graduates is the count of graduates invited to participate in the survey.

** Labour force includes those who are employed and those who are looking for employment.

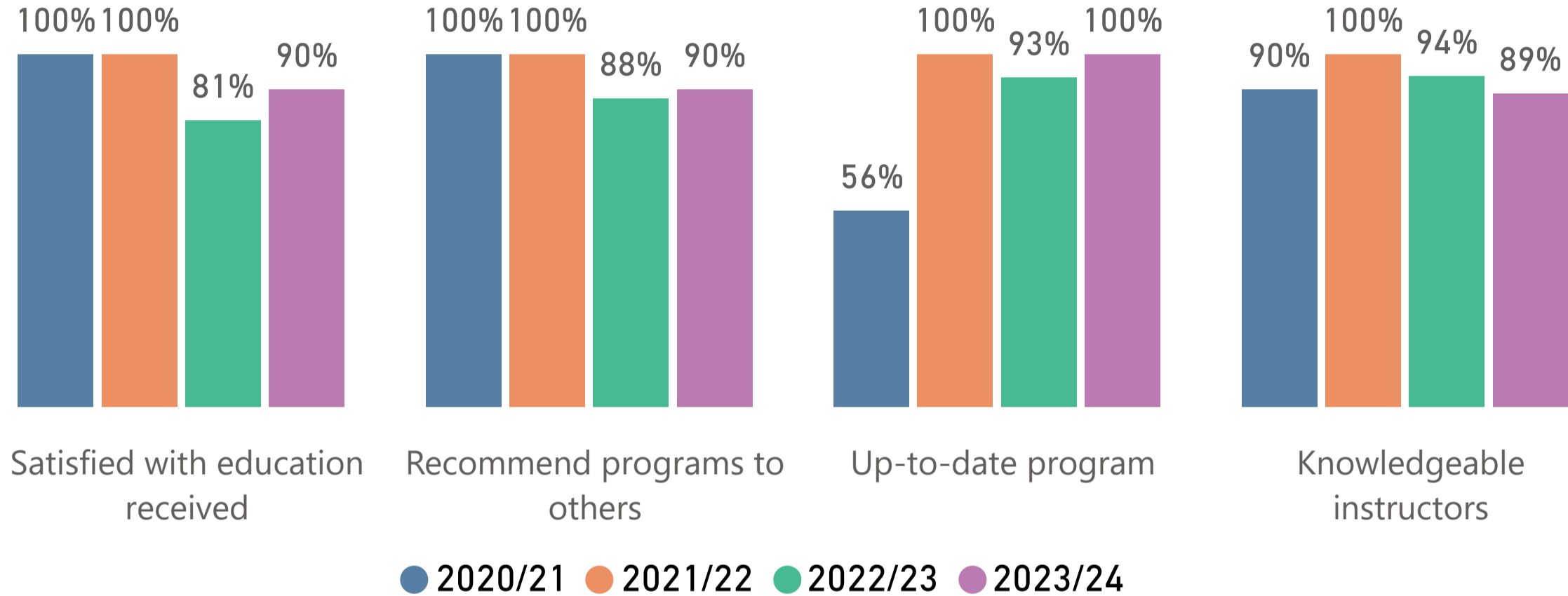
Note: Results with n<5 responses are too small of sample and are not displayed.

Salary Summary



This program focuses on the management skills needed in heavy, industrial and commercial, and residential construction. Students learn how to work effectively in all construction management settings. Program learning outcomes comply with codes, laws, and regulations. Career opportunities may include site inspector, contractor, project manager, and administrator.

Top-Box Score Overview



Graduate Activity Summary

	2020/21	2021/22	2022/23	2023/24
Graduate employed in Manitoba	100%	91%	100%	100%
Self-Employed	-	9%	6%	-
Looking for work	-	-	6%	10%
Student	-	-	-	-

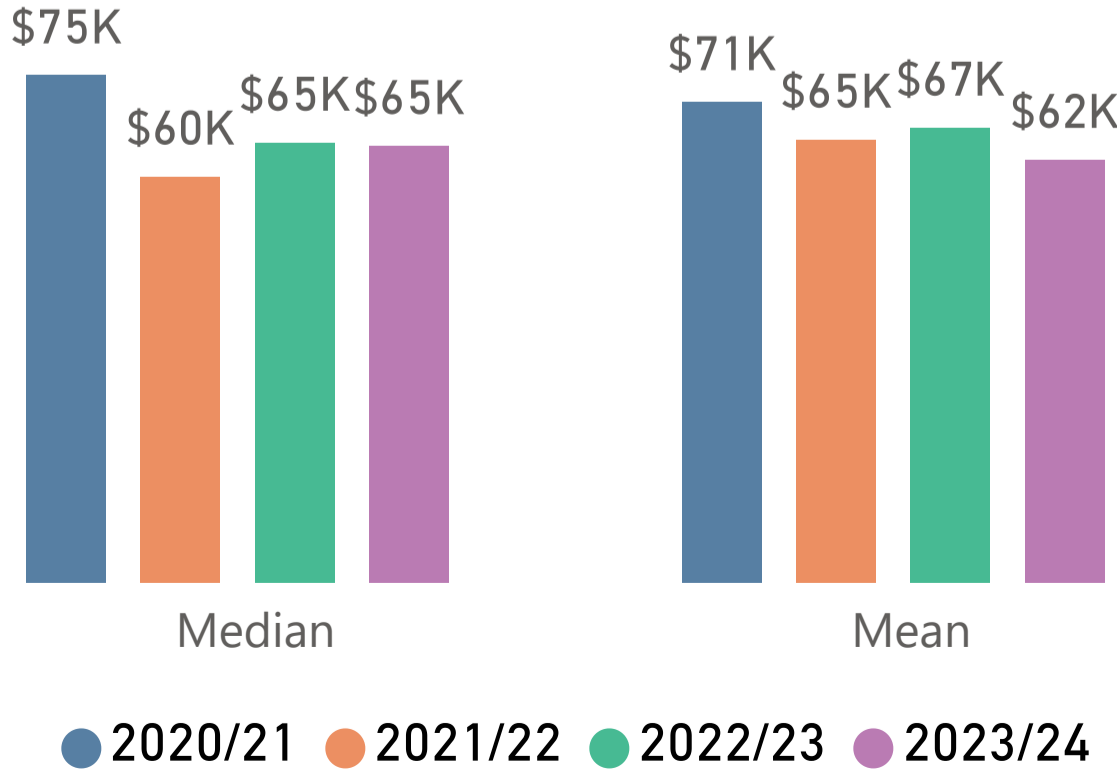
Employment Outcome Comparison

	2020/21	2021/22	2022/23	2023/24
Number of Graduates *	23	21	28	16
Respondent Count	10	11	17	10
Labour Force Employment Rate **	100%	100%	94%	90%
Training Related Employment Rate	100%	100%	94%	100%

* Number of Graduates is the count of graduates invited to participate in the survey.
 ** Labour force includes those who are employed and those who are looking for employment.

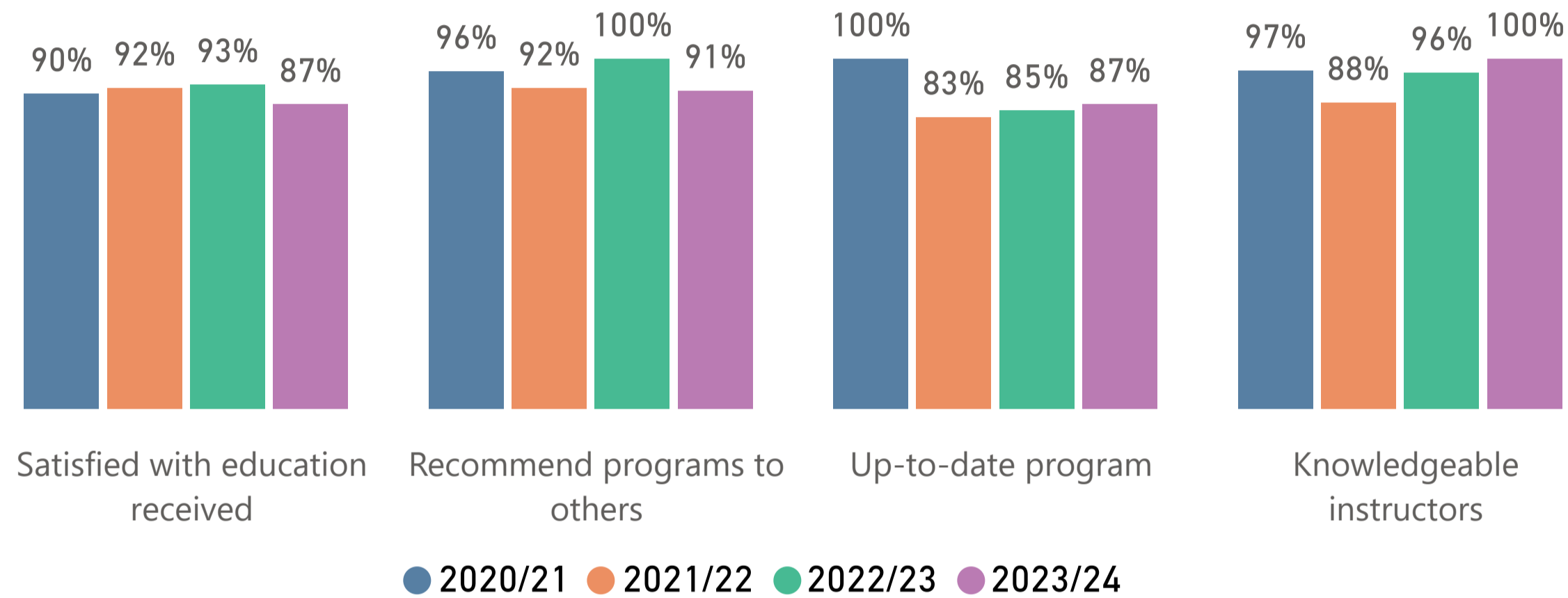
Note: Results with n<5 responses are too small of sample and are not displayed.

Salary Summary



Students in this program develop the skills to succeed in the communications fields of advertising, journalism, media production, and public relations. Graduates have found employment as journalists in print, radio and television; broadcast production technicians; copywriters and media buyers.

Top-Box Score Overview



Graduate Activity Summary

	2020/21	2021/22	2022/23	2023/24
Graduate employed in Manitoba	88%	92%	100%	100%
Self-Employed	7%	8%	4%	5%
Looking for work	-	-	7%	13%
Student	-	-	-	-

Employment Outcome Comparison

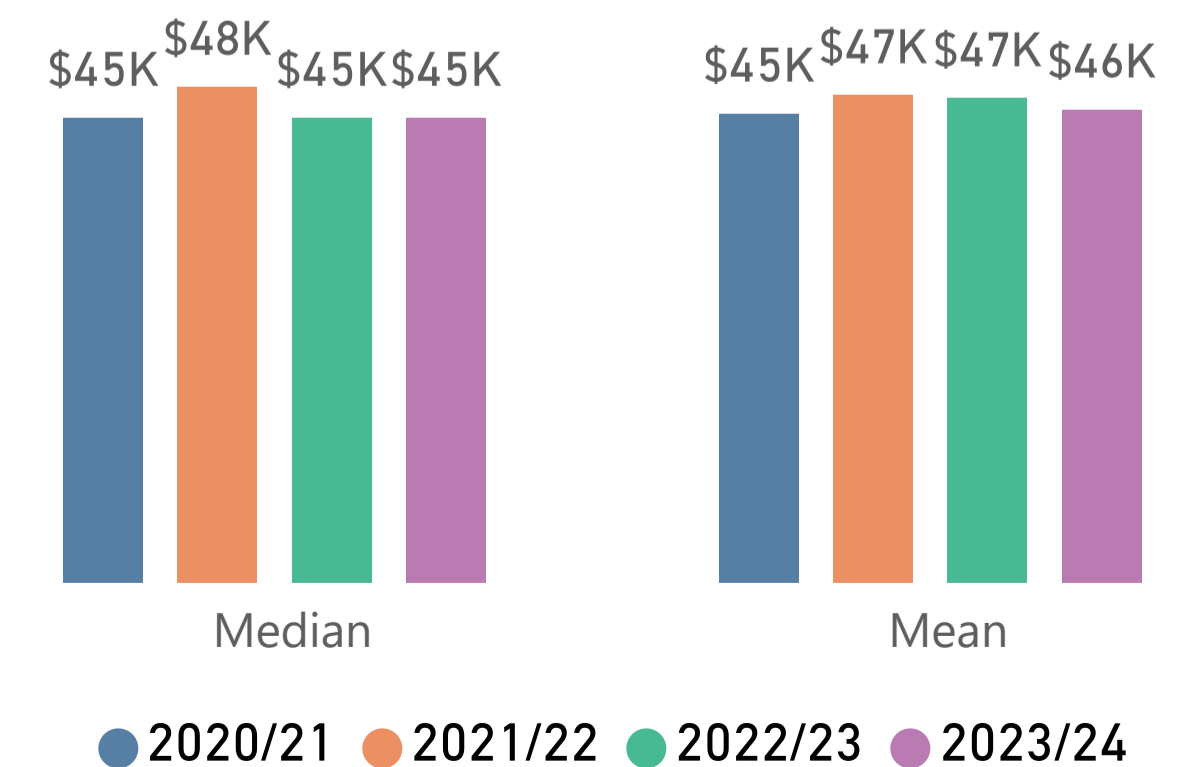
	2020/21	2021/22	2022/23	2023/24
Number of Graduates *	45	42	48	38
Respondent Count	30	26	28	23
Labour Force Employment Rate **	100%	100%	93%	87%
Training Related Employment Rate	97%	88%	100%	85%

* Number of Graduates is the count of graduates invited to participate in the survey.

** Labour force includes those who are employed and those who are looking for employment.

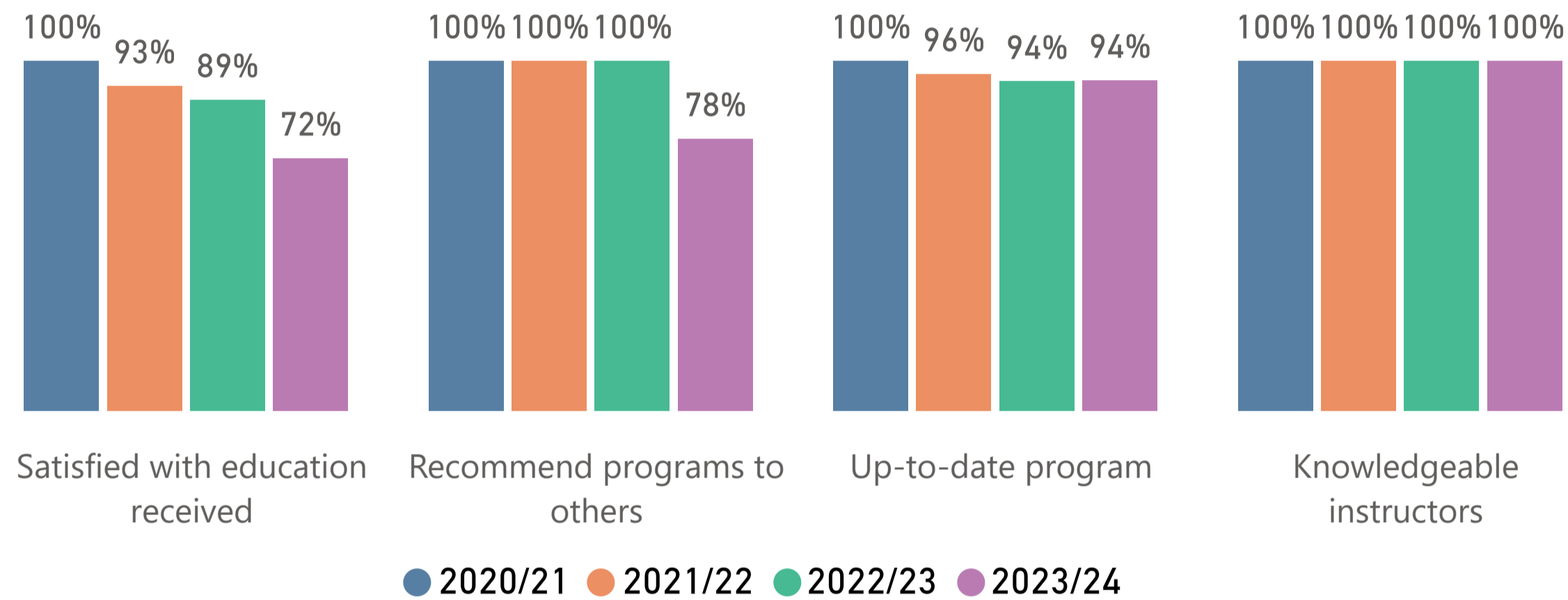
Note: Results with n<5 responses are too small of sample and are not displayed.

Salary Summary



This program is designed to prepare students to develop the fundamental skills and knowledge needed for a career in the culinary industry. Coursework combines hands-on lab practice with classroom learning. Restaurants, cafeterias, hotels, hospitals and health care institutions, schools, food commissaries, clubs and resorts are all major employers.

Top-Box Score Overview



Graduate Activity Summary

	2020/21	2021/22	2022/23	2023/24
Graduate employed in Manitoba	100%	93%	100%	83%
Self-Employed	-	4%	15%	-
Looking for work	-	-	-	-
Student	-	-	-	-

Employment Outcome Comparison

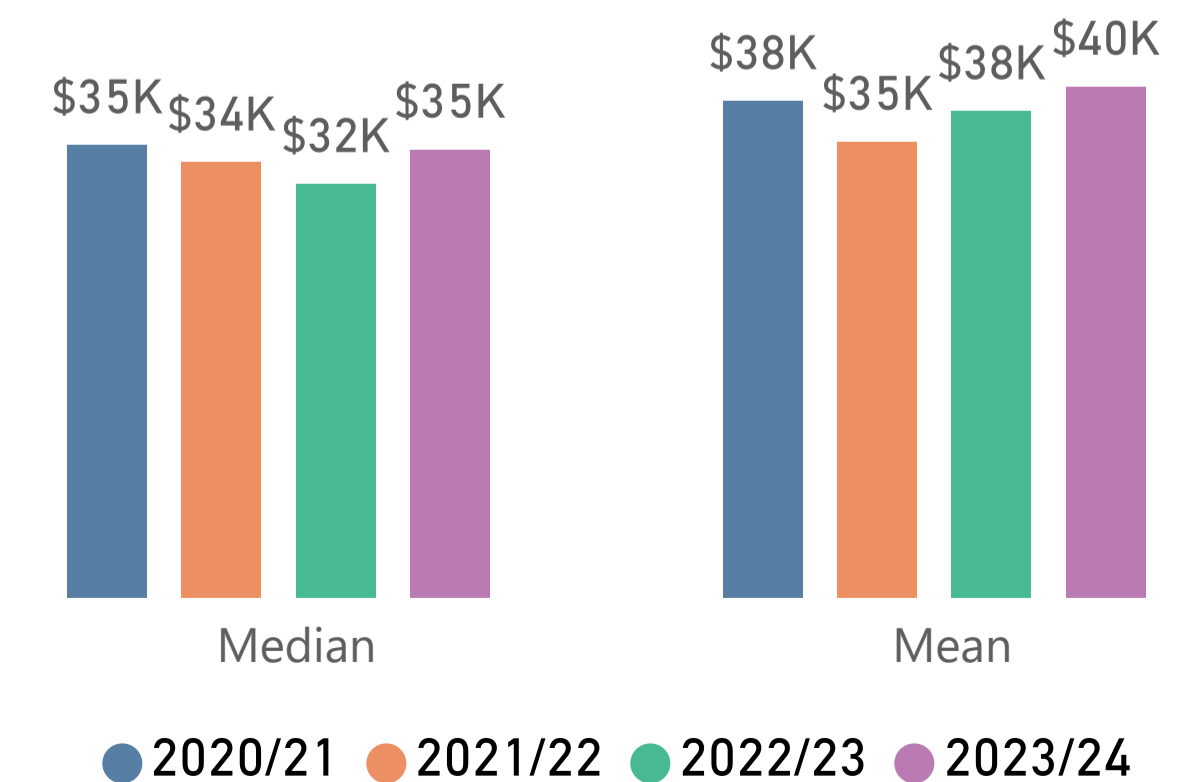
	2020/21	2021/22	2022/23	2023/24
Number of Graduates *	17	55	40	43
Respondent Count	6	29	21	18
Labour Force Employment Rate **	100%	100%	100%	100%
Training Related Employment Rate	100%	100%	95%	89%

* Number of Graduates is the count of graduates invited to participate in the survey.

** Labour force includes those who are employed and those who are looking for employment.

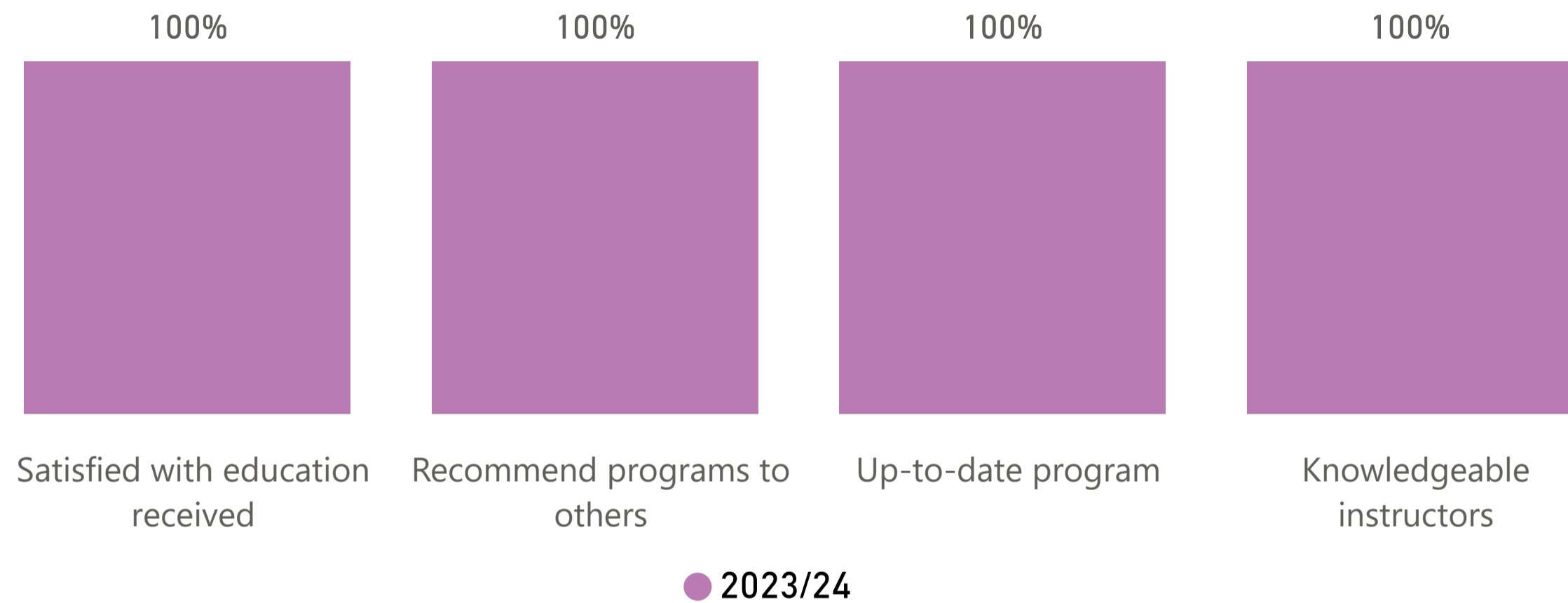
Note: Results with n<5 responses are too small of sample and are not displayed.

Salary Summary



The Culinary Skills Indigenous program prepares you for the culinary industry through theory and lab practice. Certifications include Food Handler Level 1, WHMIS, First Aid, and Fire Safety. The first two terms focus on skills and theory; the third term is a paid co-op in the culinary industry. Restaurants, cafeterias, hotels, hospitals and health care institutions, schools, food commissaries, clubs and resorts are all major employers.

Top-Box Score Overview



Graduate Activity Summary

	2020/21	2021/22	2022/23	2023/24
Graduate employed in Manitoba				100%
Self-Employed				40%
Looking for work				-
Student				-

Employment Outcome Comparison

	2020/21	2021/22	2022/23	2023/24
Number of Graduates *		7	5	7
Respondent Count				5
Labour Force Employment Rate **				100%
Training Related Employment Rate				80%

* Number of Graduates is the count of graduates invited to participate in the survey.

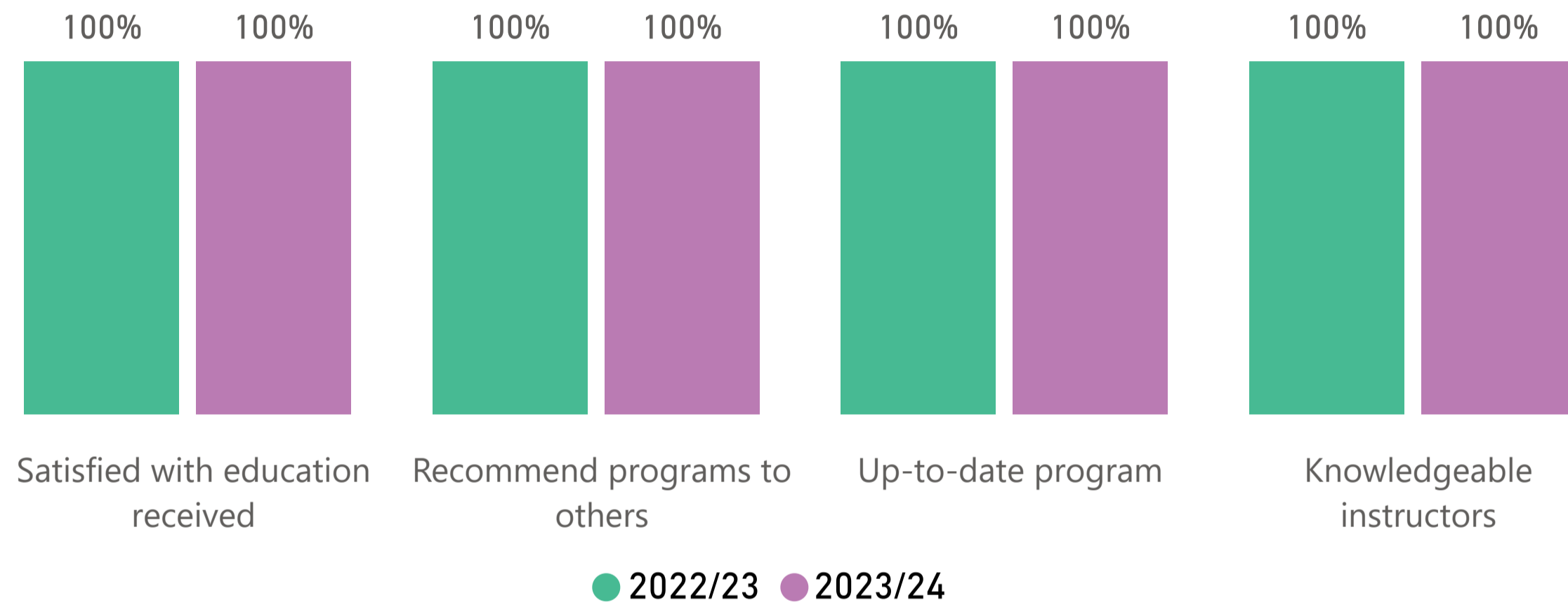
** Labour force includes those who are employed and those who are looking for employment.

Note: Results with n<5 responses are too small of sample and are not displayed.

Salary Summary

The Culinary Skills International program prepares you for the culinary industry through theory and lab practice. Certifications include Food Handler Level 1, WHMIS, First Aid, and Fire Safety. The first two terms focus on skills and theory; the third term is a paid co-op in the culinary industry. Restaurants, cafeterias, hotels, hospitals and health care institutions, schools, food commissaries, clubs and resorts are all major employers.

Top-Box Score Overview



Graduate Activity Summary

	2020/21	2021/22	2022/23	2023/24
Graduate employed in Manitoba			90%	90%
Self-Employed			25%	-
Looking for work			-	-
Student			-	-

Employment Outcome Comparison

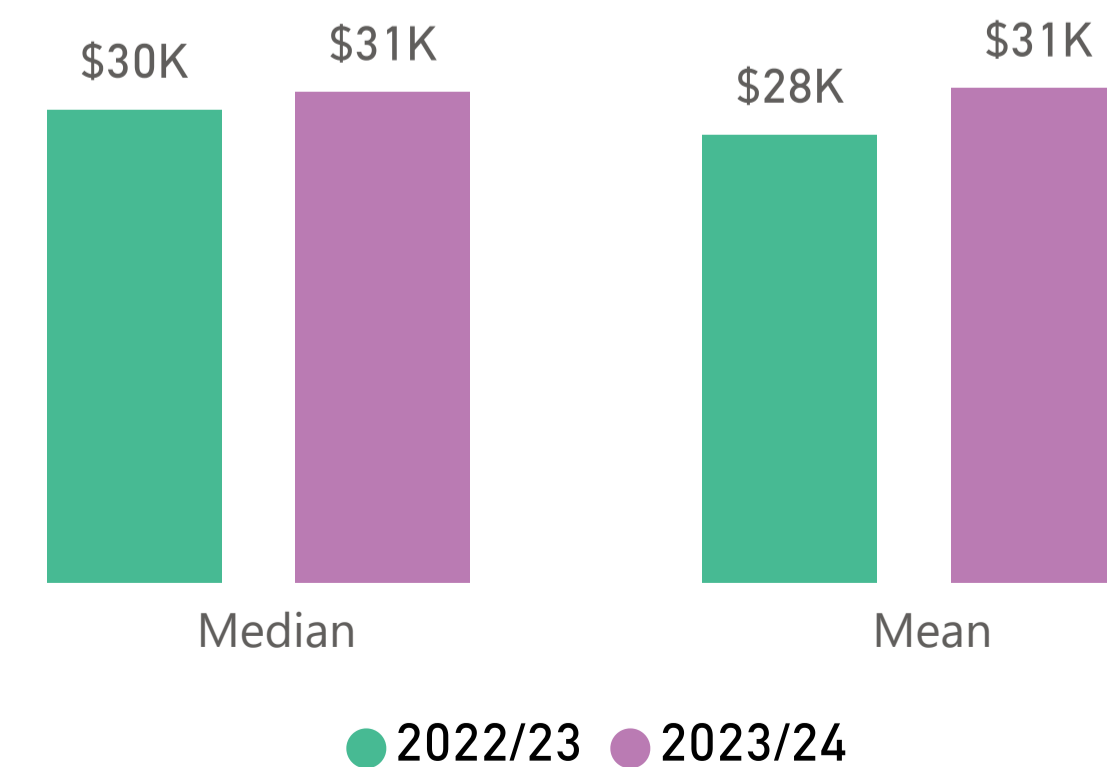
	2020/21	2021/22	2022/23	2023/24
Number of Graduates *	7		39	31
Respondent Count			16	10
Labour Force Employment Rate **			100%	100%
Training Related Employment Rate			94%	100%

* Number of Graduates is the count of graduates invited to participate in the survey.

** Labour force includes those who are employed and those who are looking for employment.

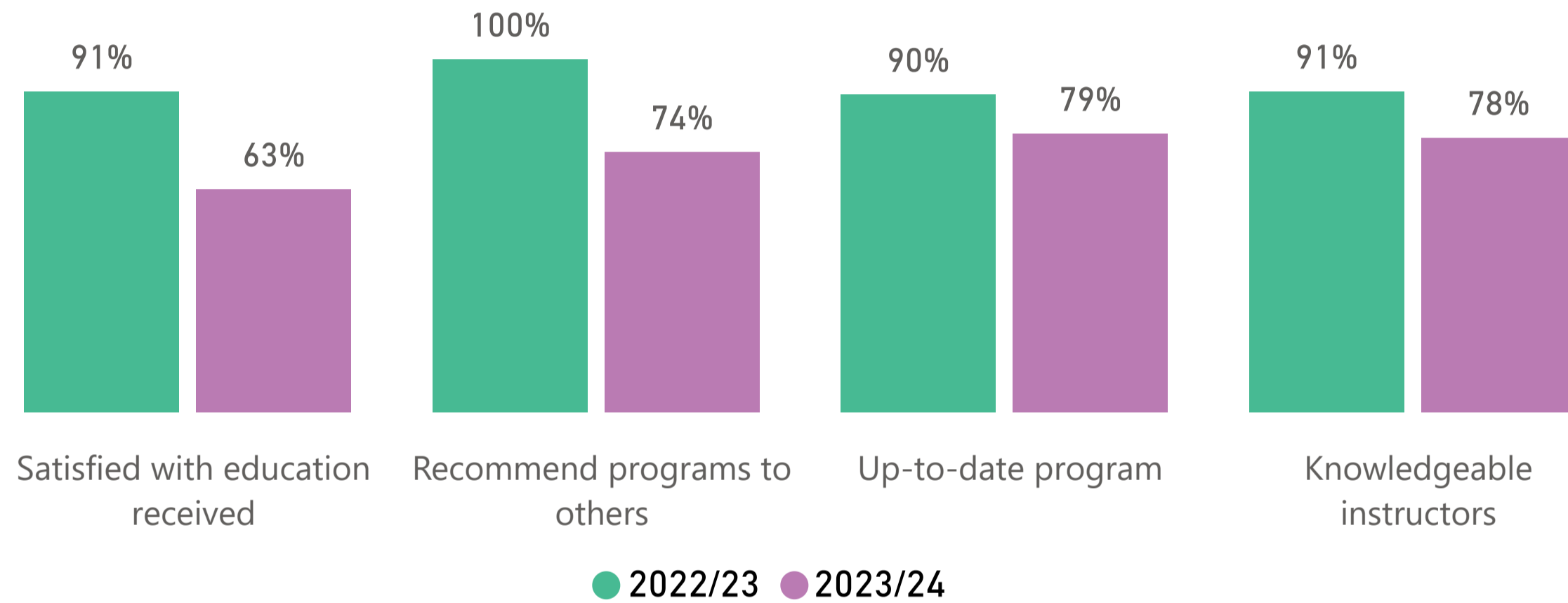
Note: Results with n<5 responses are too small of sample and are not displayed.

Salary Summary



This program equips students with analytical skills to collect, manage, and organize data to support informed decision-making using data science and machine learning techniques. Opportunities extend across all economic sectors, with applications in robotics and automation, healthcare, finance, and government.

Top-Box Score Overview



Graduate Activity Summary

	2020/21	2021/22	2022/23	2023/24
Graduate employed in Manitoba			86%	92%
Self-Employed			-	-
Looking for work			18%	32%
Student			-	-

Employment Outcome Comparison

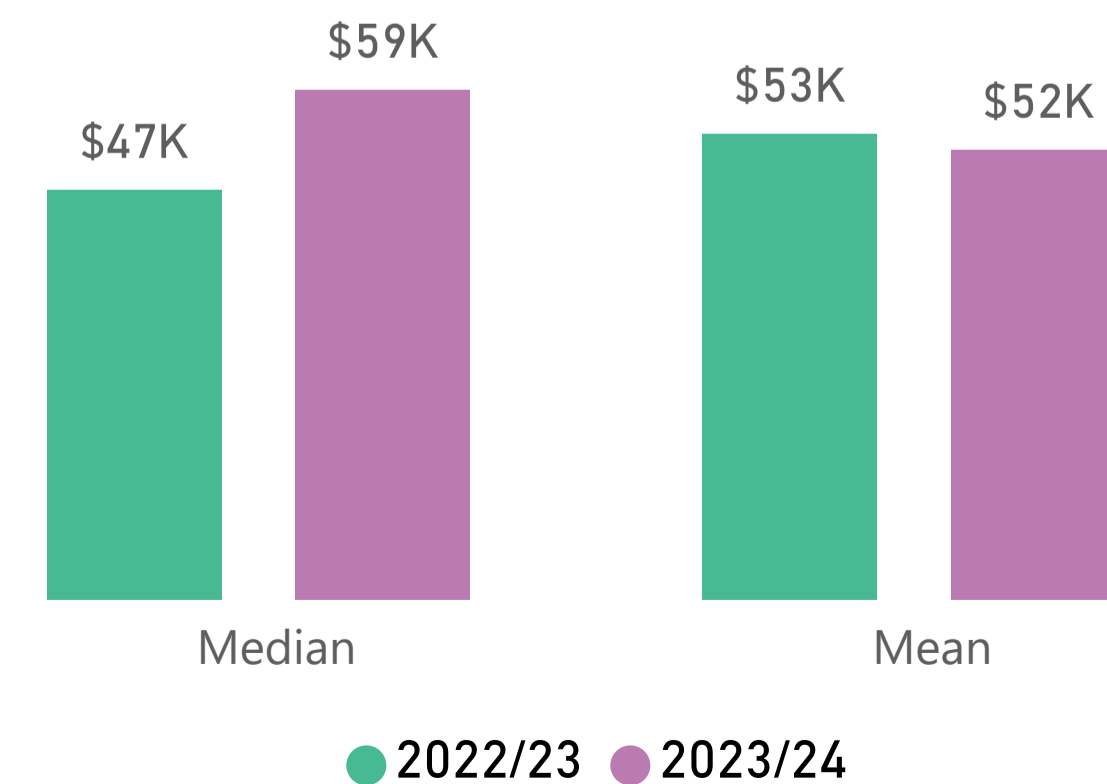
	2020/21	2021/22	2022/23	2023/24
Number of Graduates *			29	32
Respondent Count			11	19
Labour Force Employment Rate **			82%	68%
Training Related Employment Rate			78%	62%

* Number of Graduates is the count of graduates invited to participate in the survey.

** Labour force includes those who are employed and those who are looking for employment.

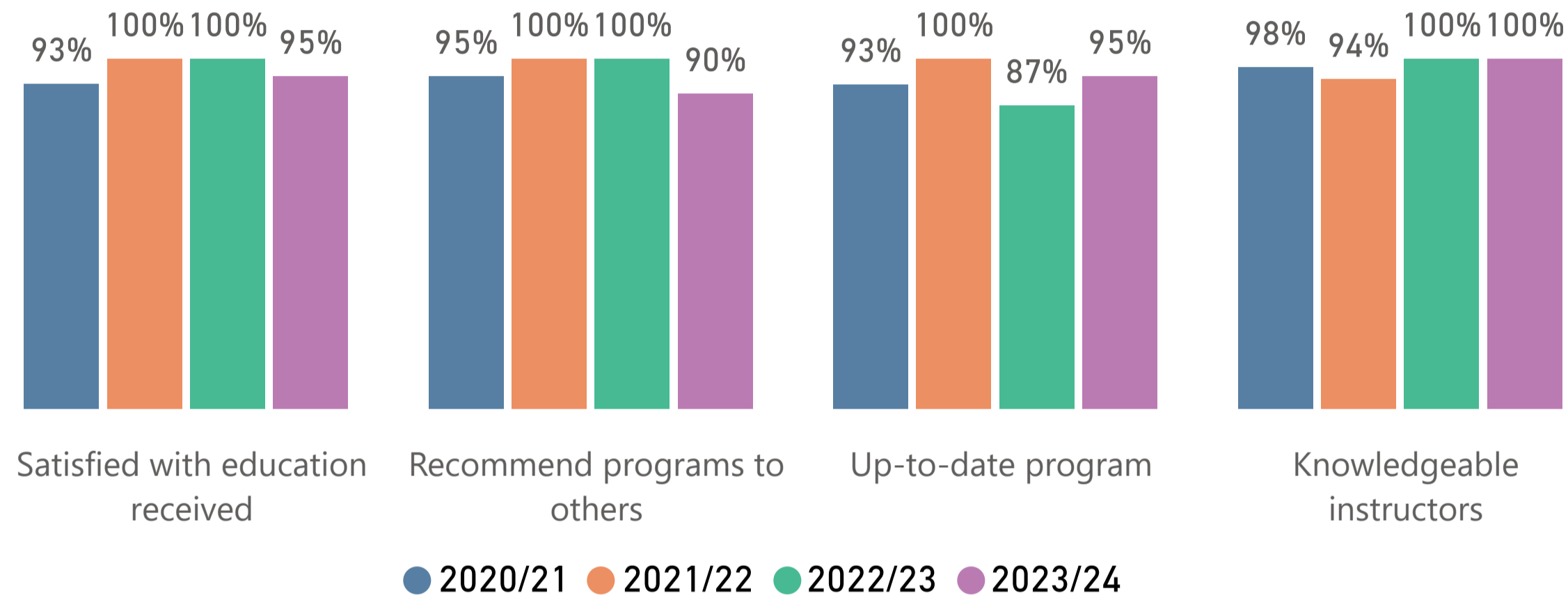
Note: Results with n<5 responses are too small of sample and are not displayed.

Salary Summary



This program provides the skills and knowledge required to assist the dentist with four-handed dentistry and the use and application of dental materials. The program provides the opportunity to practice intra oral skills on patients, and the importance of effective management in a dental practice. The program includes rotations at the University of Manitoba Faculty of Dentistry as well as a dental office practicum. Employment includes dental offices, clinics, hospitals, insurance, and public health programs.

Top-Box Score Overview



Graduate Activity Summary

	2020/21	2021/22	2022/23	2023/24
Graduate employed in Manitoba	96%	94%	100%	94%
Self-Employed	-	12%	12%	-
Looking for work	-	-	-	10%
Student	-	-	-	-

Employment Outcome Comparison

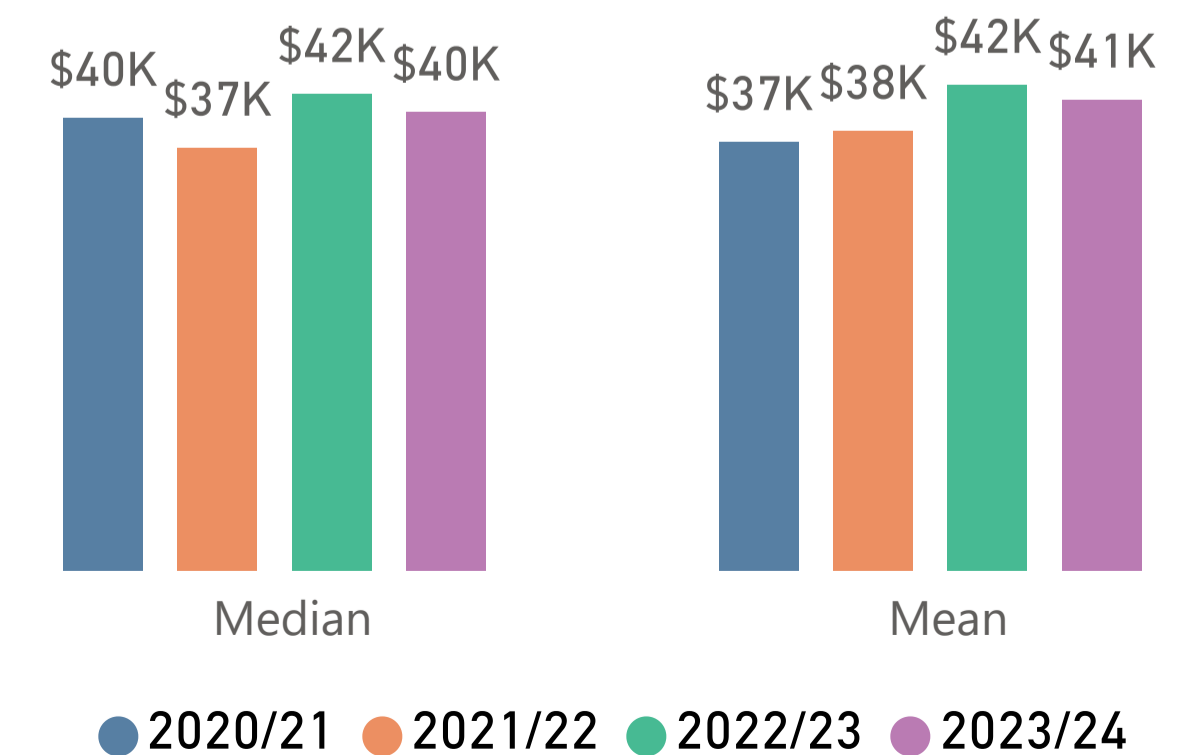
	2020/21	2021/22	2022/23	2023/24
Number of Graduates *	72	31	34	34
Respondent Count	42	17	17	20
Labour Force Employment Rate **	100%	100%	100%	90%
Training Related Employment Rate	95%	100%	88%	100%

* Number of Graduates is the count of graduates invited to participate in the survey.

** Labour force includes those who are employed and those who are looking for employment.

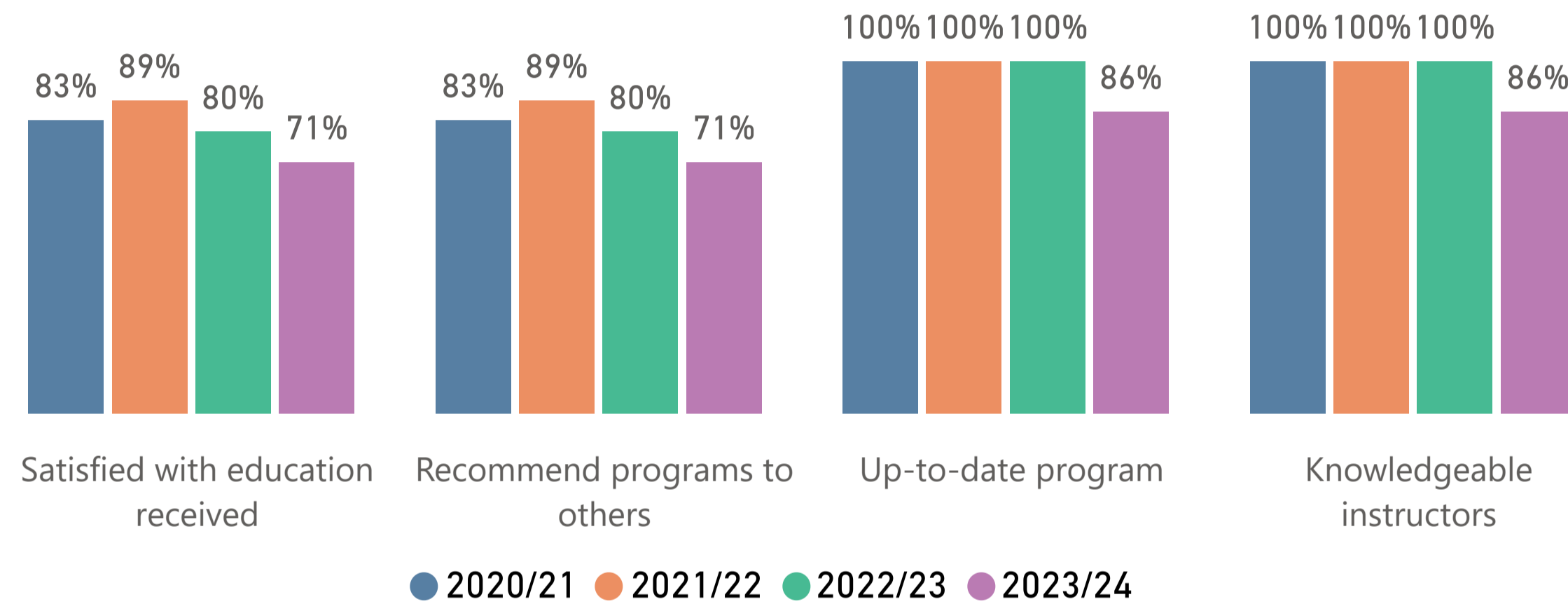
Note: Results with n<5 responses are too small of sample and are not displayed.

Salary Summary



This program prepares students to conduct Ultrasound exams in obstetrics, gynecology, abdomen, superficial structures, and vascular studies. Content aligns with Sonography Canada’s profile. Graduates work in hospitals, teaching, research, management, or as imaging equipment specialists.

Top-Box Score Overview



Graduate Activity Summary

	2020/21	2021/22	2022/23	2023/24
Graduate employed in Manitoba	100%	78%	80%	71%
Self-Employed	-	-	-	14%
Looking for work	-	-	-	-
Student	-	-	-	-

Employment Outcome Comparison

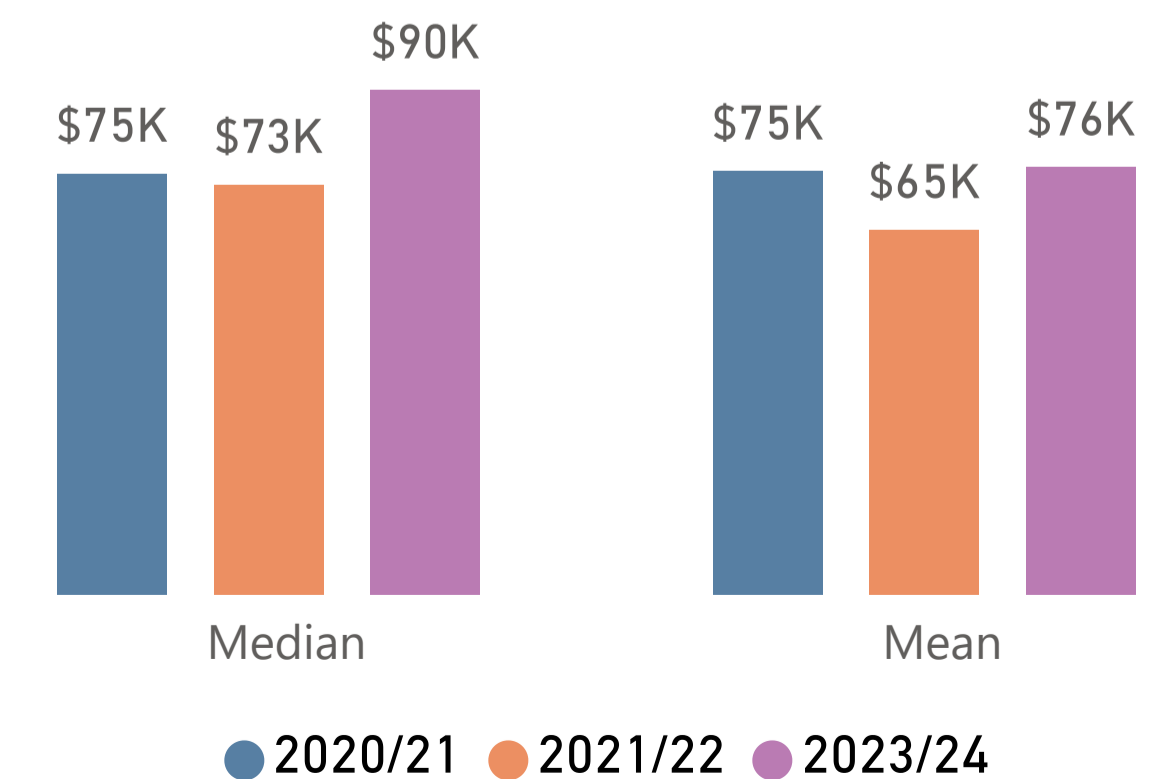
	2020/21	2021/22	2022/23	2023/24
Number of Graduates *	11	12	10	12
Respondent Count	6	9	5	7
Labour Force Employment Rate **	100%	100%	100%	100%
Training Related Employment Rate	100%	100%	100%	100%

* Number of Graduates is the count of graduates invited to participate in the survey.

** Labour force includes those who are employed and those who are looking for employment.

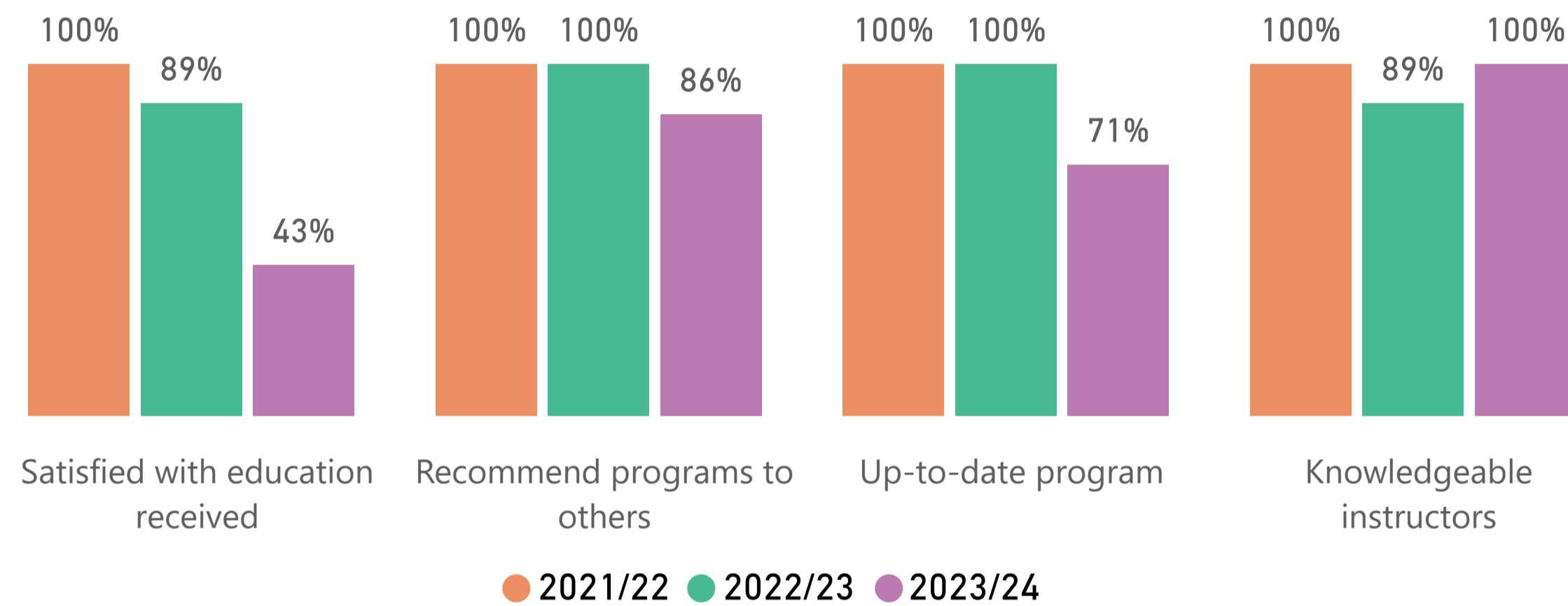
Note: Results with n<5 responses are too small of sample and are not displayed.

Salary Summary



This program has been developed to provide students the necessary practical and theoretical skills to start a career in film and media production. It has been designed for graduates of post-secondary media programs, as well as industry professionals who wish to improve their skills as a producer, videographer, editor, and freelancer.

Top-Box Score Overview



Graduate Activity Summary

	2020/21	2021/22	2022/23	2023/24
Graduate employed in Manitoba		100%	100%	100%
Self-Employed		20%	17%	25%
Looking for work		29%	30%	43%
Student		-	-	-

Employment Outcome Comparison

	2020/21	2021/22	2022/23	2023/24
Number of Graduates *		13	18	15
Respondent Count		7	10	7
Labour Force Employment Rate **		71%	70%	57%
Training Related Employment Rate		100%	57%	75%

* Number of Graduates is the count of graduates invited to participate in the survey.

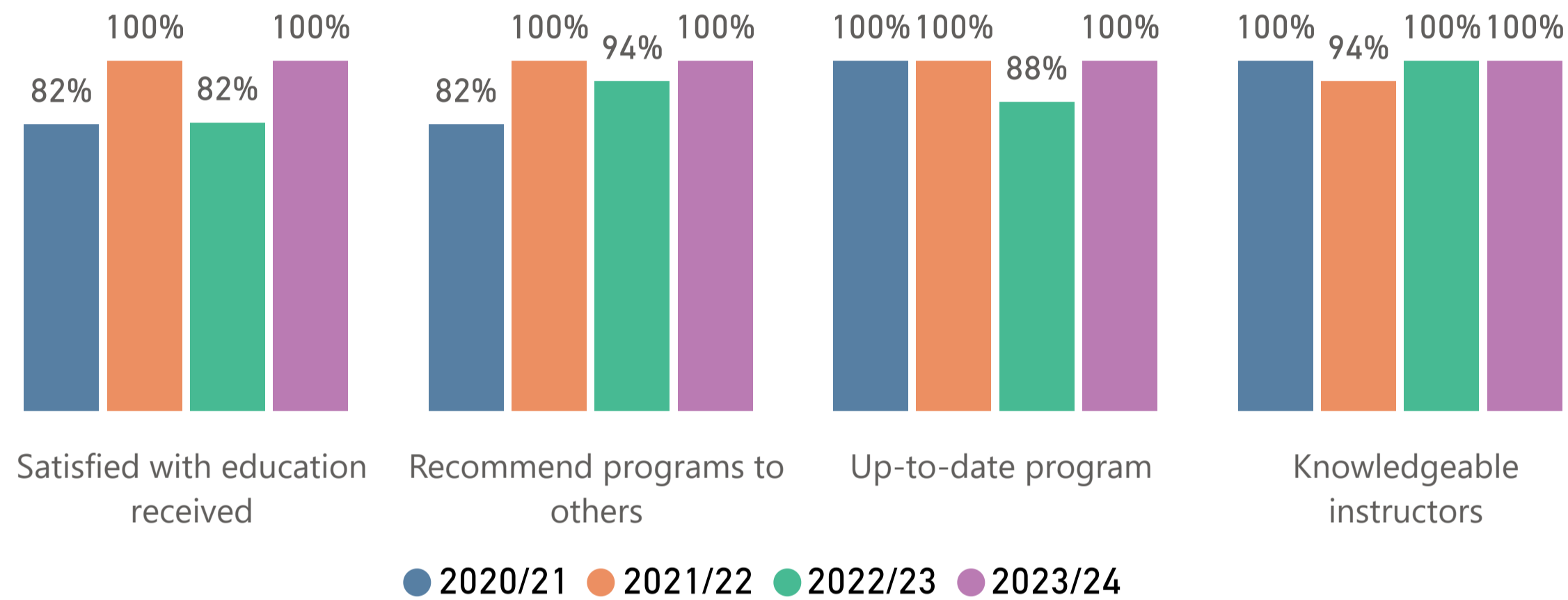
** Labour force includes those who are employed and those who are looking for employment.

Note: Results with n<5 responses are too small of sample and are not displayed.

Salary Summary

This program gives students the foundations of digital media design with courses in graphic design, 3D artistry, digital sculpting, video and motion graphics, photography, web design and development, drawing, illustration, and communications. Graduates can work in related roles and pursue further studies in either the Video and Motion Graphics or Web Design and Development programs.

Top-Box Score Overview



Graduate Activity Summary

	2020/21	2021/22	2022/23	2023/24
Graduate employed in Manitoba	100%	100%	100%	100%
Self-Employed	20%	13%	-	17%
Looking for work	18%	24%	24%	23%
Student	33%	44%	31%	40%

Employment Outcome Comparison

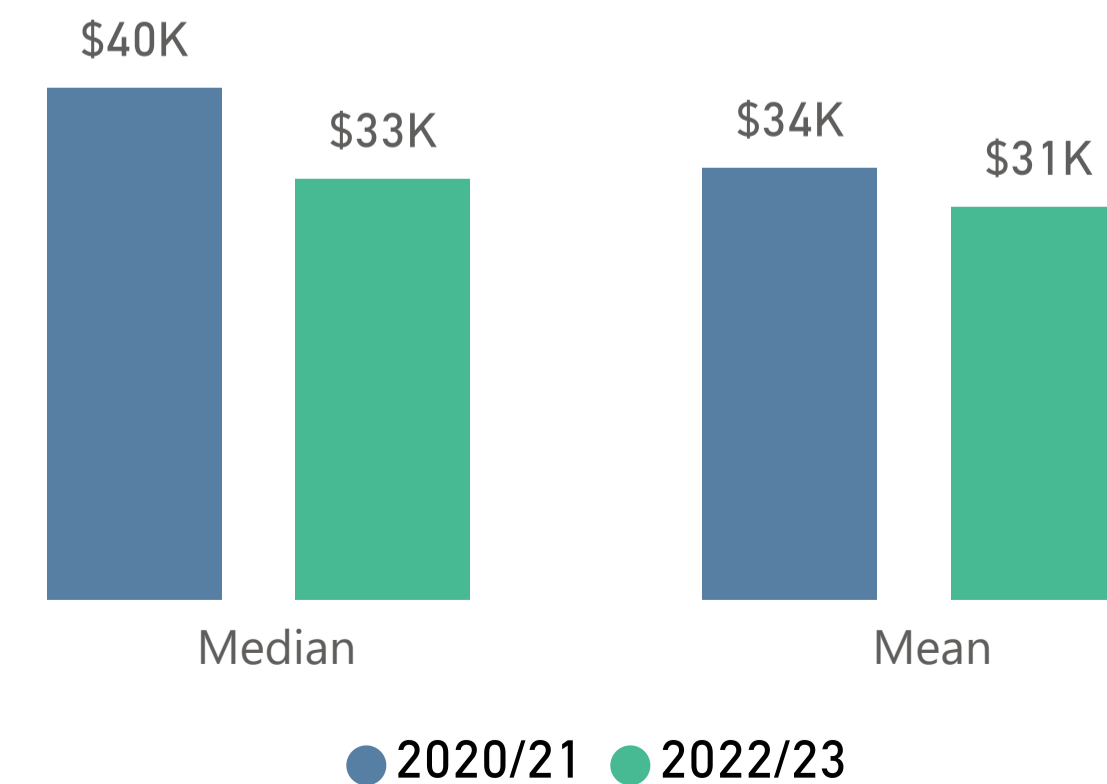
	2020/21	2021/22	2022/23	2023/24
Number of Graduates *	34	44	36	35
Respondent Count	22	21	17	13
Labour Force Employment Rate **	73%	64%	69%	67%
Training Related Employment Rate	40%	50%	38%	83%

* Number of Graduates is the count of graduates invited to participate in the survey.

** Labour force includes those who are employed and those who are looking for employment.

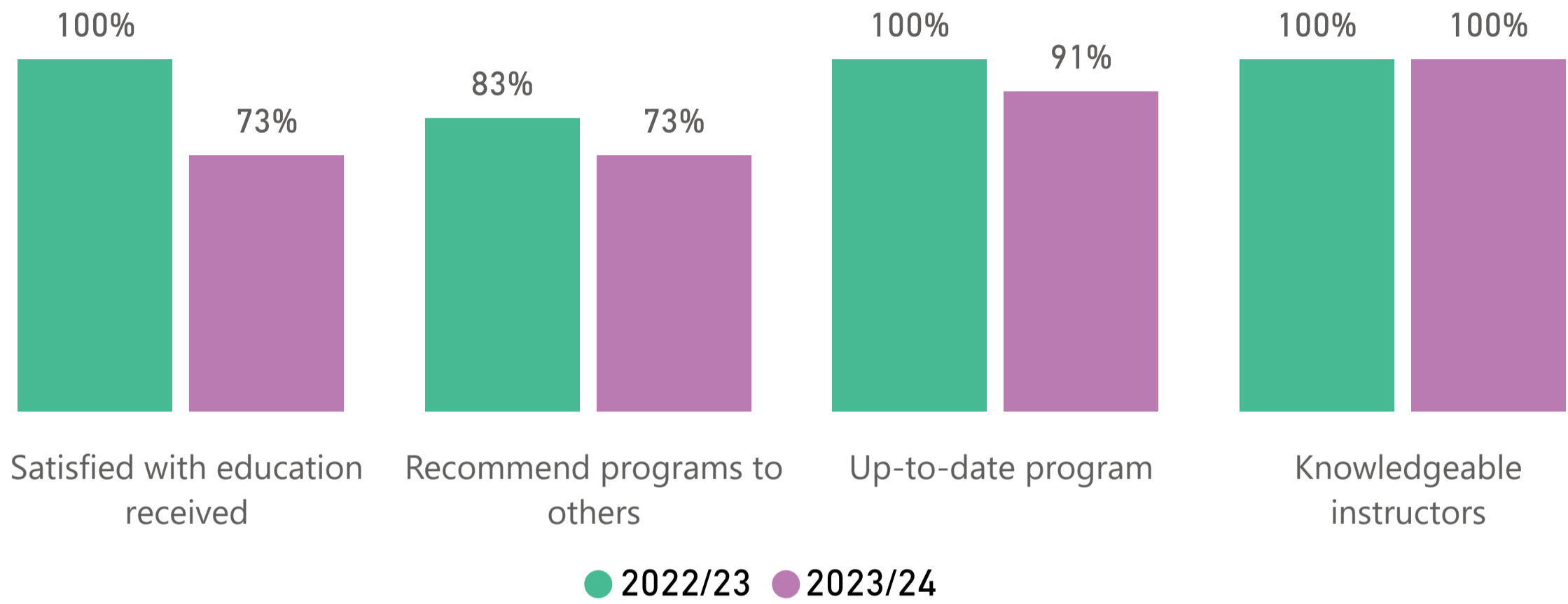
Note: Results with n<5 responses are too small of sample and are not displayed.

Salary Summary



In Digital Media Design-Interaction Design and Development, students learn to create design-driven, responsive websites, apps, and interfaces. Training includes front-end and UX design, content strategy, wireframing, prototyping, field research, and User Experience (UX) processes. A three-week full-time industry work placement concludes the program.

Top-Box Score Overview



Graduate Activity Summary

	2020/21	2021/22	2022/23	2023/24
Graduate employed in Manitoba			100%	100%
Self-Employed			20%	-
Looking for work			17%	9%
Student			-	-

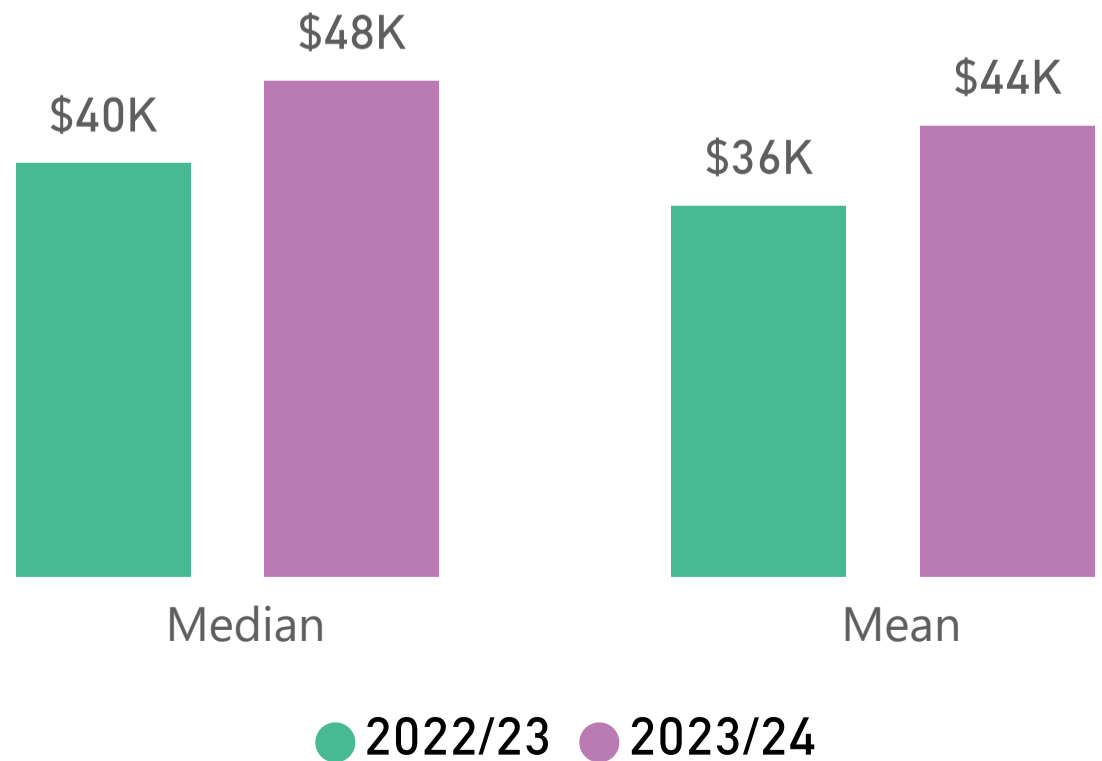
Employment Outcome Comparison

	2020/21	2021/22	2022/23	2023/24
Number of Graduates *		14	14	20
Respondent Count			6	11
Labour Force Employment Rate **			83%	91%
Training Related Employment Rate			60%	80%

* Number of Graduates is the count of graduates invited to participate in the survey.
 ** Labour force includes those who are employed and those who are looking for employment.

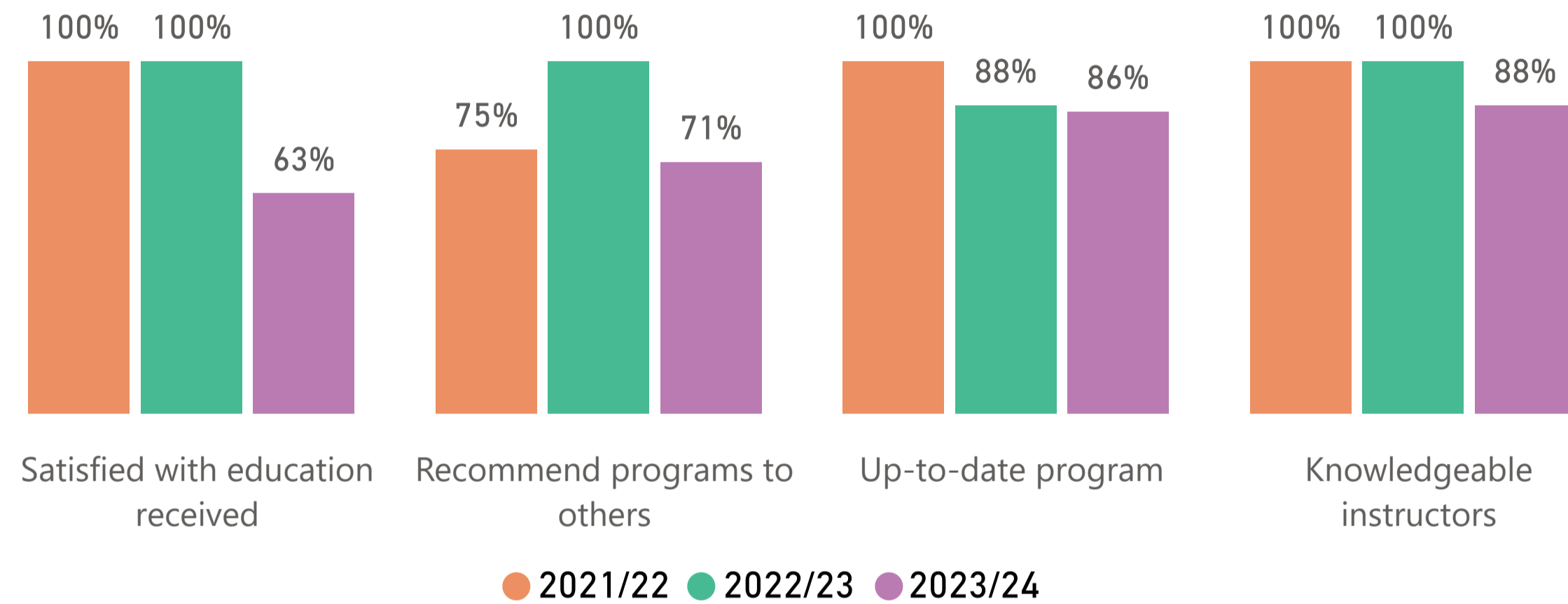
Note: Results with n<5 responses are too small of sample and are not displayed.

Salary Summary



In Digital Media Design’s Video and Motion Graphics program, students learn motion graphic design, animation, visual storytelling, and video production. Training includes design, animation, videography, and editing. A three-week full-time industry work placement is included near the end of the program.

Top-Box Score Overview



Graduate Activity Summary

	2020/21	2021/22	2022/23	2023/24
Graduate employed in Manitoba		100%	100%	100%
Self-Employed		-	14%	-
Looking for work		13%	13%	38%
Student		-	-	-

Employment Outcome Comparison

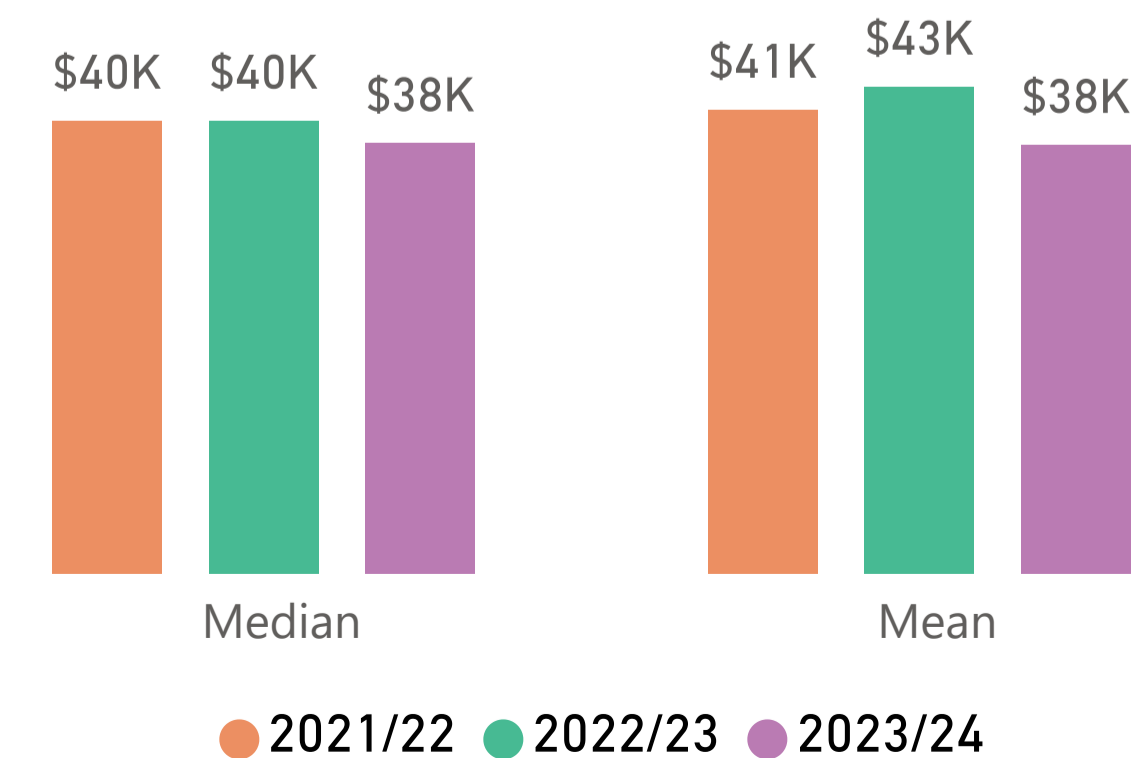
	2020/21	2021/22	2022/23	2023/24
Number of Graduates *		18	13	14
Respondent Count		8	8	8
Labour Force Employment Rate **		88%	88%	63%
Training Related Employment Rate		57%	57%	100%

* Number of Graduates is the count of graduates invited to participate in the survey.

** Labour force includes those who are employed and those who are looking for employment.

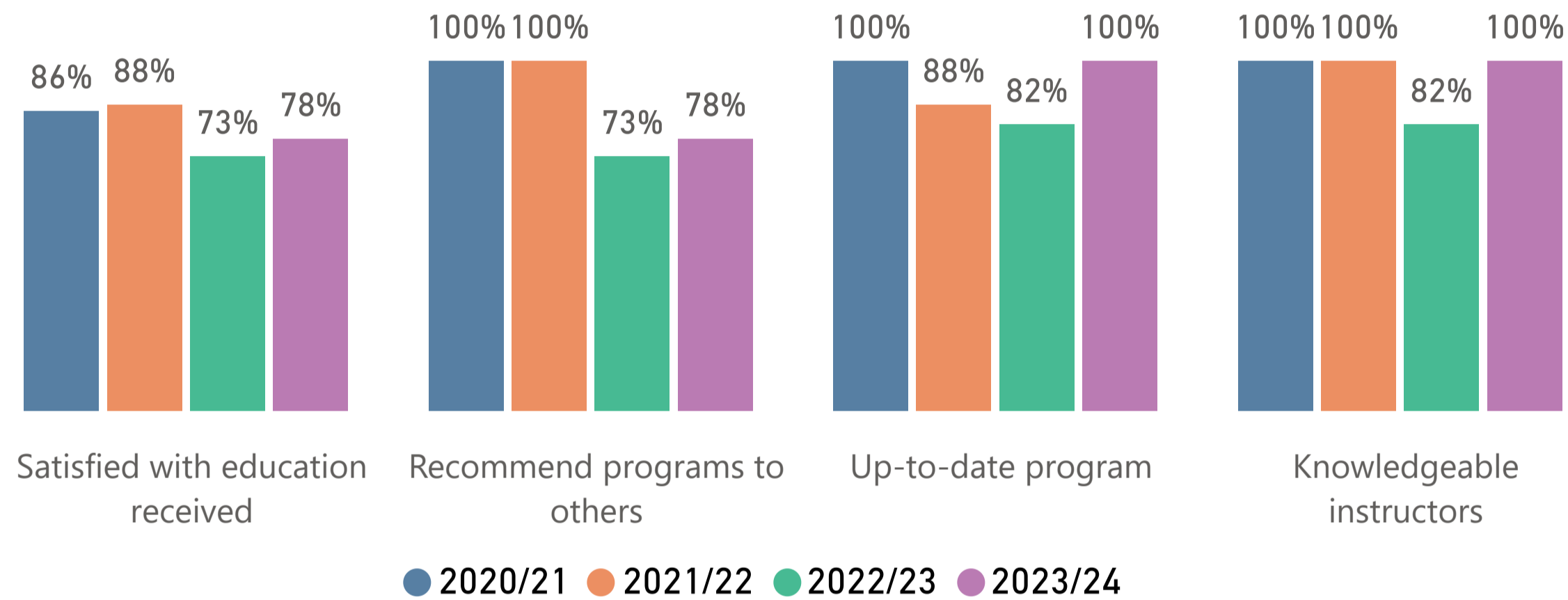
Note: Results with n<5 responses are too small of sample and are not displayed.

Salary Summary



This program provides the knowledge, skills, and values required to support and enhance the development of persons with disabilities. The program focuses on 'community', and students will provide support in schools, homes, employment, and leisure settings.

Top-Box Score Overview



Graduate Activity Summary

	2020/21	2021/22	2022/23	2023/24
Graduate employed in Manitoba	100%	89%	86%	100%
Self-Employed	7%	-	-	-
Looking for work	-	-	-	-
Student	-	-	-	-

Employment Outcome Comparison

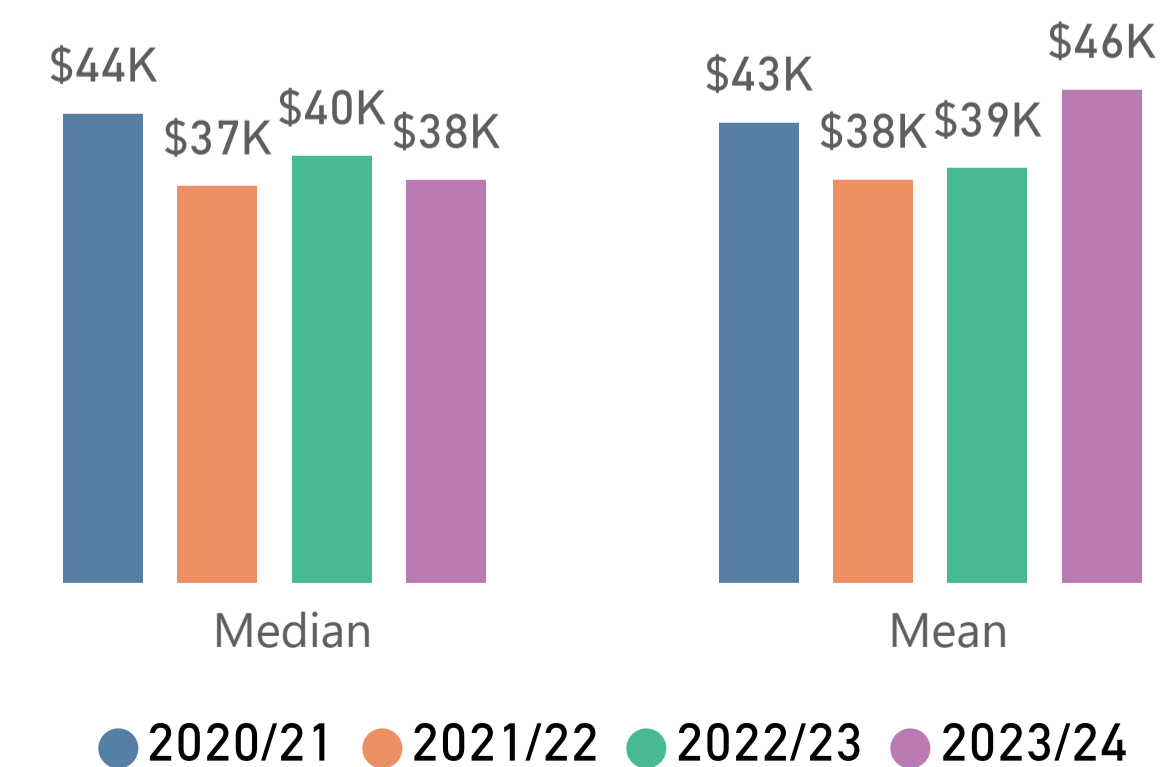
	2020/21	2021/22	2022/23	2023/24
Number of Graduates *	23	15	21	14
Respondent Count	14	9	11	9
Labour Force Employment Rate **	100%	100%	100%	100%
Training Related Employment Rate	93%	100%	100%	89%

* Number of Graduates is the count of graduates invited to participate in the survey.

** Labour force includes those who are employed and those who are looking for employment.

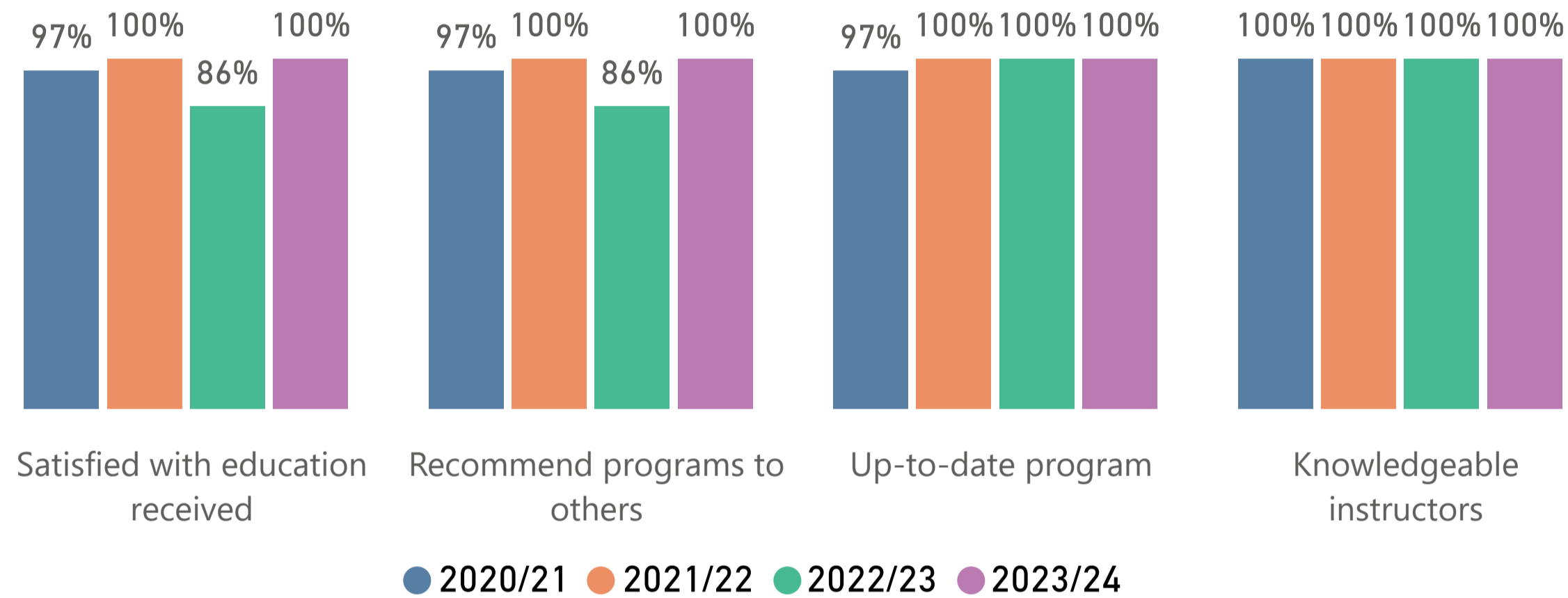
Note: Results with n<5 responses are too small of sample and are not displayed.

Salary Summary



This program provides students with the knowledge and skills required to offer quality early childcare in the community. Graduates competently plan appropriate learning experiences that stimulate development. Graduates have found positions in daycare centres, nursery schools, and school-age programs.

Top-Box Score Overview



Graduate Activity Summary

	2020/21	2021/22	2022/23	2023/24
Graduate employed in Manitoba	100%	91%	100%	91%
Self-Employed	-	8%	-	-
Looking for work	3%	-	-	4%
Student	-	4%	-	-

Employment Outcome Comparison

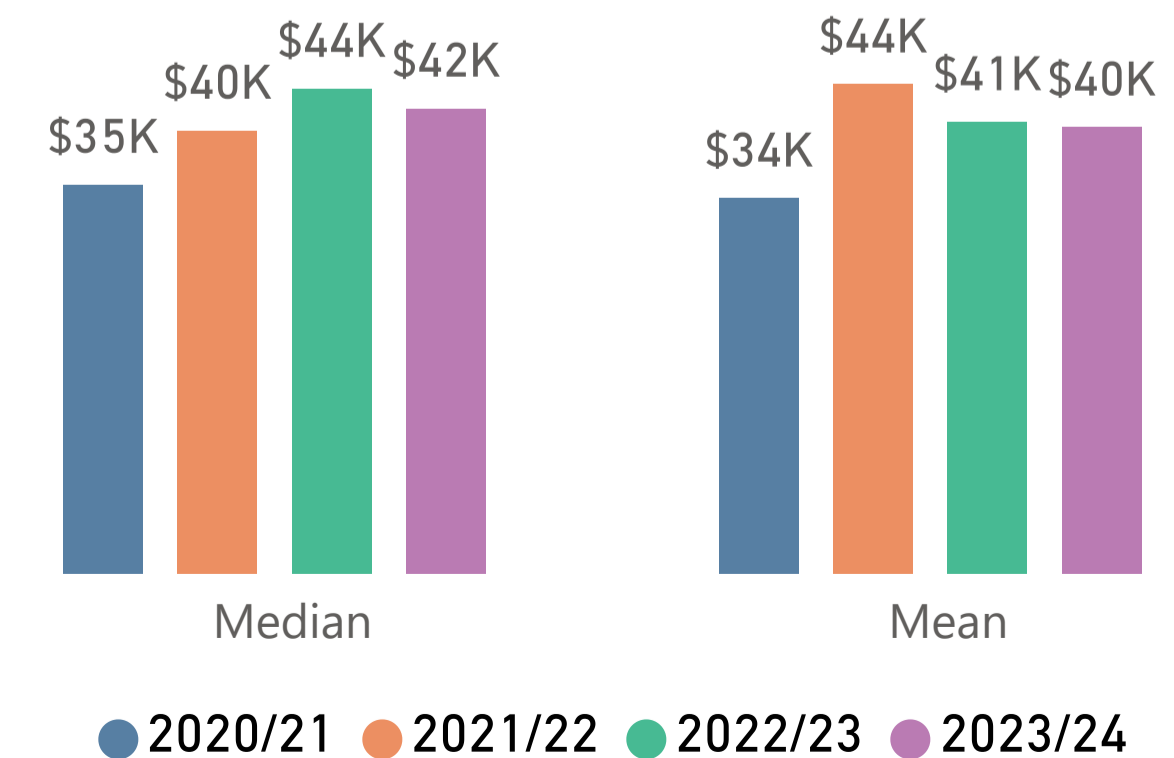
	2020/21	2021/22	2022/23	2023/24
Number of Graduates *	64	51	37	54
Respondent Count	31	26	22	23
Labour Force Employment Rate **	97%	100%	100%	96%
Training Related Employment Rate	93%	96%	100%	95%

* Number of Graduates is the count of graduates invited to participate in the survey.

** Labour force includes those who are employed and those who are looking for employment.

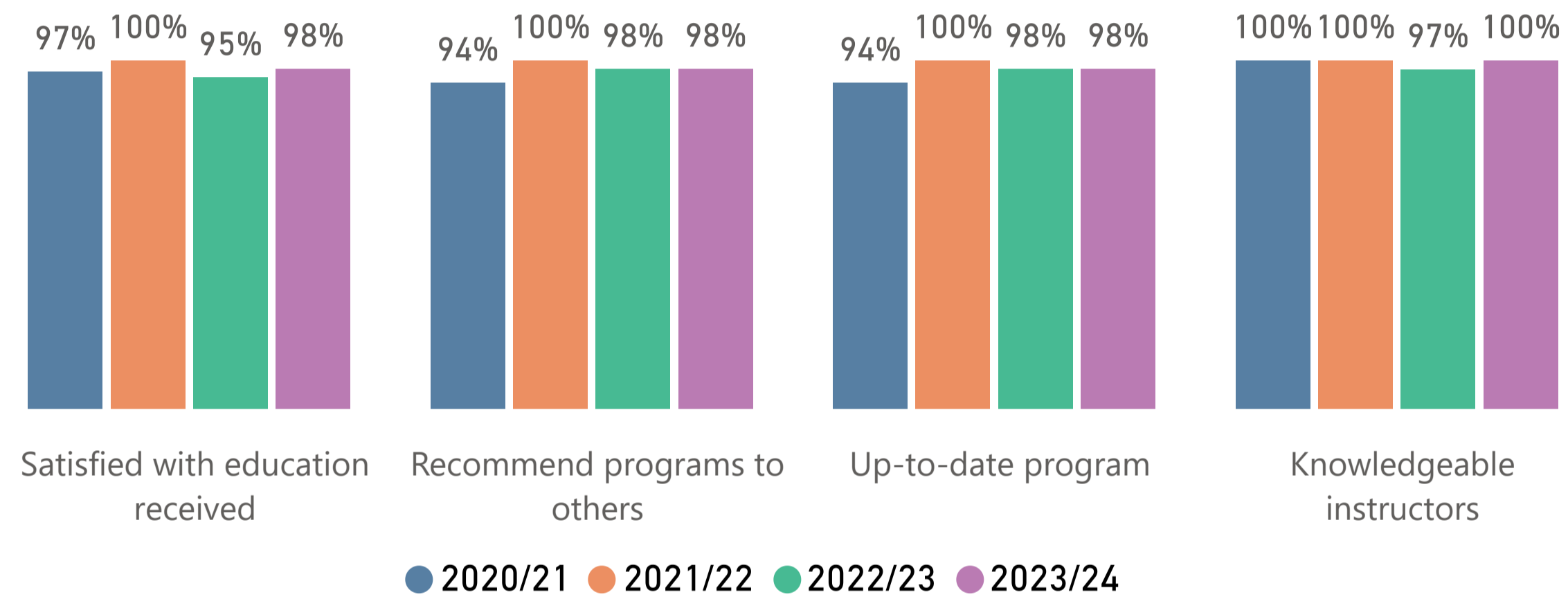
Note: Results with n<5 responses are too small of sample and are not displayed.

Salary Summary



This accelerated program integrates the knowledge and experience of employed Child Care Assistants (CCAs) in providing quality childcare. Students attend classes two days a week and work three days. Trained ECEs have found positions in daycare centres, nursery schools, infant care centres, family resource centres, and school-age programs.

Top-Box Score Overview



Graduate Activity Summary

	2020/21	2021/22	2022/23	2023/24
Graduate employed in Manitoba	100%	96%	100%	100%
Self-Employed	-	8%	2%	2%
Looking for work	-	4%	-	-
Student	-	-	-	-

Employment Outcome Comparison

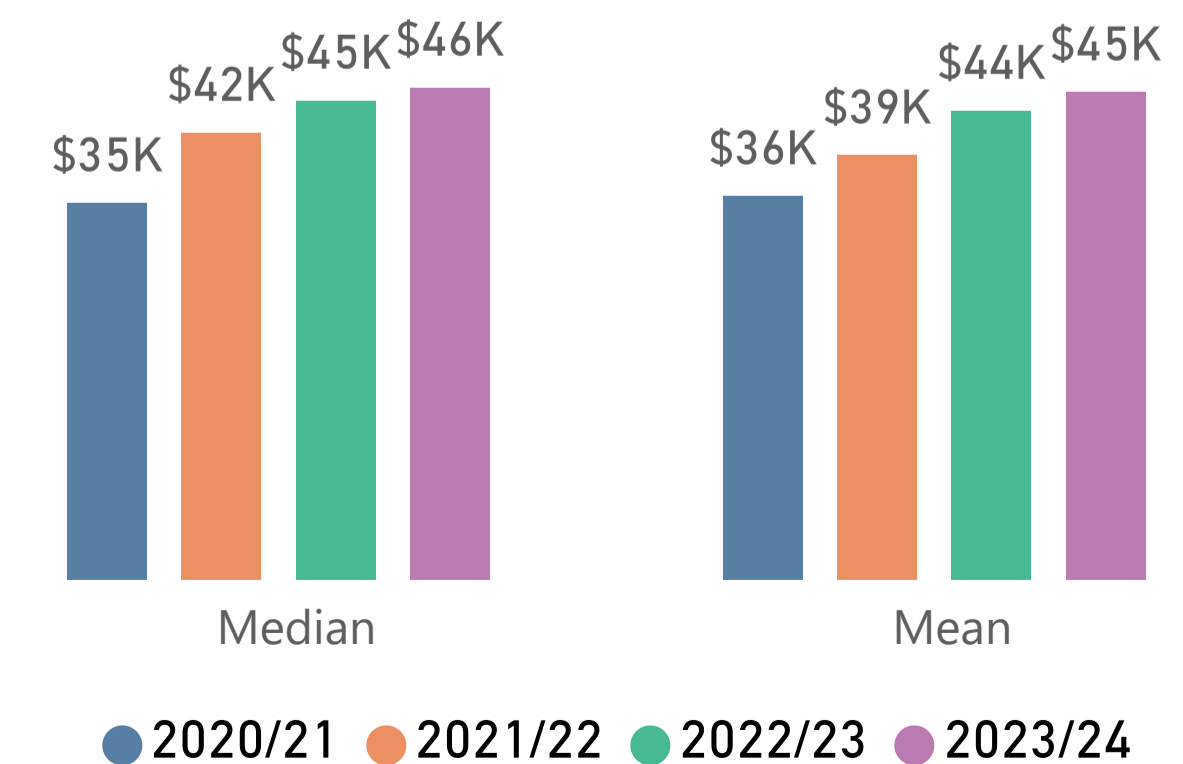
	2020/21	2021/22	2022/23	2023/24
Number of Graduates *	67	47	72	68
Respondent Count	33	27	46	41
Labour Force Employment Rate **	100%	96%	100%	100%
Training Related Employment Rate	100%	100%	100%	100%

* Number of Graduates is the count of graduates invited to participate in the survey.

** Labour force includes those who are employed and those who are looking for employment.

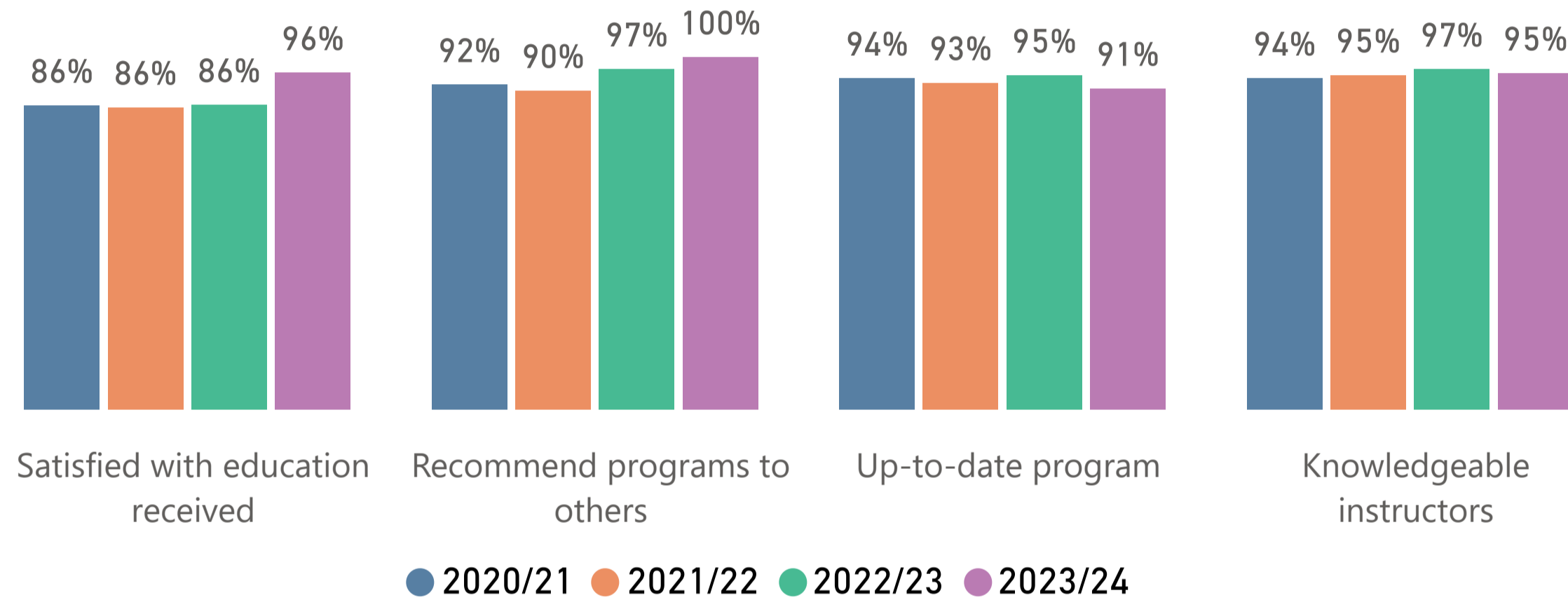
Note: Results with n<5 responses are too small of sample and are not displayed.

Salary Summary



Graduates of this program are prepared for a career working with students in an educational setting to support the work of the teachers and clinicians. Educational Assistant graduates may find a range of entry-level employment opportunities in educational settings.

Top-Box Score Overview



Graduate Activity Summary

	2020/21	2021/22	2022/23	2023/24
Graduate employed in Manitoba	100%	100%	100%	100%
Self-Employed	2%	2%	3%	2%
Looking for work	2%	4%	3%	-
Student	-	-	-	4%

Employment Outcome Comparison

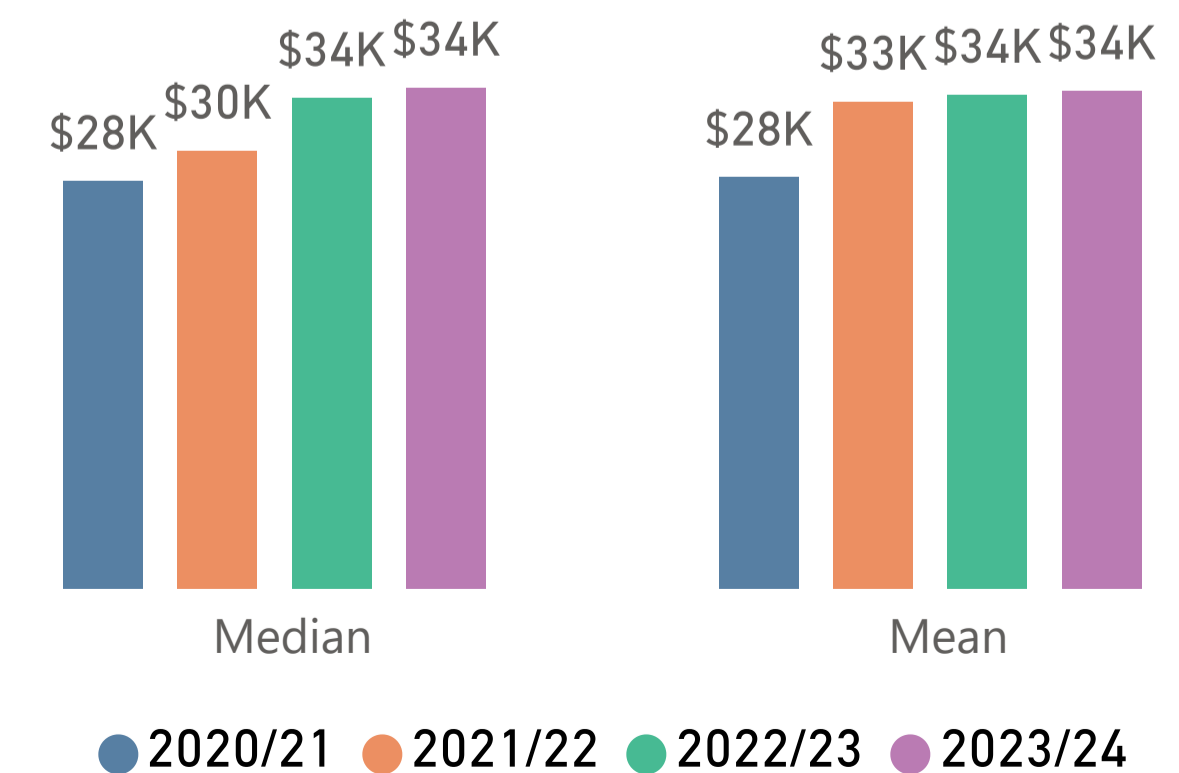
	2020/21	2021/22	2022/23	2023/24
Number of Graduates *	86	97	114	104
Respondent Count	53	45	63	45
Labour Force Employment Rate **	98%	96%	97%	100%
Training Related Employment Rate	94%	100%	98%	93%

* Number of Graduates is the count of graduates invited to participate in the survey.

** Labour force includes those who are employed and those who are looking for employment.

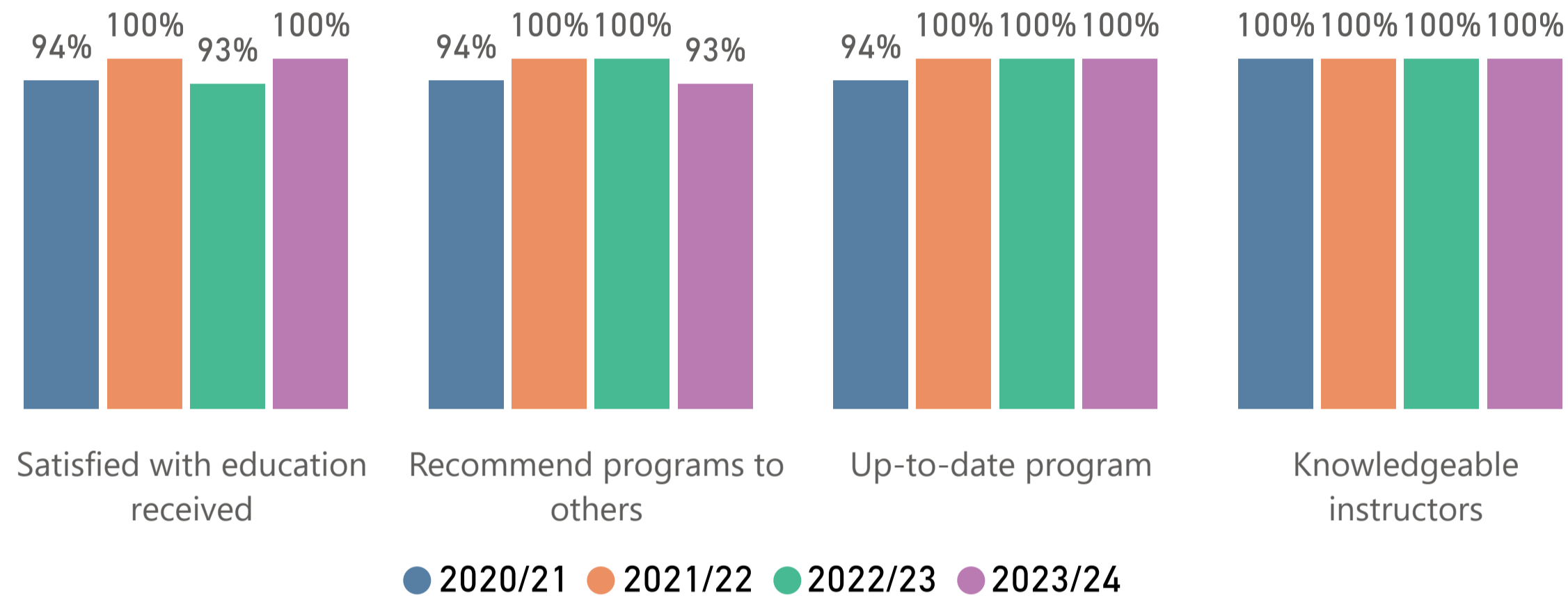
Note: Results with n<5 responses are too small of sample and are not displayed.

Salary Summary



This program provides knowledge and skills for employment in electrical construction, utilities, motor repair, and electrical equipment industries. Students learn electricity fundamentals, codes, wiring, and safety. Graduates may work with utility companies, contractors, manufacturers, distributors, and other related areas.

Top-Box Score Overview



Graduate Activity Summary

	2020/21	2021/22	2022/23	2023/24
Graduate employed in Manitoba	100%	92%	100%	100%
Self-Employed	-	-	-	8%
Looking for work	12%	-	-	14%
Student	-	-	-	-

Employment Outcome Comparison

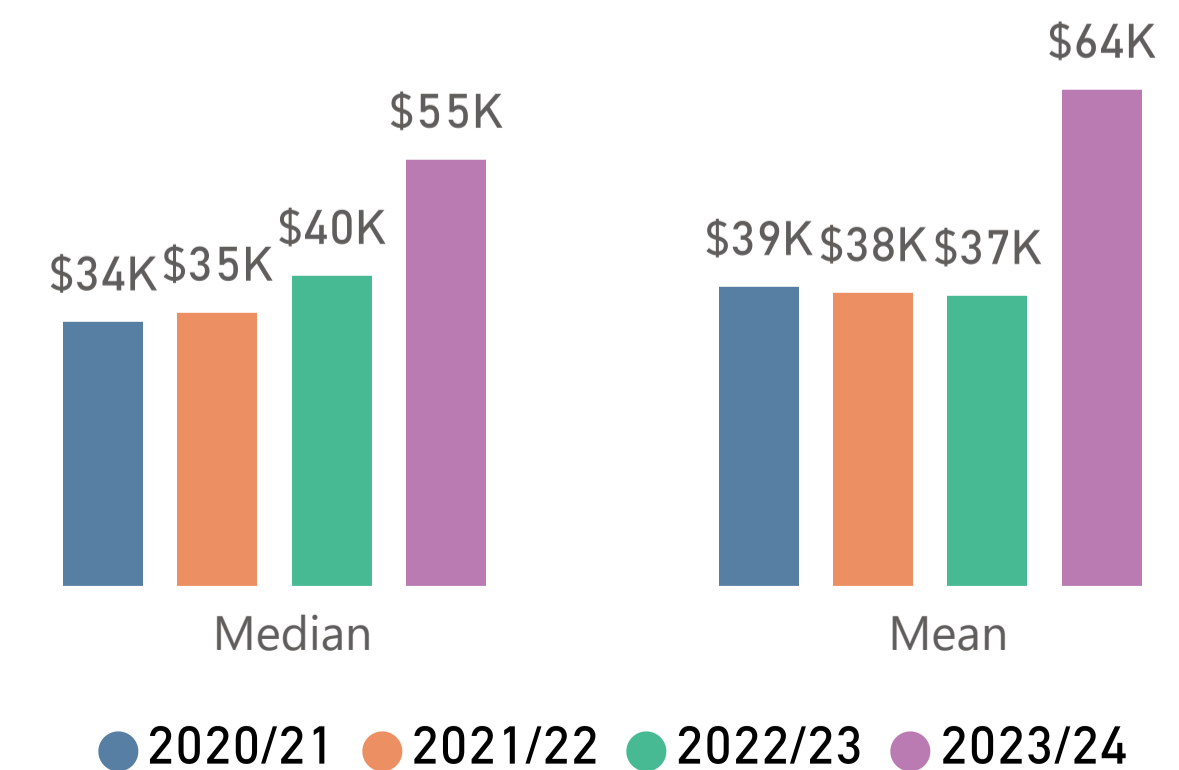
	2020/21	2021/22	2022/23	2023/24
Number of Graduates *	42	28	31	36
Respondent Count	17	13	15	14
Labour Force Employment Rate **	88%	100%	100%	86%
Training Related Employment Rate	93%	92%	87%	92%

* Number of Graduates is the count of graduates invited to participate in the survey.

** Labour force includes those who are employed and those who are looking for employment.

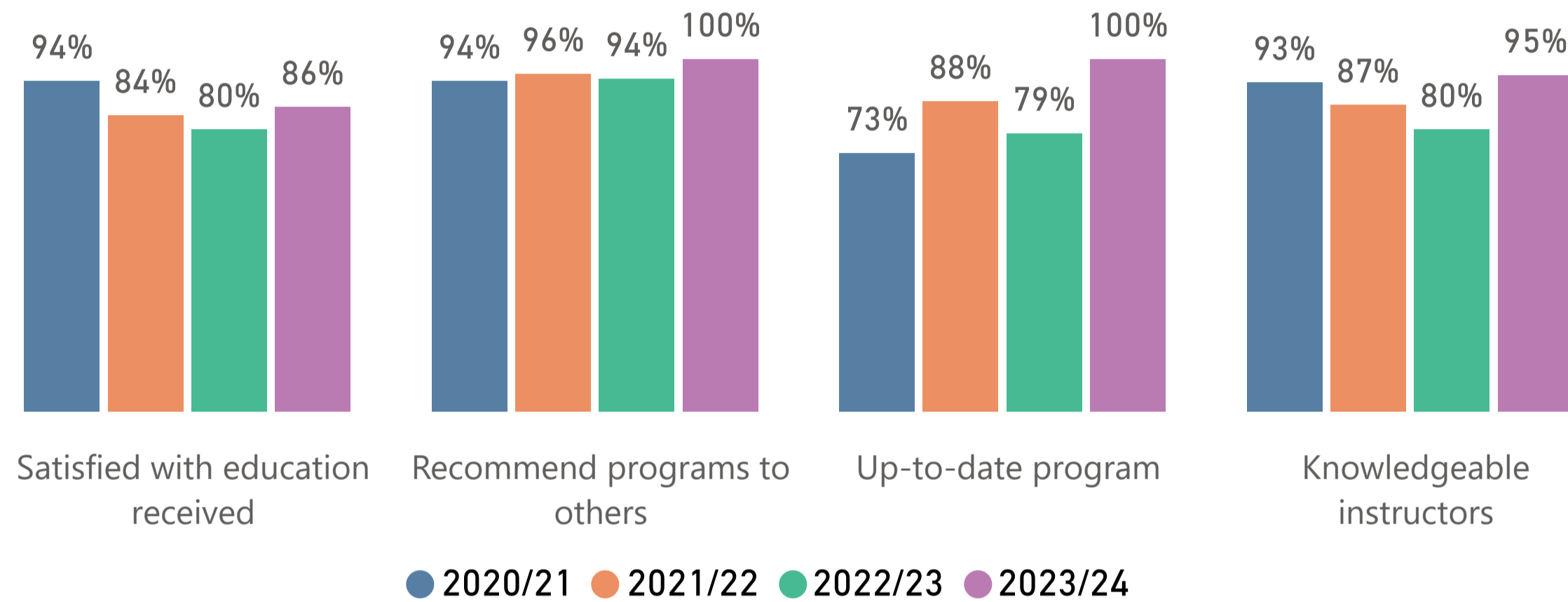
Note: Results with n<5 responses are too small of sample and are not displayed.

Salary Summary



This program trains you for entry-level employment as an engineering technologist in the electrical industry, which provides a broad range of employment opportunities. You develop the conceptual knowledge base and troubleshooting skills to prepare you for a range of roles that include design, installation, maintenance, production, and technical sales and support. Graduates work in R&D, project development, technical sales, servicing, design, and quality control.

Top-Box Score Overview



Graduate Activity Summary

	2020/21	2021/22	2022/23	2023/24
Graduate employed in Manitoba	100%	100%	87%	95%
Self-Employed	-	-	-	-
Looking for work	-	7%	4%	-
Student	-	-	-	5%

Employment Outcome Comparison

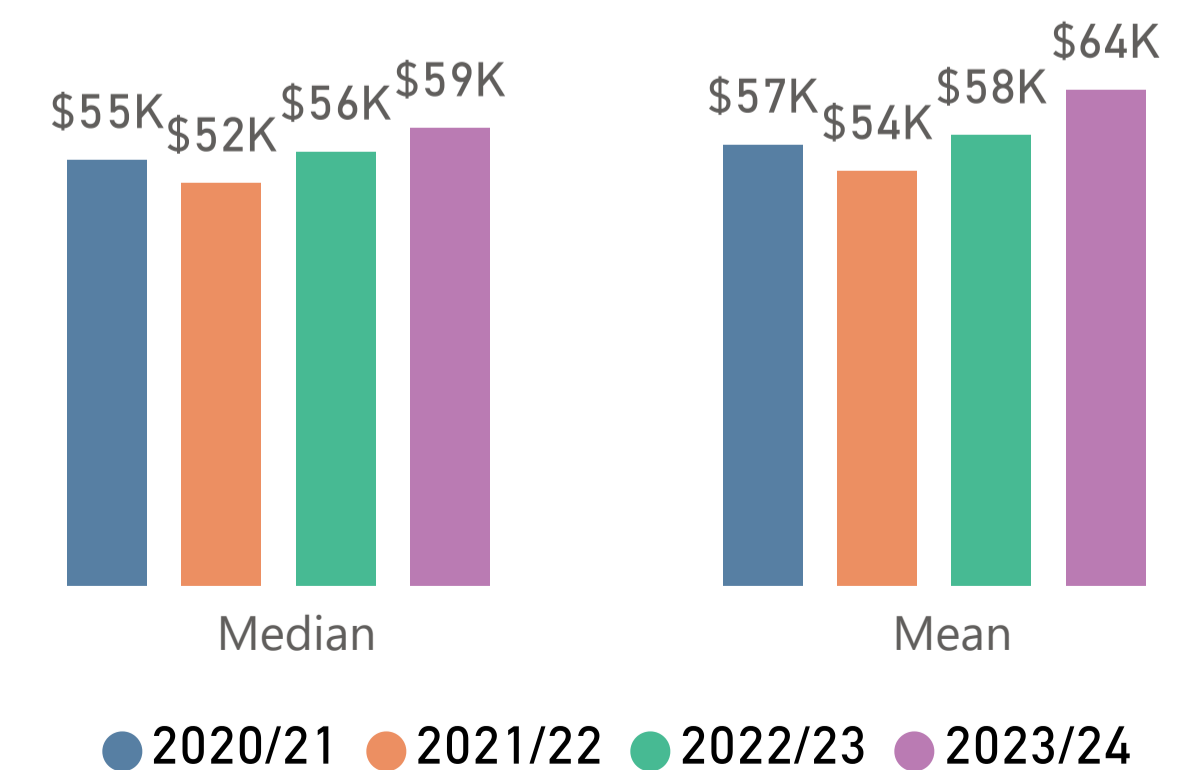
	2020/21	2021/22	2022/23	2023/24
Number of Graduates *	40	57	40	51
Respondent Count	17	28	23	22
Labour Force Employment Rate **	100%	93%	96%	100%
Training Related Employment Rate	100%	88%	95%	100%

* Number of Graduates is the count of graduates invited to participate in the survey.

** Labour force includes those who are employed and those who are looking for employment.

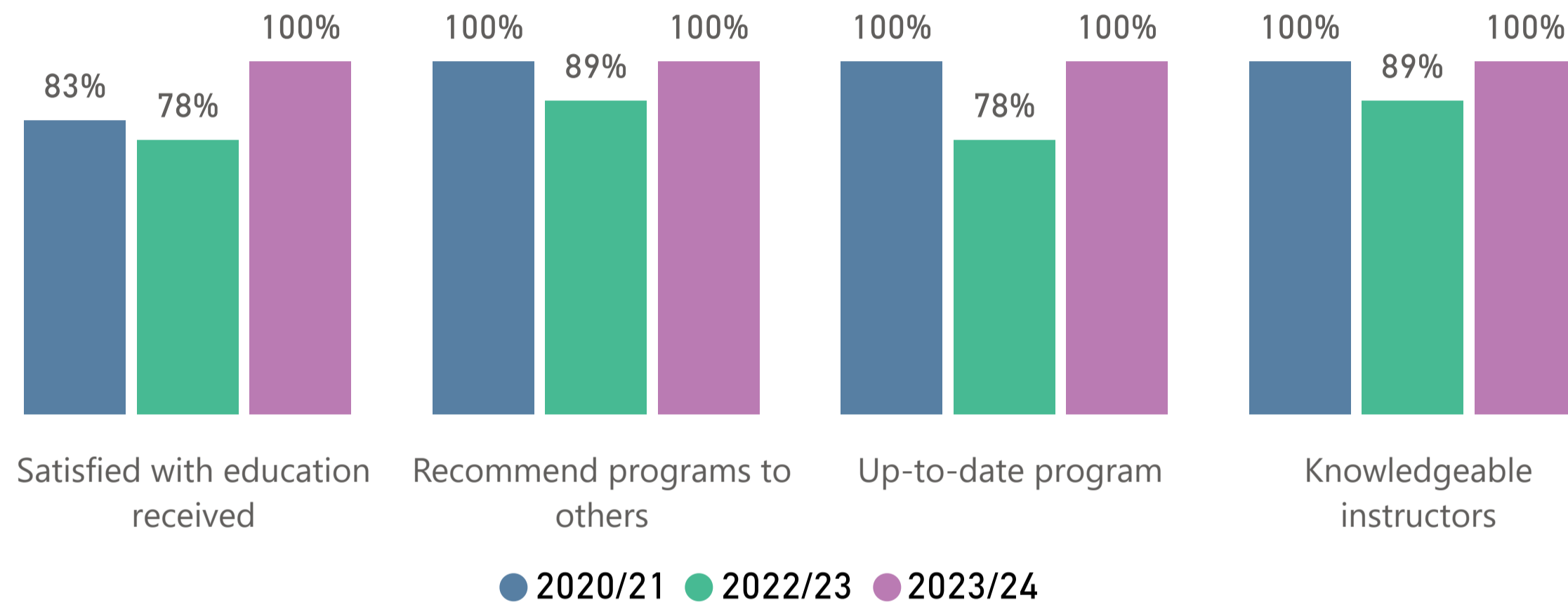
Note: Results with n<5 responses are too small of sample and are not displayed.

Salary Summary



This program focuses on a wide range of skill development areas including assessment, advocacy, communication, referral, parenting, and introduction to counseling skills. In addition, the curriculum will cover the theory of child and youth development, current theories of family dynamics, and the promotion of health and safety for children, youth and their families.

Top-Box Score Overview



Graduate Activity Summary

	2020/21	2021/22	2022/23	2023/24
Graduate employed in Manitoba	100%		100%	100%
Self-Employed	-		-	20%
Looking for work	-		-	25%
Student	17%		-	-

Employment Outcome Comparison

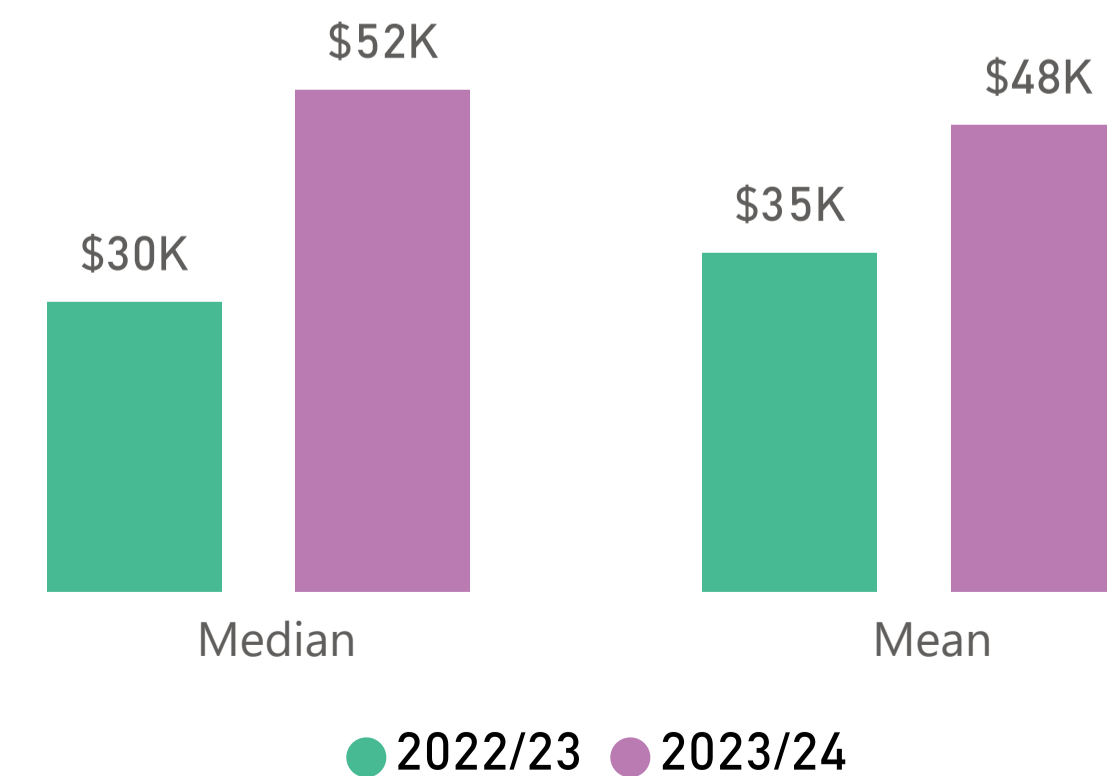
	2020/21	2021/22	2022/23	2023/24
Number of Graduates *	16	18	15	21
Respondent Count	6		10	8
Labour Force Employment Rate **	100%		100%	71%
Training Related Employment Rate	100%		90%	100%

* Number of Graduates is the count of graduates invited to participate in the survey.

** Labour force includes those who are employed and those who are looking for employment.

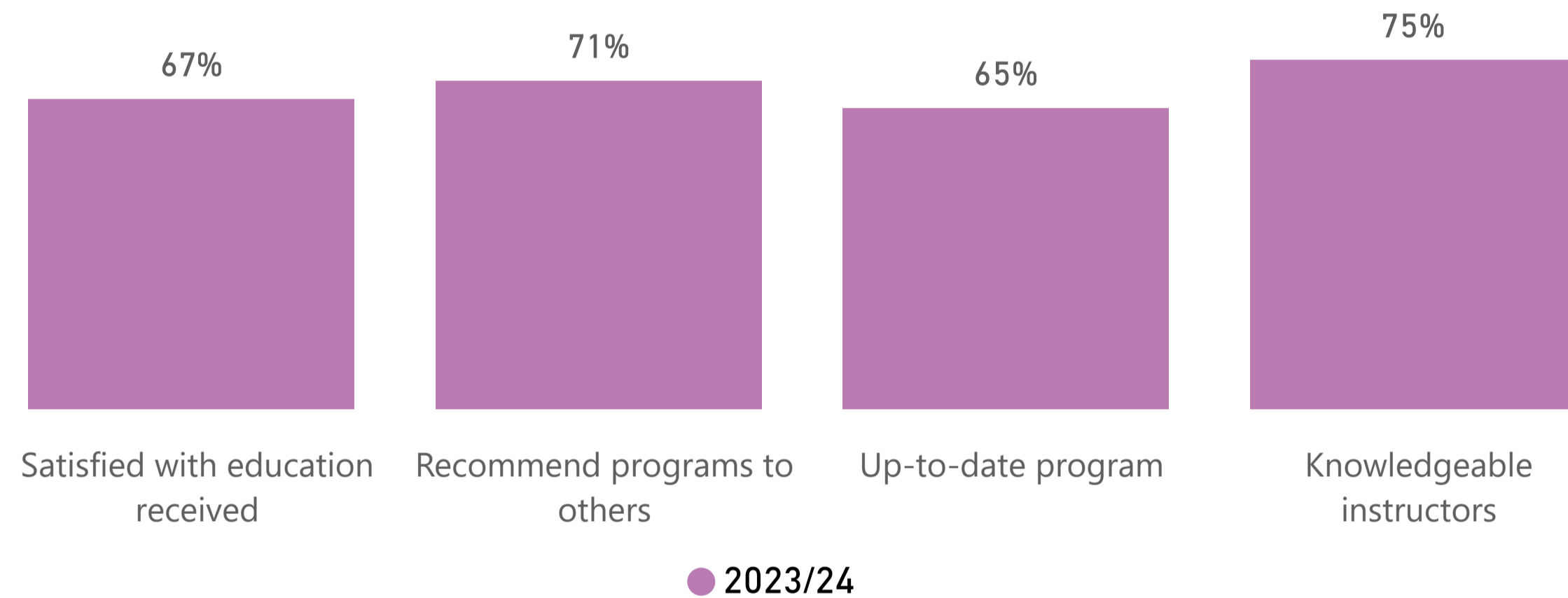
Note: Results with n<5 responses are too small of sample and are not displayed.

Salary Summary



Prepare for an in-demand career as a full stack web developer. This program provides you with the skills and abilities to manage the development of front-facing (what the user sees) and back-end (server-side) web technologies.

Top-Box Score Overview



Graduate Activity Summary

	2020/21	2021/22	2022/23	2023/24
Graduate employed in Manitoba				100%
Self-Employed				27%
Looking for work				11%
Student				-

Employment Outcome Comparison

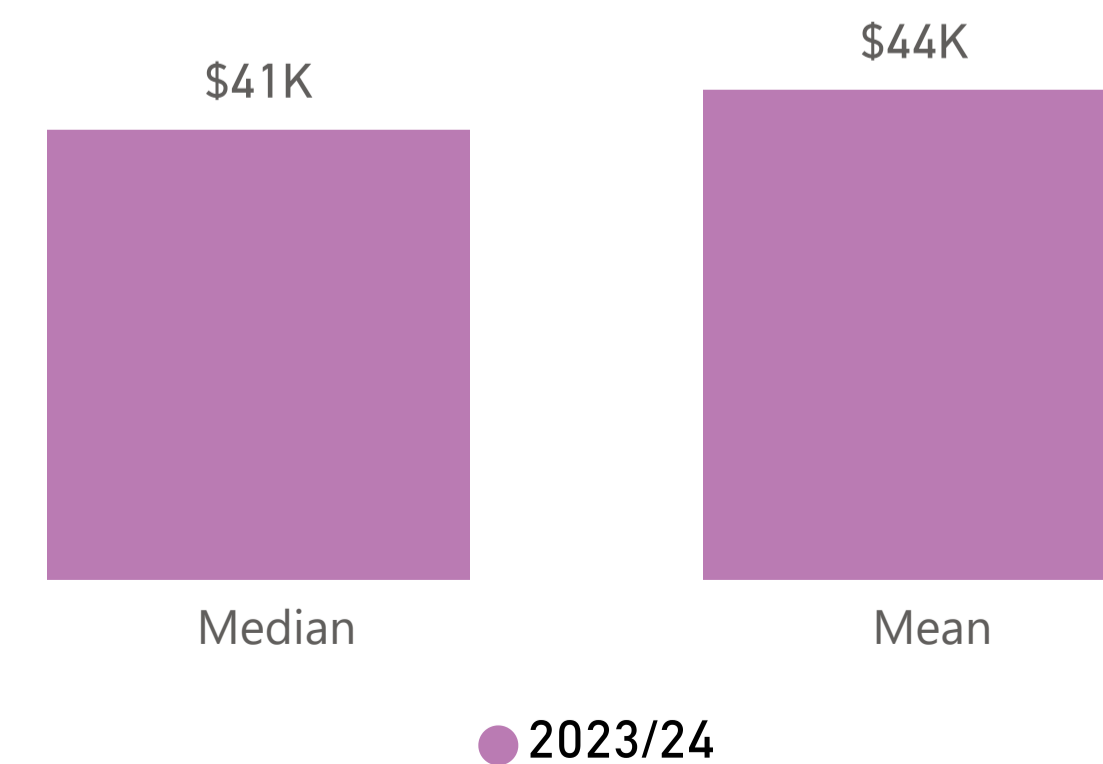
	2020/21	2021/22	2022/23	2023/24
Number of Graduates *			1	27
Respondent Count				18
Labour Force Employment Rate **				88%
Training Related Employment Rate				53%

* Number of Graduates is the count of graduates invited to participate in the survey.

** Labour force includes those who are employed and those who are looking for employment.

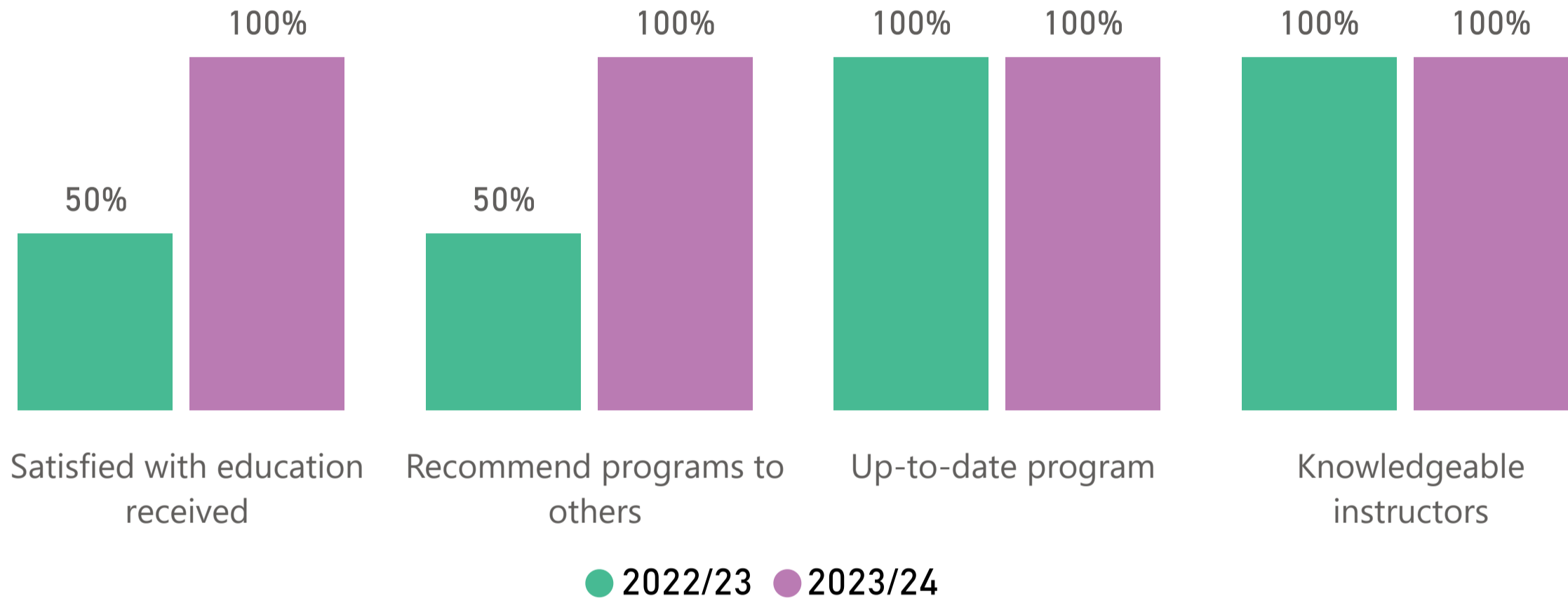
Note: Results with n<5 responses are too small of sample and are not displayed.

Salary Summary



Game Development is focused on providing graduates with the skill sets needed to pursue careers in video game development. A foundational pillar of this program is to solve creative and technical challenges in a collaborative team-based environment, allowing students to build a relevant portfolio of work showcasing their skills.

Top-Box Score Overview



Graduate Activity Summary

	2020/21	2021/22	2022/23	2023/24
Graduate employed in Manitoba			100%	100%
Self-Employed			-	-
Looking for work			33%	14%
Student			-	-

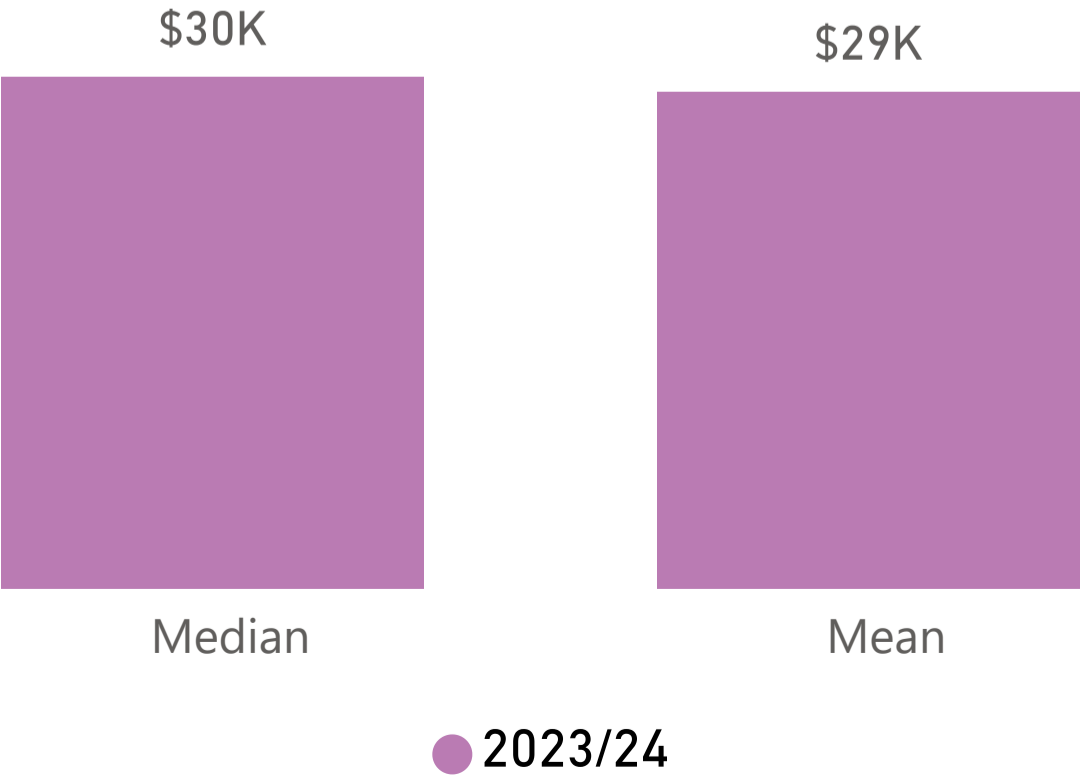
Employment Outcome Comparison

	2020/21	2021/22	2022/23	2023/24
Number of Graduates *			10	11
Respondent Count			6	7
Labour Force Employment Rate **			67%	86%
Training Related Employment Rate			33%	83%

* Number of Graduates is the count of graduates invited to participate in the survey.
 ** Labour force includes those who are employed and those who are looking for employment.

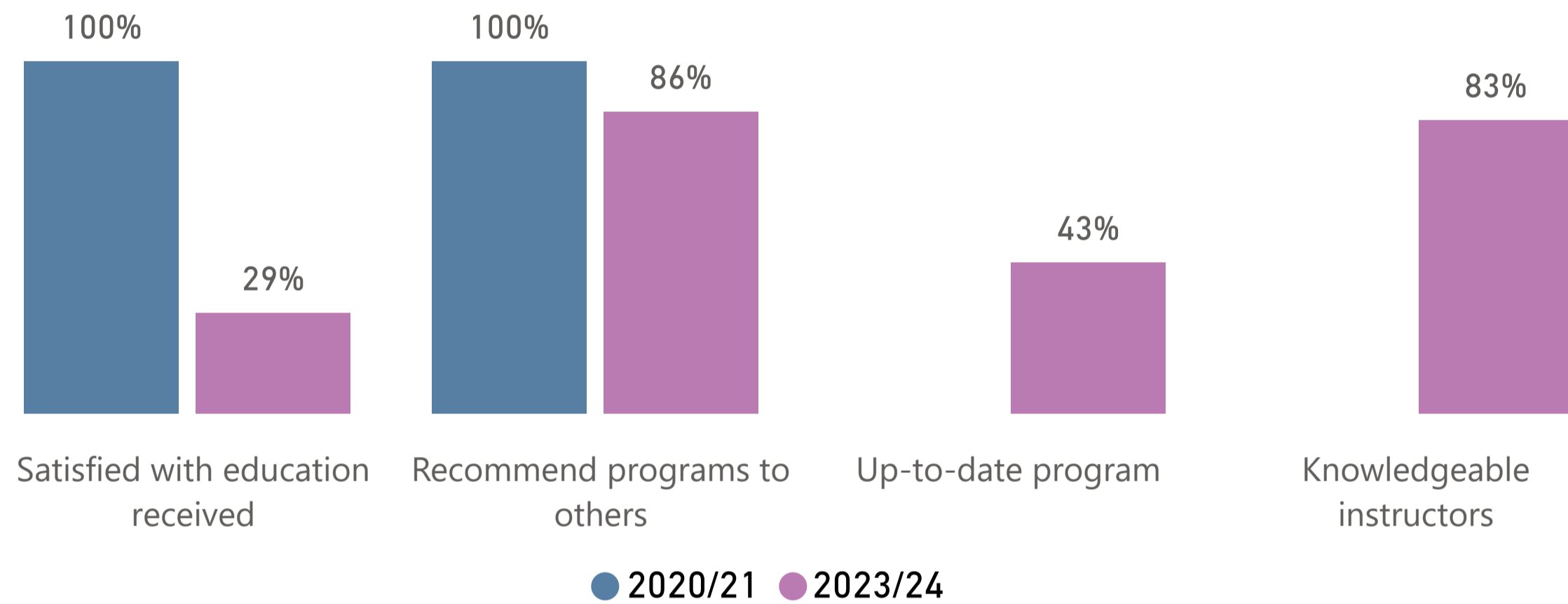
Note: Results with n<5 responses are too small of sample and are not displayed.

Salary Summary



Students of this program develop the fundamental skills for success in the field of graphic design. Students discover the latest trends and techniques in the graphic design industry and practice basic design application, composition, drawing and illustration to work in specific companies or graphic design departments, or as a freelancer or self-employed.

Top-Box Score Overview



Graduate Activity Summary

	2020/21	2021/22	2022/23	2023/24
Graduate employed in Manitoba	100%	-	75%	83%
Self-Employed	25%	-	-	-
Looking for work	-	-	-	14%
Student	20%	-	-	-

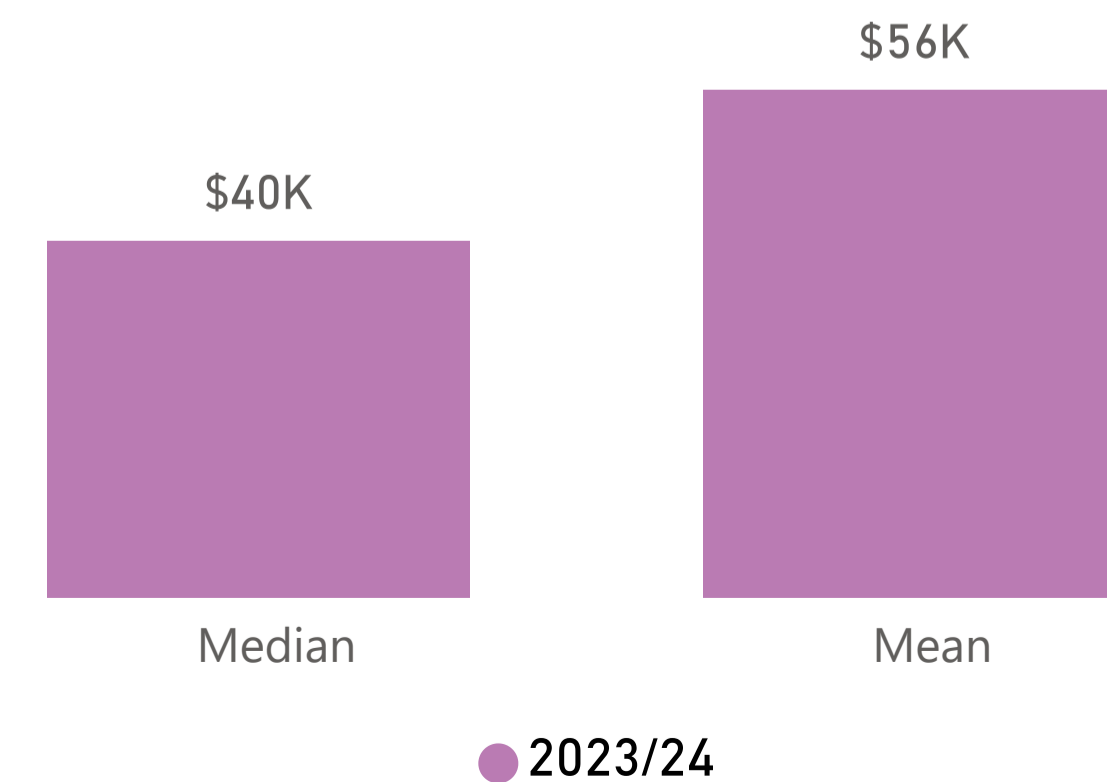
Employment Outcome Comparison

	2020/21	2021/22	2022/23	2023/24
Number of Graduates *	6	8	9	11
Respondent Count	5	-	6	7
Labour Force Employment Rate **	100%	-	100%	86%
Training Related Employment Rate	75%	-	67%	33%

* Number of Graduates is the count of graduates invited to participate in the survey.
 ** Labour force includes those who are employed and those who are looking for employment.

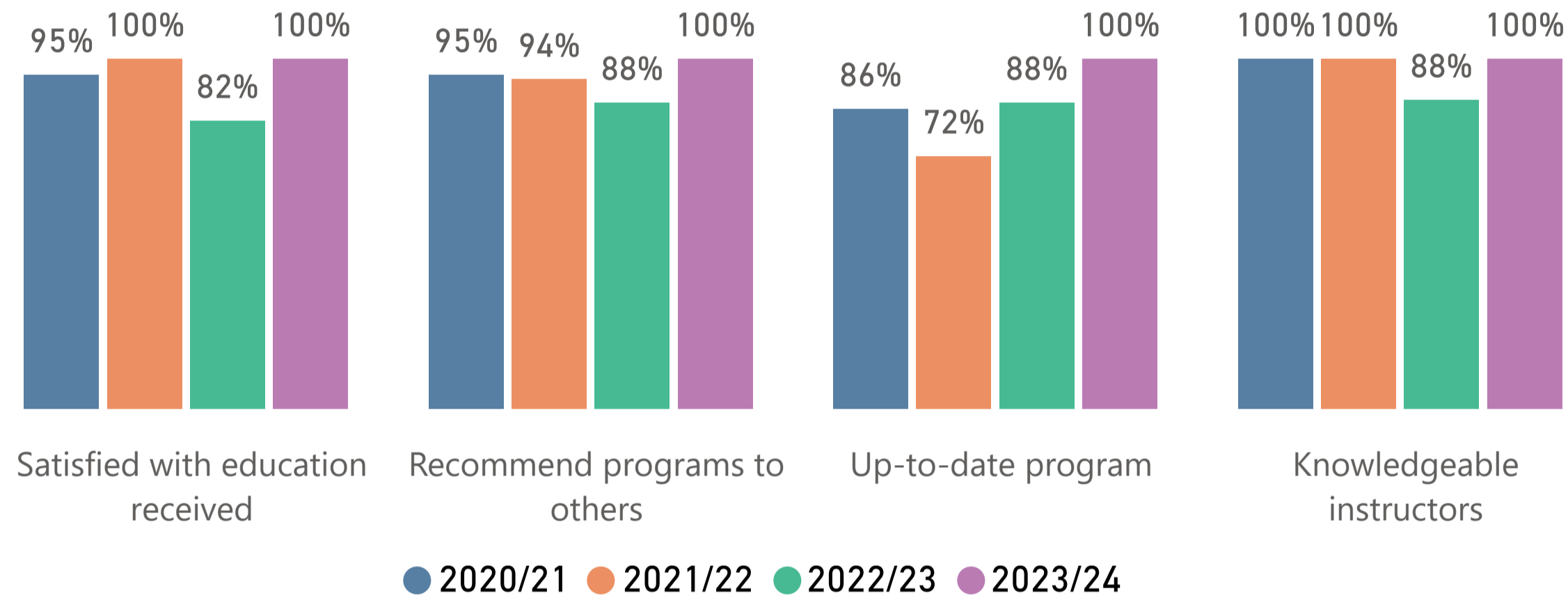
Note: Results with n<5 responses are too small of sample and are not displayed.

Salary Summary



This program provides up-to-date artistic training in graphic design technology, techniques and philosophy. It develops technical skills, knowledge, creativity, imagination and aesthetic discrimination. Graduates work as production specialists, designers, illustrators, art directors, or freelance artists.

Top-Box Score Overview



Graduate Activity Summary

	2020/21	2021/22	2022/23	2023/24
Graduate employed in Manitoba	100%	92%	100%	100%
Self-Employed	10%	-	14%	20%
Looking for work	8%	11%	27%	13%
Student	9%	19%	6%	-

Employment Outcome Comparison

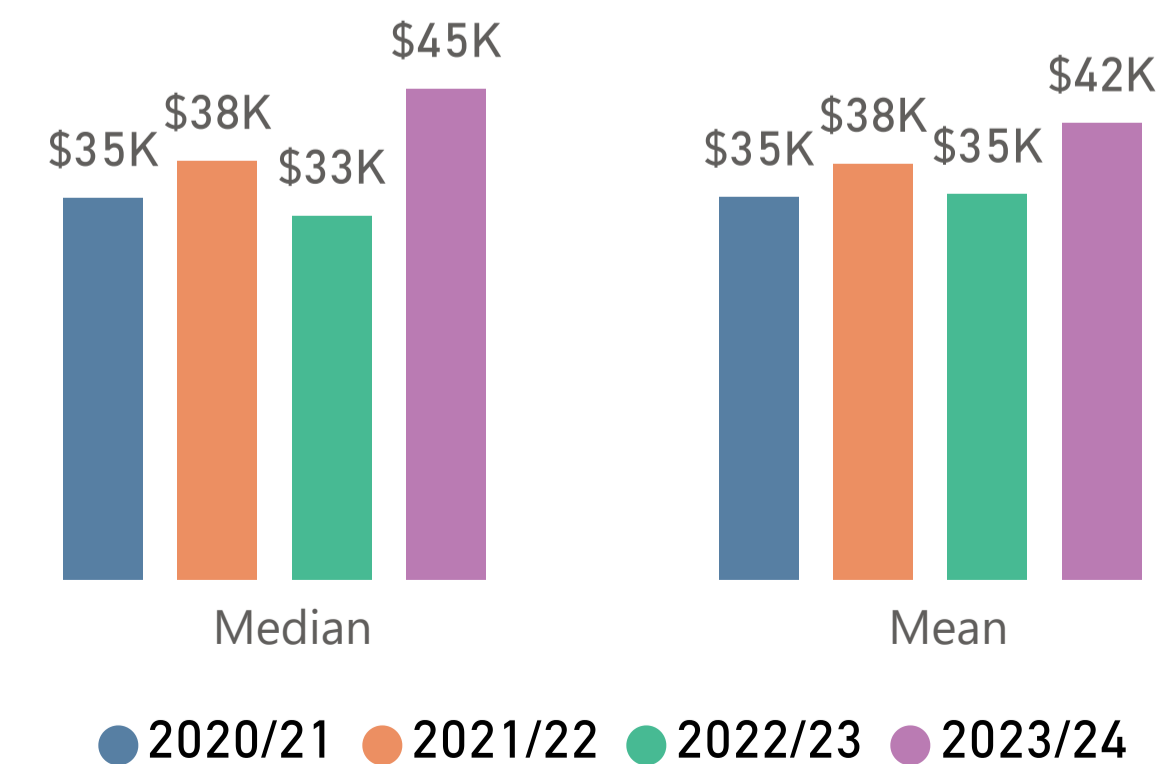
	2020/21	2021/22	2022/23	2023/24
Number of Graduates *	41	35	37	33
Respondent Count	24	18	22	23
Labour Force Employment Rate **	91%	87%	71%	87%
Training Related Employment Rate	85%	92%	71%	85%

* Number of Graduates is the count of graduates invited to participate in the survey.

** Labour force includes those who are employed and those who are looking for employment.

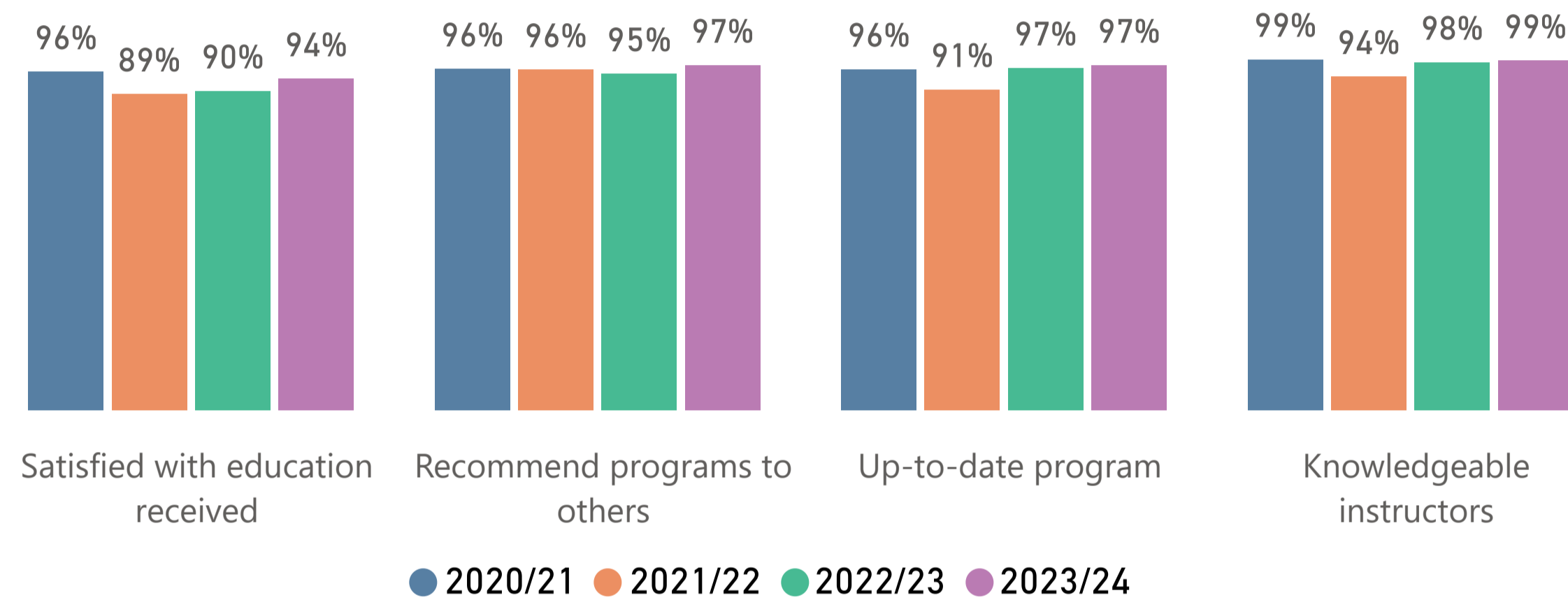
Note: Results with n<5 responses are too small of sample and are not displayed.

Salary Summary



This program develops the knowledge and skills needed to become a health care worker who, under the supervision of a nurse, assists hospital patients, personal care home residents, or home care clients. Health care aides help people to remain independent by assisting them with their physical, emotional, and social needs and their daily activities.

Top-Box Score Overview



Graduate Activity Summary

	2020/21	2021/22	2022/23	2023/24
Graduate employed in Manitoba	100%	100%	94%	100%
Self-Employed	2%	5%	5%	3%
Looking for work	1%	3%	2%	8%
Student	1%	-	-	4%

Employment Outcome Comparison

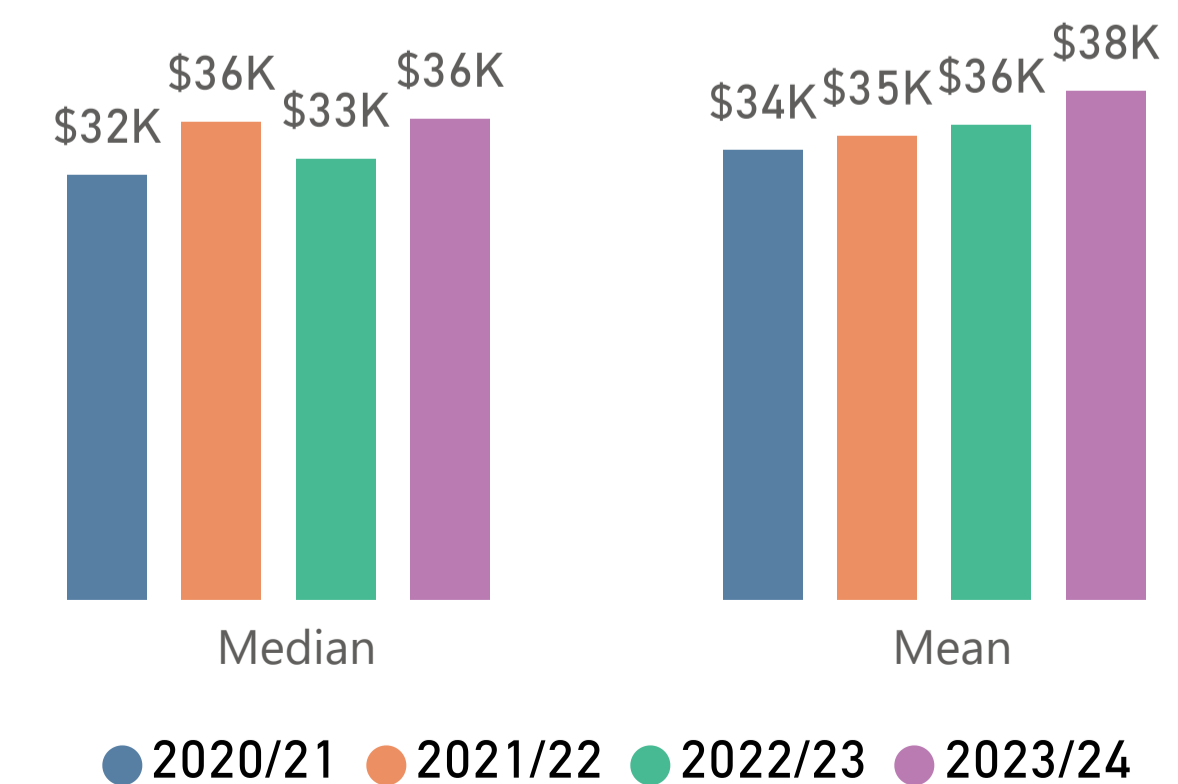
	2020/21	2021/22	2022/23	2023/24
Number of Graduates *	217	119	124	137
Respondent Count	117	59	62	78
Labour Force Employment Rate **	99%	97%	98%	92%
Training Related Employment Rate	96%	96%	95%	97%

* Number of Graduates is the count of graduates invited to participate in the survey.

** Labour force includes those who are employed and those who are looking for employment.

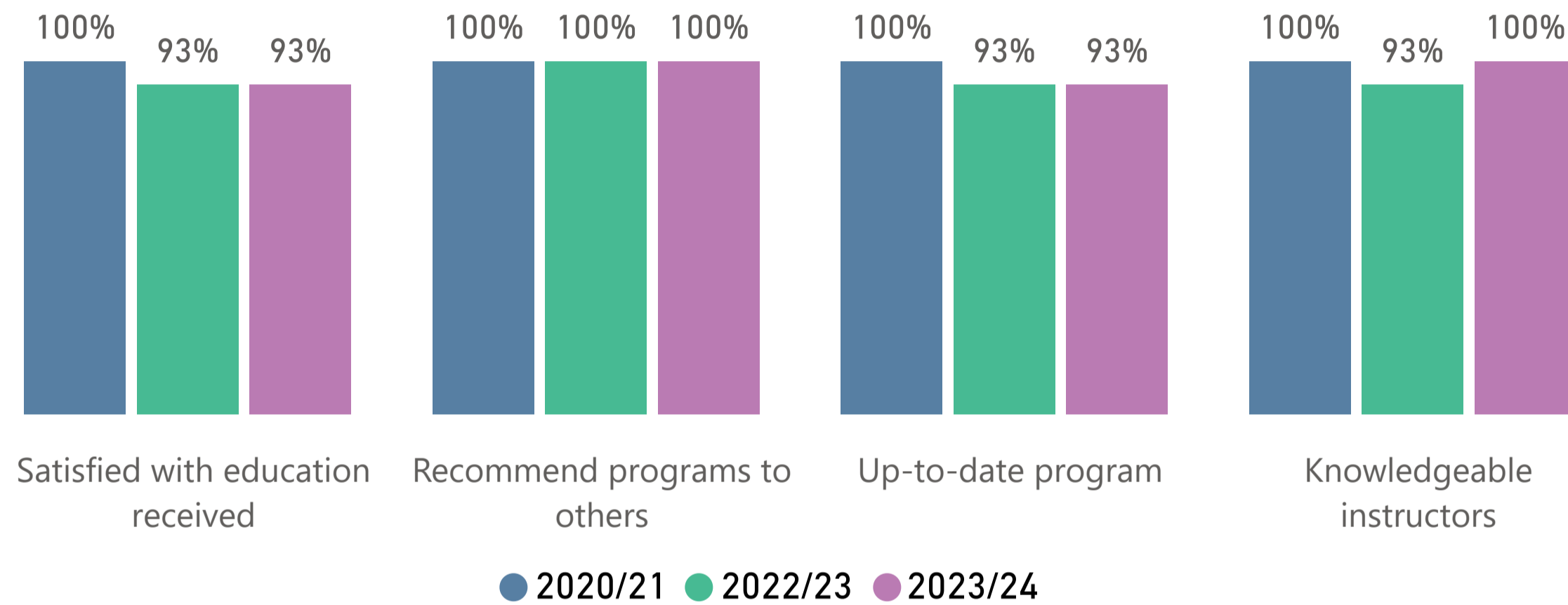
Note: Results with n<5 responses are too small of sample and are not displayed.

Salary Summary



The Health Care Aide develops knowledge and skills to assist patients under nurse supervision. Aides support physical, emotional, and social needs. Topics include communication, development, gerontological care, and home care. Lab and clinical experience included. You will learn the roles and responsibilities of a Health Unit Clerk (HUC).

Top-Box Score Overview



Graduate Activity Summary

	2020/21	2021/22	2022/23	2023/24
Graduate employed in Manitoba	100%		100%	100%
Self-Employed	10%		7%	13%
Looking for work	8%		-	-
Student	-		-	-

Employment Outcome Comparison

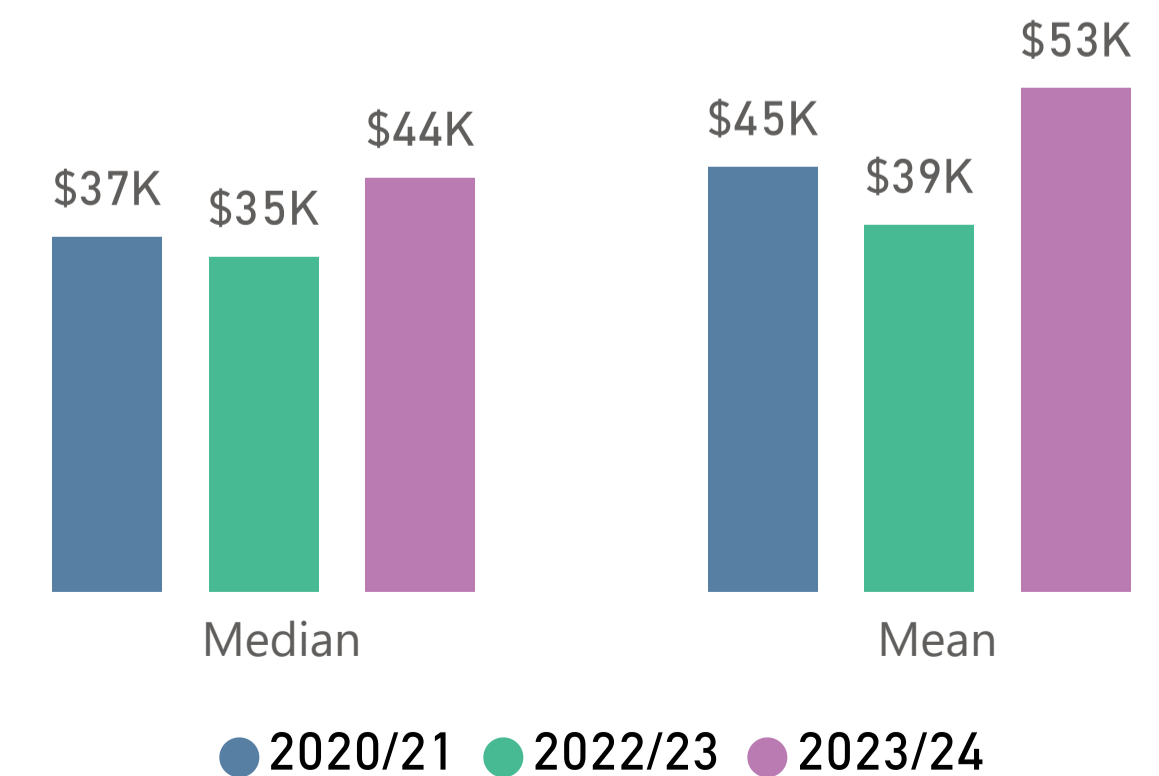
	2020/21	2021/22	2022/23	2023/24
Number of Graduates *	44	12	37	36
Respondent Count	12		16	15
Labour Force Employment Rate **	92%		100%	100%
Training Related Employment Rate	90%		93%	100%

* Number of Graduates is the count of graduates invited to participate in the survey.

** Labour force includes those who are employed and those who are looking for employment.

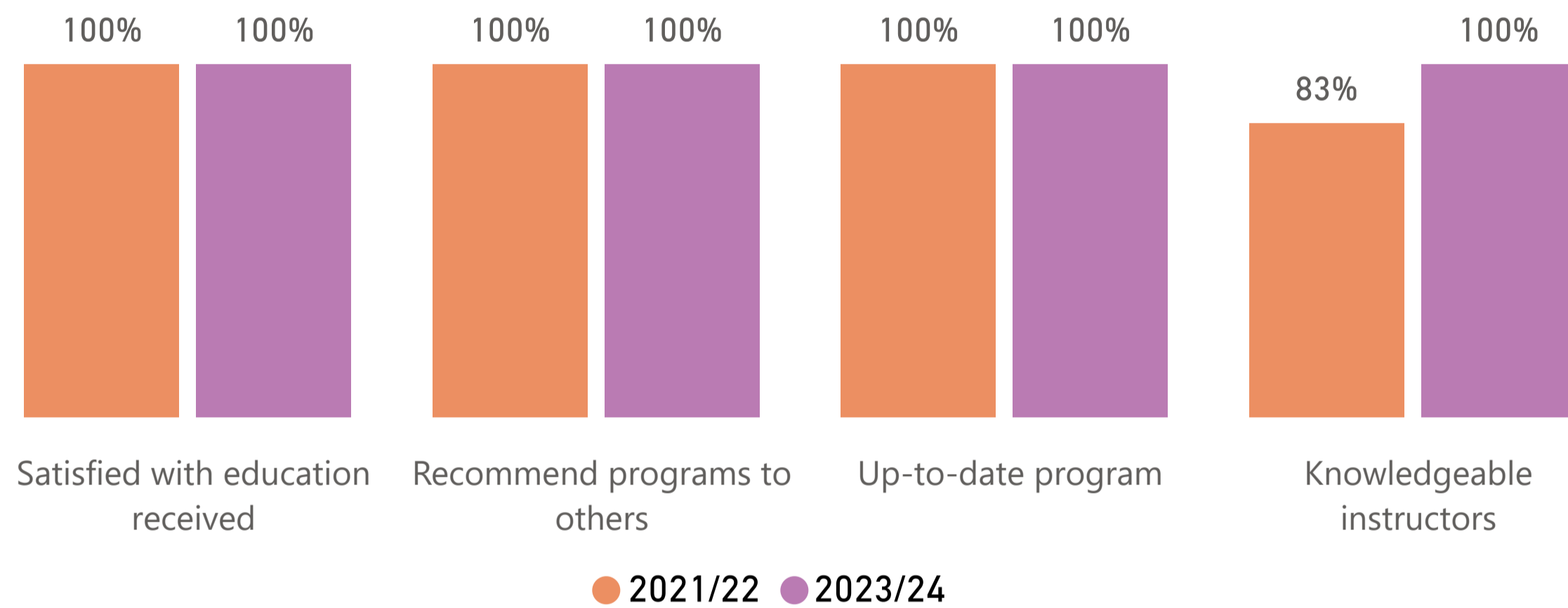
Note: Results with n<5 responses are too small of sample and are not displayed.

Salary Summary



This program develops skills to manage health information for care, administration, research, and education. Students train in specialized techniques. Graduates work in hospitals, clinics, treatment centres, government agencies, research, and rural facilities as sole-charge health information practitioners.

Top-Box Score Overview



Graduate Activity Summary

	2020/21	2021/22	2022/23	2023/24
Graduate employed in Manitoba		100%		100%
Self-Employed		-		-
Looking for work		-		-
Student		-		-

Employment Outcome Comparison

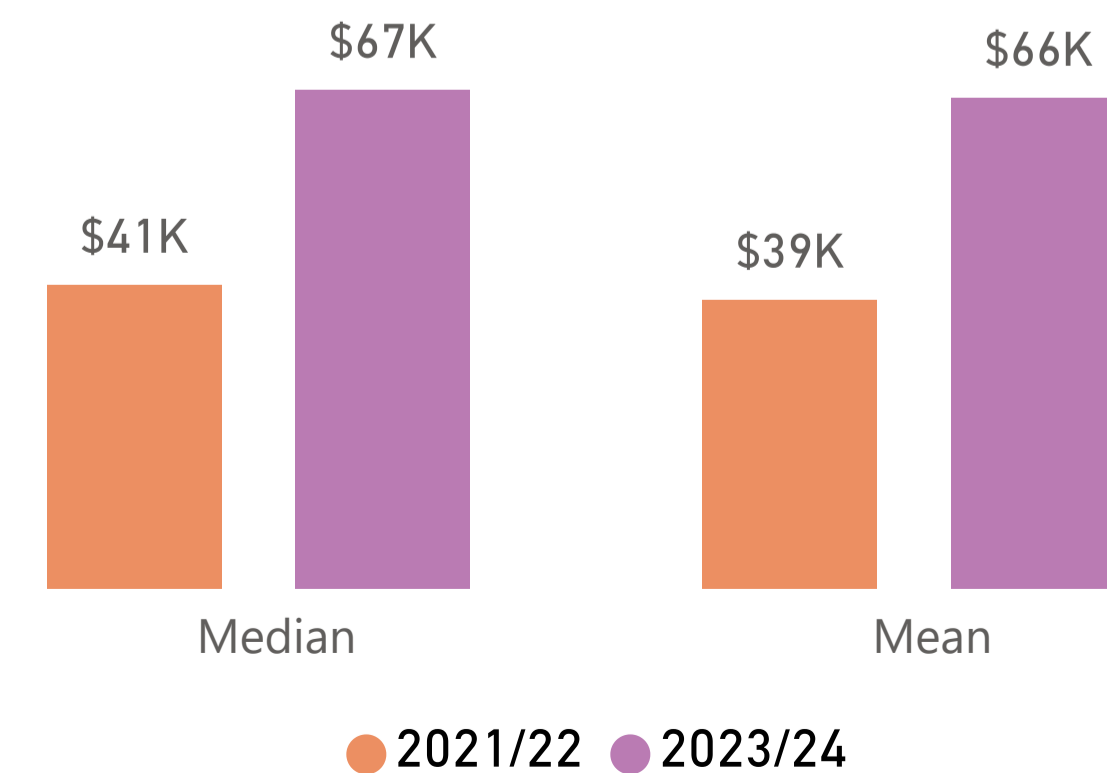
	2020/21	2021/22	2022/23	2023/24
Number of Graduates *		17		21
Respondent Count		12		9
Labour Force Employment Rate **		100%		100%
Training Related Employment Rate		83%		100%

* Number of Graduates is the count of graduates invited to participate in the survey.

** Labour force includes those who are employed and those who are looking for employment.

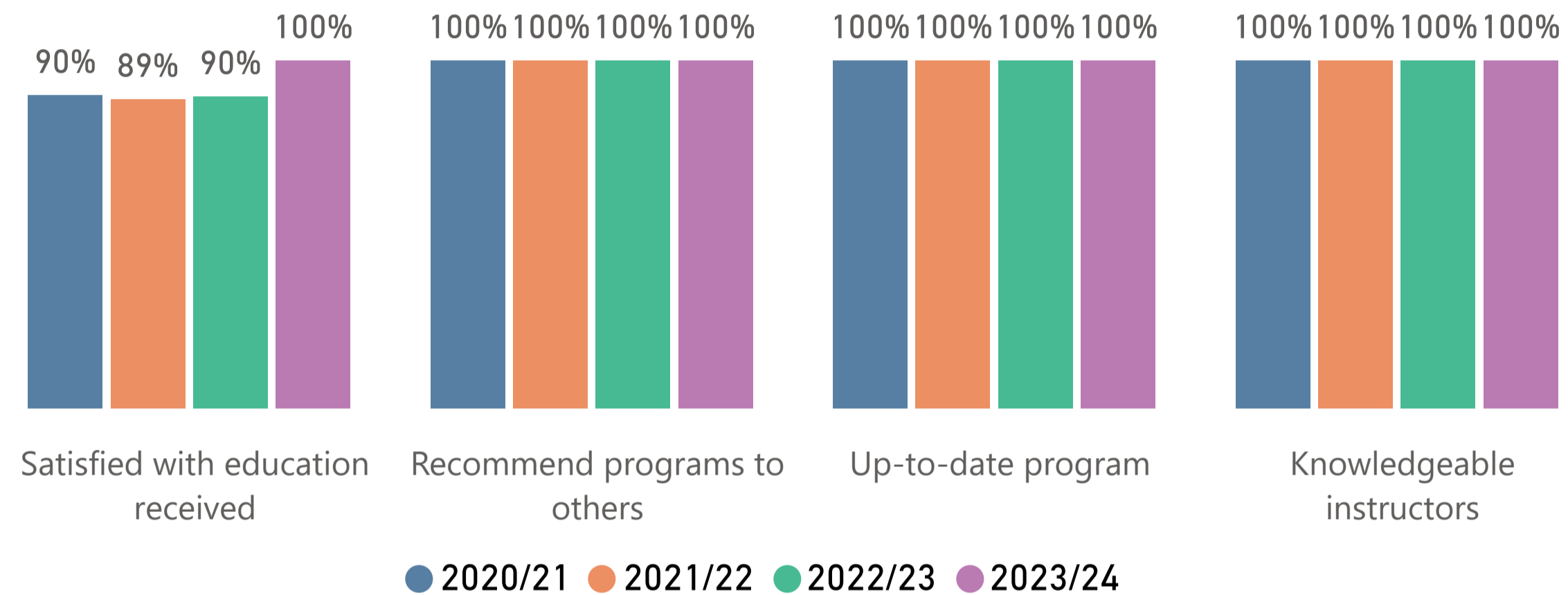
Note: Results with n<5 responses are too small of sample and are not displayed.

Salary Summary



This program is intended for individuals who are employed in health services and who want to develop their leadership and management skills. It was developed in collaboration with the Manitoba Chapter of the Canadian College of Health Leaders (CCHL) and is based on the CCHL's Certified Health Executive competencies.

Top-Box Score Overview



Graduate Activity Summary

	2020/21	2021/22	2022/23	2023/24
Graduate employed in Manitoba	100%	100%	100%	100%
Self-Employed	-	-	4%	-
Looking for work	-	10%	3%	-
Student	-	-	-	-

Employment Outcome Comparison

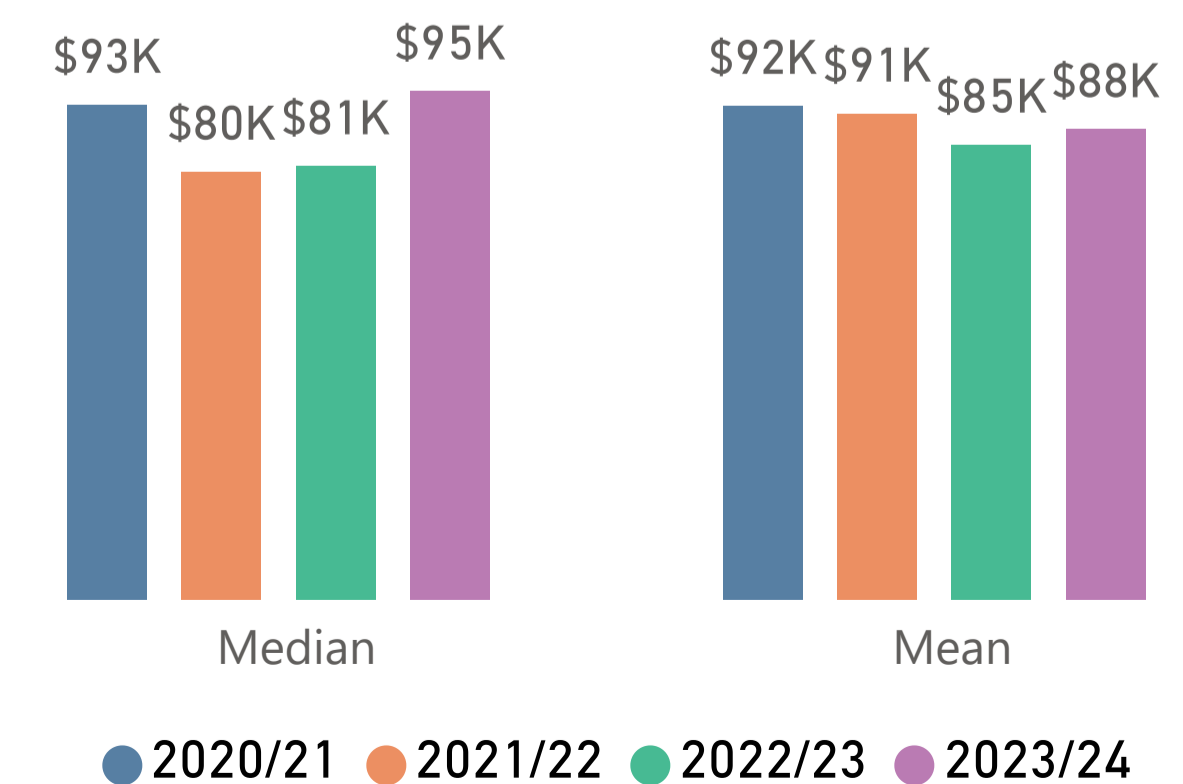
	2020/21	2021/22	2022/23	2023/24
Number of Graduates *	17	17	39	16
Respondent Count	10	10	29	10
Labour Force Employment Rate **	100%	90%	97%	100%
Training Related Employment Rate	90%	63%	100%	70%

* Number of Graduates is the count of graduates invited to participate in the survey.

** Labour force includes those who are employed and those who are looking for employment.

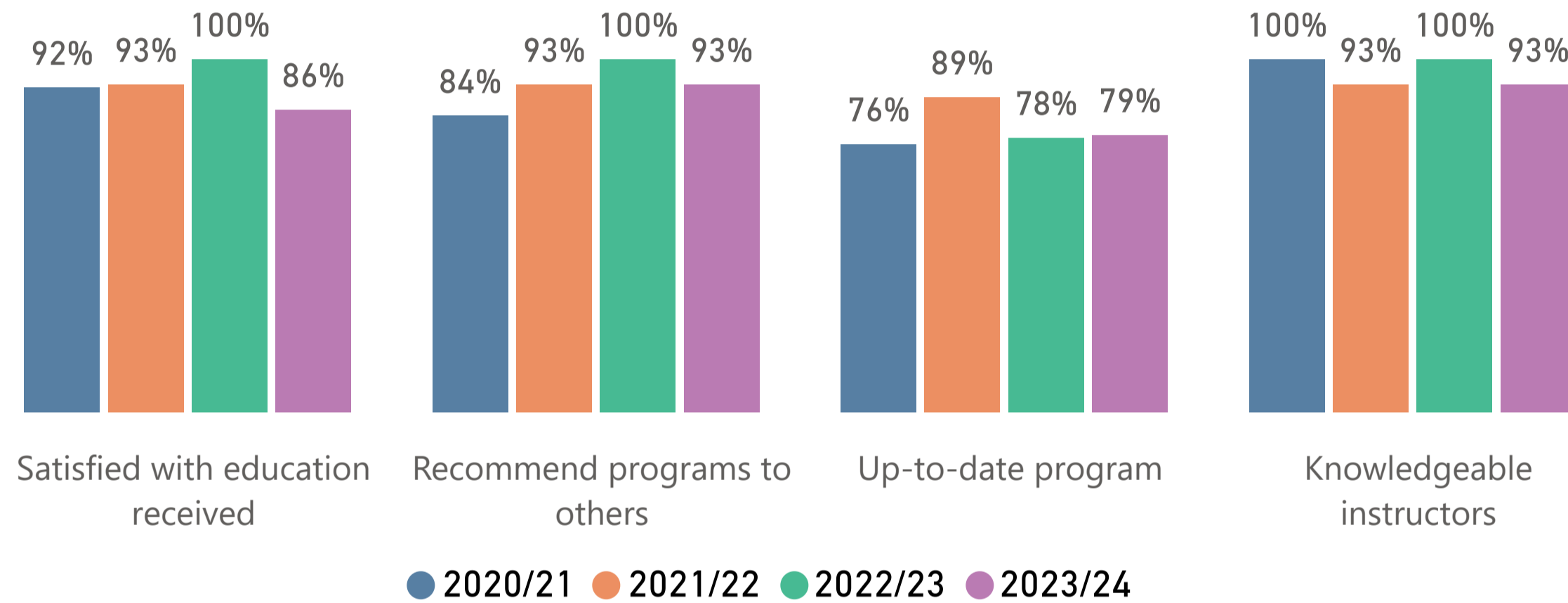
Note: Results with n<5 responses are too small of sample and are not displayed.

Salary Summary



Students of this program acquire the knowledge, and skills required to function as part of the health care team. They learn the roles and responsibilities of a Health Unit Clerk including maintaining patient and unit records, processing physician orders, diagnostic and laboratory orders and managing unit supplies.

Top-Box Score Overview



Graduate Activity Summary

	2020/21	2021/22	2022/23	2023/24
Graduate employed in Manitoba	100%	100%	100%	100%
Self-Employed	-	4%	-	-
Looking for work	4%	3%	-	7%
Student	-	-	-	-

Employment Outcome Comparison

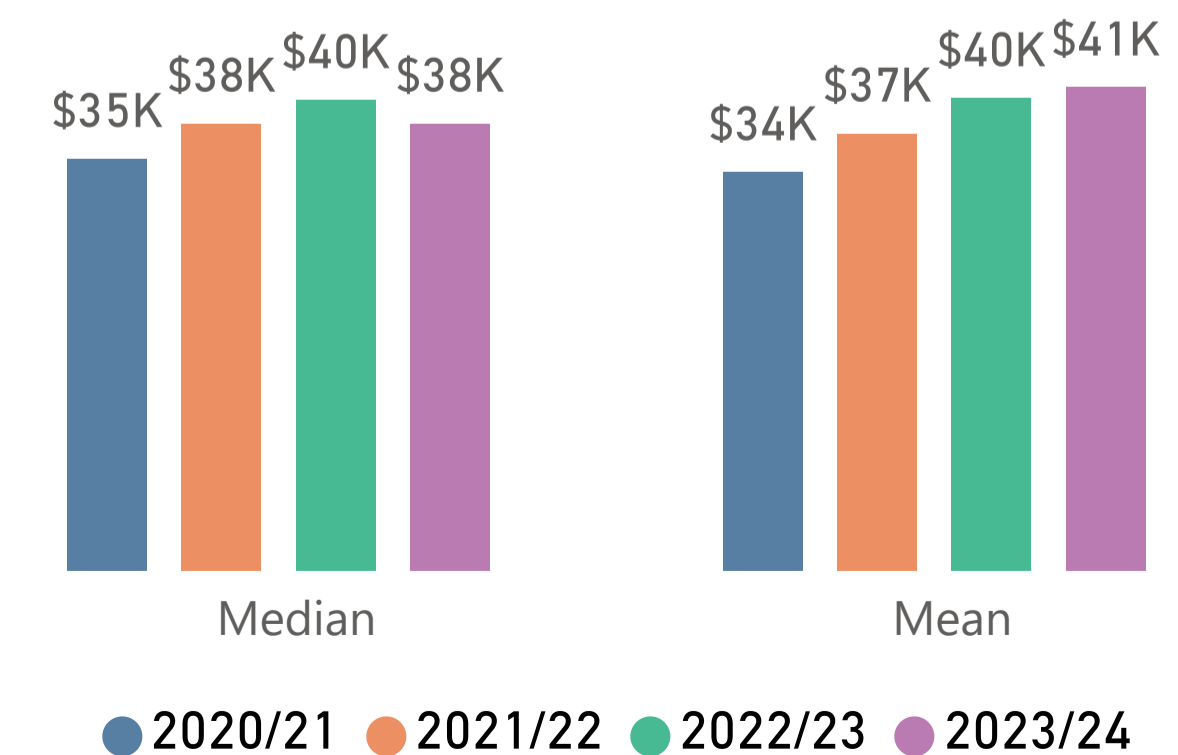
	2020/21	2021/22	2022/23	2023/24
Number of Graduates *	44	54	31	40
Respondent Count	26	29	9	14
Labour Force Employment Rate **	96%	96%	100%	93%
Training Related Employment Rate	92%	93%	89%	92%

* Number of Graduates is the count of graduates invited to participate in the survey.

** Labour force includes those who are employed and those who are looking for employment.

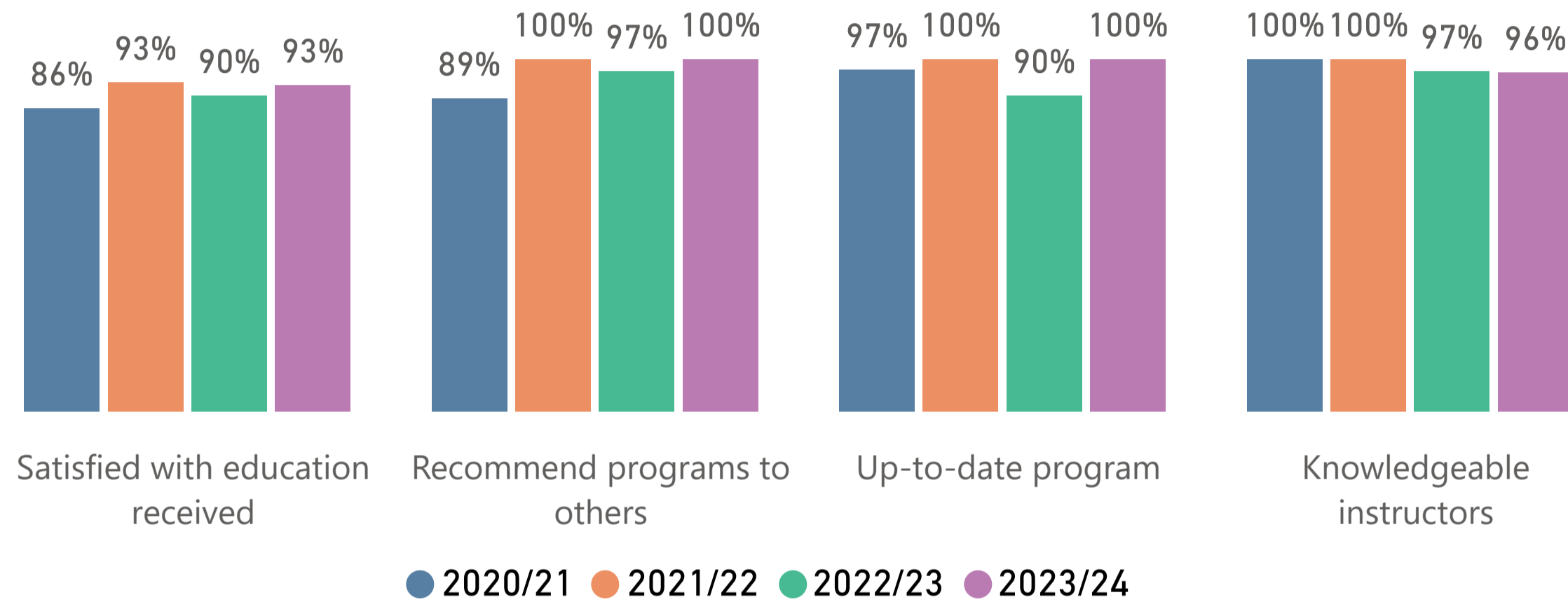
Note: Results with n<5 responses are too small of sample and are not displayed.

Salary Summary



This program is designed to prepare students to adjust, service, and repair a variety of heavy mobile equipment, usually diesel powered, used in construction, agricultural, or highway transportation. Students develop basic knowledge and skills required to perform routine maintenance and repairs.

Top-Box Score Overview



Graduate Activity Summary

	2020/21	2021/22	2022/23	2023/24
Graduate employed in Manitoba	96%	100%	100%	100%
Self-Employed	8%	-	14%	4%
Looking for work	3%	-	9%	7%
Student	3%	-	-	-

Employment Outcome Comparison

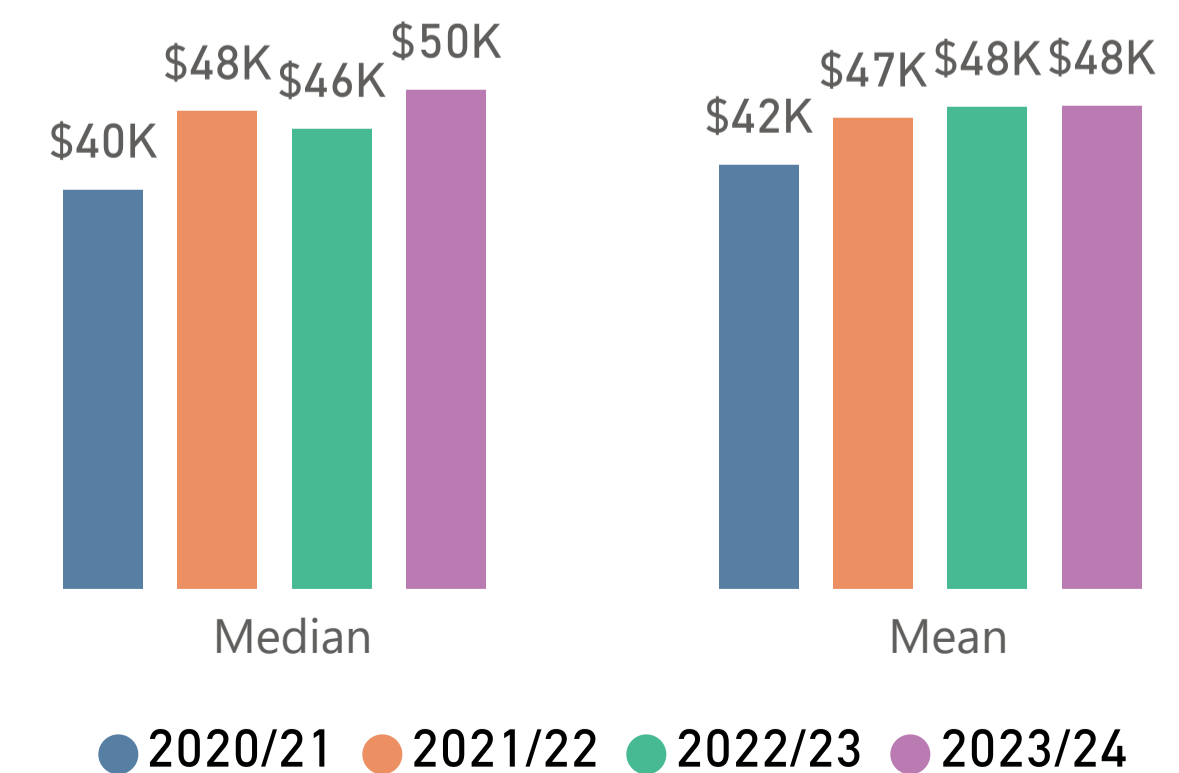
	2020/21	2021/22	2022/23	2023/24
Number of Graduates *	83	63	71	59
Respondent Count	40	31	34	27
Labour Force Employment Rate **	97%	100%	91%	93%
Training Related Employment Rate	87%	97%	93%	96%

* Number of Graduates is the count of graduates invited to participate in the survey.

** Labour force includes those who are employed and those who are looking for employment.

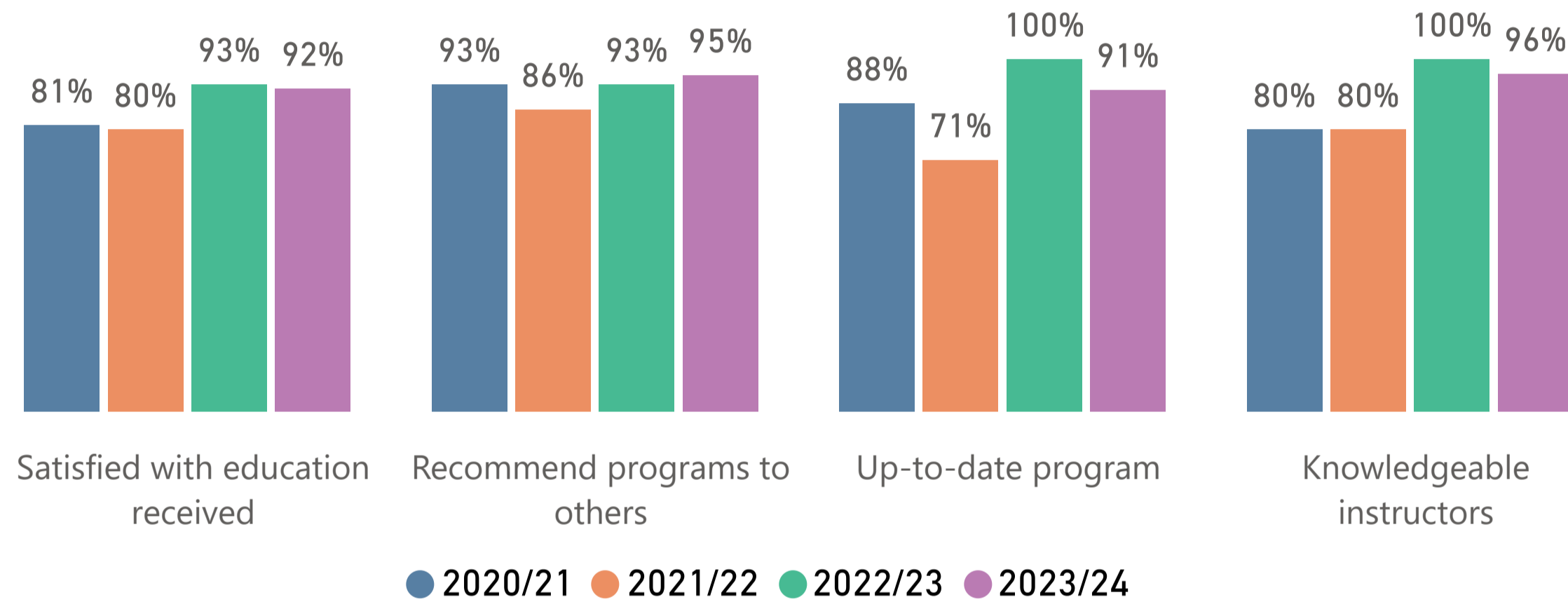
Note: Results with n<5 responses are too small of sample and are not displayed.

Salary Summary



Students who exit with a certificate after first year of this program are prepared to work in the hospitality industry having developed fundamental business and customer service skills. It is recommended that students complete the second year to obtain a diploma in either the Hotel & Restaurant Management or Tourism Management majors to be most competitive in the marketplace after graduation.

Top-Box Score Overview



Graduate Activity Summary

	2020/21	2021/22	2022/23	2023/24
Graduate employed in Manitoba	100%	87%	100%	96%
Self-Employed	6%	19%	-	-
Looking for work	-	-	-	-
Student	-	-	-	-

Employment Outcome Comparison

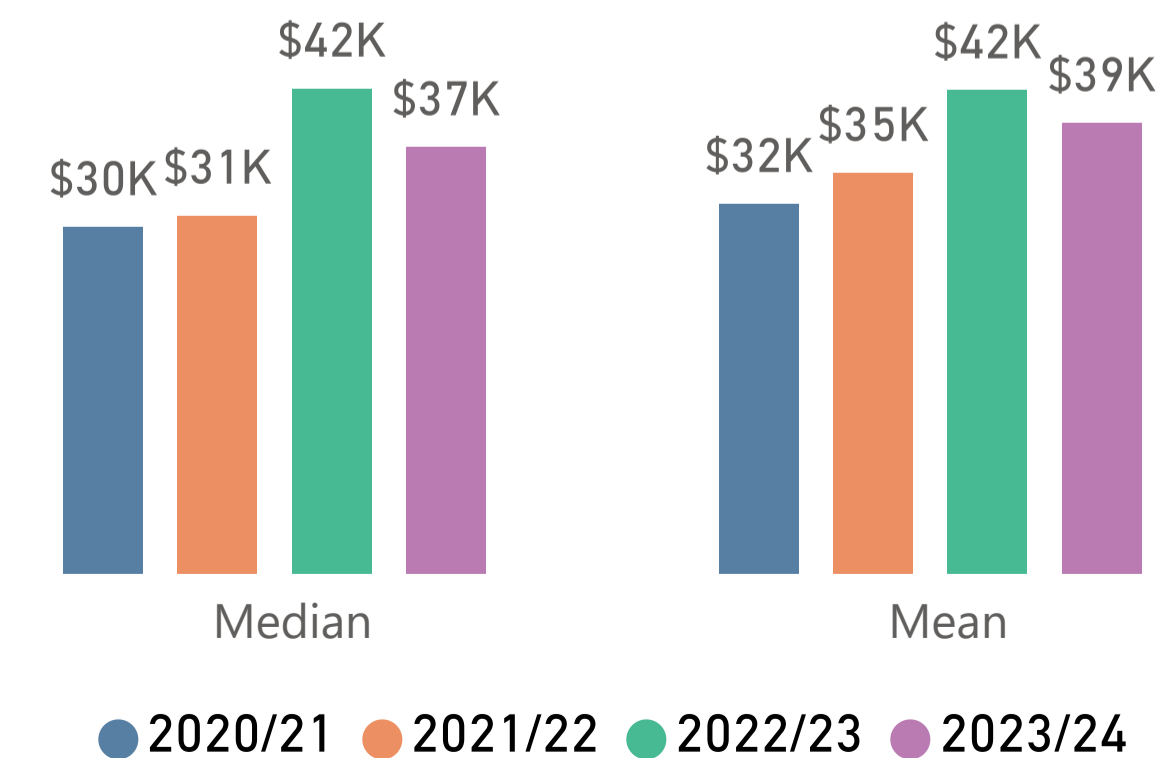
	2020/21	2021/22	2022/23	2023/24
Number of Graduates *	41	52	42	68
Respondent Count	16	17	16	24
Labour Force Employment Rate **	100%	100%	100%	100%
Training Related Employment Rate	81%	100%	94%	92%

* Number of Graduates is the count of graduates invited to participate in the survey.

** Labour force includes those who are employed and those who are looking for employment.

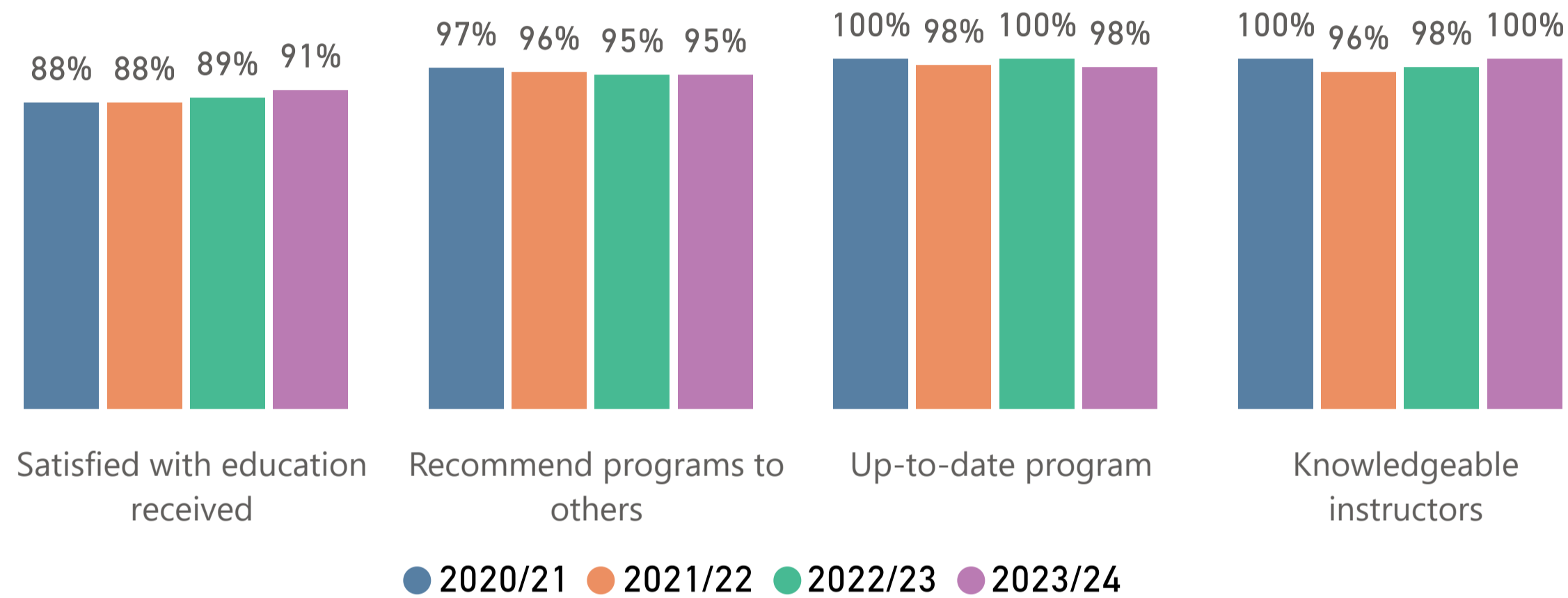
Note: Results with n<5 responses are too small of sample and are not displayed.

Salary Summary



Students of this program can prepare for a career in HRM. The program is accredited by Chartered Professionals in Human Resources Manitoba. Graduates of RRC Polytech's HR Management Certificate program have five years from graduation to apply to waive writing the National Knowledge Exam (NKE). Employment opportunities include positions as Human Resource Managers, Administrators, Advisors and Analysts.

Top-Box Score Overview



Graduate Activity Summary

	2020/21	2021/22	2022/23	2023/24
Graduate employed in Manitoba	91%	94%	90%	88%
Self-Employed	-	-	2%	2%
Looking for work	5%	5%	4%	4%
Student	3%	-	-	-

Employment Outcome Comparison

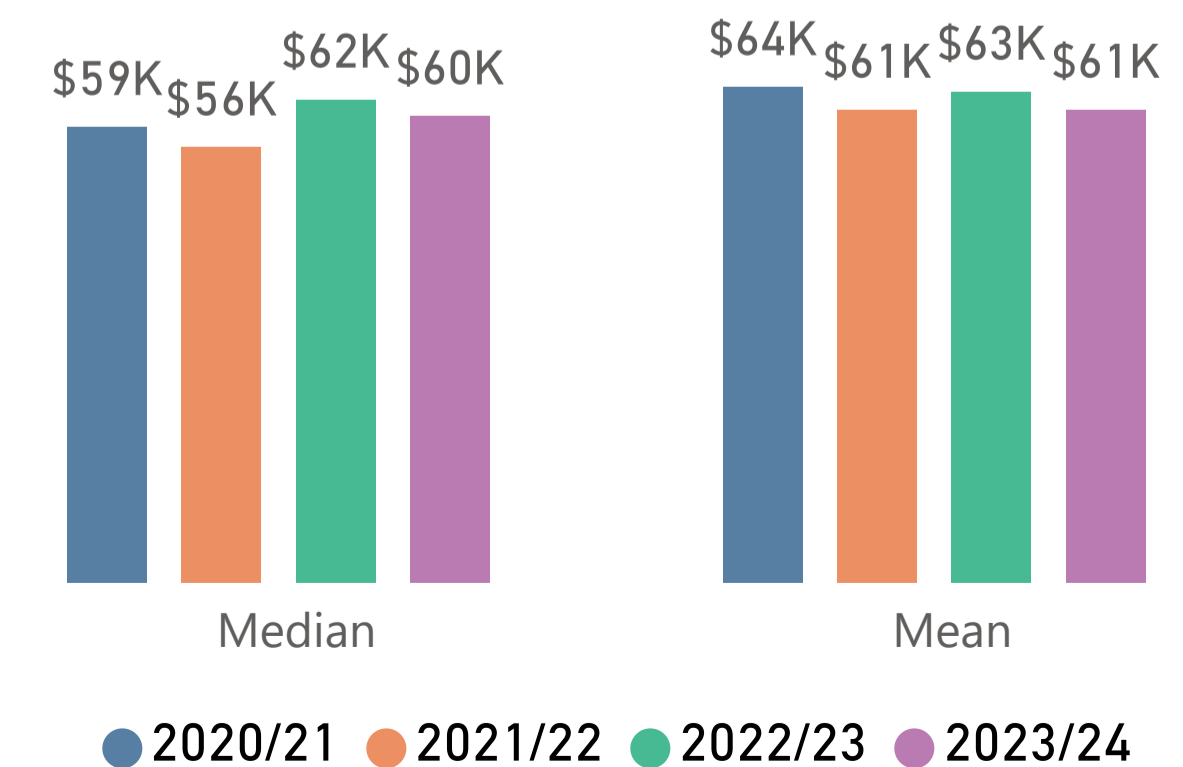
	2020/21	2021/22	2022/23	2023/24
Number of Graduates *	69	103	76	71
Respondent Count	40	61	45	45
Labour Force Employment Rate **	94%	95%	96%	96%
Training Related Employment Rate	74%	71%	79%	72%

* Number of Graduates is the count of graduates invited to participate in the survey.

** Labour force includes those who are employed and those who are looking for employment.

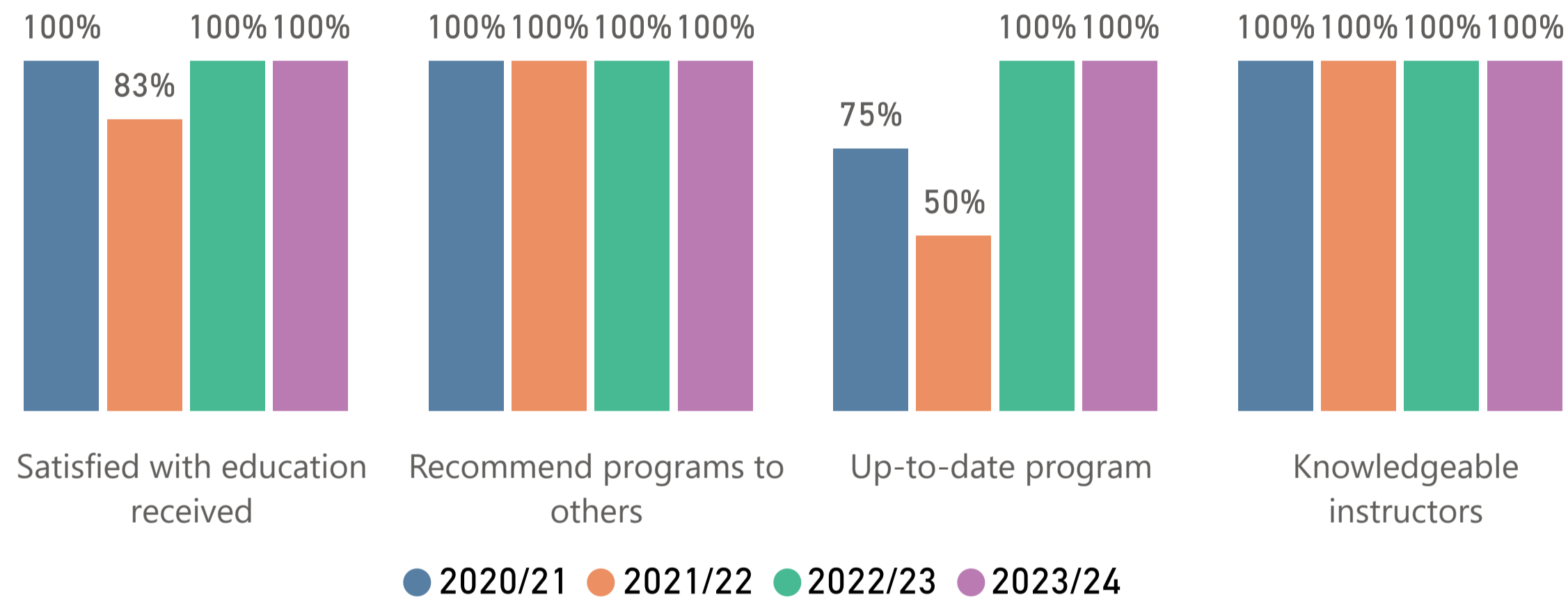
Note: Results with n<5 responses are too small of sample and are not displayed.

Salary Summary



Industrial Arts/Technology Teacher Education develops teaching and technical skills for public schools. Emphasis is on manufacturing, energy, graphics, construction, computers, and methodology. Graduates earn diplomas and degrees from RRC Polytech and UWinnipeg and may apply for a Manitoba teaching certificate.

Top-Box Score Overview



Graduate Activity Summary

	2020/21	2021/22	2022/23	2023/24
Graduate employed in Manitoba	100%	100%	100%	100%
Self-Employed	-	-	33%	-
Looking for work	-	-	-	29%
Student	25%	17%	40%	-

Employment Outcome Comparison

	2020/21	2021/22	2022/23	2023/24
Number of Graduates *	15	12	7	7
Respondent Count	8	6	5	7
Labour Force Employment Rate **	100%	100%	100%	71%
Training Related Employment Rate	67%	100%	100%	60%

* Number of Graduates is the count of graduates invited to participate in the survey.

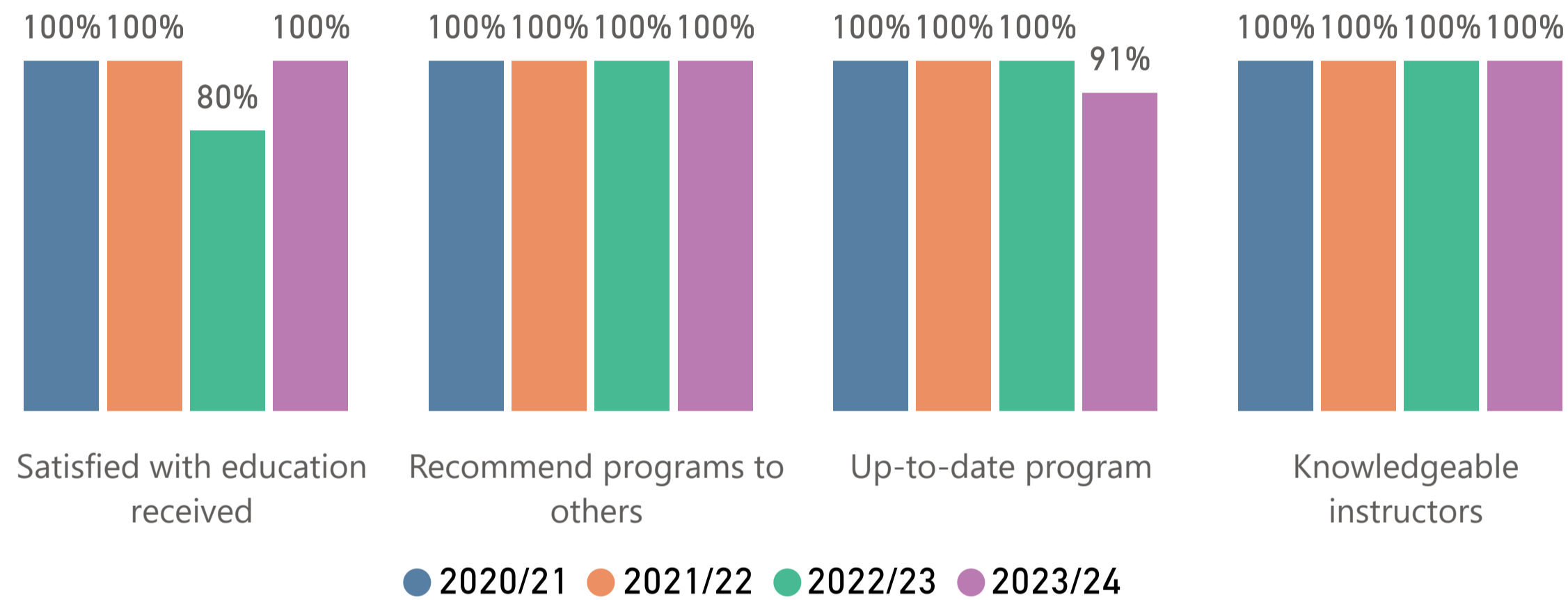
** Labour force includes those who are employed and those who are looking for employment.

Note: Results with n<5 responses are too small of sample and are not displayed.

Salary Summary

The Information Security industry faces a changing landscape requiring protection of data and systems. This post-grad program develops skills in security culture, architecture, governance, risk, compliance, and threat mitigation. Students gain real-world experience applying frameworks and technologies.

Top-Box Score Overview



Graduate Activity Summary

	2020/21	2021/22	2022/23	2023/24
Graduate employed in Manitoba	100%	100%	100%	88%
Self-Employed	-	-	-	-
Looking for work	27%	-	10%	18%
Student	-	-	11%	-

Employment Outcome Comparison

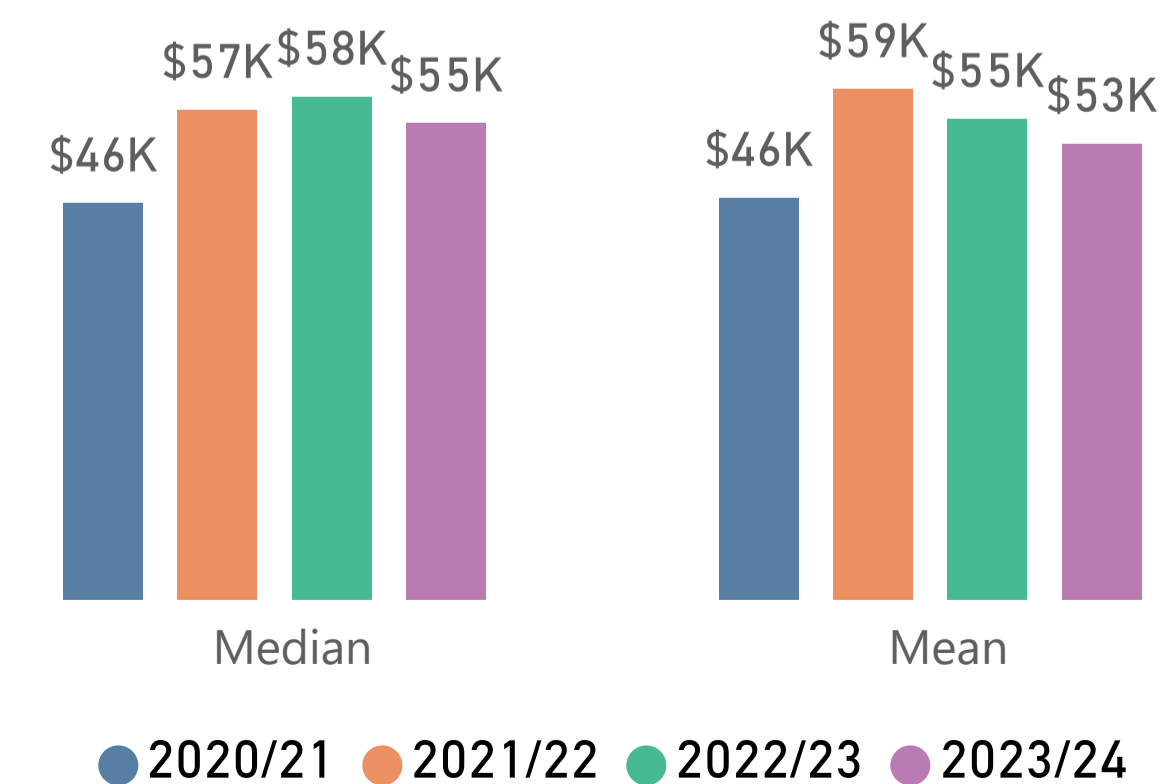
	2020/21	2021/22	2022/23	2023/24
Number of Graduates *	30	25	25	21
Respondent Count	11	8	10	11
Labour Force Employment Rate **	73%	100%	89%	82%
Training Related Employment Rate	75%	75%	75%	67%

* Number of Graduates is the count of graduates invited to participate in the survey.

** Labour force includes those who are employed and those who are looking for employment.

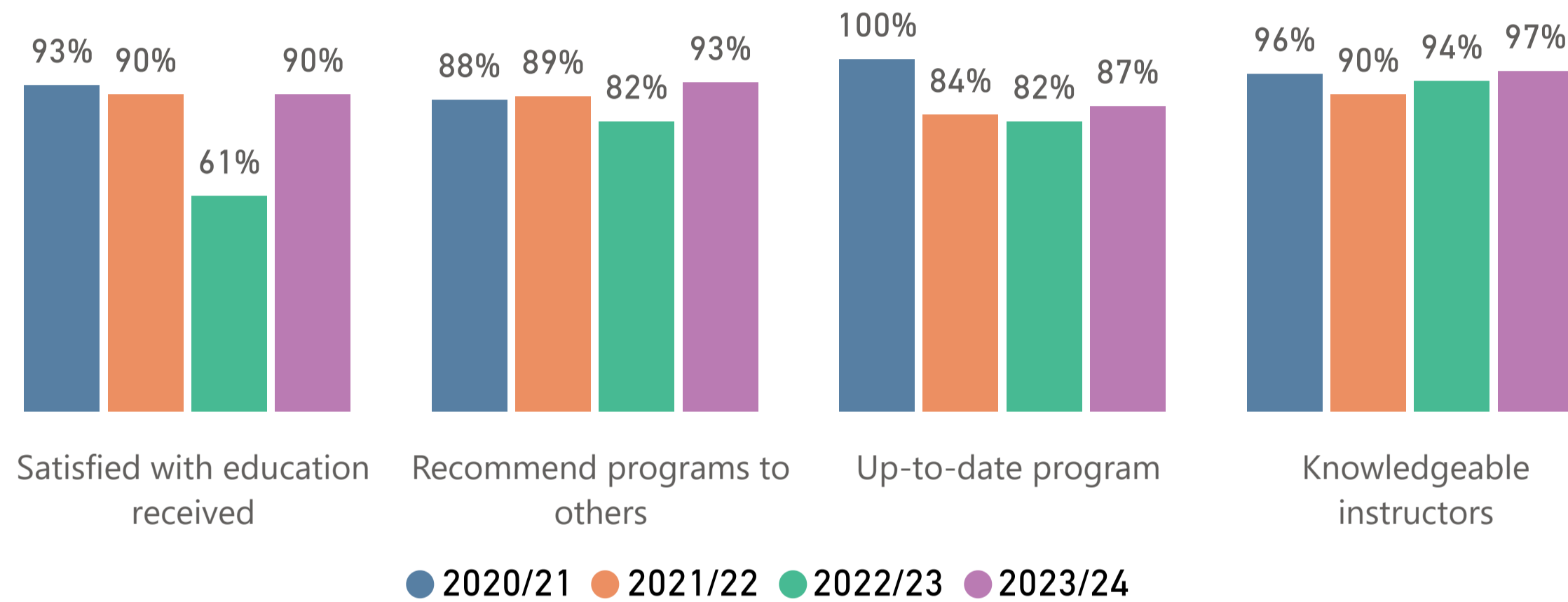
Note: Results with n<5 responses are too small of sample and are not displayed.

Salary Summary



The need for expertise in international business is growing in Canada. The program prepares you for the global marketplace. Small classes are taught by professionals with real experience. You'll apply theory through case studies, hear guest speakers, and attend conferences, seminars, and events.

Top-Box Score Overview



Graduate Activity Summary

	2020/21	2021/22	2022/23	2023/24
Graduate employed in Manitoba	92%	100%	100%	93%
Self-Employed	4%	11%	9%	14%
Looking for work	4%	8%	4%	3%
Student	-	-	-	-

Employment Outcome Comparison

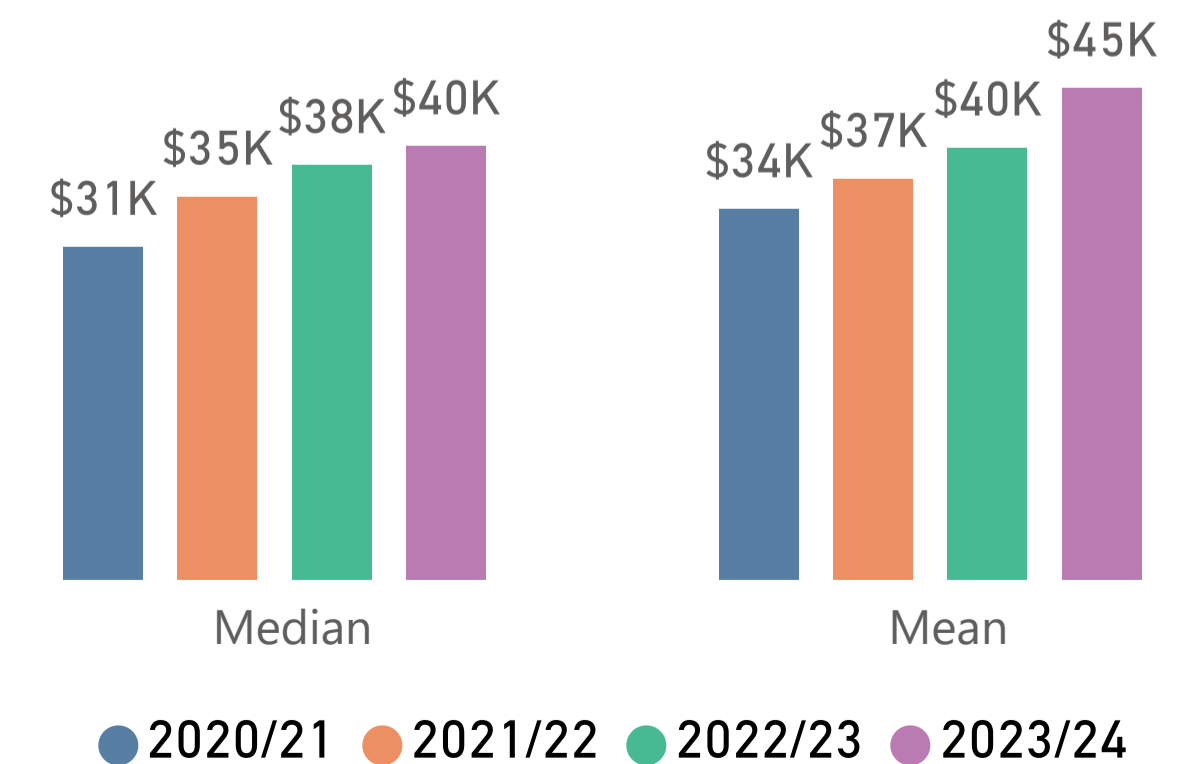
	2020/21	2021/22	2022/23	2023/24
Number of Graduates *	82	75	60	57
Respondent Count	28	24	23	30
Labour Force Employment Rate **	96%	91%	96%	97%
Training Related Employment Rate	81%	74%	86%	86%

* Number of Graduates is the count of graduates invited to participate in the survey.

** Labour force includes those who are employed and those who are looking for employment.

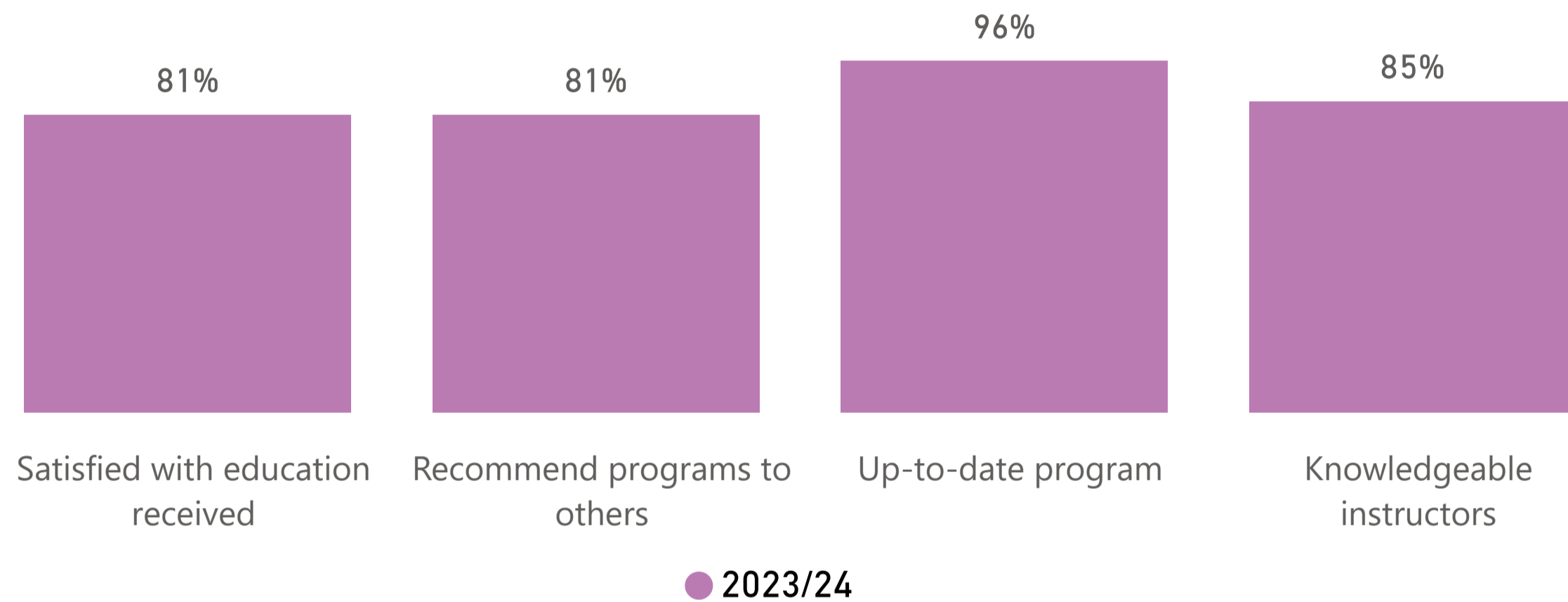
Note: Results with n<5 responses are too small of sample and are not displayed.

Salary Summary



The world of IT Operations is growing as modern organizations rely on technology to be the backbone which supports their activities. Students will develop their skills in IT Operations, enabling them to manage processes and services for clients inside and outside of the organization.

Top-Box Score Overview



Graduate Activity Summary

	2020/21	2021/22	2022/23	2023/24
Graduate employed in Manitoba				96%
Self-Employed				4%
Looking for work				4%
Student				-

Employment Outcome Comparison

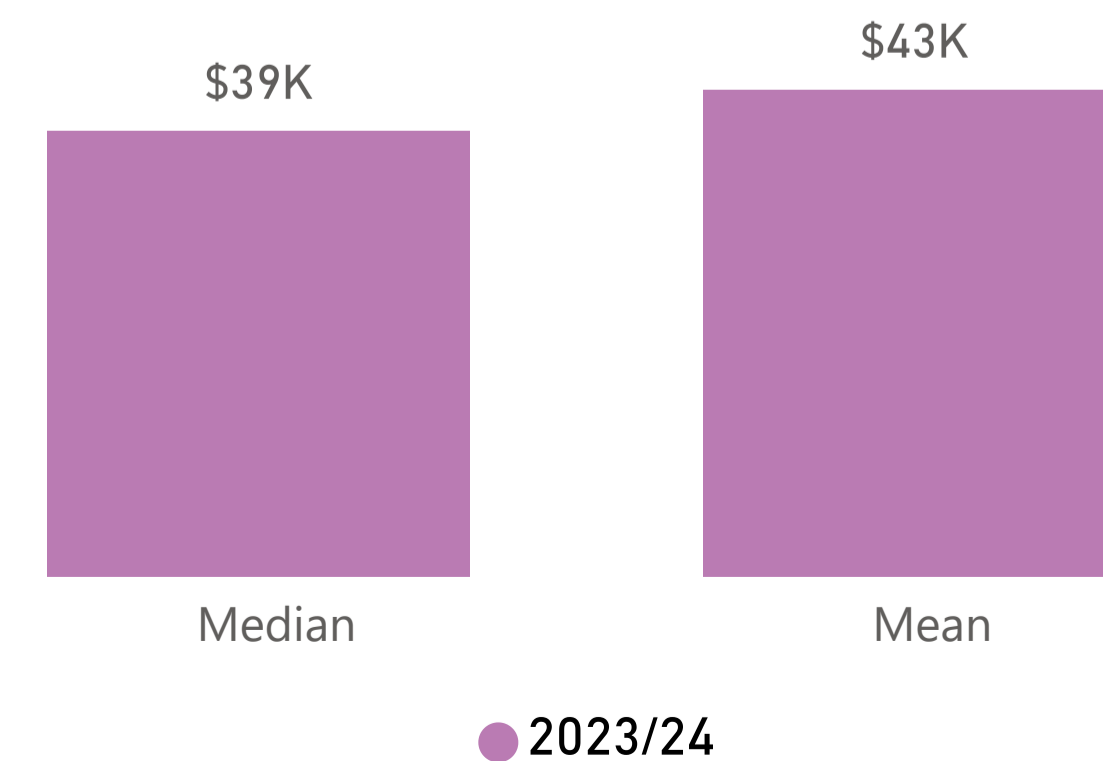
	2020/21	2021/22	2022/23	2023/24
Number of Graduates *				50
Respondent Count				27
Labour Force Employment Rate **				96%
Training Related Employment Rate				58%

* Number of Graduates is the count of graduates invited to participate in the survey.

** Labour force includes those who are employed and those who are looking for employment.

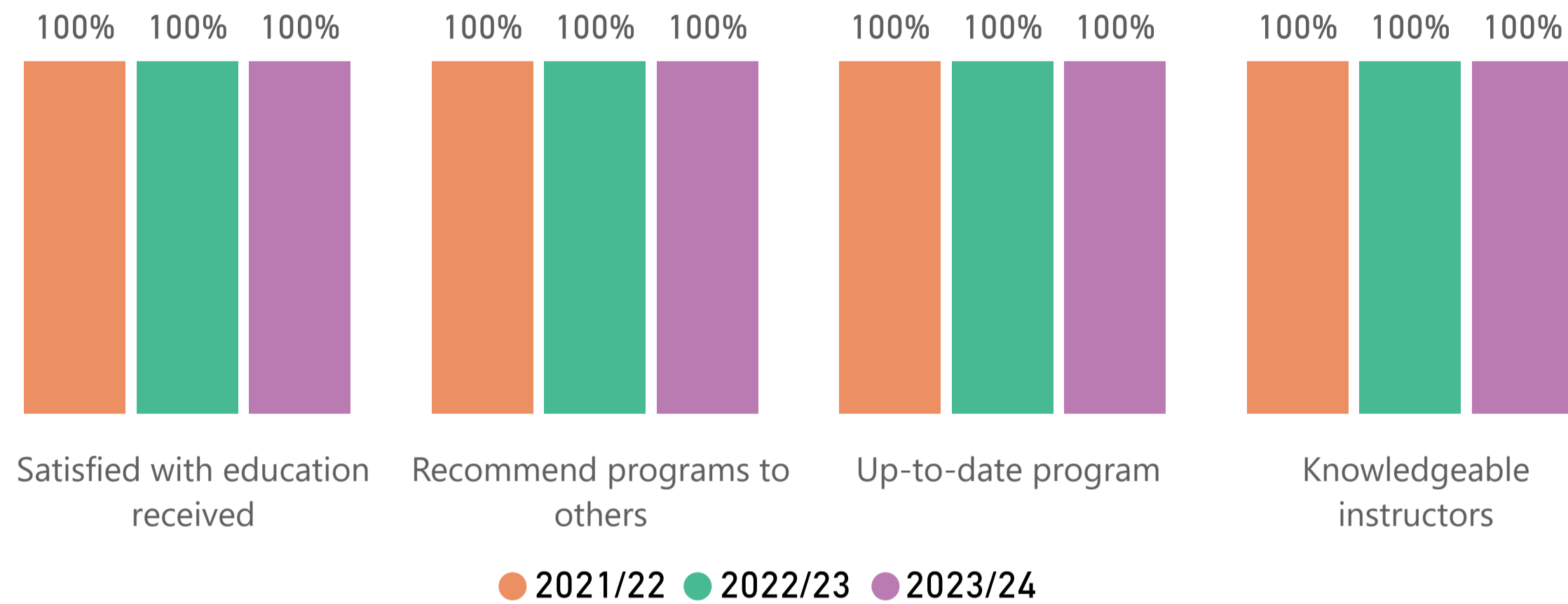
Note: Results with n<5 responses are too small of sample and are not displayed.

Salary Summary



This program provides students with the knowledge base required for a successful career in the criminal justice system. You will develop a comprehensive understanding of various topics as you enter the criminology and human justice field.

Top-Box Score Overview



Graduate Activity Summary

	2020/21	2021/22	2022/23	2023/24
Graduate employed in Manitoba		67%	100%	100%
Self-Employed		-	-	-
Looking for work		-	17%	-
Student		-	-	-

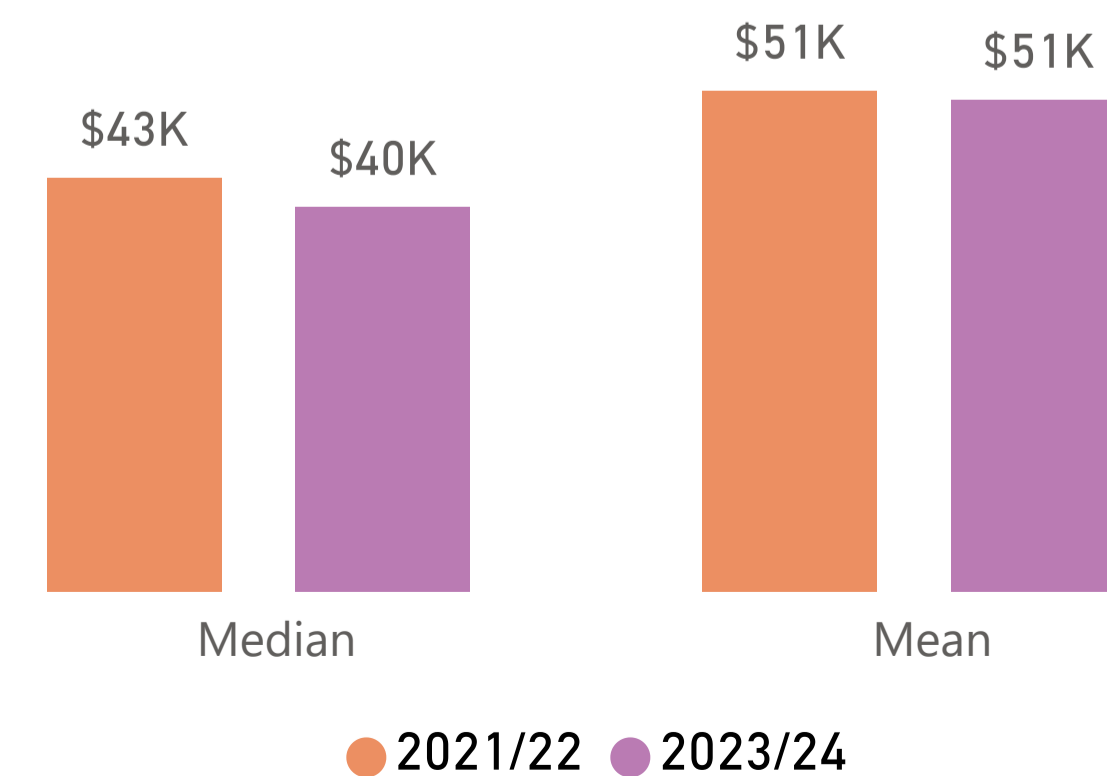
Employment Outcome Comparison

	2020/21	2021/22	2022/23	2023/24
Number of Graduates *	6	17	11	7
Respondent Count		9	6	6
Labour Force Employment Rate **		100%	83%	100%
Training Related Employment Rate		89%	60%	83%

* Number of Graduates is the count of graduates invited to participate in the survey.
 ** Labour force includes those who are employed and those who are looking for employment.

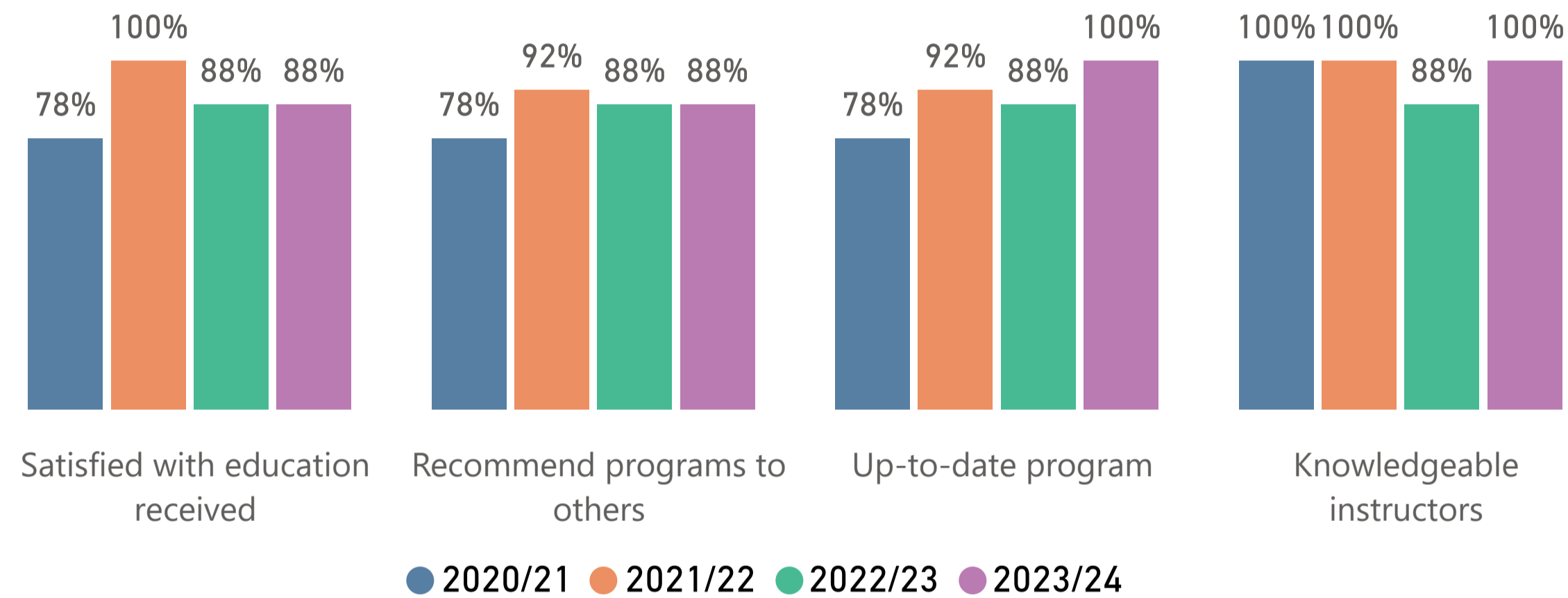
Note: Results with n<5 responses are too small of sample and are not displayed.

Salary Summary



This program focuses on the practical and technical skills required to support legal professionals in a law firm or legal department. Graduates prepare legal documents, manage files, and assist with legal processes across multiple areas of law, and have found employment as legal assistants in private, public, and corporate legal settings.

Top-Box Score Overview



Graduate Activity Summary

	2020/21	2021/22	2022/23	2023/24
Graduate employed in Manitoba	86%	100%	100%	100%
Self-Employed	-	-	-	13%
Looking for work	-	-	13%	-
Student	-	-	-	-

Employment Outcome Comparison

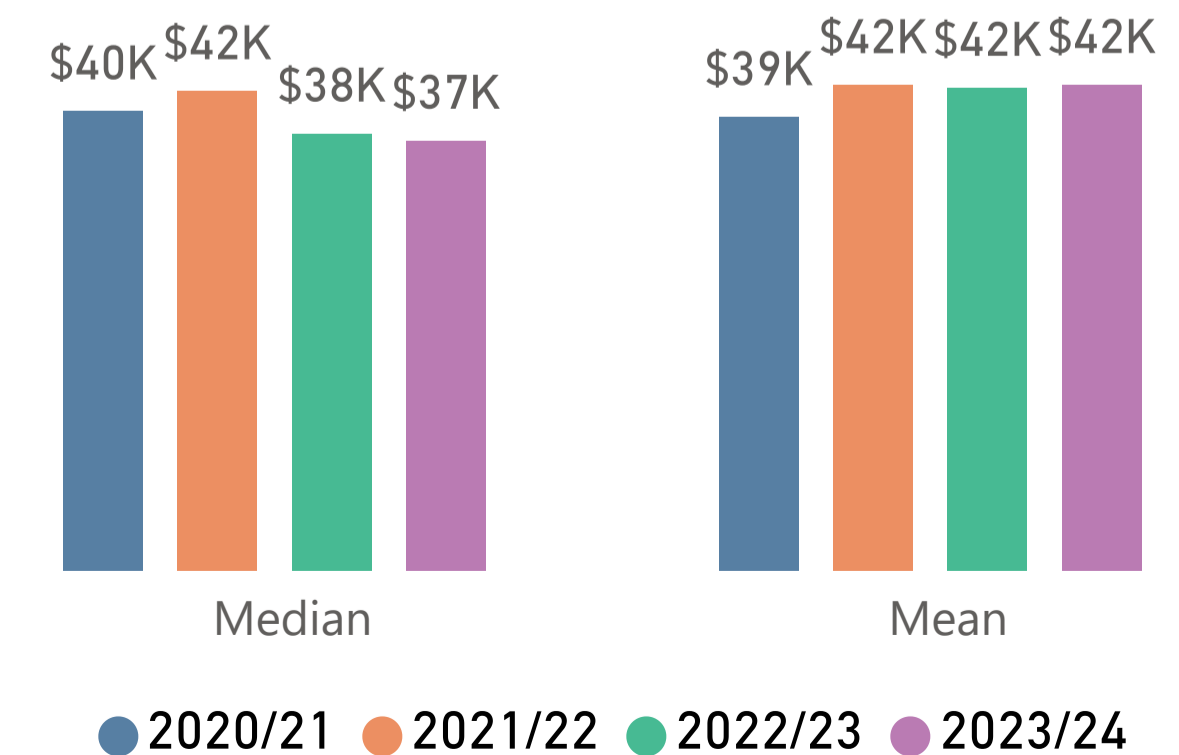
	2020/21	2021/22	2022/23	2023/24
Number of Graduates *	15	17	21	22
Respondent Count	9	13	8	8
Labour Force Employment Rate **	100%	100%	88%	100%
Training Related Employment Rate	100%	100%	100%	88%

* Number of Graduates is the count of graduates invited to participate in the survey.

** Labour force includes those who are employed and those who are looking for employment.

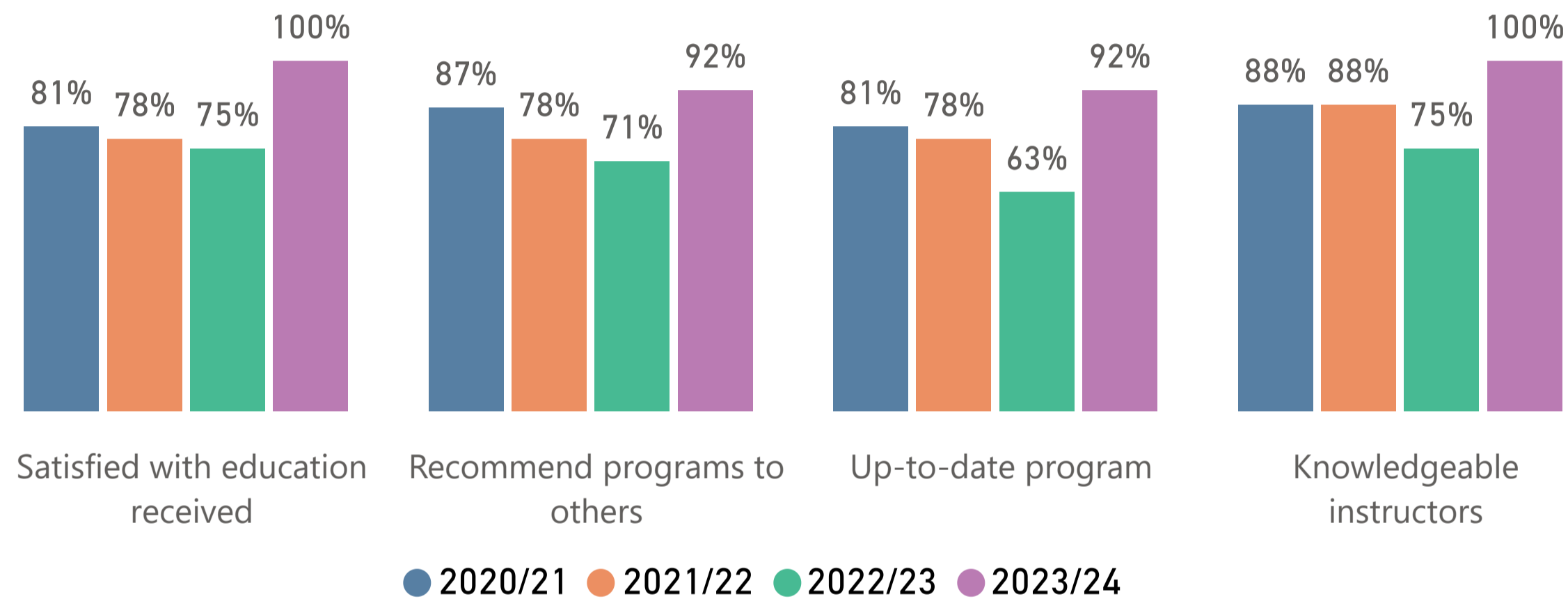
Note: Results with n<5 responses are too small of sample and are not displayed.

Salary Summary



This program provides the knowledge and basic skills for staff in school and public libraries. This program helps clerical staff in school and public libraries acquire the necessary knowledge and skills to fulfill library duties.

Top-Box Score Overview



Graduate Activity Summary

	2020/21	2021/22	2022/23	2023/24
Graduate employed in Manitoba	90%	88%	100%	90%
Self-Employed	-	-	-	-
Looking for work	-	11%	-	8%
Student	-	-	-	-

Employment Outcome Comparison

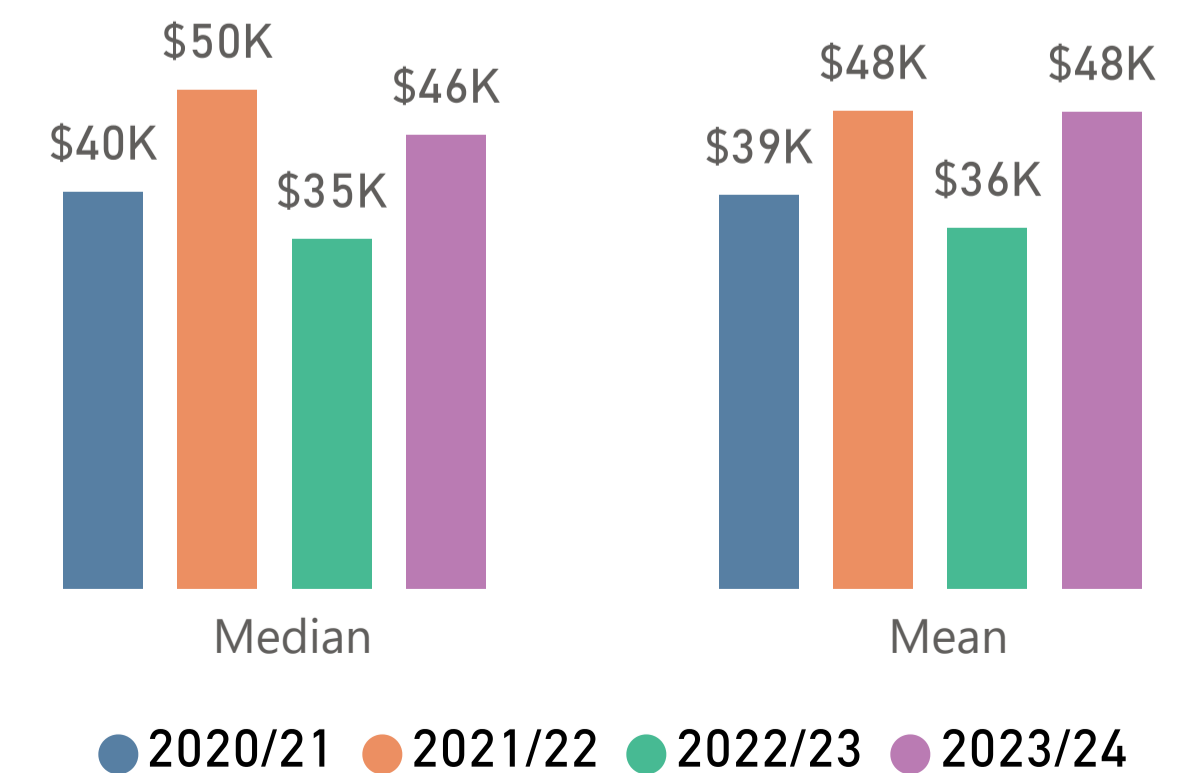
	2020/21	2021/22	2022/23	2023/24
Number of Graduates *	24	11	11	20
Respondent Count	17	9	9	12
Labour Force Employment Rate **	100%	89%	100%	91%
Training Related Employment Rate	88%	75%	88%	90%

* Number of Graduates is the count of graduates invited to participate in the survey.

** Labour force includes those who are employed and those who are looking for employment.

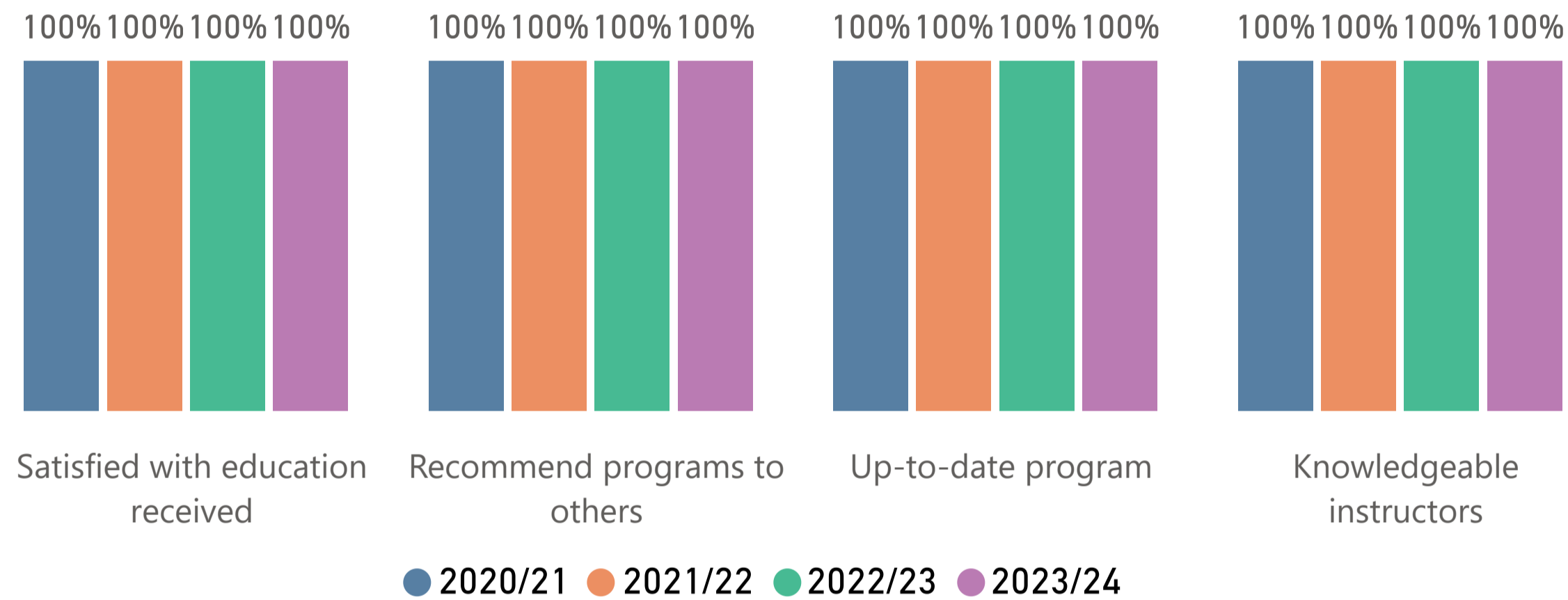
Note: Results with n<5 responses are too small of sample and are not displayed.

Salary Summary



This program covers a wide range of management related disciplines including communications, leadership, organizational behaviour and ethics. Graduates will have the training to be employed in management positions. Opportunities also exist in fields such as human resources, product management, and in the public and private sectors.

Top-Box Score Overview



Graduate Activity Summary

	2020/21	2021/22	2022/23	2023/24
Graduate employed in Manitoba	100%	93%	100%	100%
Self-Employed	-	7%	-	-
Looking for work	-	-	-	-
Student	-	-	-	-

Employment Outcome Comparison

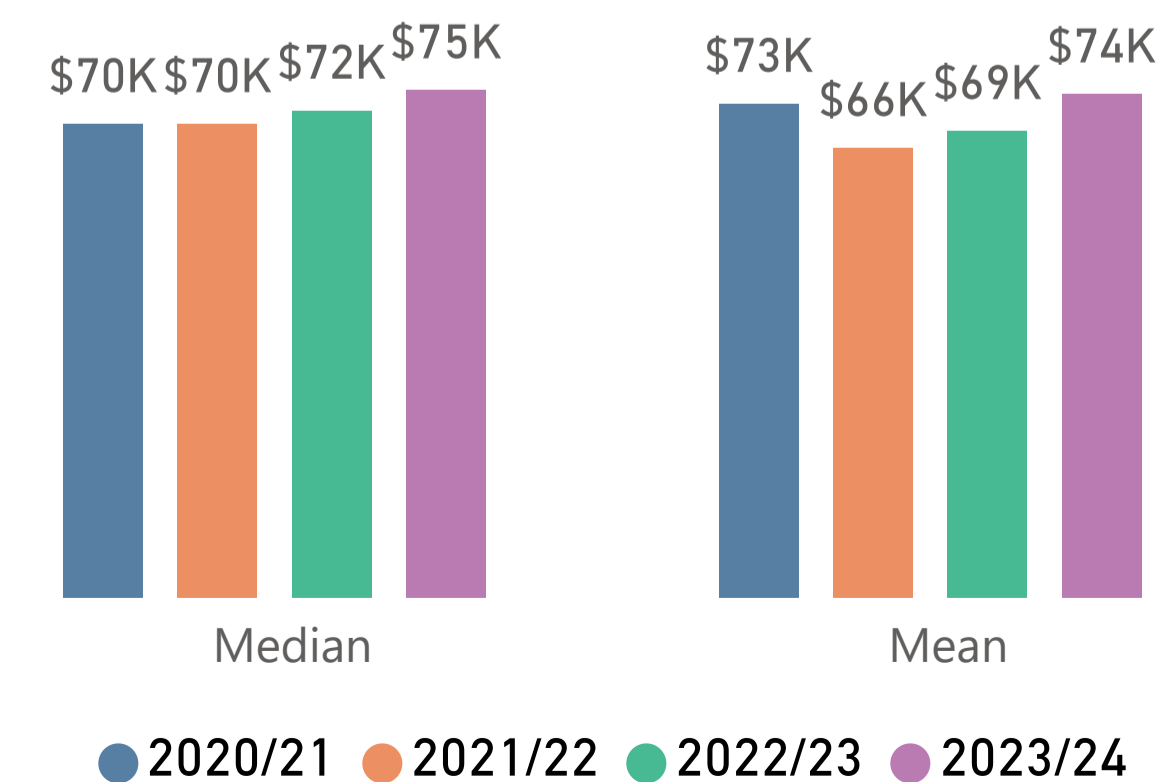
	2020/21	2021/22	2022/23	2023/24
Number of Graduates *	16	26	14	15
Respondent Count	7	14	9	5
Labour Force Employment Rate **	100%	100%	100%	100%
Training Related Employment Rate	86%	100%	100%	80%

* Number of Graduates is the count of graduates invited to participate in the survey.

** Labour force includes those who are employed and those who are looking for employment.

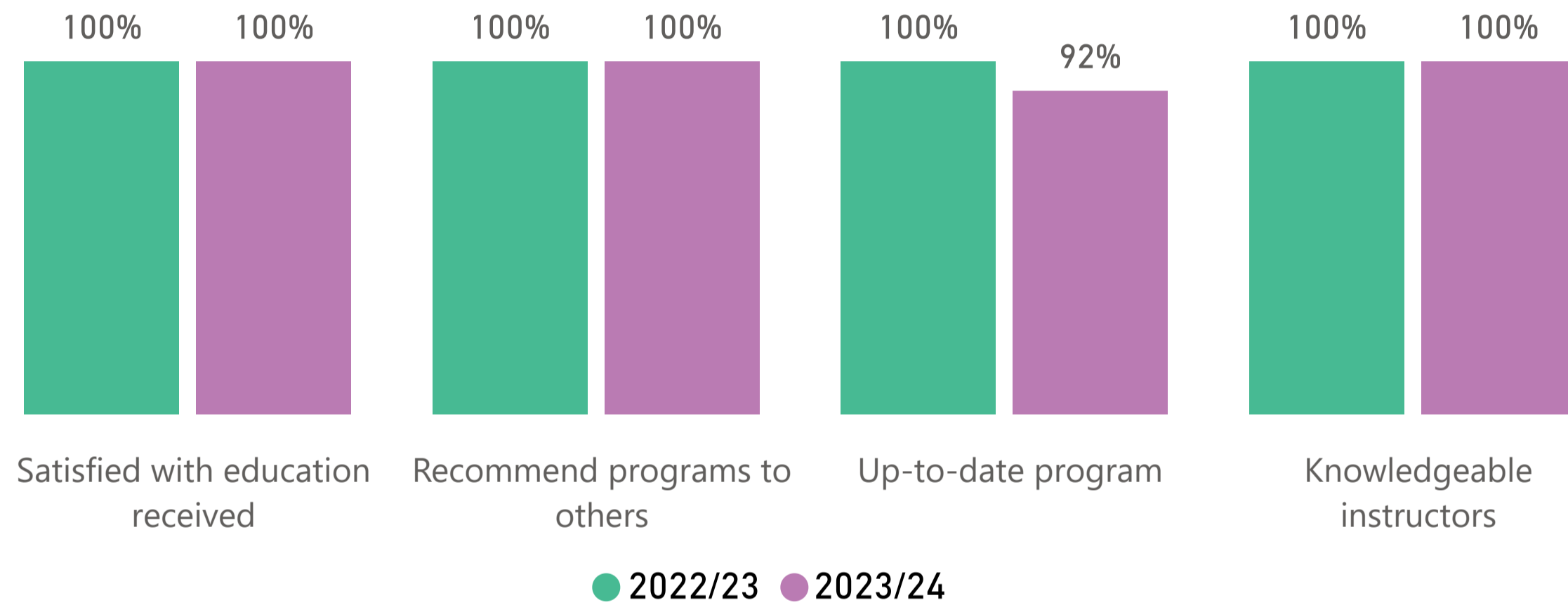
Note: Results with n<5 responses are too small of sample and are not displayed.

Salary Summary



This program provides skills to produce computer-aided mechanical drawings of components and assemblies. Graduates find employment with engineering firms, consulting firms, manufacturers, utilities, aerospace, and other industries. Some work as technical reps, salespersons, shop inspectors, and designers.

Top-Box Score Overview



Graduate Activity Summary

	2020/21	2021/22	2022/23	2023/24
Graduate employed in Manitoba	100%	-	100%	92%
Self-Employed	-	-	-	8%
Looking for work	-	-	33%	-
Student	-	-	-	-

Employment Outcome Comparison

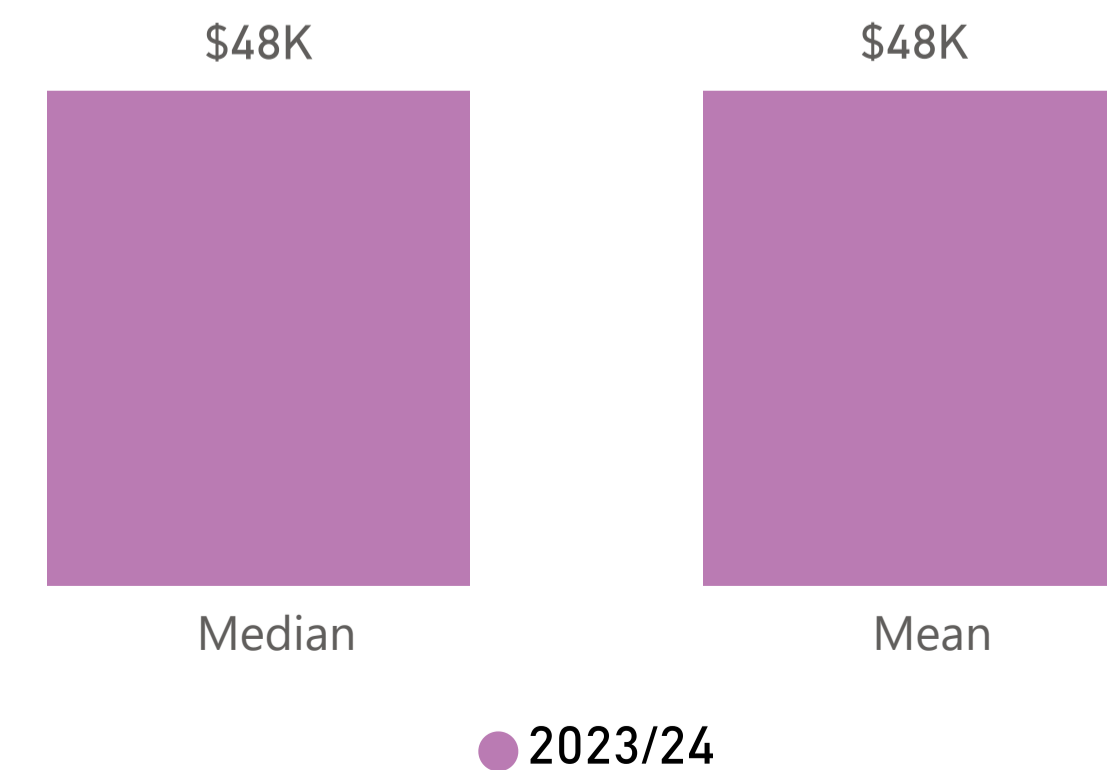
	2020/21	2021/22	2022/23	2023/24
Number of Graduates *	12	11	12	18
Respondent Count	5	-	6	12
Labour Force Employment Rate **	100%	-	60%	100%
Training Related Employment Rate	33%	-	67%	75%

* Number of Graduates is the count of graduates invited to participate in the survey.

** Labour force includes those who are employed and those who are looking for employment.

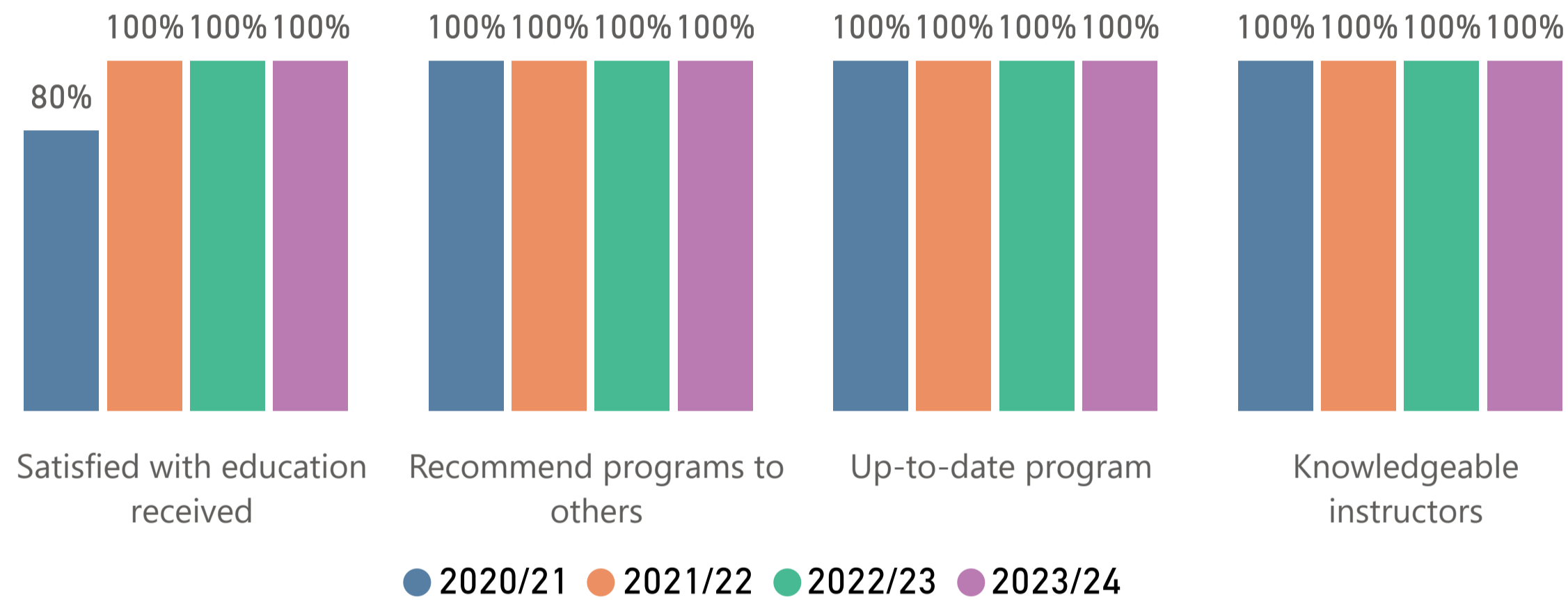
Note: Results with n<5 responses are too small of sample and are not displayed.

Salary Summary



Previously called Outdoor Power Equipment Technician. This program provides foundational skills and knowledge for entry-level Marine and Powersports technicians. Graduates are prepared for apprenticeship or entry-level roles. Employment includes dealerships, rental agencies, marinas, camps, golf courses, and repair facilities.

Top-Box Score Overview



Graduate Activity Summary

	2020/21	2021/22	2022/23	2023/24
Graduate employed in Manitoba	100%	100%	100%	92%
Self-Employed	-	17%	-	-
Looking for work	17%	-	33%	-
Student	-	11%	-	-

Employment Outcome Comparison

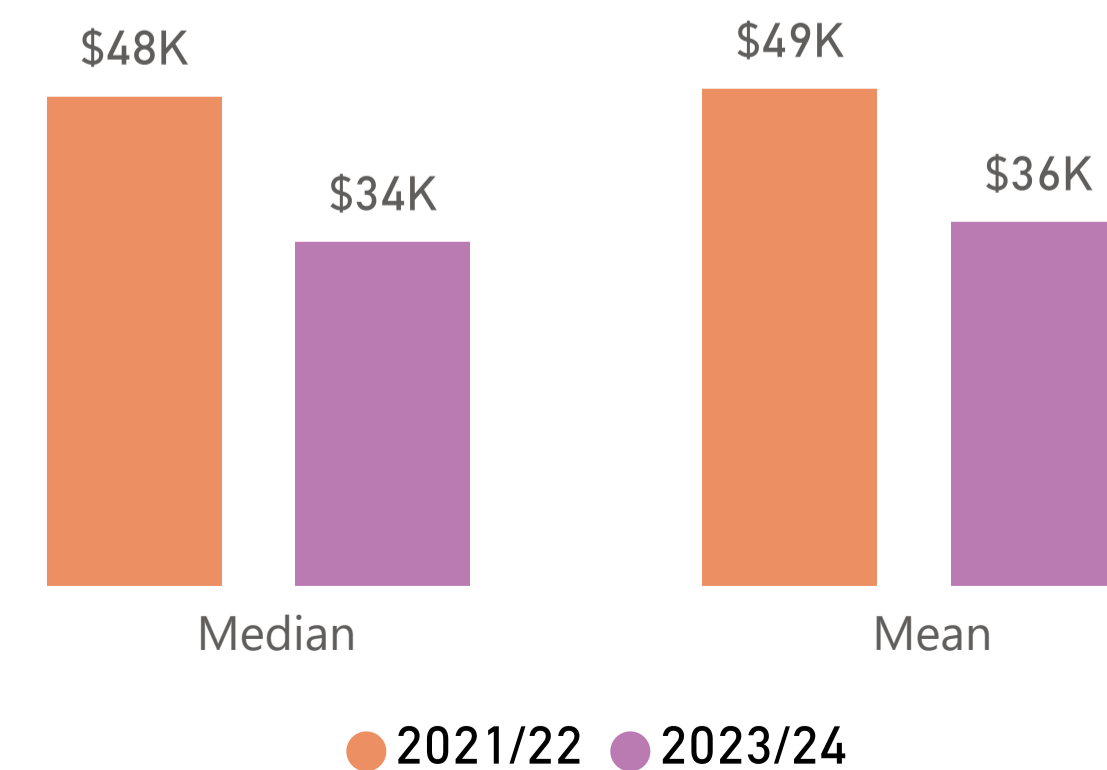
	2020/21	2021/22	2022/23	2023/24
Number of Graduates *	26	13	17	32
Respondent Count	6	9	6	14
Labour Force Employment Rate **	83%	100%	67%	100%
Training Related Employment Rate	80%	43%	100%	75%

* Number of Graduates is the count of graduates invited to participate in the survey.

** Labour force includes those who are employed and those who are looking for employment.

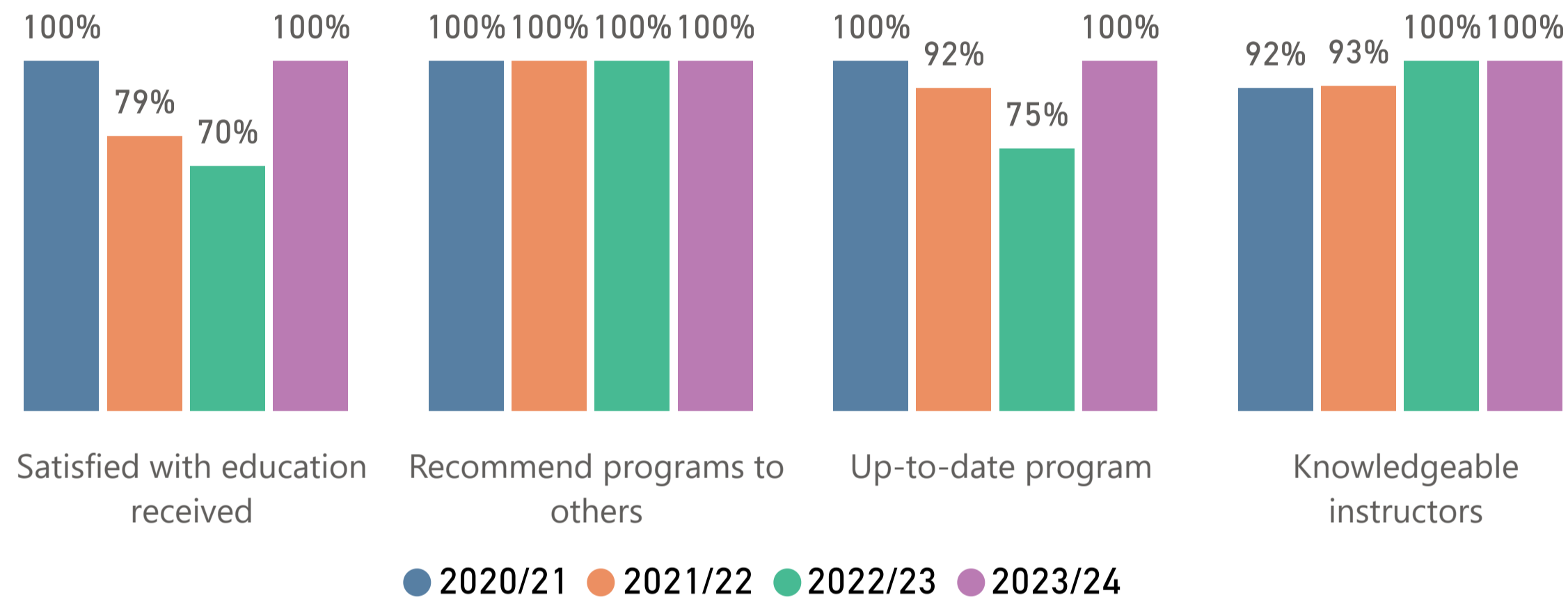
Note: Results with n<5 responses are too small of sample and are not displayed.

Salary Summary



This program prepares graduates to work in design and production of manufactured goods. Students learn design, manufacturing, Quality Assurance (QA), equipment, Computer-Aided Engineering (CAE), systems design, mechanical analysis, and management. Accredited by the Certified Technicians and Technologists Association of Manitoba, and the Canadian Council of Technicians and Technologists.

Top-Box Score Overview



Graduate Activity Summary

	2020/21	2021/22	2022/23	2023/24
Graduate employed in Manitoba	100%	100%	100%	100%
Self-Employed	-	-	-	-
Looking for work	-	-	-	-
Student	-	-	-	-

Employment Outcome Comparison

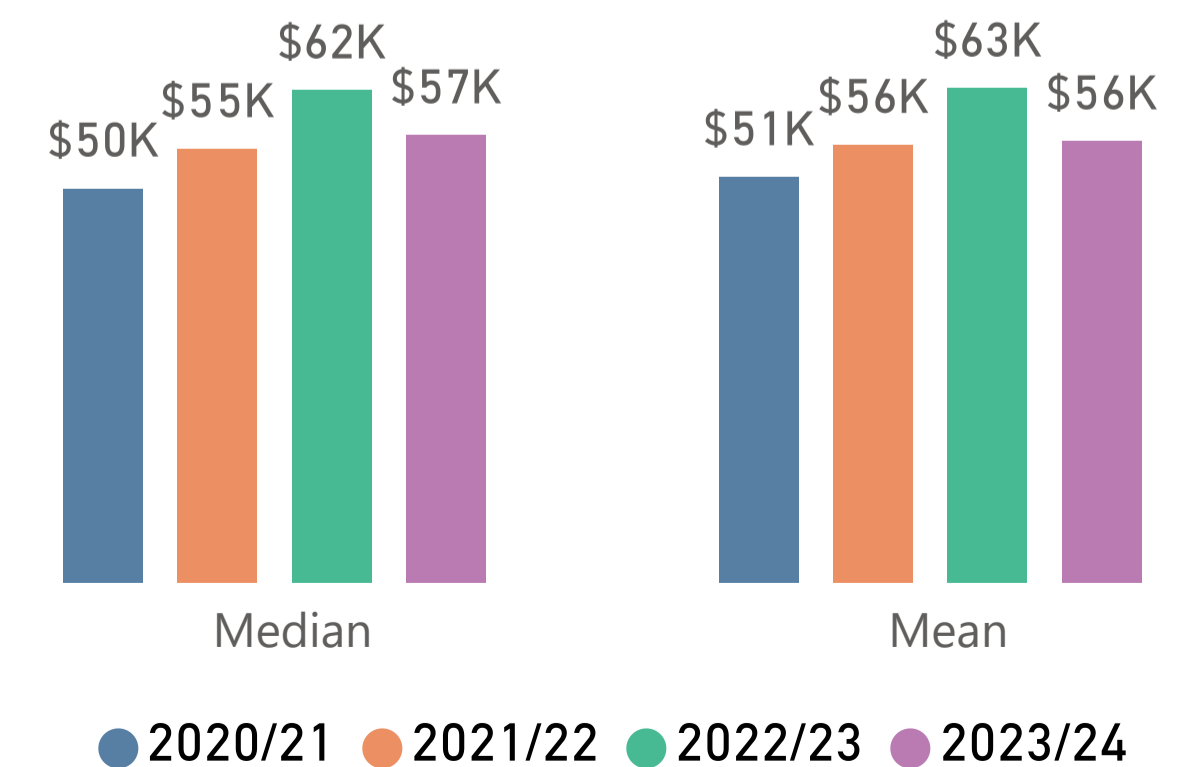
	2020/21	2021/22	2022/23	2023/24
Number of Graduates *	23	26	23	25
Respondent Count	14	15	11	14
Labour Force Employment Rate **	100%	100%	100%	100%
Training Related Employment Rate	100%	80%	100%	93%

* Number of Graduates is the count of graduates invited to participate in the survey.

** Labour force includes those who are employed and those who are looking for employment.

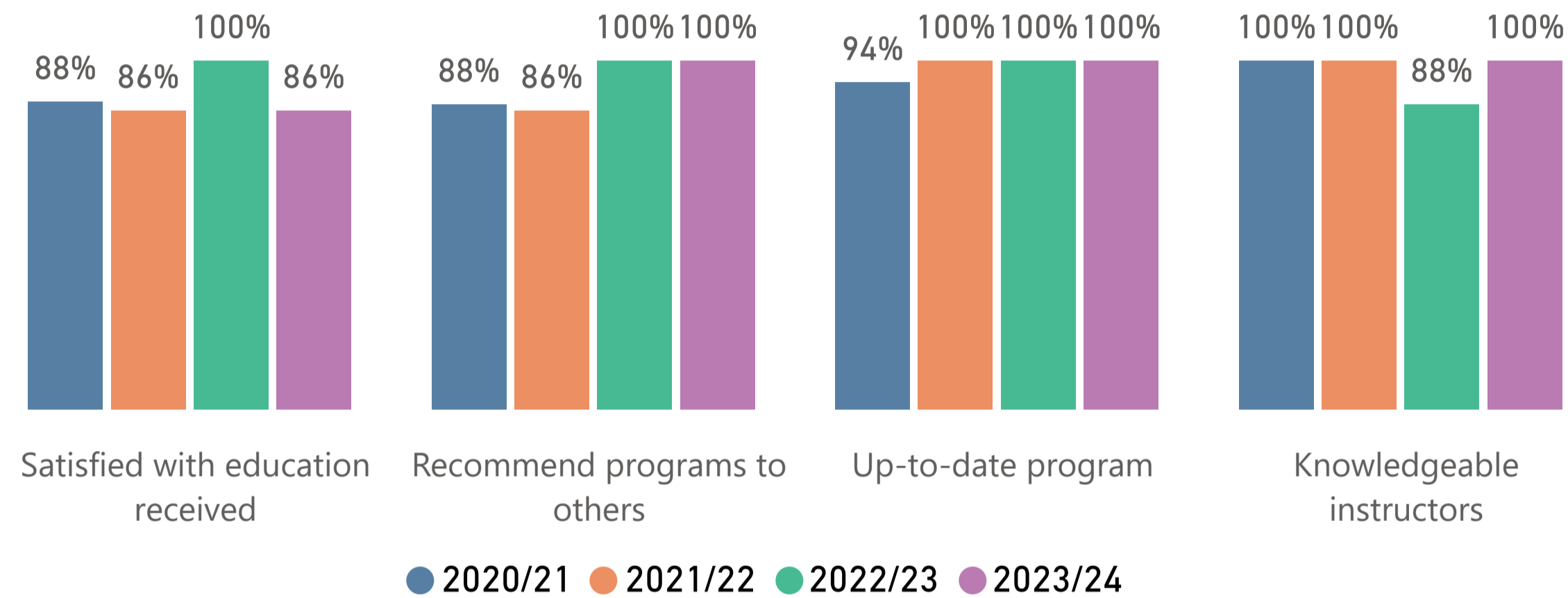
Note: Results with n<5 responses are too small of sample and are not displayed.

Salary Summary



This program provides the knowledge and technical skills required for a career as a Medical Device Reprocessing Technician (MDR). As members of the health care team, MDRs play a vital role providing support to patient care services in hospitals and clinical settings.

Top-Box Score Overview



Graduate Activity Summary

	2020/21	2021/22	2022/23	2023/24
Graduate employed in Manitoba	100%	100%	100%	100%
Self-Employed	-	-	-	-
Looking for work	-	-	-	-
Student	-	-	-	-

Employment Outcome Comparison

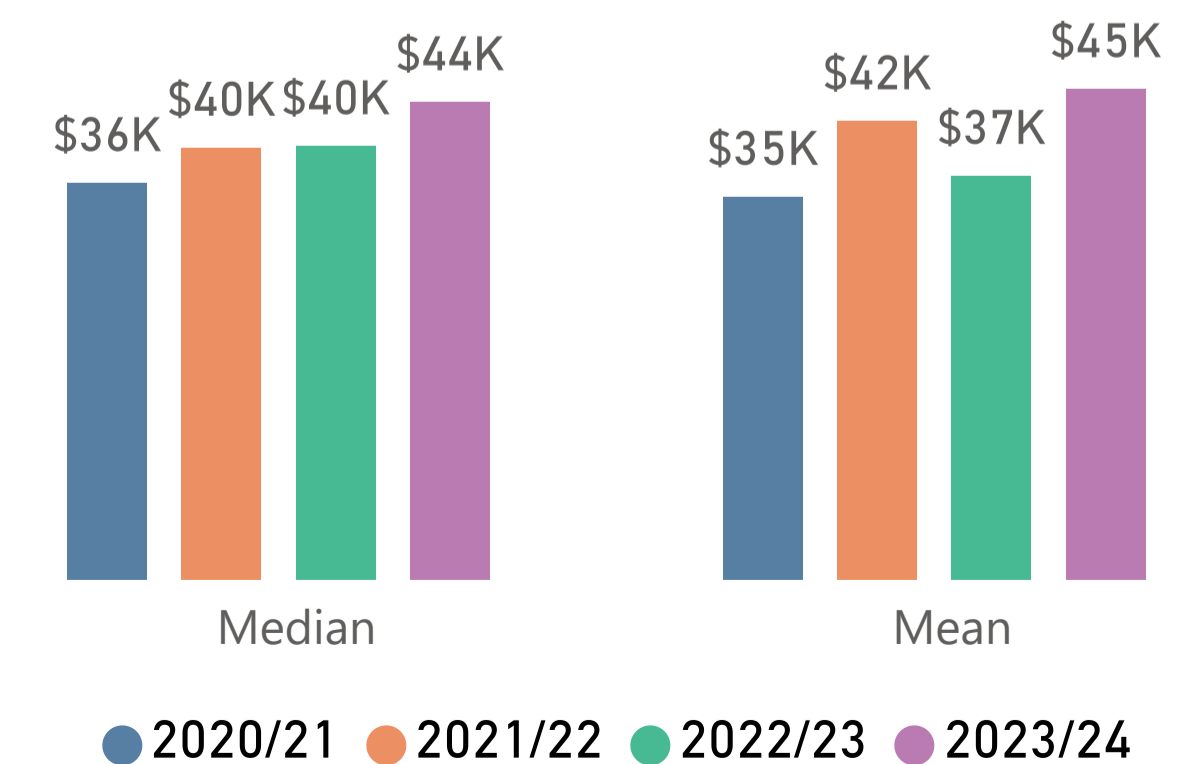
	2020/21	2021/22	2022/23	2023/24
Number of Graduates *	38	13	22	16
Respondent Count	17	8	9	7
Labour Force Employment Rate **	100%	100%	100%	100%
Training Related Employment Rate	94%	88%	100%	100%

* Number of Graduates is the count of graduates invited to participate in the survey.

** Labour force includes those who are employed and those who are looking for employment.

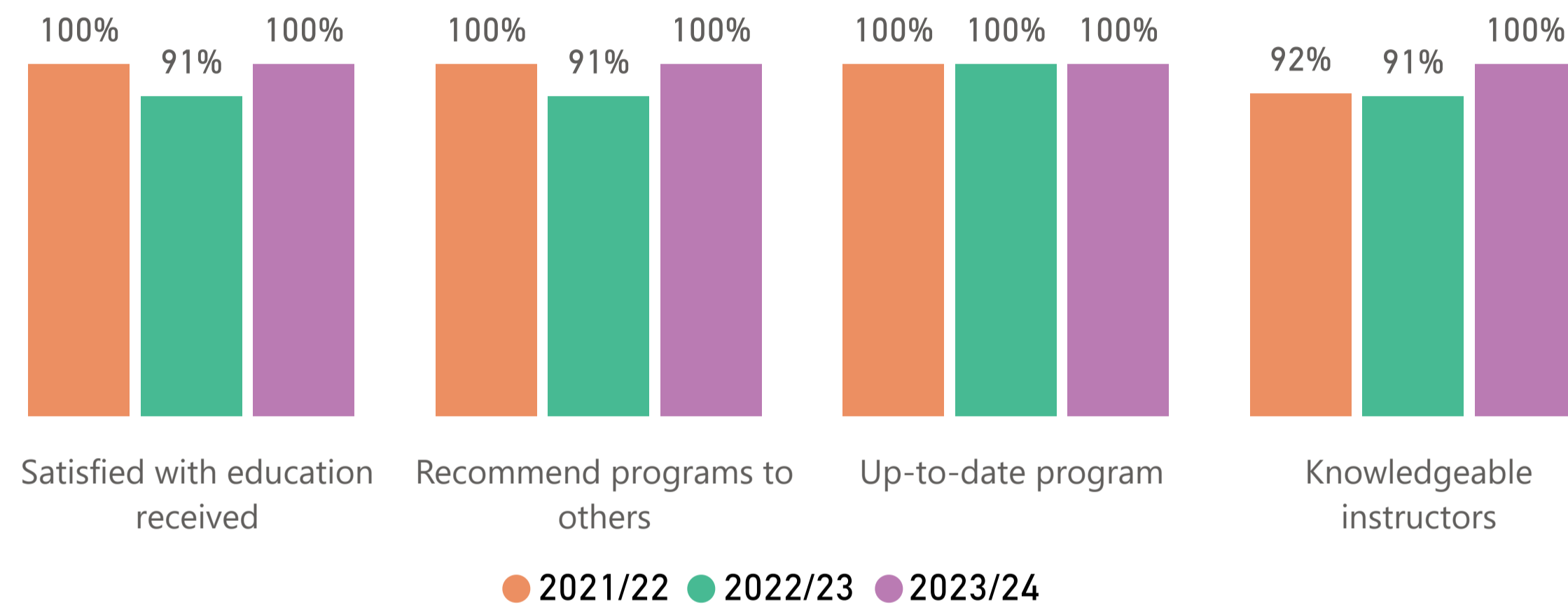
Note: Results with n<5 responses are too small of sample and are not displayed.

Salary Summary



This program prepares students to become certified Medical Laboratory Technologists. You'll learn to collect, analyze, and interpret blood, body fluids, and tissue samples, gaining expertise in Clinical Chemistry, Hematology, Histology, Microbiology, and Transfusion Science.

Top-Box Score Overview



Graduate Activity Summary

	2020/21	2021/22	2022/23	2023/24
Graduate employed in Manitoba		96%	86%	100%
Self-Employed		-	10%	-
Looking for work		-	9%	6%
Student		-	-	-

Employment Outcome Comparison

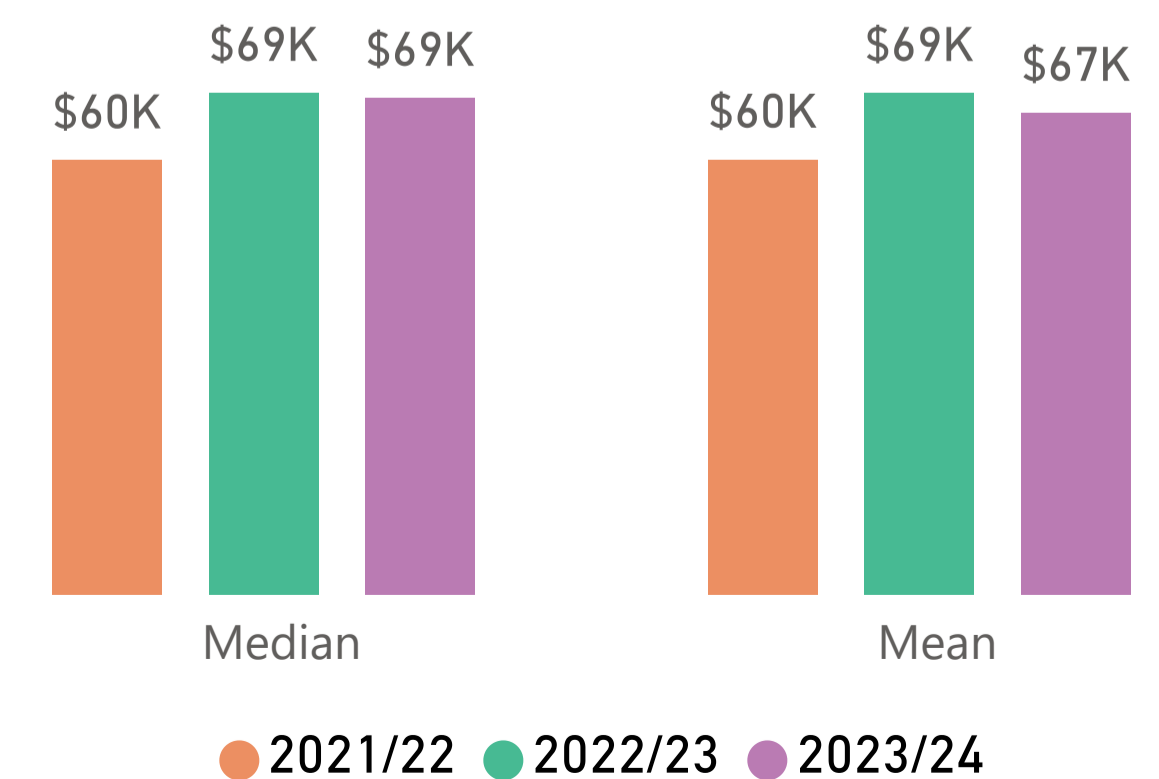
	2020/21	2021/22	2022/23	2023/24
Number of Graduates *		35	27	33
Respondent Count		24	11	18
Labour Force Employment Rate **		100%	91%	94%
Training Related Employment Rate		100%	100%	100%

* Number of Graduates is the count of graduates invited to participate in the survey.

** Labour force includes those who are employed and those who are looking for employment.

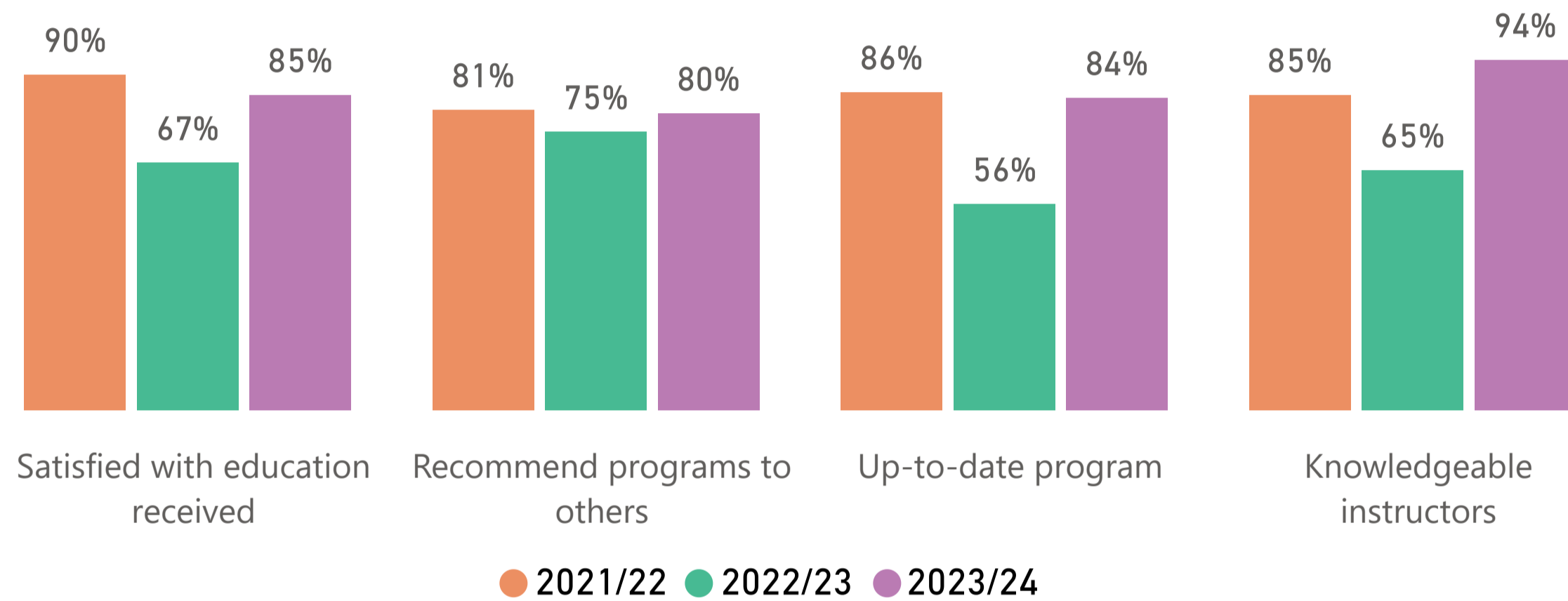
Note: Results with n<5 responses are too small of sample and are not displayed.

Salary Summary



Students learn to perform diagnostic/interventional imaging using ionizing radiation and equipment. Procedures include x-rays, mammography, angiography, fluoroscopy, and Computerized Tomography (CT) scans. Graduates work in hospitals, clinics, teaching, research, or as advisors and salespersons for imaging equipment manufacturers.

Top-Box Score Overview



Graduate Activity Summary

	2020/21	2021/22	2022/23	2023/24
Graduate employed in Manitoba		100%	100%	85%
Self-Employed		-	-	-
Looking for work		-	-	-
Student		-	-	-

Employment Outcome Comparison

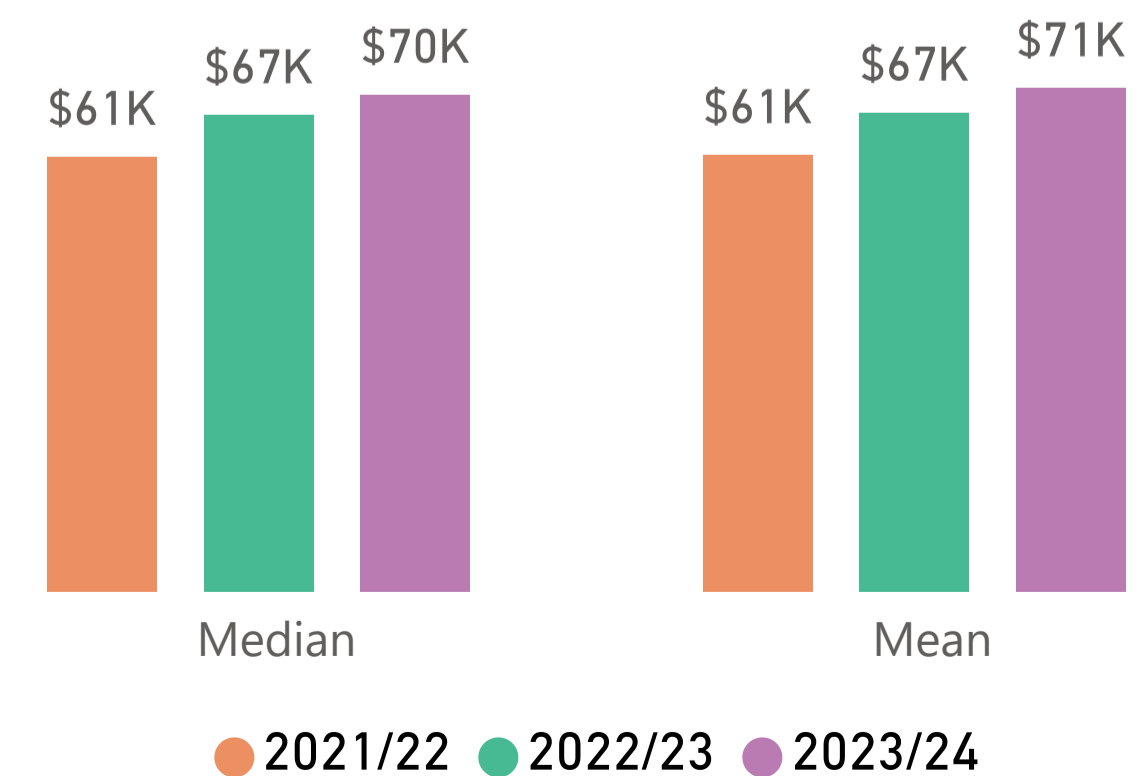
	2020/21	2021/22	2022/23	2023/24
Number of Graduates *		33	31	34
Respondent Count		21	19	20
Labour Force Employment Rate **		100%	100%	100%
Training Related Employment Rate		100%	100%	100%

* Number of Graduates is the count of graduates invited to participate in the survey.

** Labour force includes those who are employed and those who are looking for employment.

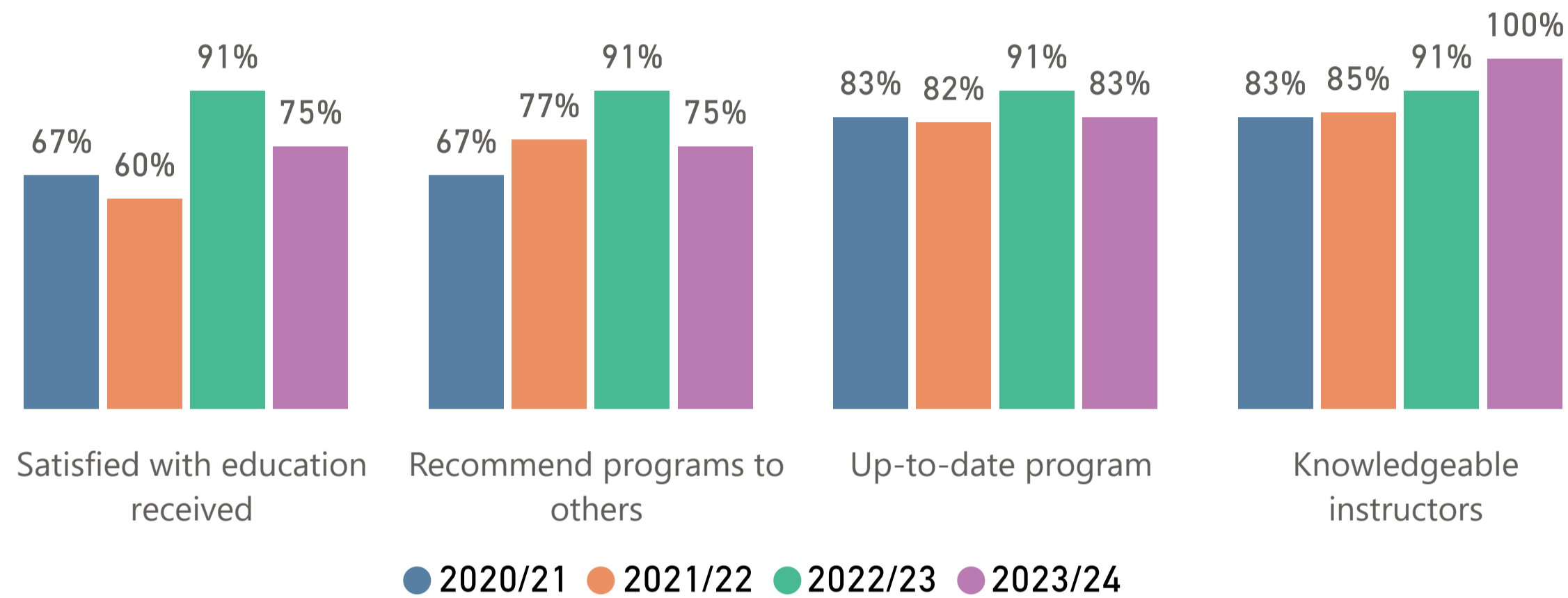
Note: Results with n<5 responses are too small of sample and are not displayed.

Salary Summary



The Network and Services Technician program is for individuals who wish to enter Information Technology (IT). No IT pre-knowledge is required. It is an 8-month program providing general knowledge for SOHO networking and junior corporate IT roles. The focus is broad-based basic competency in key areas.

Top-Box Score Overview



Graduate Activity Summary

	2020/21	2021/22	2022/23	2023/24
Graduate employed in Manitoba	100%	93%	100%	100%
Self-Employed	-	-	-	-
Looking for work	17%	-	-	33%
Student	-	-	-	13%

Employment Outcome Comparison

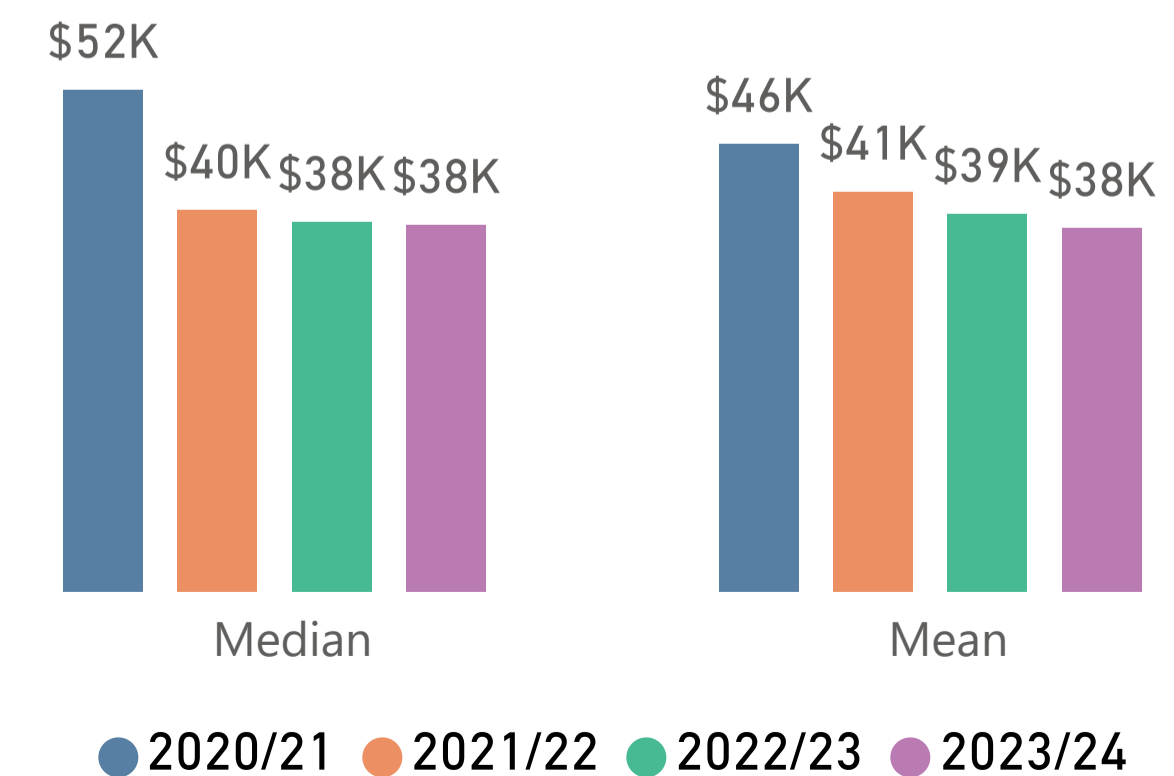
	2020/21	2021/22	2022/23	2023/24
Number of Graduates *	13	37	21	21
Respondent Count	6	15	11	12
Labour Force Employment Rate **	83%	100%	100%	64%
Training Related Employment Rate	40%	60%	60%	57%

* Number of Graduates is the count of graduates invited to participate in the survey.

** Labour force includes those who are employed and those who are looking for employment.

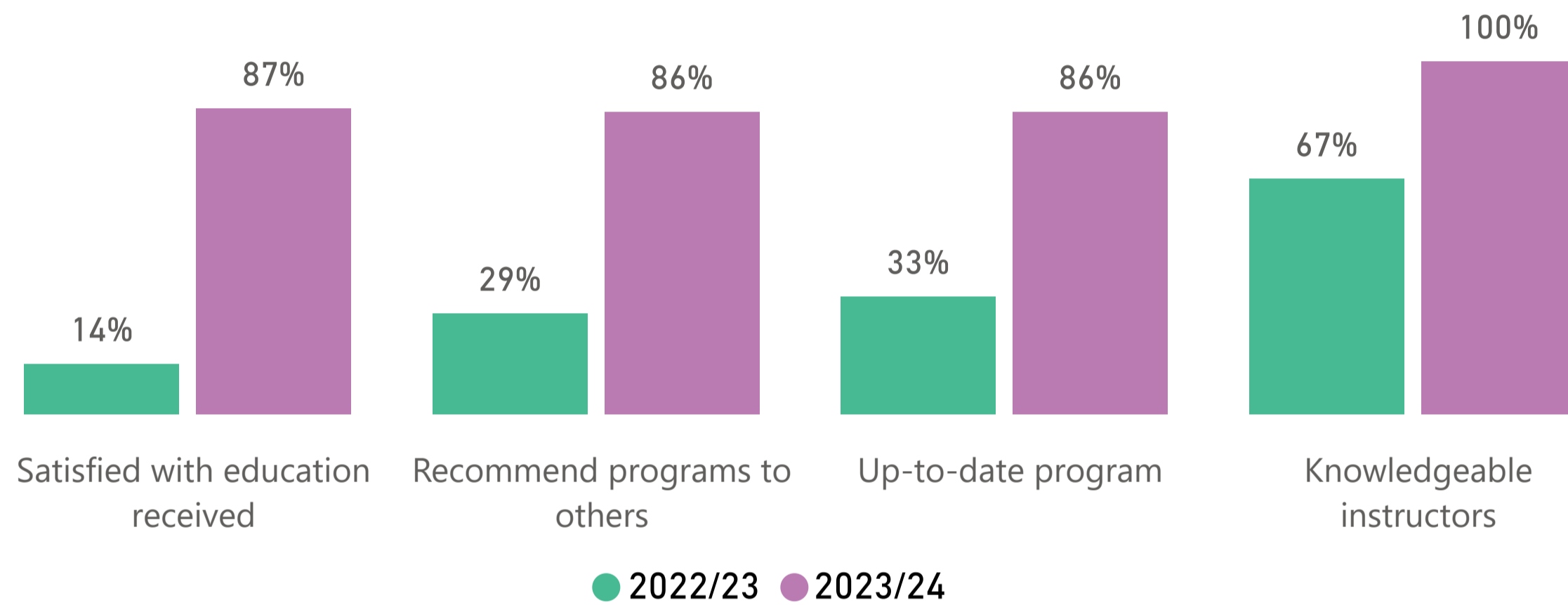
Note: Results with n<5 responses are too small of sample and are not displayed.

Salary Summary



This program, also known as Authorized Nurse Prescriber Reproductive Health/STBBI, helps RNs and RPNs gain competencies to safely and ethically incorporate prescriptive authority. The streams include Travel Health, Reproductive Health/STBBI and Diabetes Health.

Top-Box Score Overview



Graduate Activity Summary

	2020/21	2021/22	2022/23	2023/24
Graduate employed in Manitoba			100%	100%
Self-Employed			-	-
Looking for work			-	-
Student			-	-

Employment Outcome Comparison

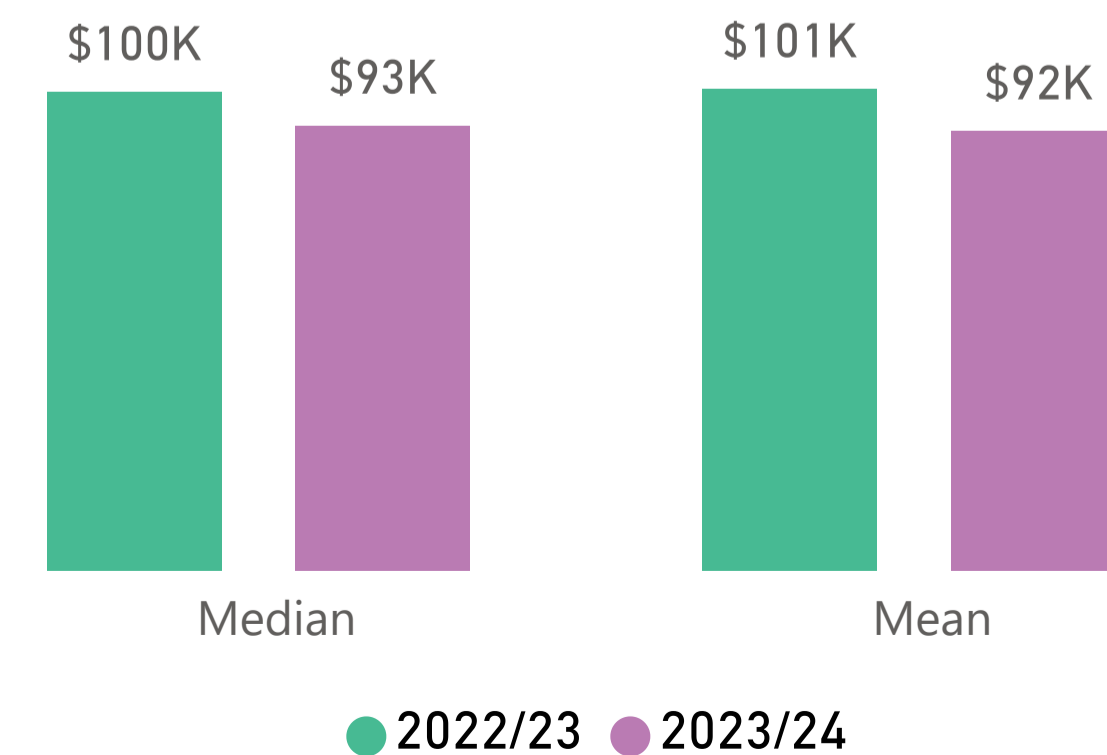
	2020/21	2021/22	2022/23	2023/24
Number of Graduates *		7	15	33
Respondent Count			8	15
Labour Force Employment Rate **			100%	100%
Training Related Employment Rate			88%	93%

* Number of Graduates is the count of graduates invited to participate in the survey.

** Labour force includes those who are employed and those who are looking for employment.

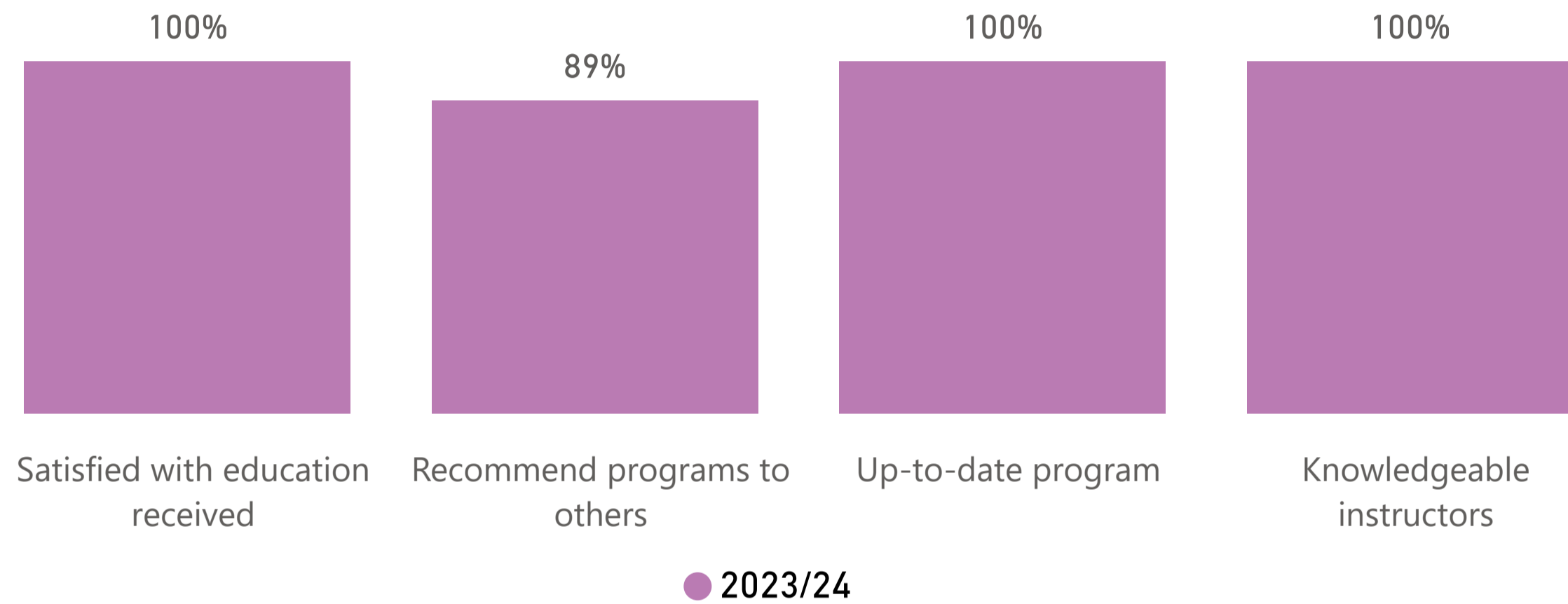
Note: Results with n<5 responses are too small of sample and are not displayed.

Salary Summary



The program is designed to assist nurses previously registered to return to active practice. Students in the program are Canadian educated nurses and Internationally Educated Nurses (IEN)s. The Nurse Re-entry Program (NREP) is a gap training program and courses are designed to specifically address the competency and knowledge gaps to meet entry level competencies for registered nurses in Manitoba.

Top-Box Score Overview



Graduate Activity Summary

	2020/21	2021/22	2022/23	2023/24
Graduate employed in Manitoba				100%
Self-Employed				-
Looking for work				-
Student				-

Employment Outcome Comparison

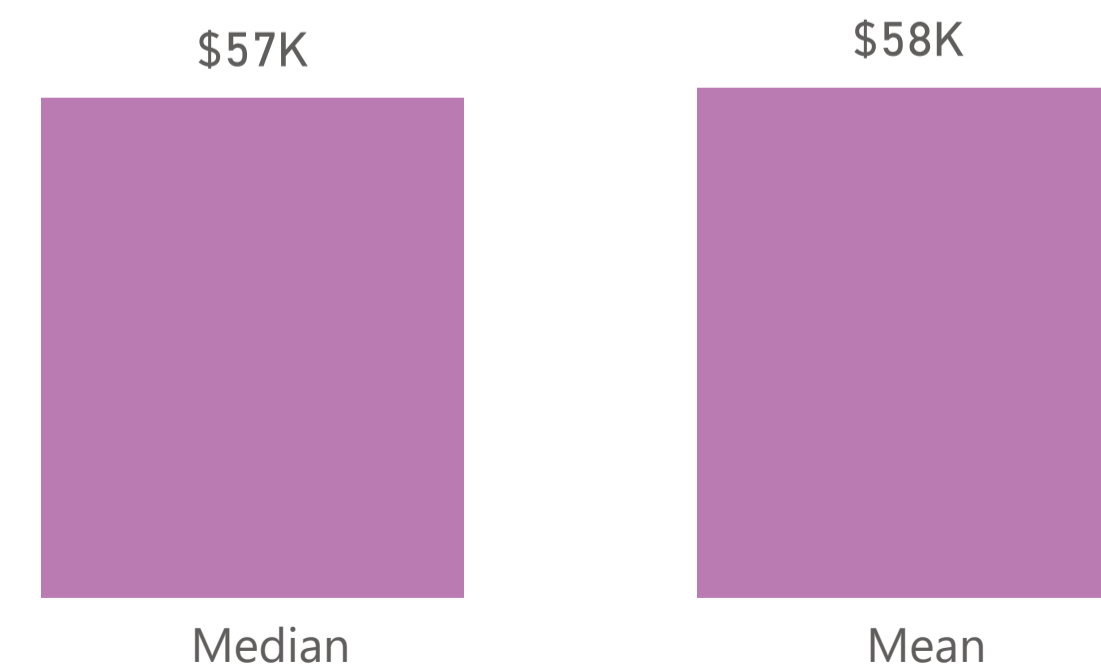
	2020/21	2021/22	2022/23	2023/24
Number of Graduates *				10
Respondent Count				9
Labour Force Employment Rate **				100%
Training Related Employment Rate				100%

* Number of Graduates is the count of graduates invited to participate in the survey.

** Labour force includes those who are employed and those who are looking for employment.

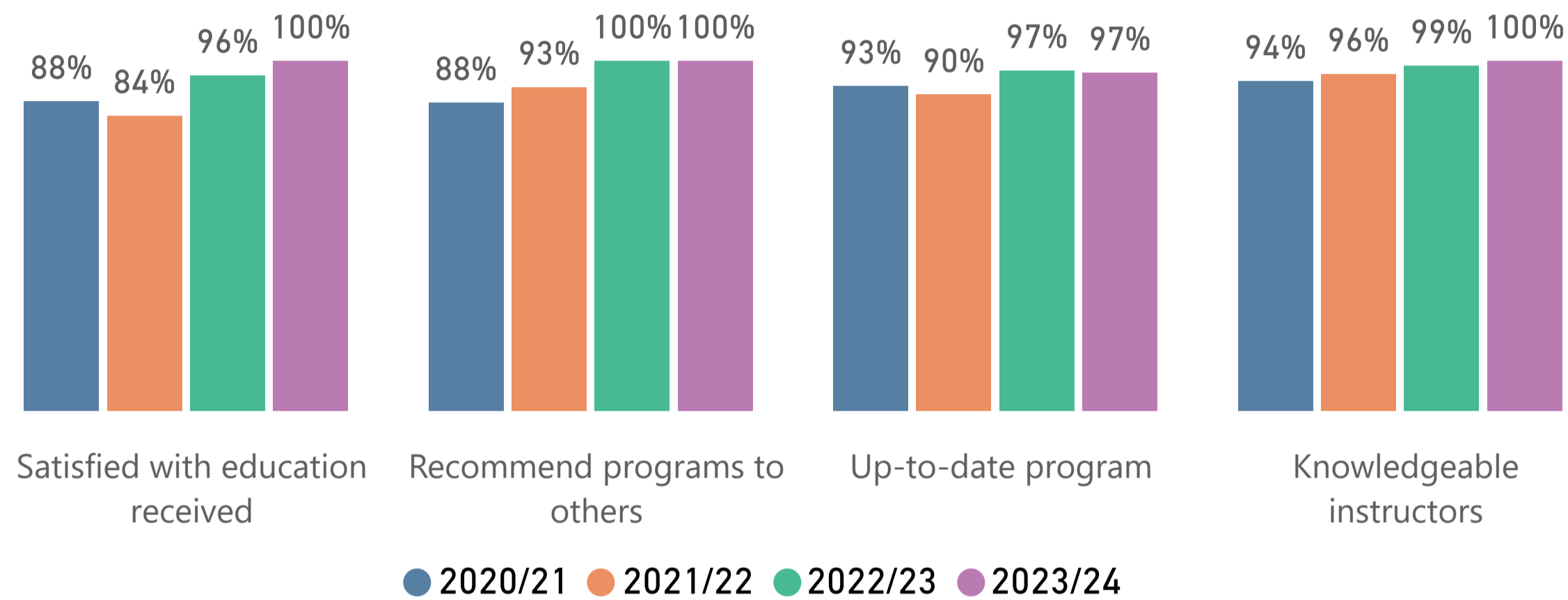
Note: Results with n<5 responses are too small of sample and are not displayed.

Salary Summary



Following successful completion, graduates receive a BN degree from RRC Polytech and may apply to write the Canadian Registered Nurse Examination (CRNE). After passing, they may apply to join the College of Registered Nurses of Manitoba (CRNM) and use the Registered Nurse (RN) designation. Graduates have credentials to work in all areas requiring professional RN expertise.

Top-Box Score Overview



Graduate Activity Summary

	2020/21	2021/22	2022/23	2023/24
Graduate employed in Manitoba	98%	96%	98%	98%
Self-Employed	1%	2%	3%	2%
Looking for work	1%	1%	1%	-
Student	-	-	-	-

Employment Outcome Comparison

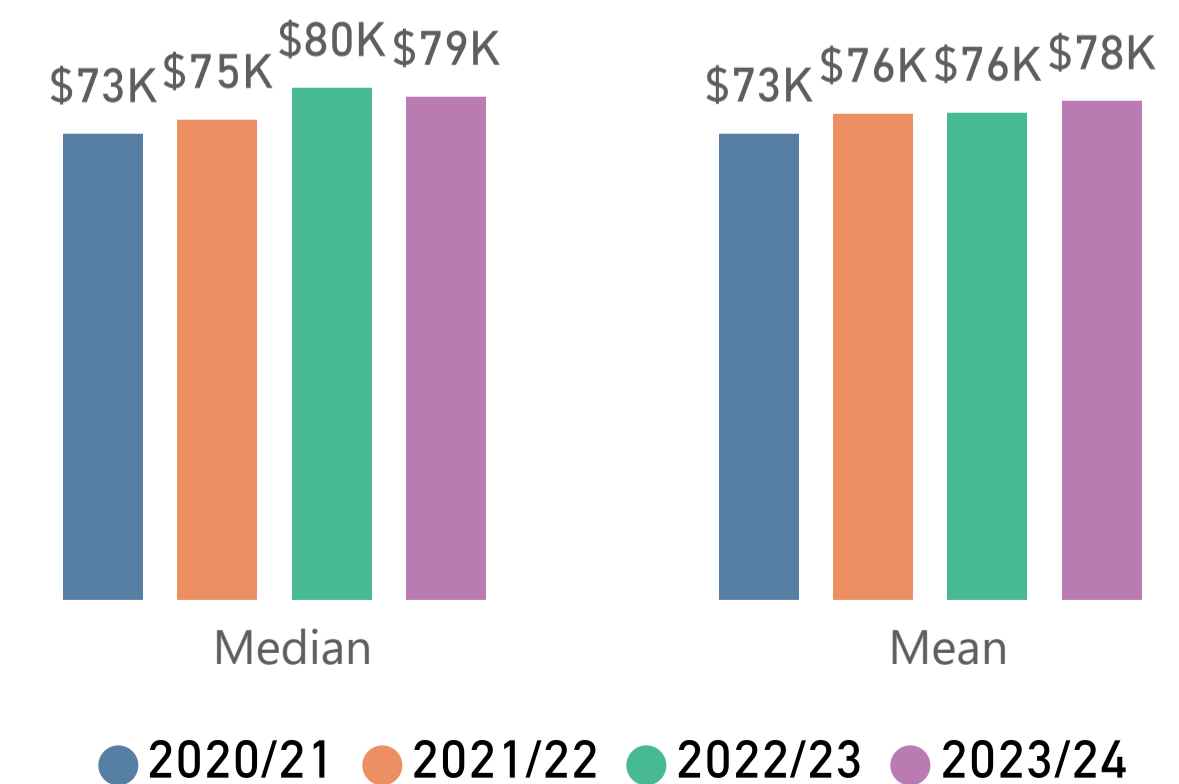
	2020/21	2021/22	2022/23	2023/24
Number of Graduates *	153	195	162	140
Respondent Count	73	87	79	59
Labour Force Employment Rate **	99%	99%	99%	100%
Training Related Employment Rate	100%	99%	99%	100%

* Number of Graduates is the count of graduates invited to participate in the survey.

** Labour force includes those who are employed and those who are looking for employment.

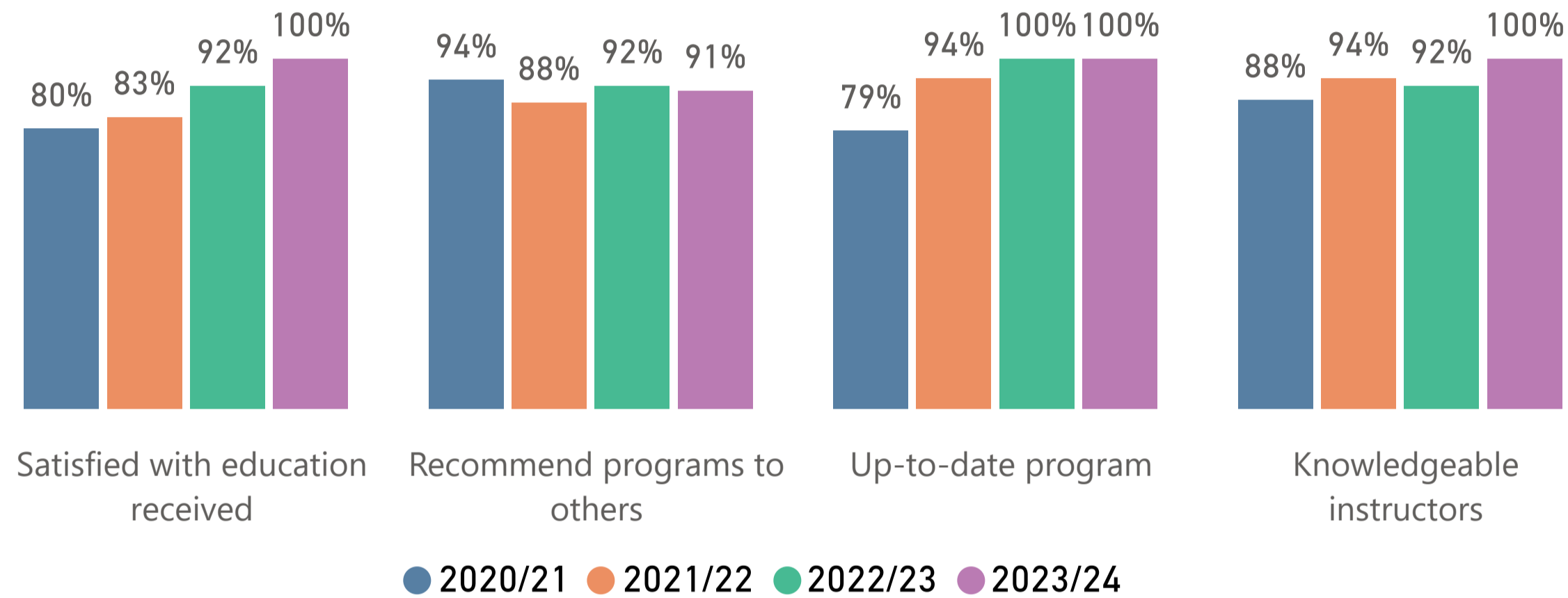
Note: Results with n<5 responses are too small of sample and are not displayed.

Salary Summary



This program addresses the role and responsibilities of an Occupational Health and Safety practitioner including risk management, hazard recognition, control, and prevention and safety management systems in the workplace, which make graduates able to work in diverse workplacements to inspect health and safety professional conditions, to train people and other related arrangements.

Top-Box Score Overview



Graduate Activity Summary

	2020/21	2021/22	2022/23	2023/24
Graduate employed in Manitoba	90%	100%	100%	100%
Self-Employed	-	6%	-	-
Looking for work	6%	11%	36%	-
Student	-	-	-	-

Employment Outcome Comparison

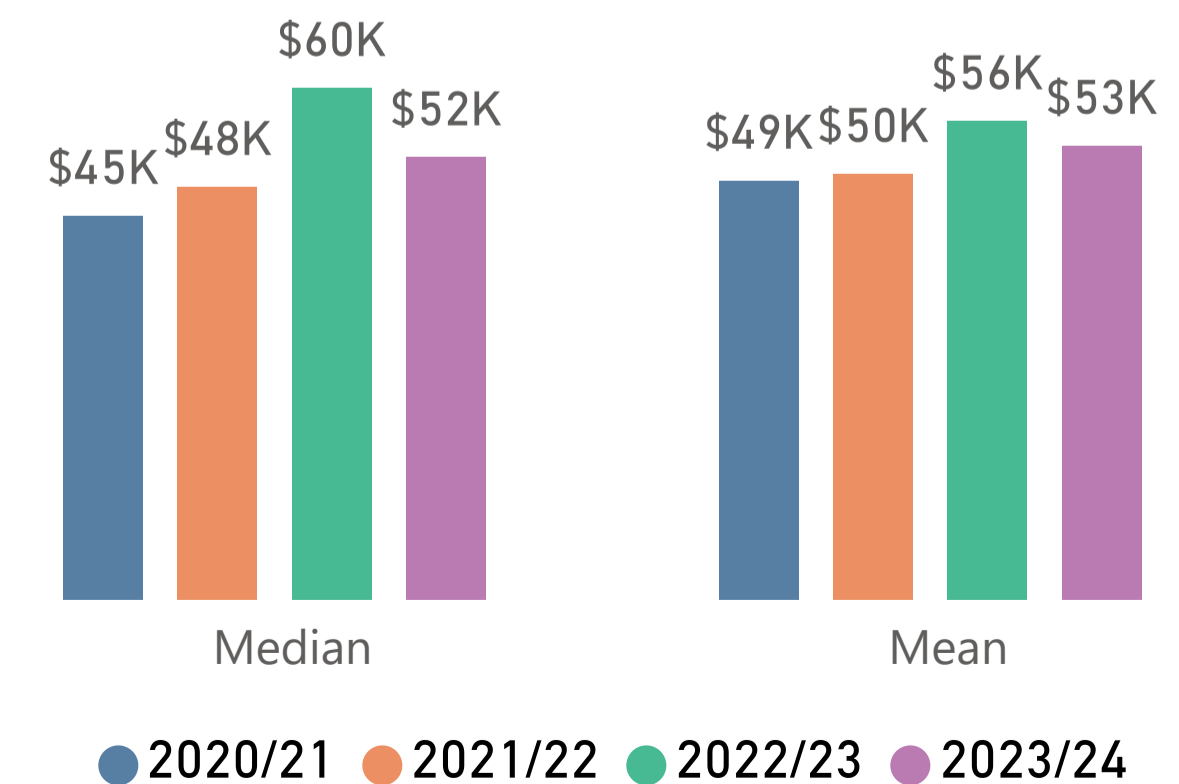
	2020/21	2021/22	2022/23	2023/24
Number of Graduates *	53	30	22	21
Respondent Count	36	18	14	11
Labour Force Employment Rate **	94%	89%	64%	100%
Training Related Employment Rate	84%	94%	100%	73%

* Number of Graduates is the count of graduates invited to participate in the survey.

** Labour force includes those who are employed and those who are looking for employment.

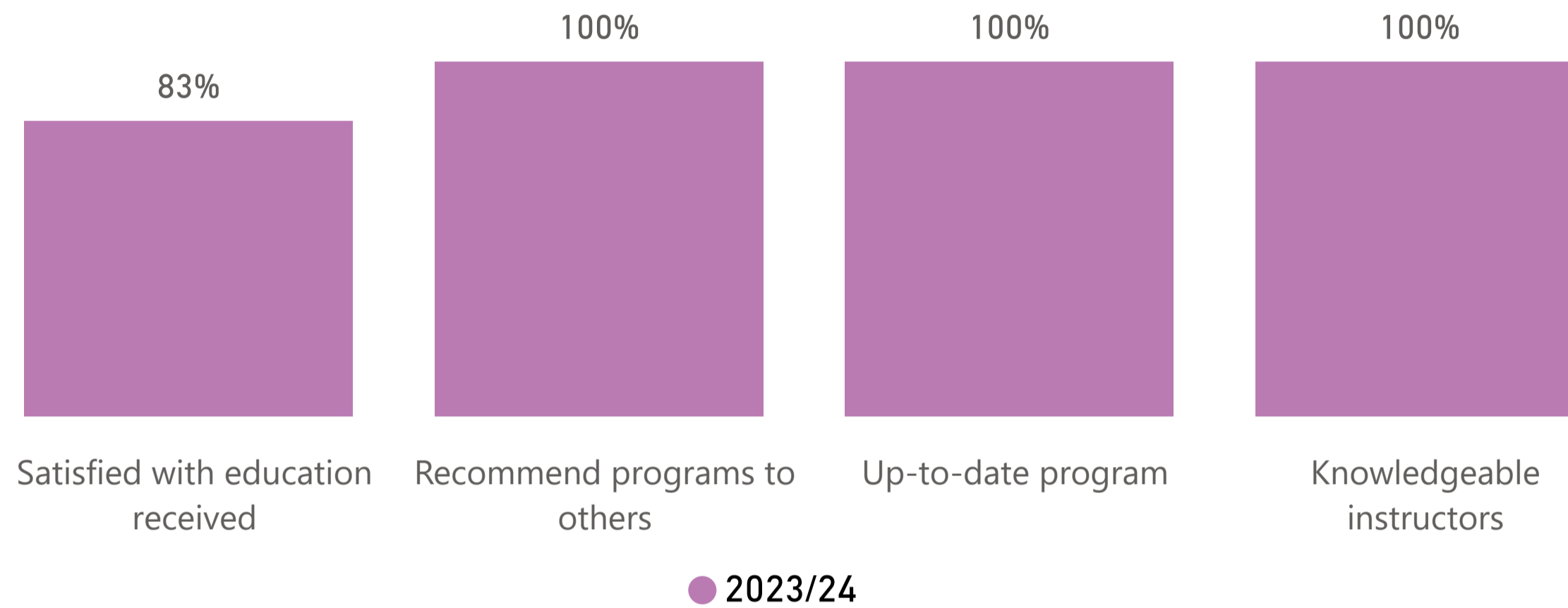
Note: Results with n<5 responses are too small of sample and are not displayed.

Salary Summary



This program provides knowledge and professional development for careers in materials, management, manufacturing/production and logistics. Students study operations topics including purchasing, accounting, supervision, inventory, traffic and storage. Offered by RRC Polytech with Association for Operations Management (APICS).

Top-Box Score Overview



Graduate Activity Summary

	2020/21	2021/22	2022/23	2023/24
Graduate employed in Manitoba				83%
Self-Employed				17%
Looking for work				-
Student				-

Employment Outcome Comparison

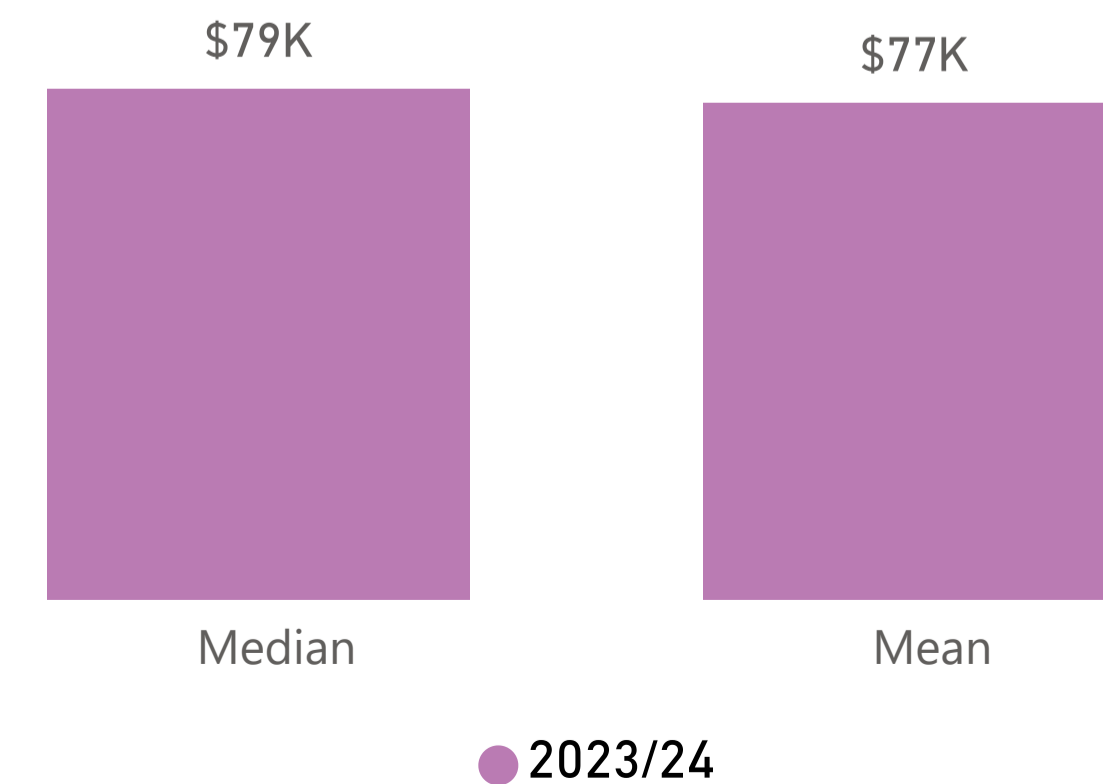
	2020/21	2021/22	2022/23	2023/24
Number of Graduates *	4	2	3	8
Respondent Count				6
Labour Force Employment Rate **				100%
Training Related Employment Rate				100%

* Number of Graduates is the count of graduates invited to participate in the survey.

** Labour force includes those who are employed and those who are looking for employment.

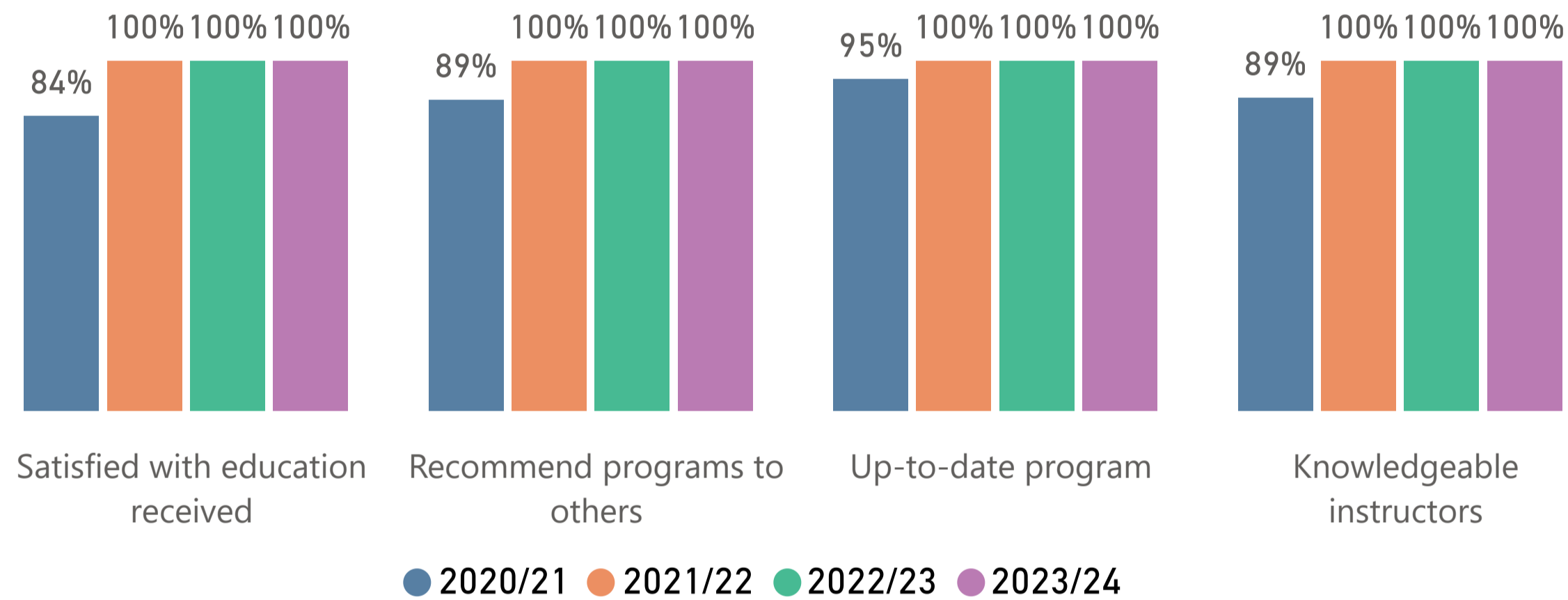
Note: Results with n<5 responses are too small of sample and are not displayed.

Salary Summary



This program provides academic and clinical experience to work in emergency medical services. It is accredited by the EQual Accreditation Canada and based on the national competency profile for Paramedicine – Primary Care Paramedic. Graduates may challenge COPR licensing exams and seek employment in rural and northern Manitoba.

Top-Box Score Overview



Graduate Activity Summary

	2020/21	2021/22	2022/23	2023/24
Graduate employed in Manitoba	100%	100%	100%	80%
Self-Employed	6%	-	-	-
Looking for work	-	-	-	-
Student	-	-	-	-

Employment Outcome Comparison

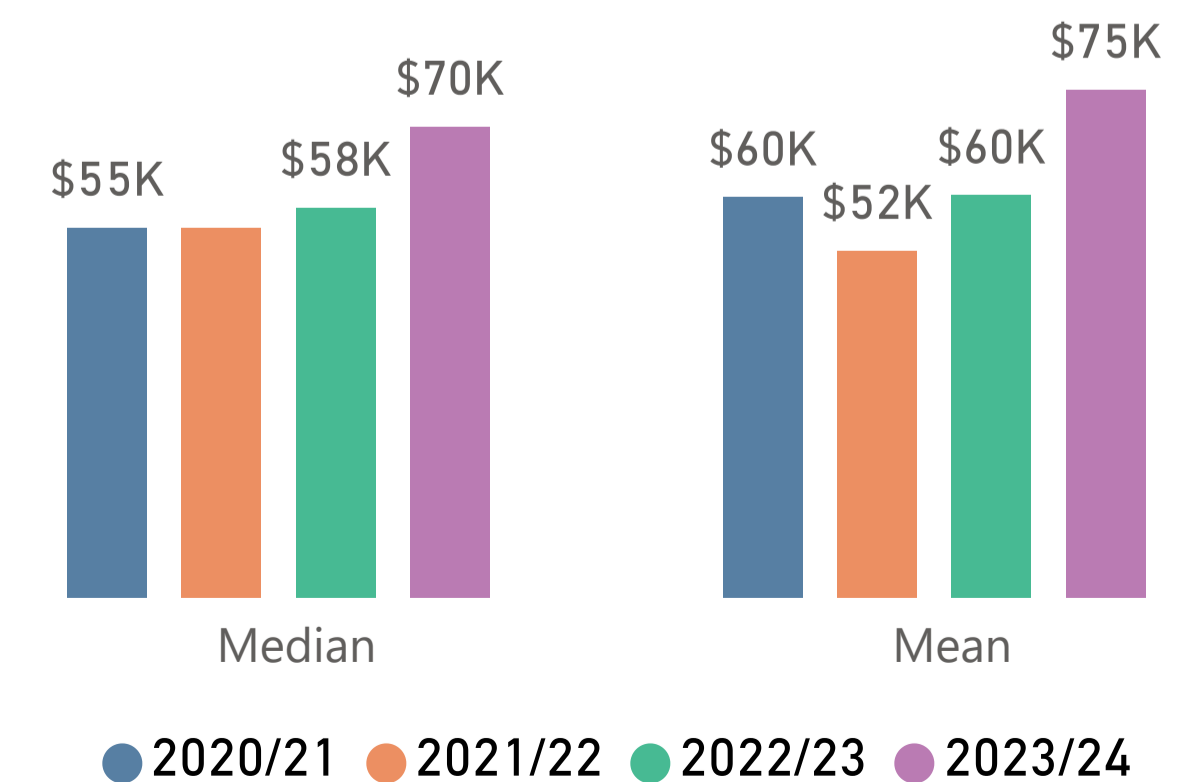
	2020/21	2021/22	2022/23	2023/24
Number of Graduates *	38	15	18	13
Respondent Count	19	9	10	5
Labour Force Employment Rate **	100%	100%	100%	100%
Training Related Employment Rate	88%	78%	100%	100%

* Number of Graduates is the count of graduates invited to participate in the survey.

** Labour force includes those who are employed and those who are looking for employment.

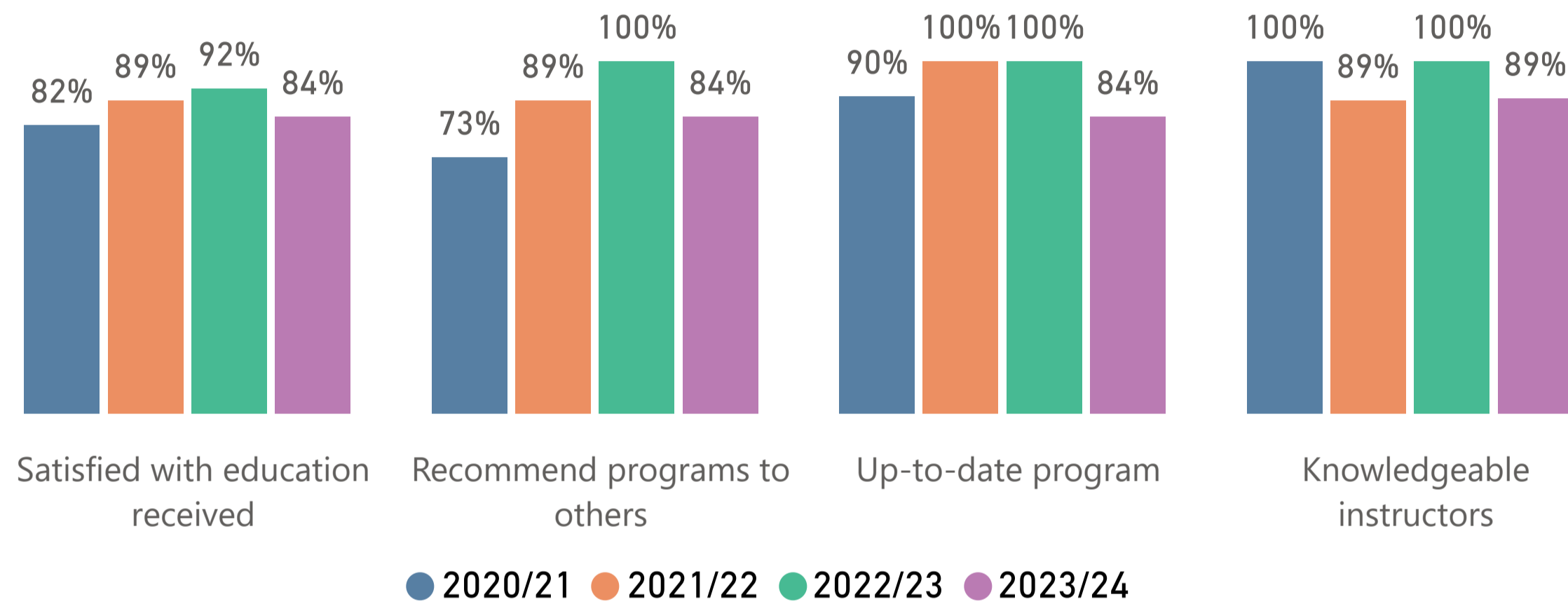
Note: Results with n<5 responses are too small of sample and are not displayed.

Salary Summary



This program provides skills for employment in pharmaceutical, biotech, and food production. Training includes hands-on learning in Solid Dosage Manufacturing, Biopharmaceutical Production, and Food Processing. Students produce drugs, vaccines, and gain food manufacturing skills to work in grain, dairy and other food processing related or supporting pharmaceutical roles.

Top-Box Score Overview



Graduate Activity Summary

	2020/21	2021/22	2022/23	2023/24
Graduate employed in Manitoba	100%	100%	100%	100%
Self-Employed	-	13%	14%	5%
Looking for work	8%	11%	-	-
Student	9%	-	-	-

Employment Outcome Comparison

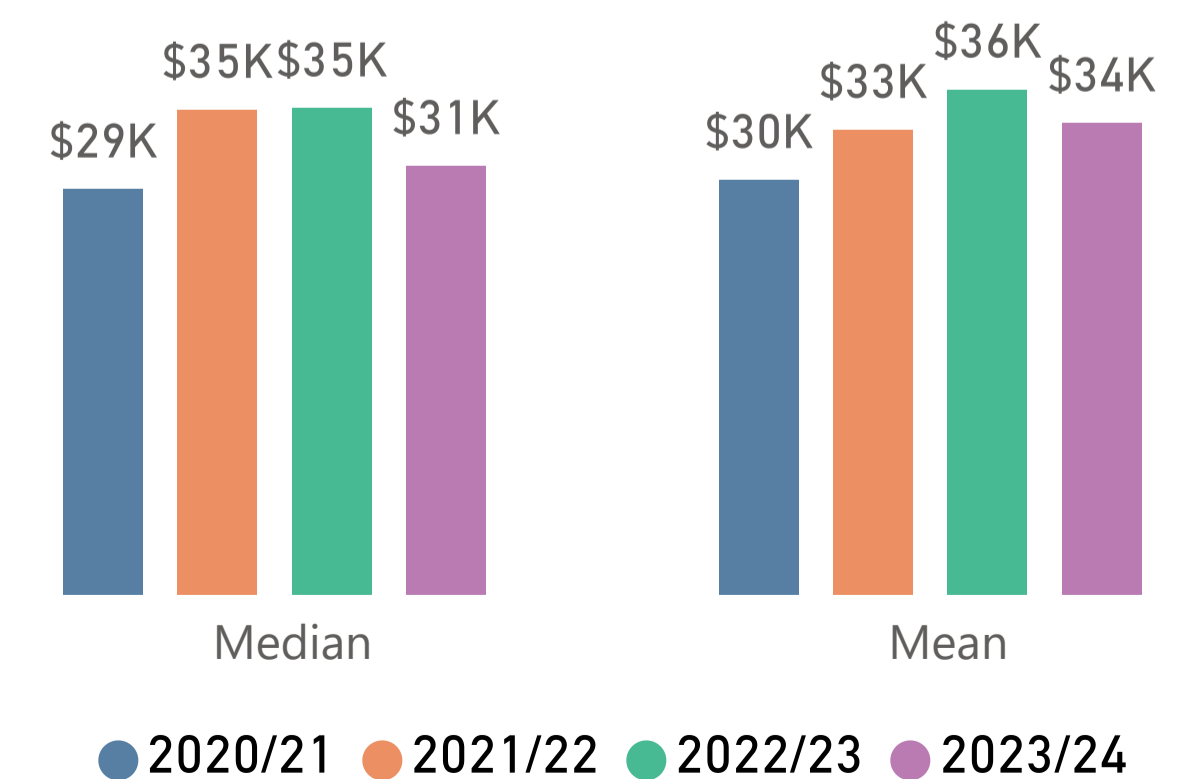
	2020/21	2021/22	2022/23	2023/24
Number of Graduates *	28	26	27	28
Respondent Count	12	9	15	19
Labour Force Employment Rate **	91%	89%	100%	100%
Training Related Employment Rate	67%	100%	64%	42%

* Number of Graduates is the count of graduates invited to participate in the survey.

** Labour force includes those who are employed and those who are looking for employment.

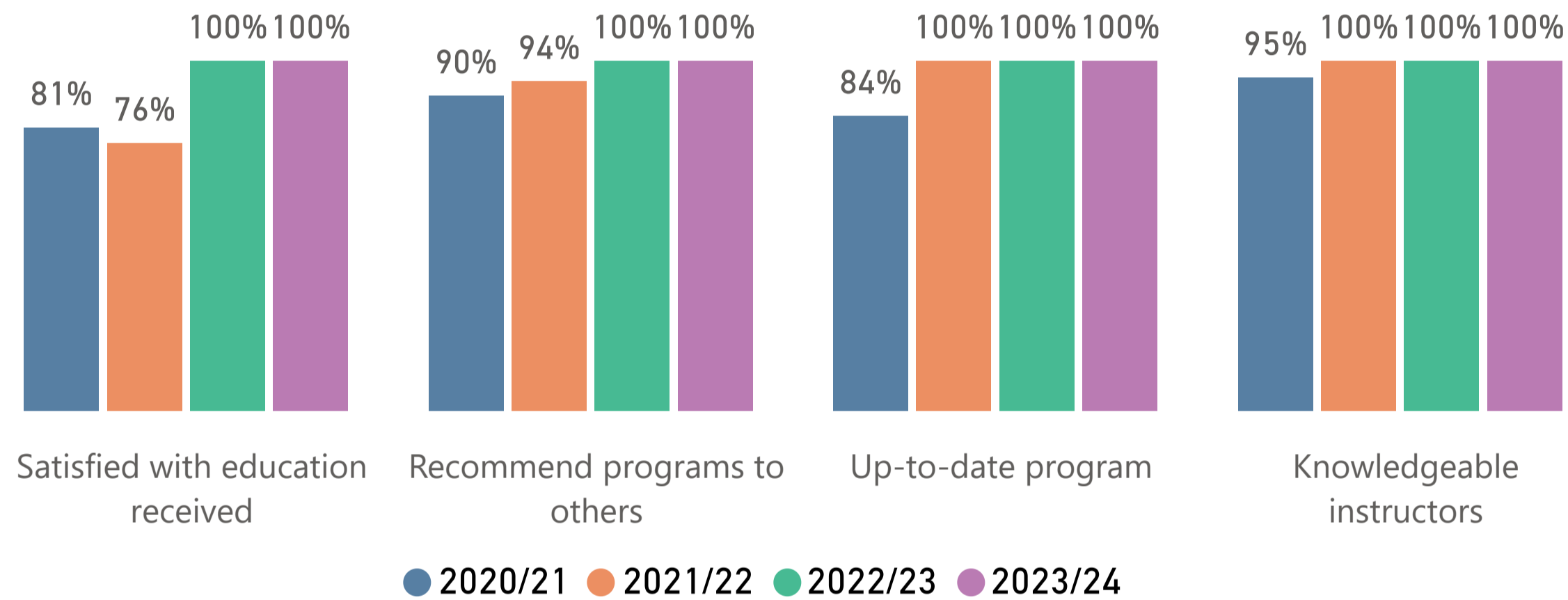
Note: Results with n<5 responses are too small of sample and are not displayed.

Salary Summary



This program provides the knowledge and skills required to install and repair piping systems in residential and commercial buildings. Graduates find employment with plumbing contractors or in industrial plants. Job opportunities include plumbers, steamfitters, and fire protection installers.

Top-Box Score Overview



Graduate Activity Summary

	2020/21	2021/22	2022/23	2023/24
Graduate employed in Manitoba	100%	100%	100%	100%
Self-Employed	5%	-	8%	8%
Looking for work	-	-	8%	7%
Student	9%	-	-	-

Employment Outcome Comparison

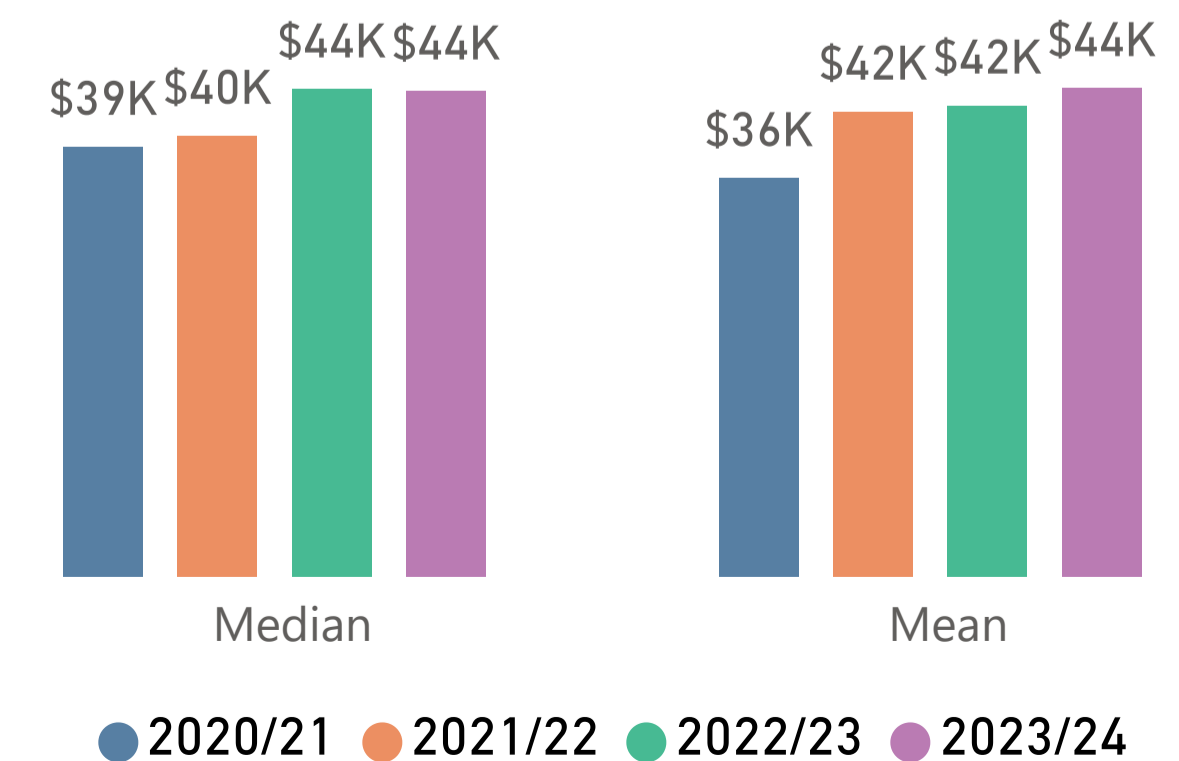
	2020/21	2021/22	2022/23	2023/24
Number of Graduates *	43	27	33	37
Respondent Count	22	18	13	15
Labour Force Employment Rate **	100%	100%	92%	93%
Training Related Employment Rate	85%	94%	92%	77%

* Number of Graduates is the count of graduates invited to participate in the survey.

** Labour force includes those who are employed and those who are looking for employment.

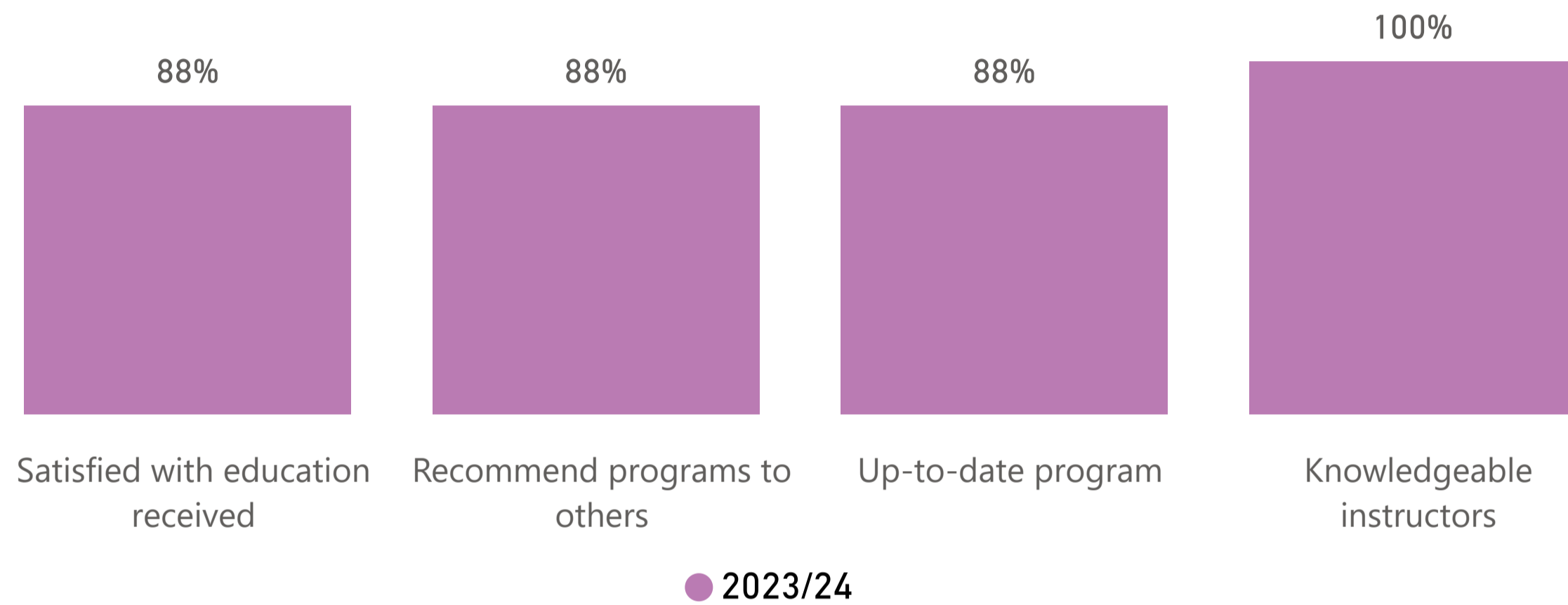
Note: Results with n<5 responses are too small of sample and are not displayed.

Salary Summary



Expand your knowledge in Power Engineering. Build upon your 4th class license and study the theoretical as well as practical boiler applications. Through theory and practical training, you will learn about the operation and maintenance of boilers, refrigeration systems, HVAC systems and other process components.

Top-Box Score Overview



Graduate Activity Summary

	2020/21	2021/22	2022/23	2023/24
Graduate employed in Manitoba				100%
Self-Employed				-
Looking for work				-
Student				-

Employment Outcome Comparison

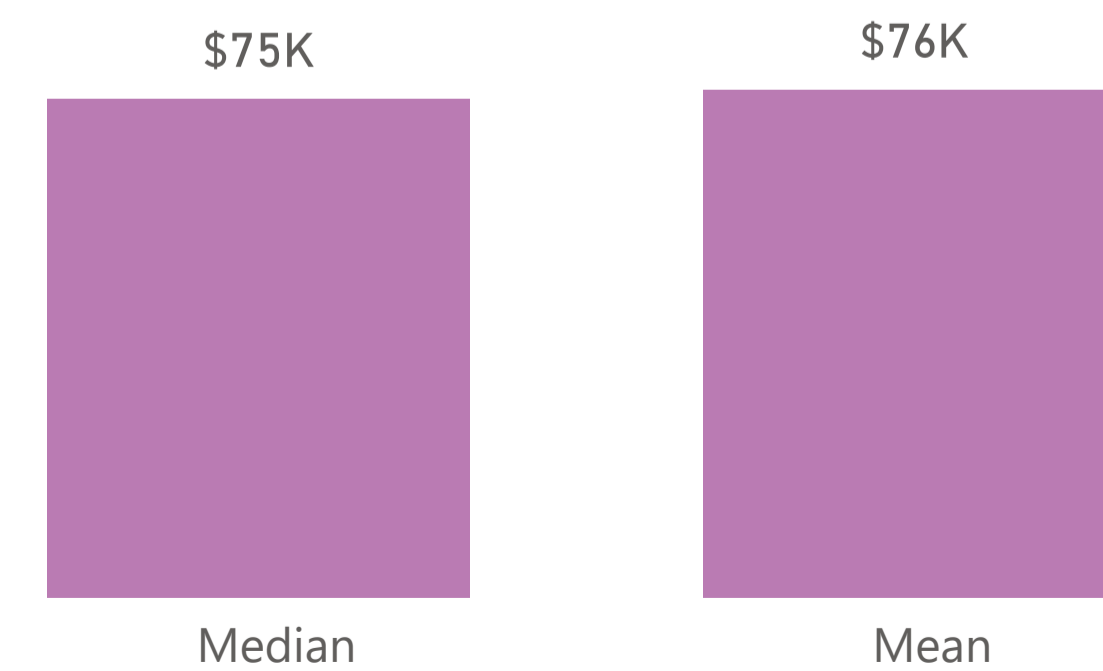
	2020/21	2021/22	2022/23	2023/24
Number of Graduates *			7	11
Respondent Count				8
Labour Force Employment Rate **				100%
Training Related Employment Rate				100%

* Number of Graduates is the count of graduates invited to participate in the survey.

** Labour force includes those who are employed and those who are looking for employment.

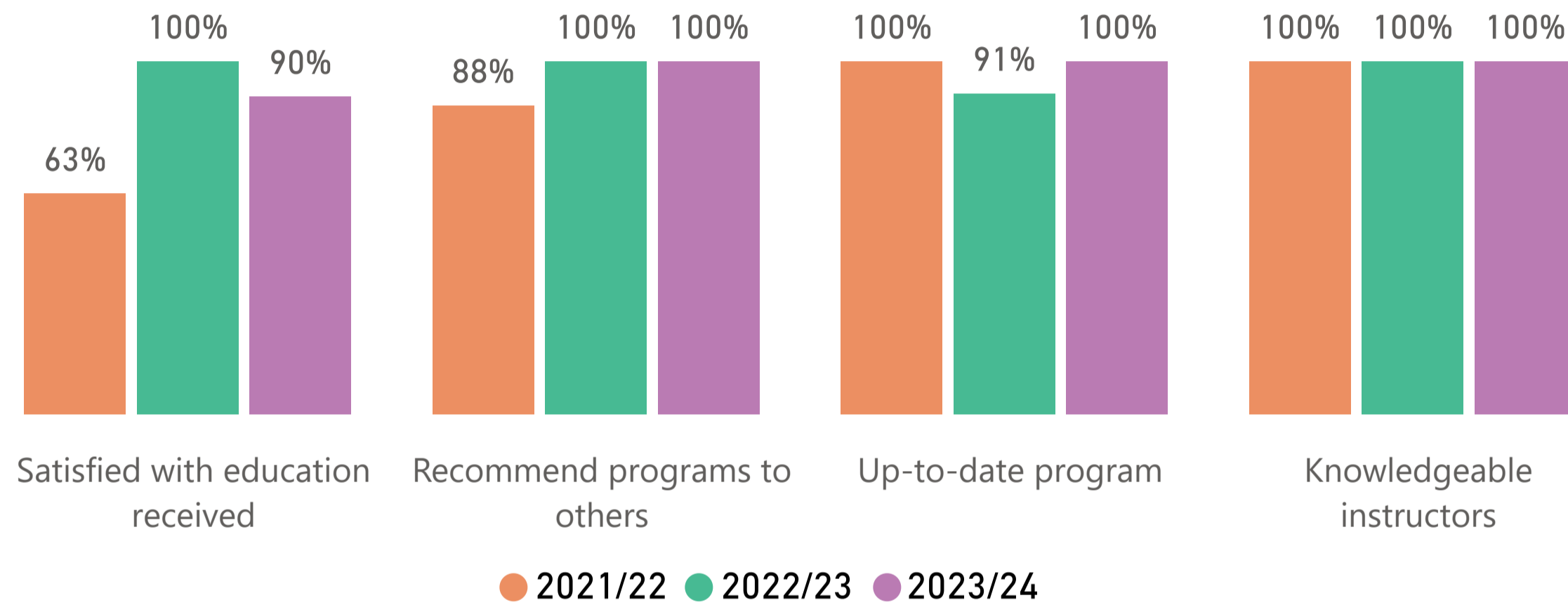
Note: Results with n<5 responses are too small of sample and are not displayed.

Salary Summary



This program develops the knowledge and skills required for the safe and efficient operation of process equipment in residential, institutional, commercial, and industrial establishments. The program's main focus is on power plant operation.

Top-Box Score Overview



Graduate Activity Summary

	2020/21	2021/22	2022/23	2023/24
Graduate employed in Manitoba		100%	100%	100%
Self-Employed		-	-	-
Looking for work		13%	17%	10%
Student		-	30%	-

Employment Outcome Comparison

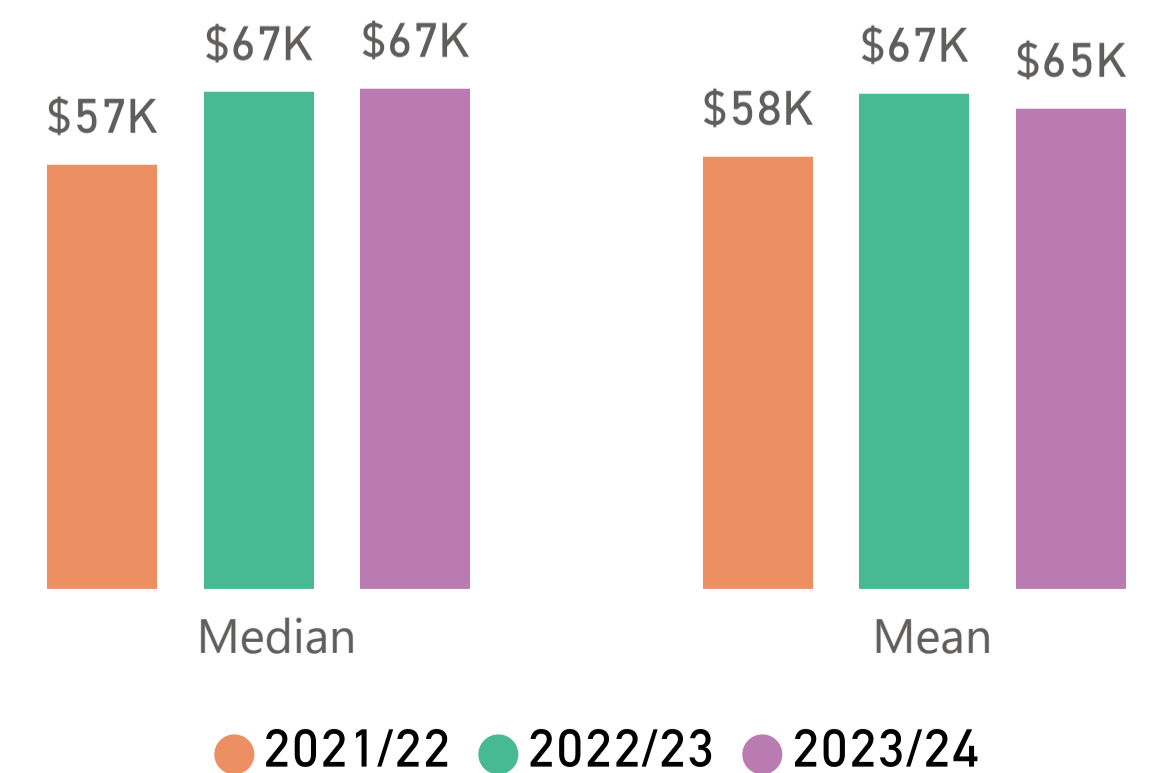
	2020/21	2021/22	2022/23	2023/24
Number of Graduates *		16	16	21
Respondent Count		8	12	10
Labour Force Employment Rate **		88%	78%	89%
Training Related Employment Rate		71%	100%	100%

* Number of Graduates is the count of graduates invited to participate in the survey.

** Labour force includes those who are employed and those who are looking for employment.

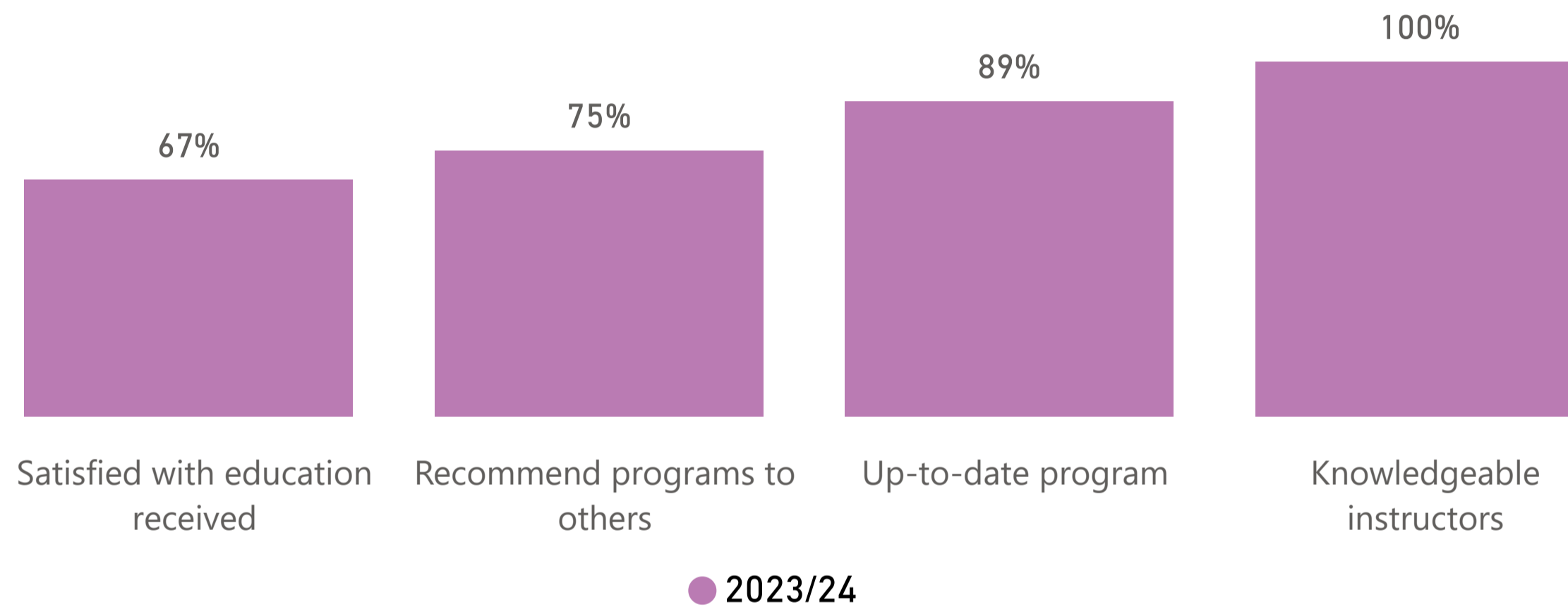
Note: Results with n<5 responses are too small of sample and are not displayed.

Salary Summary



This program will provide you with the skills required to operate and maintain boilers and related mechanical equipment such as air compressors, generators, motors, turbines, air conditioning units, refrigeration equipment, and steam or hot water boilers to provide utilities such as light, heat, climate control or power for buildings and industrial processes.

Top-Box Score Overview



Graduate Activity Summary

	2020/21	2021/22	2022/23	2023/24
Graduate employed in Manitoba				100%
Self-Employed				-
Looking for work				11%
Student				-

Employment Outcome Comparison

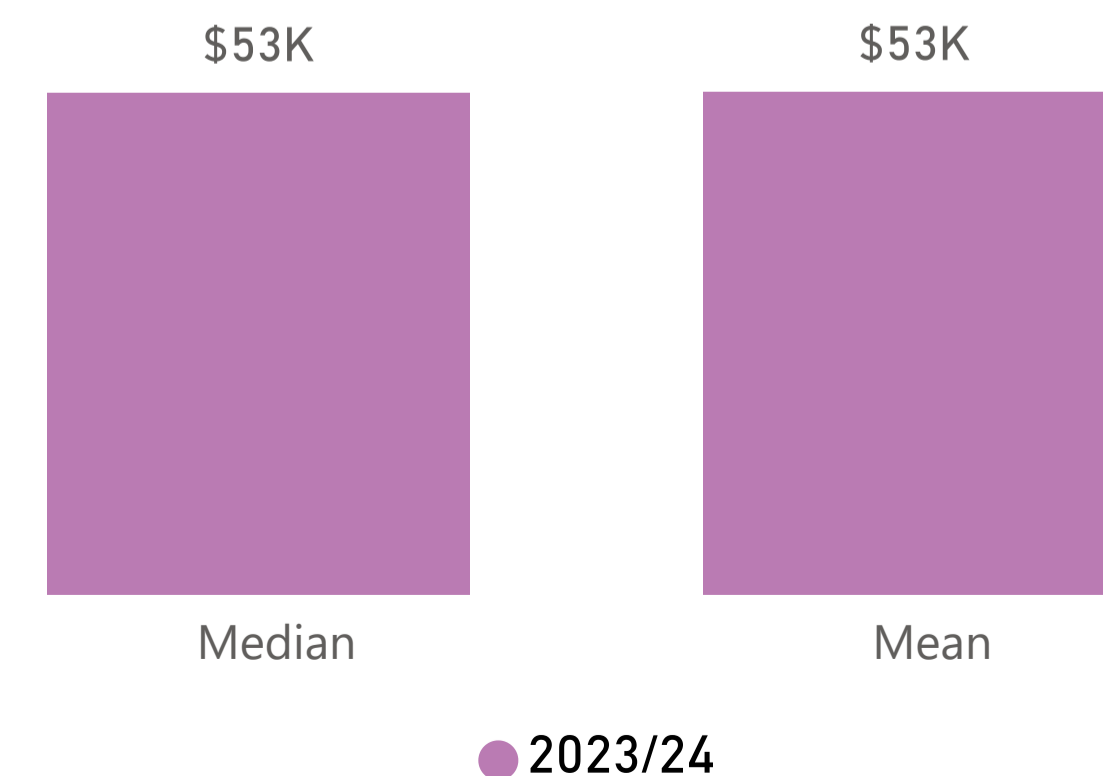
	2020/21	2021/22	2022/23	2023/24
Number of Graduates *		4	7	13
Respondent Count				9
Labour Force Employment Rate **				89%
Training Related Employment Rate				100%

* Number of Graduates is the count of graduates invited to participate in the survey.

** Labour force includes those who are employed and those who are looking for employment.

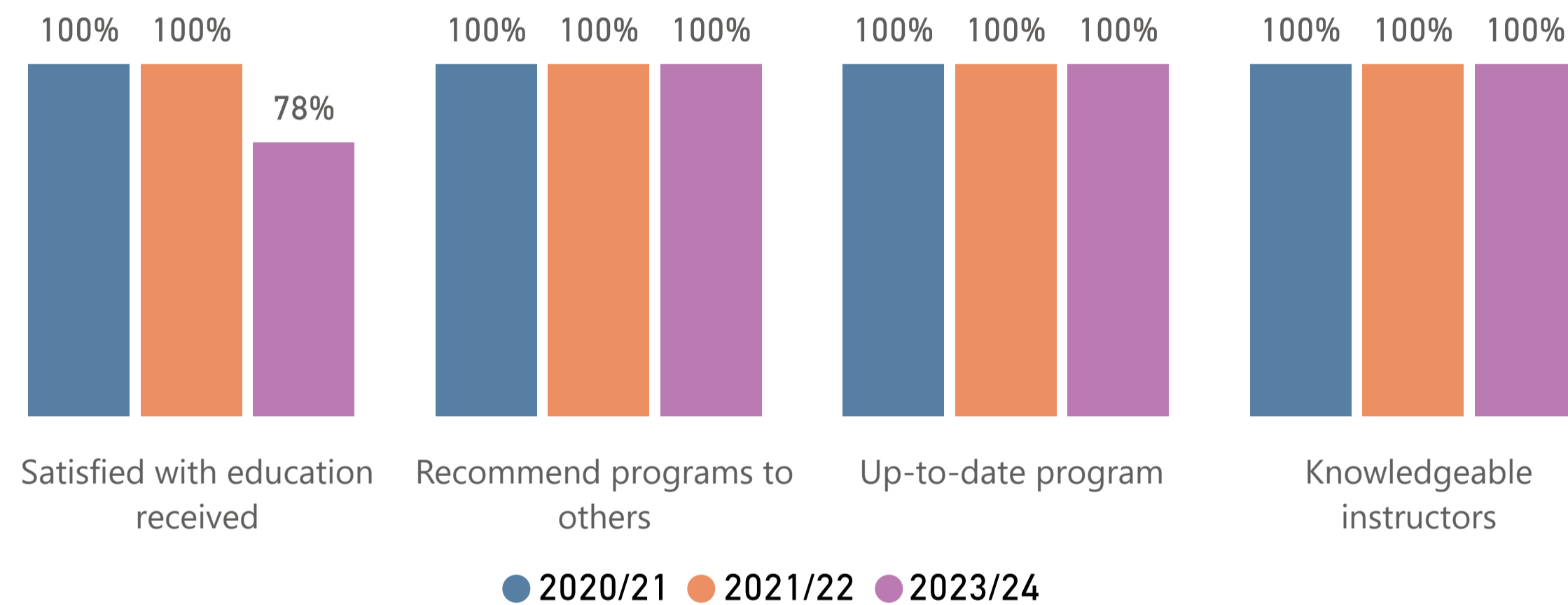
Note: Results with n<5 responses are too small of sample and are not displayed.

Salary Summary



The Professional Baking and Pastry program will prepare students with the practical skills needed to enter into baking and pastry positions in a wide variety of establishments. Through hands-on lessons, students will prepare yeast goods, sourdough breads, quick breads, Viennoiserie, pies, pastries, cookies, cakes, plated desserts and chocolates.

Top-Box Score Overview



Graduate Activity Summary

	2020/21	2021/22	2022/23	2023/24
Graduate employed in Manitoba	100%	88%		100%
Self-Employed	-	-		-
Looking for work	-	-		-
Student	-	-		-

Employment Outcome Comparison

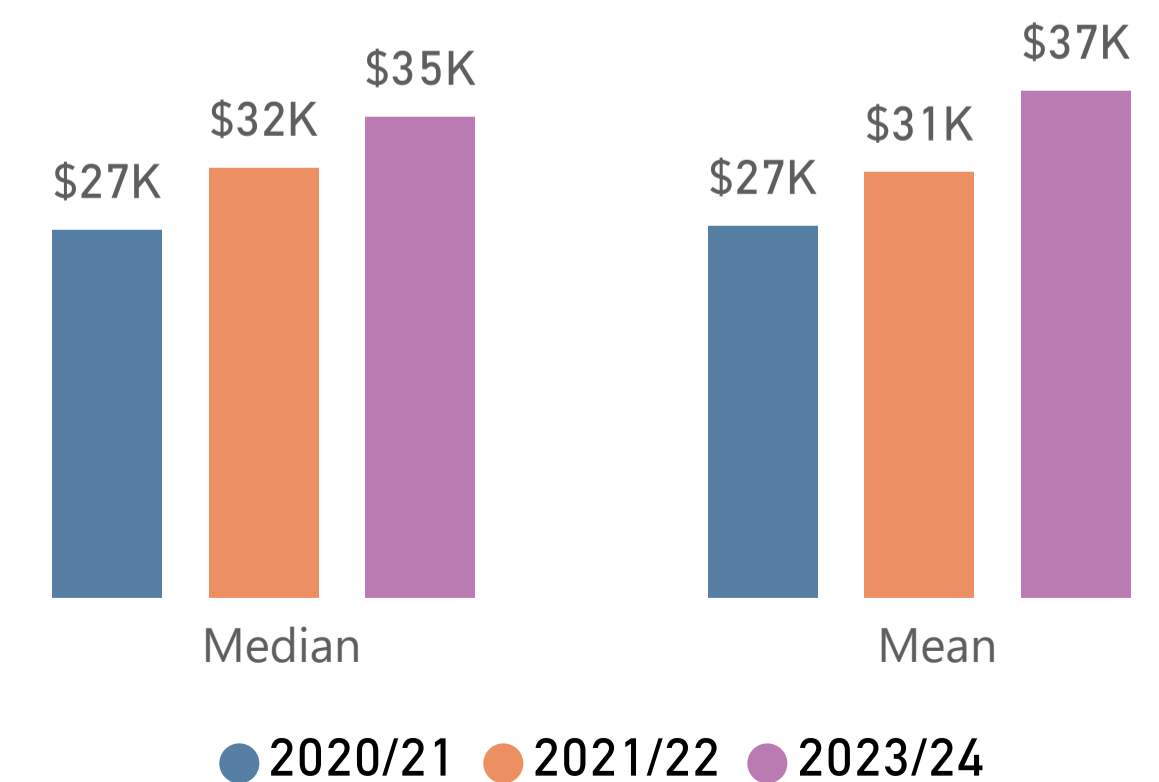
	2020/21	2021/22	2022/23	2023/24
Number of Graduates *	14	8	11	19
Respondent Count	12	8		9
Labour Force Employment Rate **	100%	100%		100%
Training Related Employment Rate	92%	100%		89%

* Number of Graduates is the count of graduates invited to participate in the survey.

** Labour force includes those who are employed and those who are looking for employment.

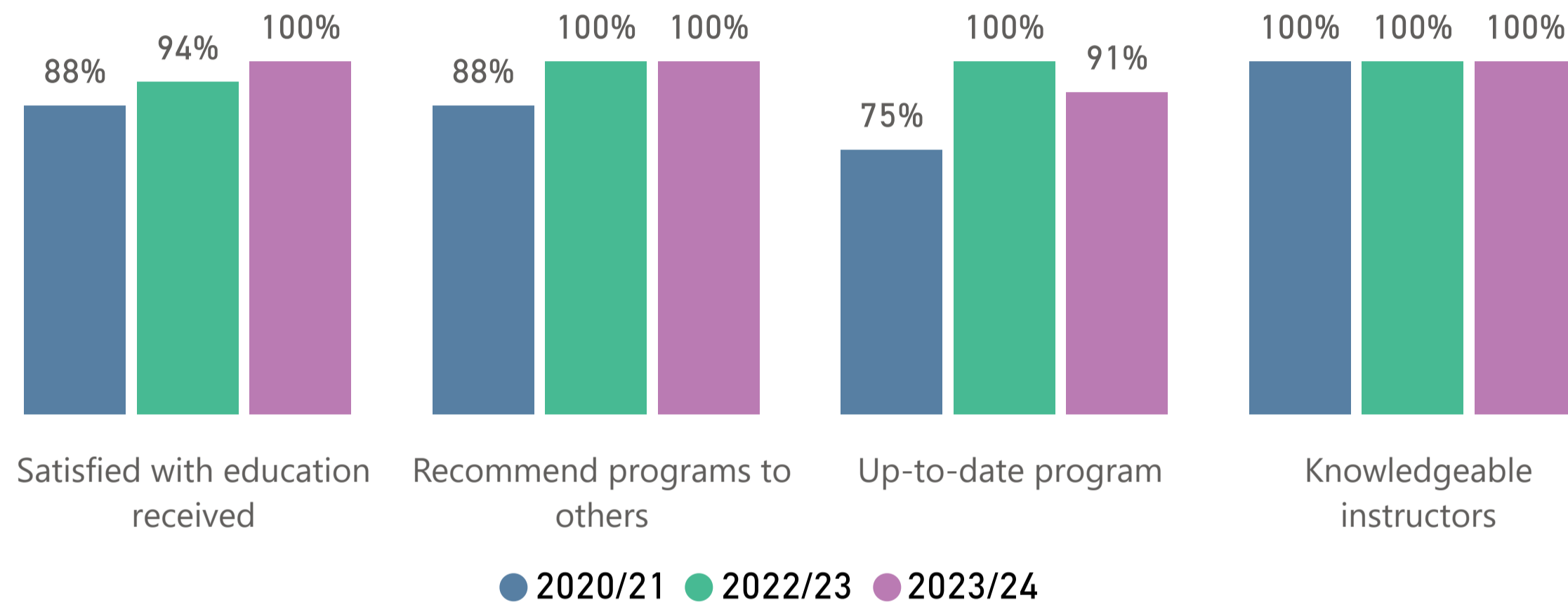
Note: Results with n<5 responses are too small of sample and are not displayed.

Salary Summary



Students gain the knowledge and skills required to develop technical and creative aspects of digital imaging manipulation, lighting, Single Lens Reflex (SLR) operation, exposure, composition, printing, editing, retouching and processing, as well as foundational business skills. Employment opportunities include position as Commercial and Advertising Photographer, Portrait and Event Photographer, Digital Imaging Technician or an Entrepreneur.

Top-Box Score Overview



Graduate Activity Summary

	2020/21	2021/22	2022/23	2023/24
Graduate employed in Manitoba	100%	100%	83%	95%
Self-Employed	14%	17%	36%	21%
Looking for work	-	13%	5%	9%
Student	11%	-	6%	10%

Employment Outcome Comparison

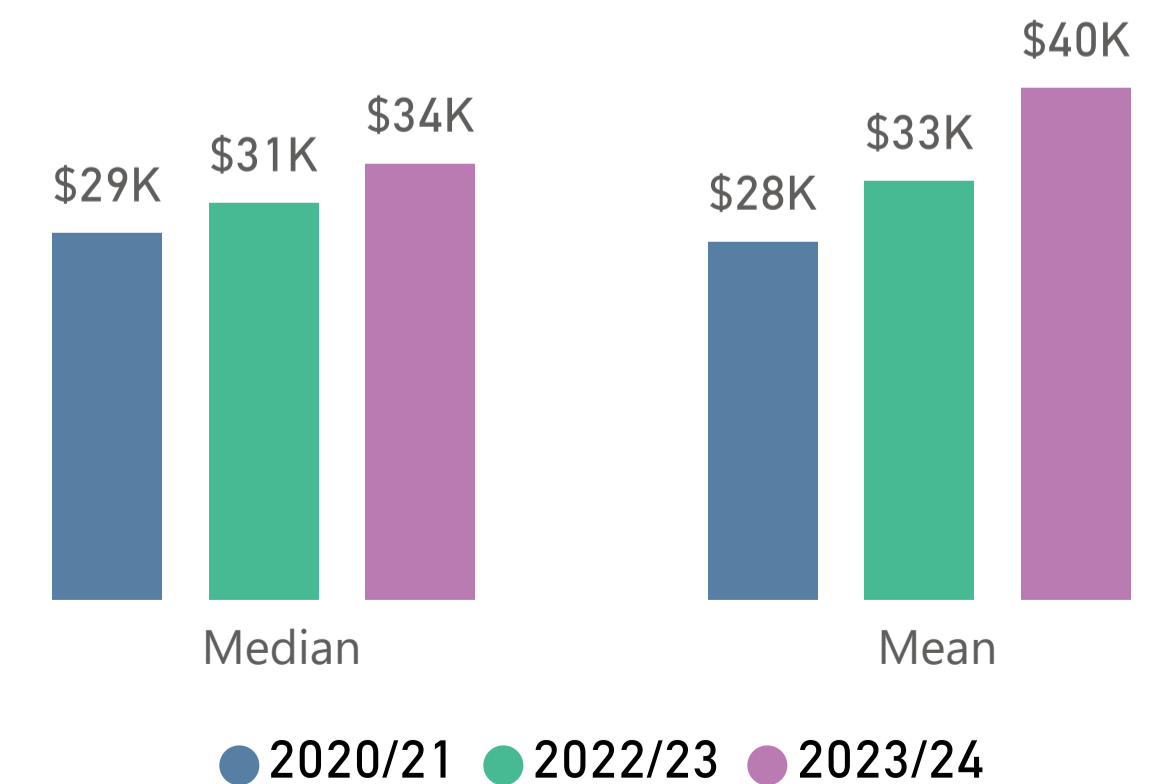
	2020/21	2021/22	2022/23	2023/24
Number of Graduates *	20	33	44	32
Respondent Count	9	8	19	23
Labour Force Employment Rate **	100%	88%	94%	90%
Training Related Employment Rate	50%	71%	50%	58%

* Number of Graduates is the count of graduates invited to participate in the survey.

** Labour force includes those who are employed and those who are looking for employment.

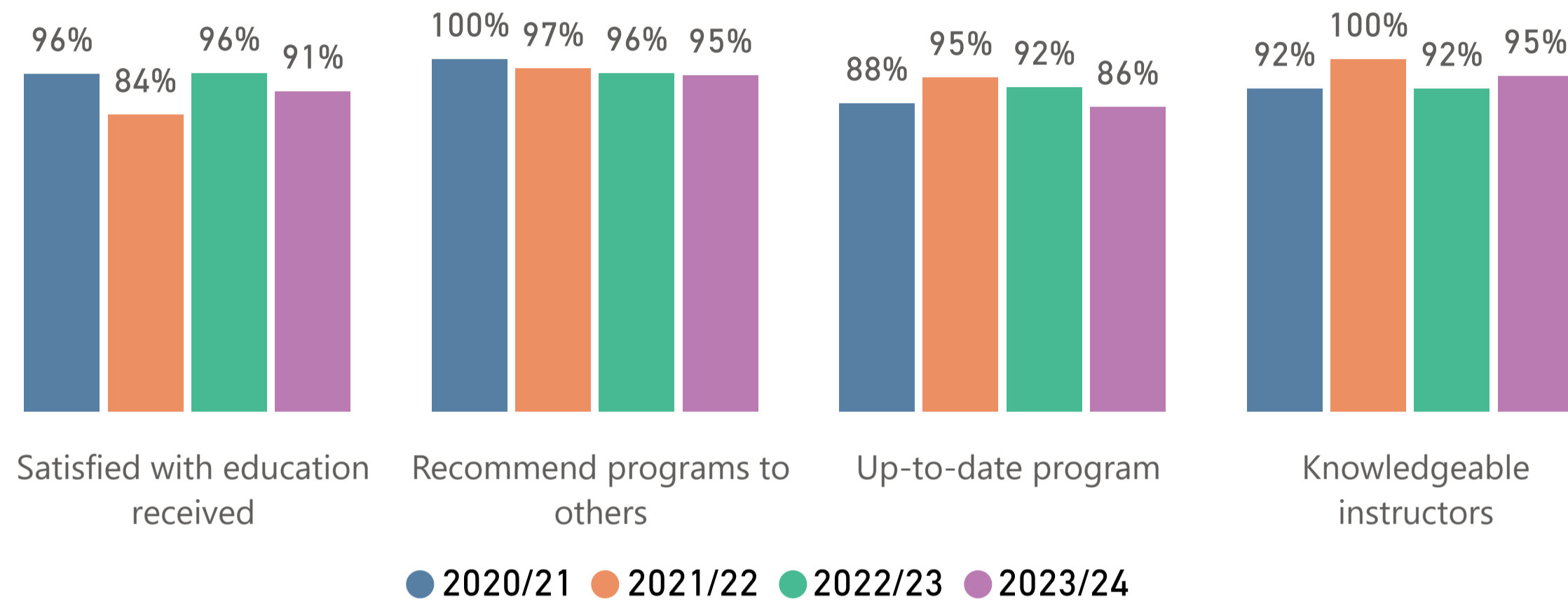
Note: Results with n<5 responses are too small of sample and are not displayed.

Salary Summary



Students develop the critical project management skills needed to effectively manage programs or projects in a variety of complex environments. Information regarding Project Management Institute (PMI®) and the requirements for a professional certification (PMP®) are covered through the program, expanding opportunities for professionals to engage across diverse project management roles.

Top-Box Score Overview



Graduate Activity Summary

	2020/21	2021/22	2022/23	2023/24
Graduate employed in Manitoba	94%	100%	94%	100%
Self-Employed	-	3%	4%	-
Looking for work	-	3%	-	-
Student	-	-	-	-

Employment Outcome Comparison

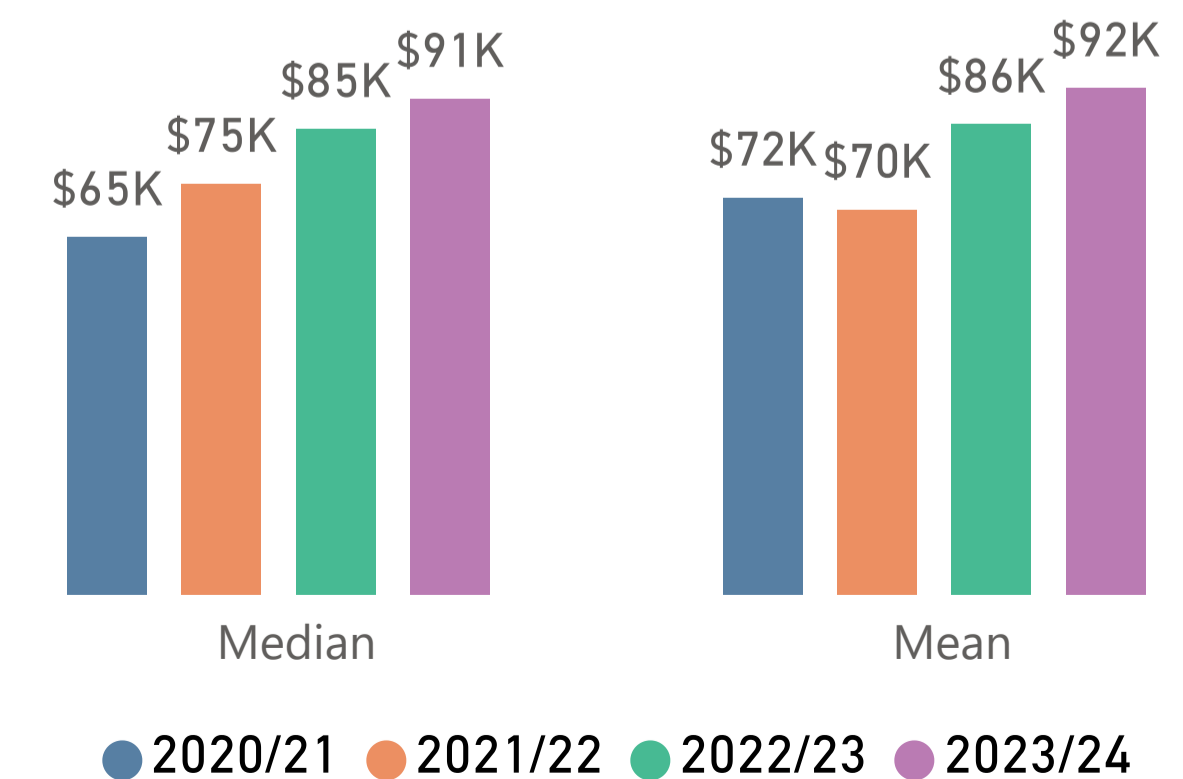
	2020/21	2021/22	2022/23	2023/24
Number of Graduates *	52	56	41	35
Respondent Count	24	38	27	22
Labour Force Employment Rate **	100%	97%	100%	100%
Training Related Employment Rate	83%	89%	74%	77%

* Number of Graduates is the count of graduates invited to participate in the survey.

** Labour force includes those who are employed and those who are looking for employment.

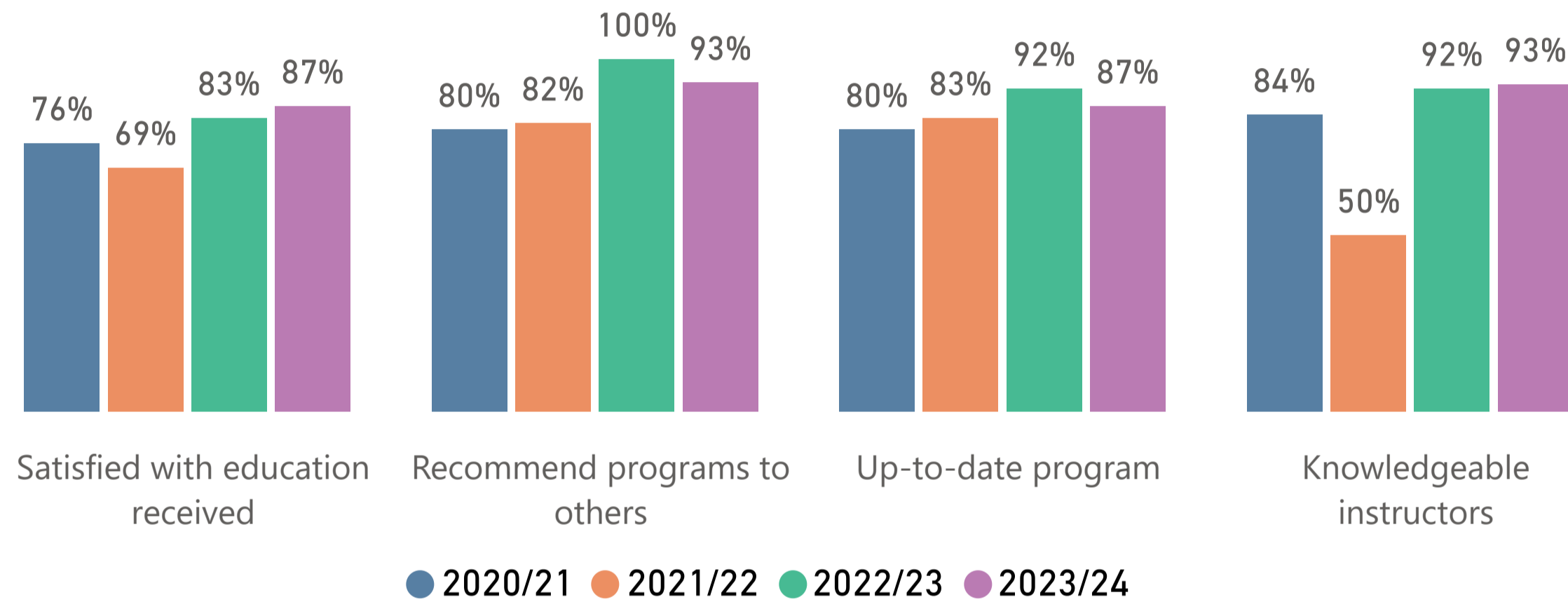
Note: Results with n<5 responses are too small of sample and are not displayed.

Salary Summary



This program provides theoretical and practical knowledge of refrigeration systems, air conditioning, piping, welding and wiring. Emphasis is placed on safety regulations for using, reusing, recycling, recovering, and reclaiming hydrochlorofluorocarbons (HCFC) and hydrofluorocarbons (HFC) refrigerants and safe handling and disposal of chlorofluorocarbons (CFCs). Technicians install, repair, service, and design HVAC/R equipment.

Top-Box Score Overview



Graduate Activity Summary

	2020/21	2021/22	2022/23	2023/24
Graduate employed in Manitoba	100%	100%	100%	100%
Self-Employed	6%	-	-	-
Looking for work	14%	-	17%	7%
Student	-	-	-	-

Employment Outcome Comparison

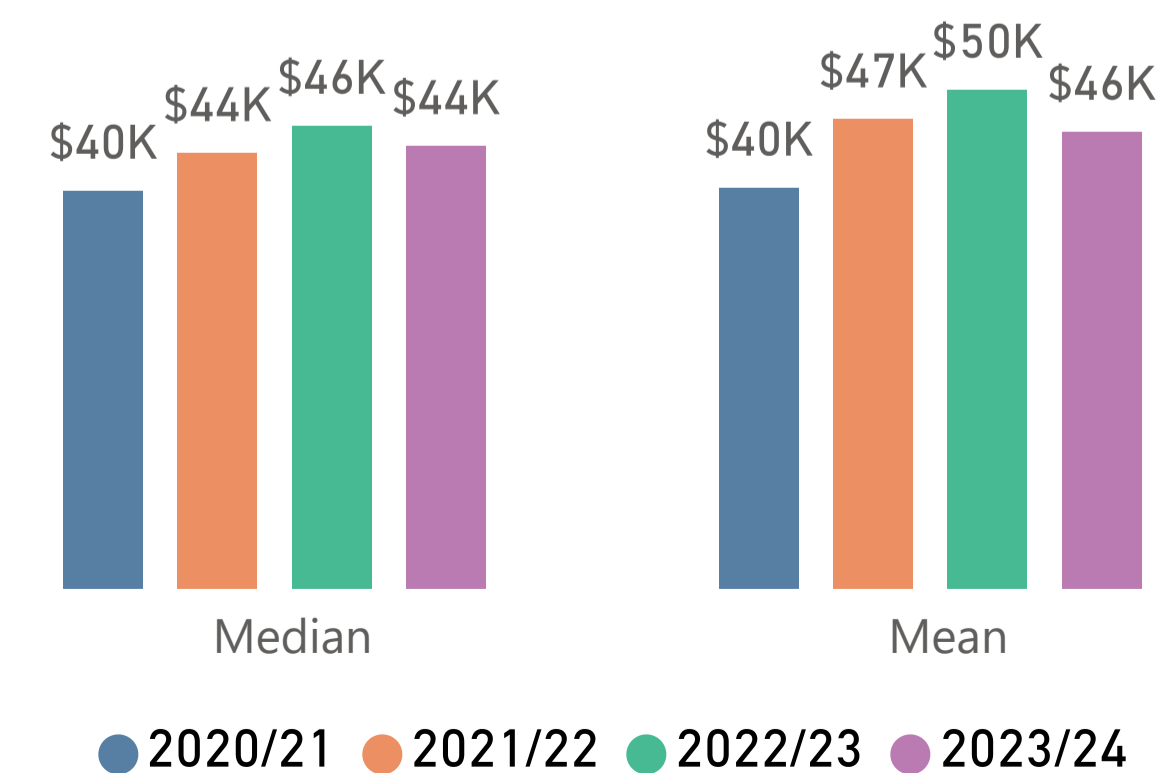
	2020/21	2021/22	2022/23	2023/24
Number of Graduates *	42	25	24	30
Respondent Count	21	13	12	15
Labour Force Employment Rate **	86%	100%	83%	93%
Training Related Employment Rate	83%	92%	100%	100%

* Number of Graduates is the count of graduates invited to participate in the survey.

** Labour force includes those who are employed and those who are looking for employment.

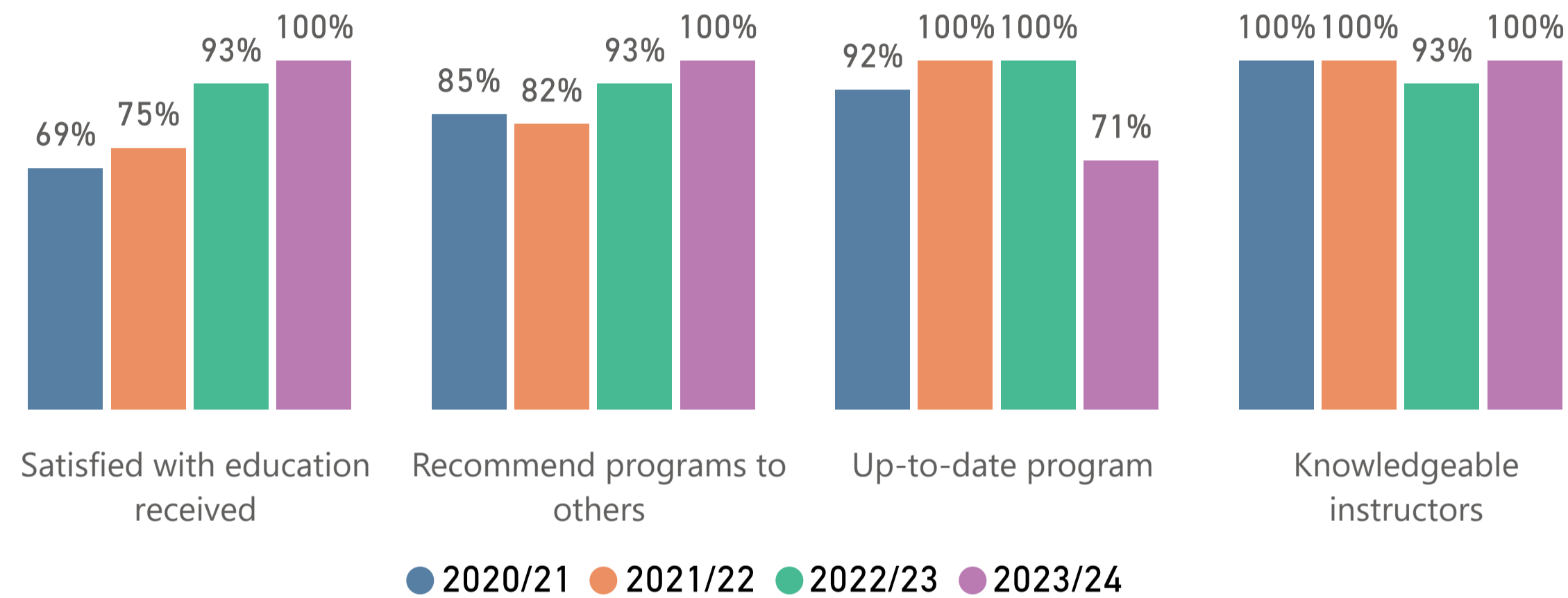
Note: Results with n<5 responses are too small of sample and are not displayed.

Salary Summary



This program provides the skills to successfully manage decorating projects to improve home spaces. Students learn to apply design principles to enhance the function and quality of living environments. Graduates find work as entry-level sales or decorating consultants.

Top-Box Score Overview



Graduate Activity Summary

	2020/21	2021/22	2022/23	2023/24
Graduate employed in Manitoba	100%	100%	100%	100%
Self-Employed	9%	15%	-	-
Looking for work	15%	7%	20%	14%
Student	-	-	8%	-

Employment Outcome Comparison

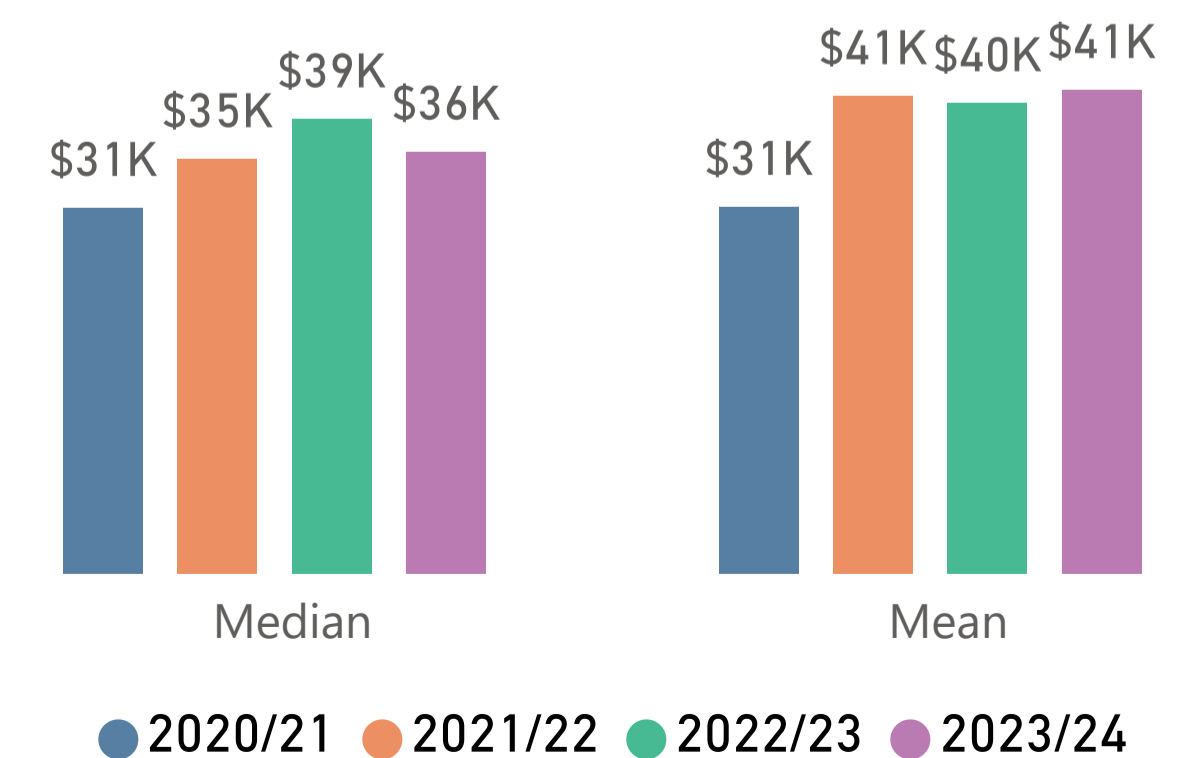
	2020/21	2021/22	2022/23	2023/24
Number of Graduates *	23	30	26	12
Respondent Count	13	15	15	7
Labour Force Employment Rate **	85%	93%	79%	86%
Training Related Employment Rate	82%	36%	22%	50%

* Number of Graduates is the count of graduates invited to participate in the survey.

** Labour force includes those who are employed and those who are looking for employment.

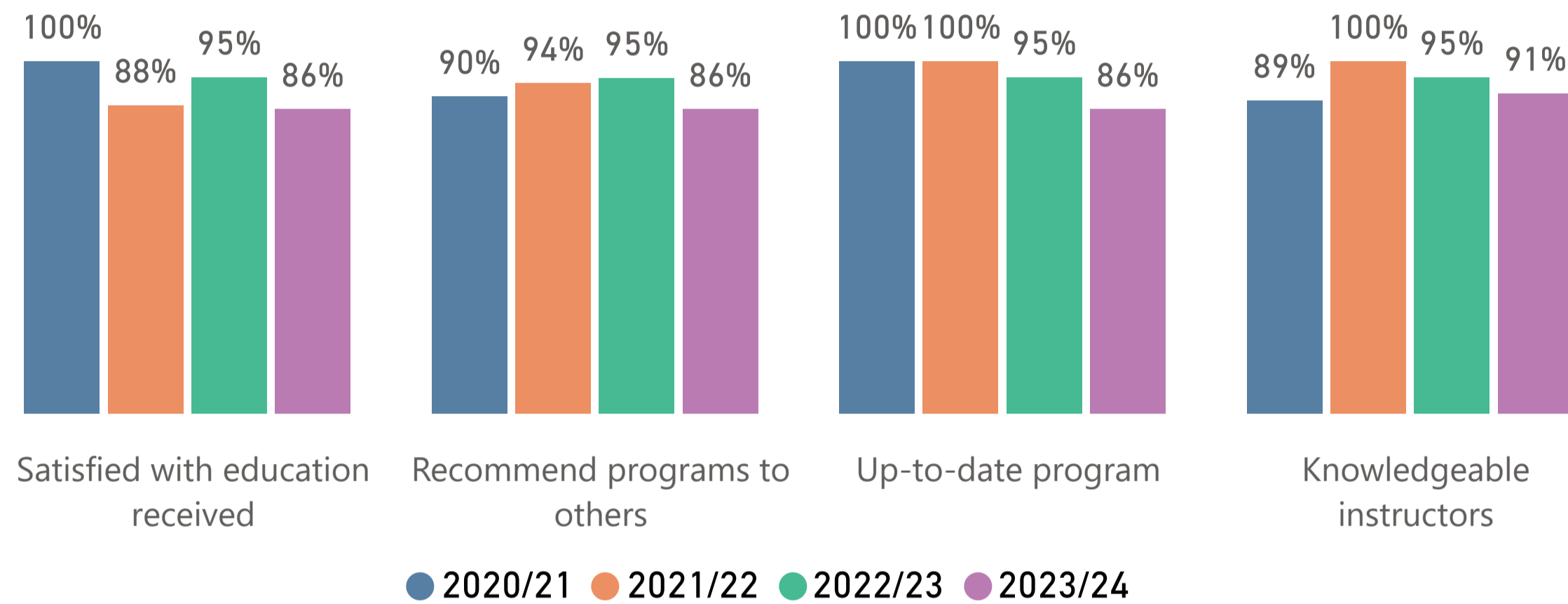
Note: Results with n<5 responses are too small of sample and are not displayed.

Salary Summary



This program provides the applied skills required to succeed in a wide variety of professional scientific work environments. The course work emphasizes the application of standard and specialized laboratory techniques across scientific disciplines, ensuring students receive practical experience.

Top-Box Score Overview



Graduate Activity Summary

	2020/21	2021/22	2022/23	2023/24
Graduate employed in Manitoba	100%	100%	100%	100%
Self-Employed	-	13%	-	5%
Looking for work	-	12%	5%	14%
Student	-	-	-	-

Employment Outcome Comparison

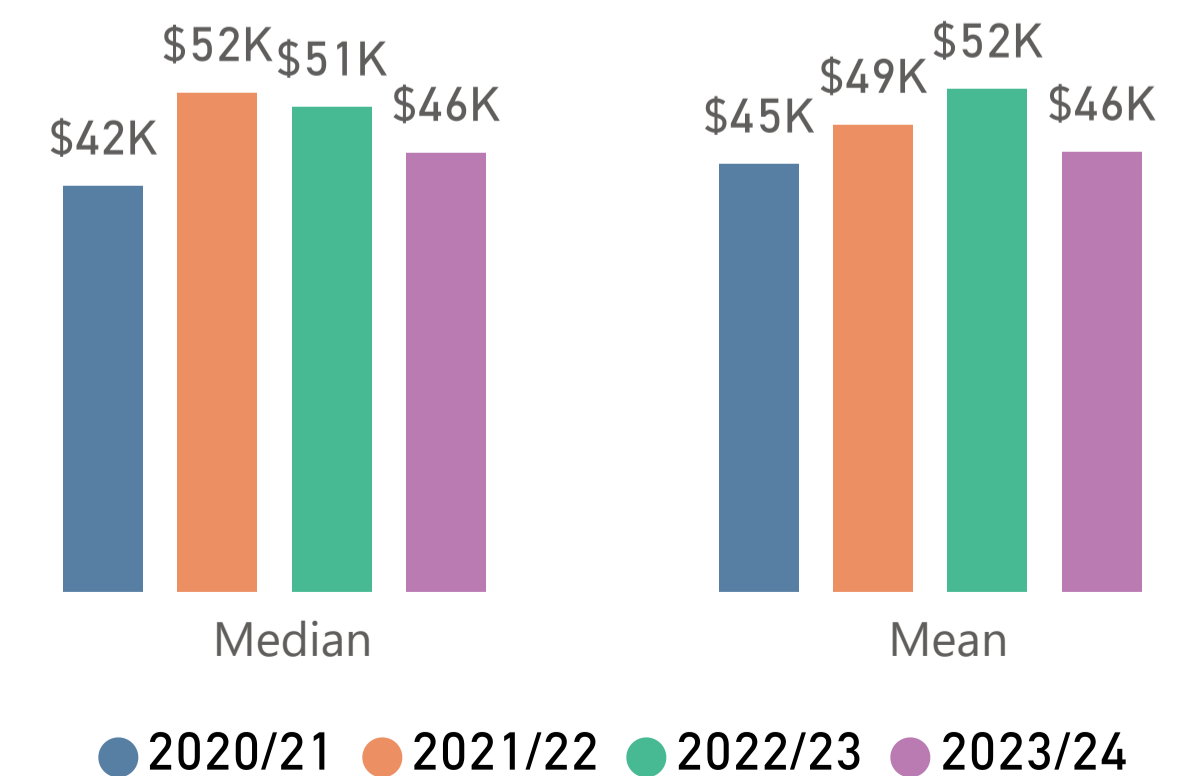
	2020/21	2021/22	2022/23	2023/24
Number of Graduates *	23	32	38	34
Respondent Count	10	17	22	22
Labour Force Employment Rate **	100%	88%	95%	86%
Training Related Employment Rate	100%	93%	89%	84%

* Number of Graduates is the count of graduates invited to participate in the survey.

** Labour force includes those who are employed and those who are looking for employment.

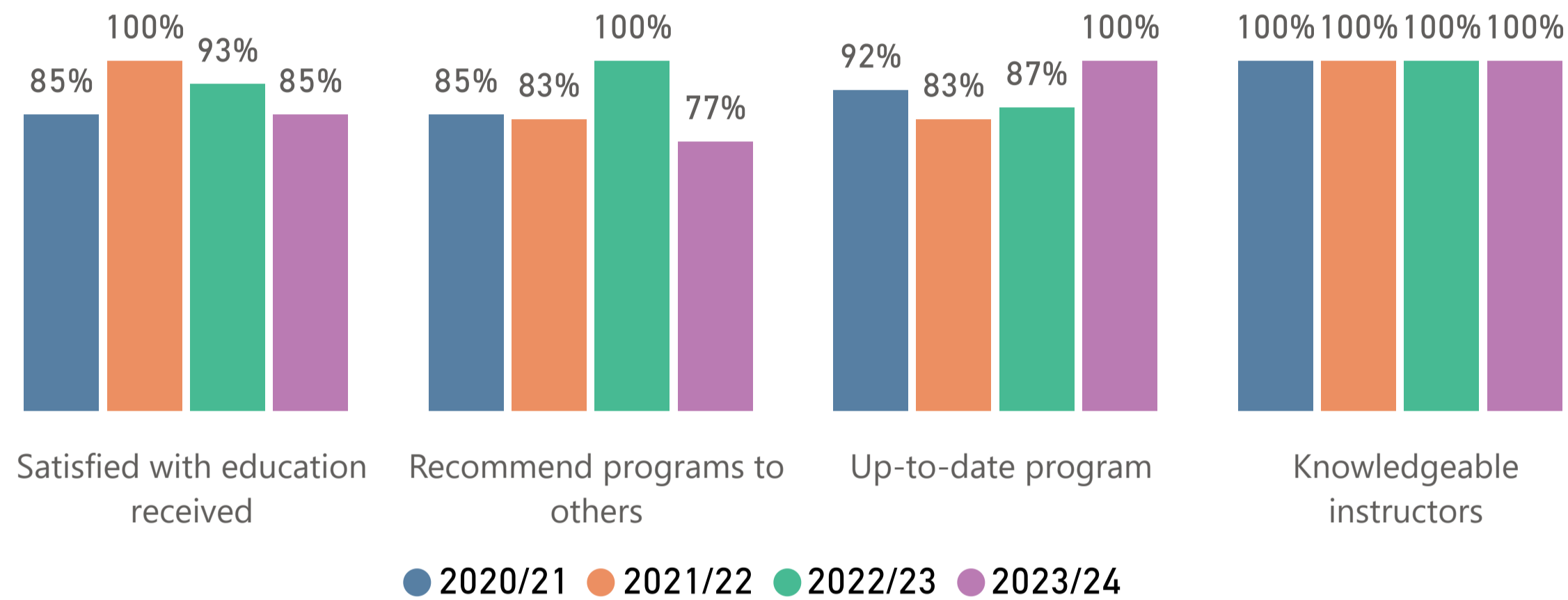
Note: Results with n<5 responses are too small of sample and are not displayed.

Salary Summary



After completing the foundation year in the Social Innovation and Community Development program, you will have the option of choosing to complete your diploma year in Community Development. Graduates will have knowledge, skills, and workplace experience around socio-economic development and environmental issues to work in communities, organizations, government institutions, or social enterprises.

Top-Box Score Overview



Graduate Activity Summary

	2020/21	2021/22	2022/23	2023/24
Graduate employed in Manitoba	100%	100%	100%	91%
Self-Employed	-	-	14%	-
Looking for work	-	-	5%	15%
Student	8%	14%	11%	-

Employment Outcome Comparison

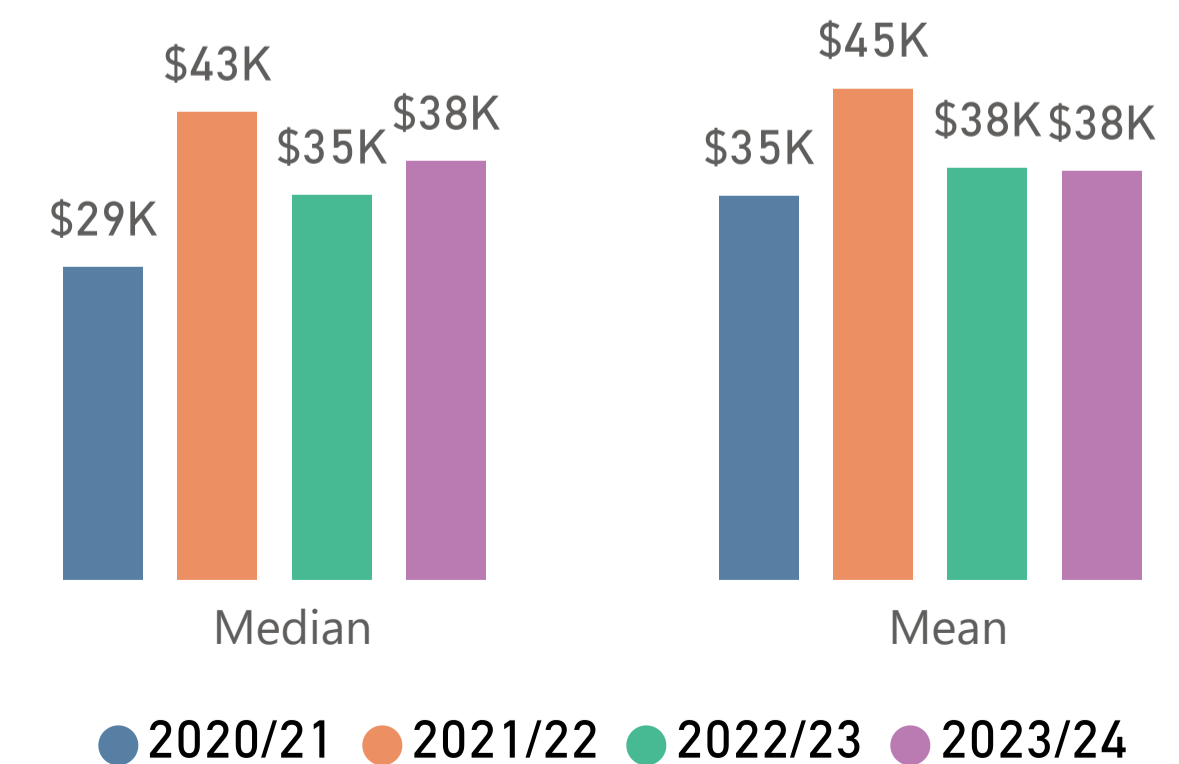
	2020/21	2021/22	2022/23	2023/24
Number of Graduates *	32	20	28	32
Respondent Count	13	7	19	13
Labour Force Employment Rate **	100%	100%	94%	85%
Training Related Employment Rate	45%	100%	71%	64%

* Number of Graduates is the count of graduates invited to participate in the survey.

** Labour force includes those who are employed and those who are looking for employment.

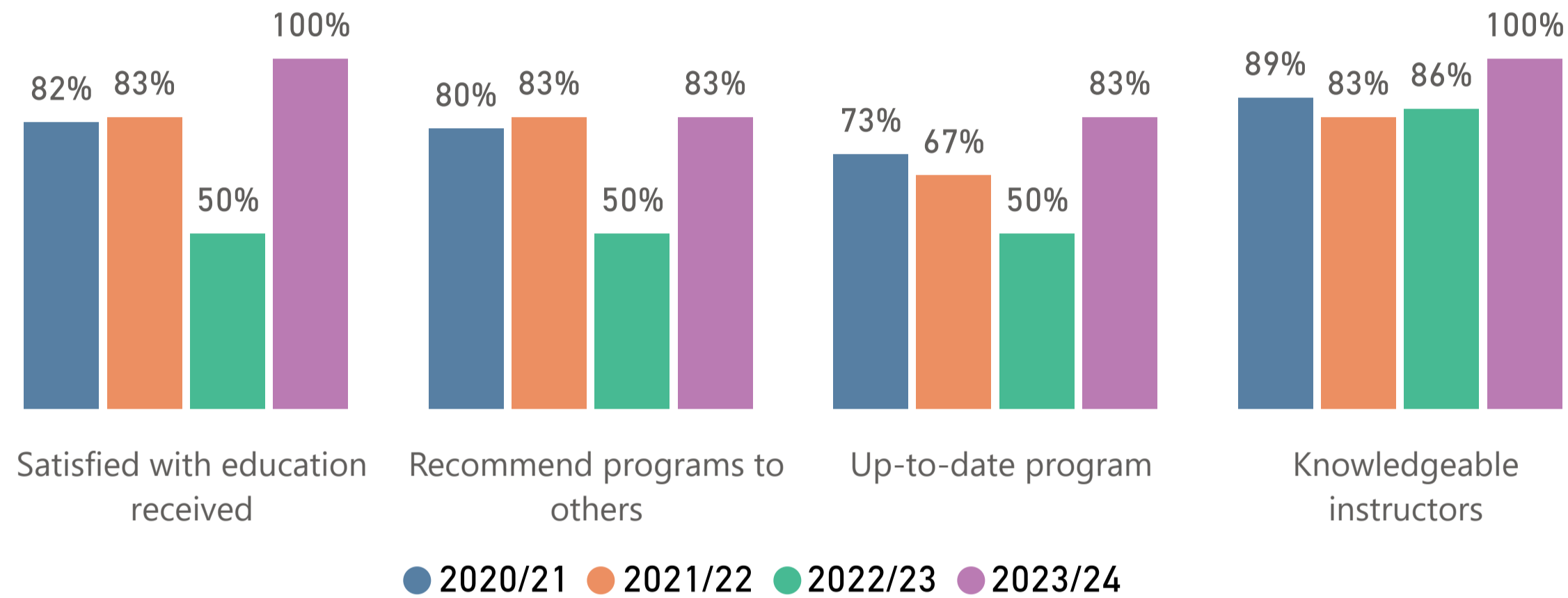
Note: Results with n<5 responses are too small of sample and are not displayed.

Salary Summary



The program uses in-depth training focused on object-oriented analysis and programming to help students improve their abilities on the development of different types of software. Students study essential programming concepts, plus a choice of the Visual Basic.NET or Java languages, building skills to work in a variety of roles related to software development.

Top-Box Score Overview



Graduate Activity Summary

	2020/21	2021/22	2022/23	2023/24
Graduate employed in Manitoba	89%	67%	100%	100%
Self-Employed	10%	-	-	-
Looking for work	9%	-	25%	33%
Student	-	-	17%	-

Employment Outcome Comparison

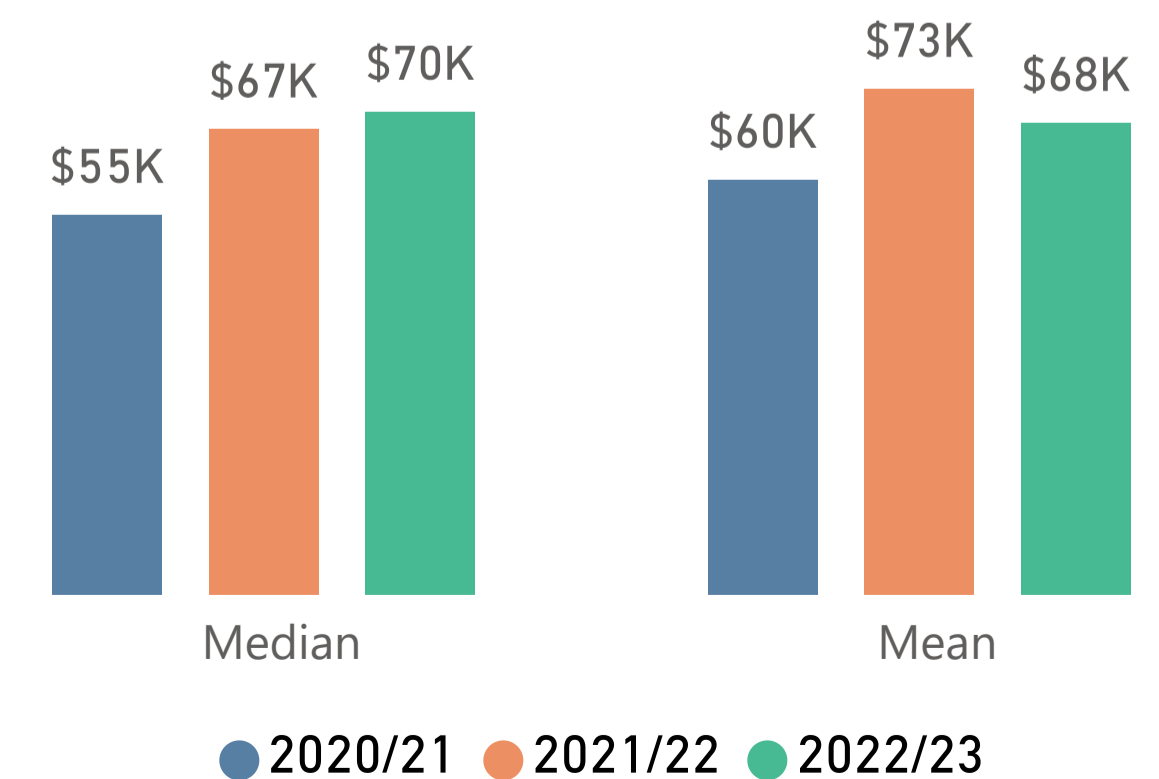
	2020/21	2021/22	2022/23	2023/24
Number of Graduates *	20	13	15	15
Respondent Count	11	6	8	6
Labour Force Employment Rate **	91%	100%	71%	67%
Training Related Employment Rate	50%	67%	40%	

* Number of Graduates is the count of graduates invited to participate in the survey.

** Labour force includes those who are employed and those who are looking for employment.

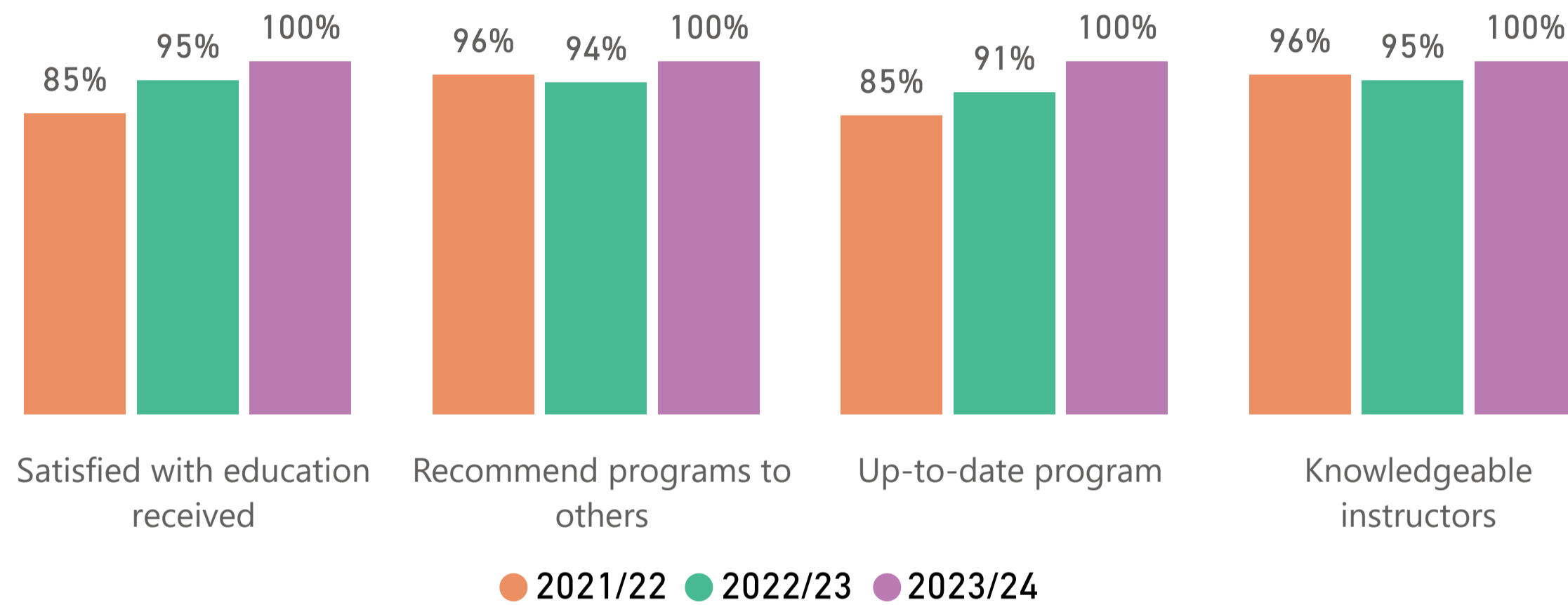
Note: Results with n<5 responses are too small of sample and are not displayed.

Salary Summary



The Teaching for Learning in Applied Education (TFL) program focuses on entry-level skills instructors need to be effective teaching adults in an applied learning environment. This program supports research that suggests knowledge and skills related to teaching for learning as well as subject area expertise are integral to student, instructor and institutional success.

Top-Box Score Overview



Graduate Activity Summary

	2020/21	2021/22	2022/23	2023/24
Graduate employed in Manitoba		100%	97%	100%
Self-Employed		-	-	4%
Looking for work		-	-	-
Student		-	-	-

Employment Outcome Comparison

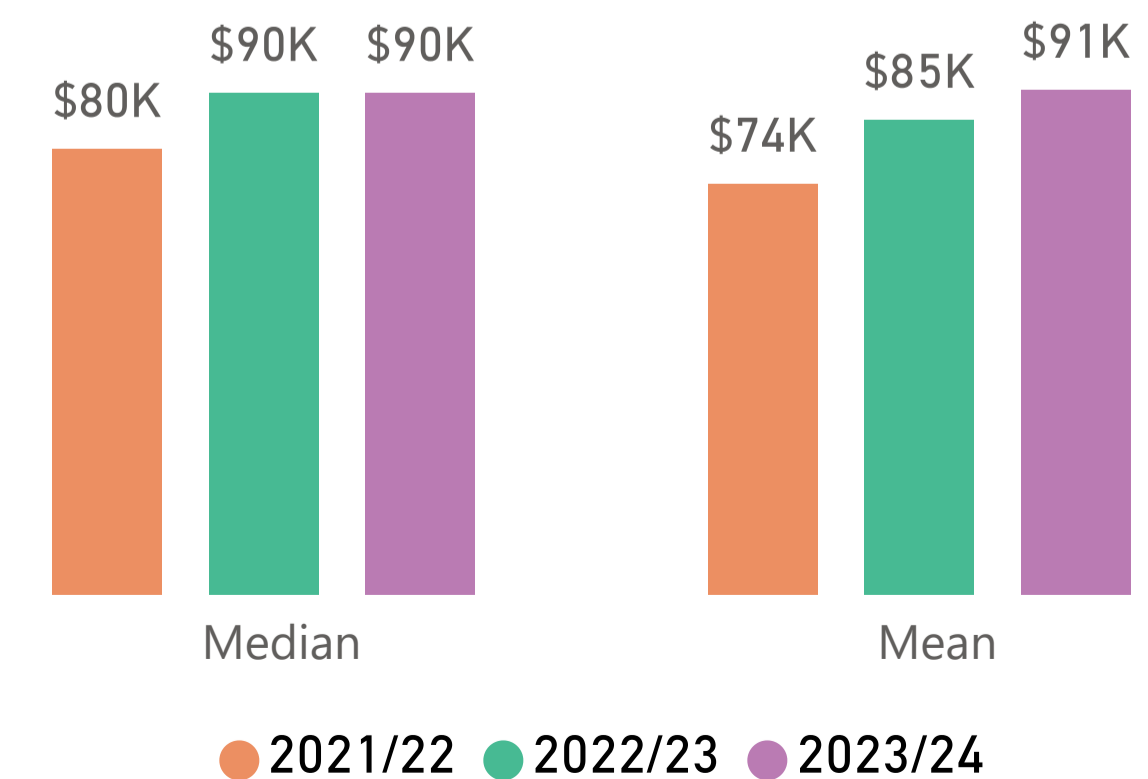
	2020/21	2021/22	2022/23	2023/24
Number of Graduates *		53	71	69
Respondent Count		28	38	26
Labour Force Employment Rate **		100%	100%	100%
Training Related Employment Rate		100%	97%	96%

* Number of Graduates is the count of graduates invited to participate in the survey.

** Labour force includes those who are employed and those who are looking for employment.

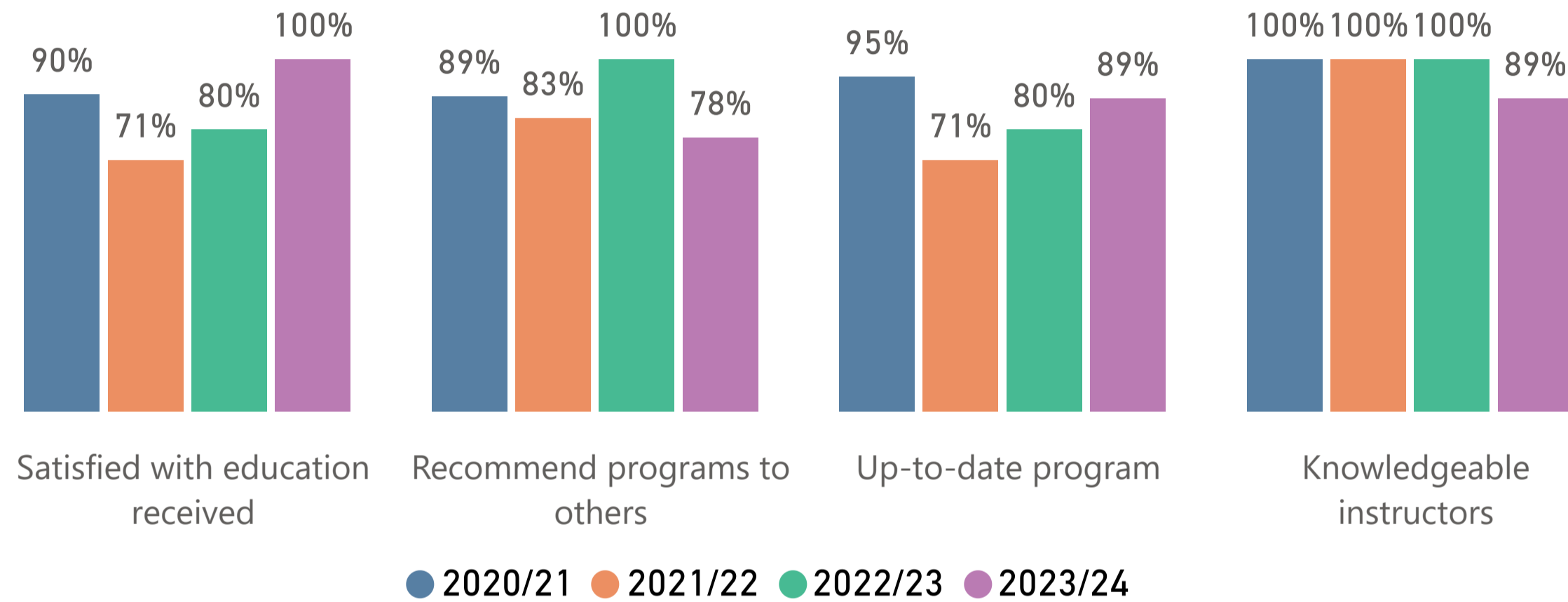
Note: Results with n<5 responses are too small of sample and are not displayed.

Salary Summary



This program provides students with knowledge and skills for Technical Vocational Teacher certification by Manitoba Education. Graduates are eligible for a Special Vocational Industrial Teaching Certificate to teach in vocational areas in Manitoba secondary schools. Credit may be granted for the first three years of the five-year joint RRCP/UWinnipeg B.Ed. program.

Top-Box Score Overview



Graduate Activity Summary

	2020/21	2021/22	2022/23	2023/24
Graduate employed in Manitoba	100%	100%	100%	100%
Self-Employed	-	-	20%	-
Looking for work	-	13%	-	11%
Student	-	-	-	-

Employment Outcome Comparison

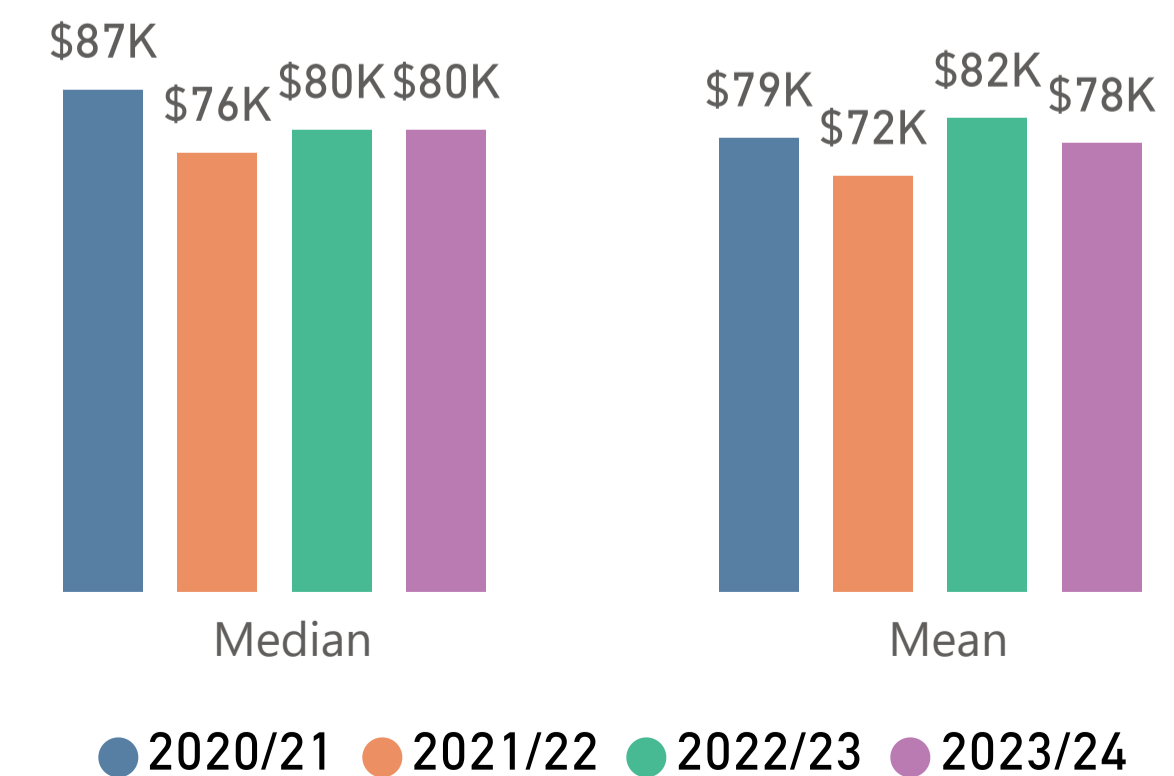
	2020/21	2021/22	2022/23	2023/24
Number of Graduates *	29	11	10	17
Respondent Count	20	8	5	9
Labour Force Employment Rate **	100%	88%	100%	89%
Training Related Employment Rate	100%	83%	100%	100%

* Number of Graduates is the count of graduates invited to participate in the survey.

** Labour force includes those who are employed and those who are looking for employment.

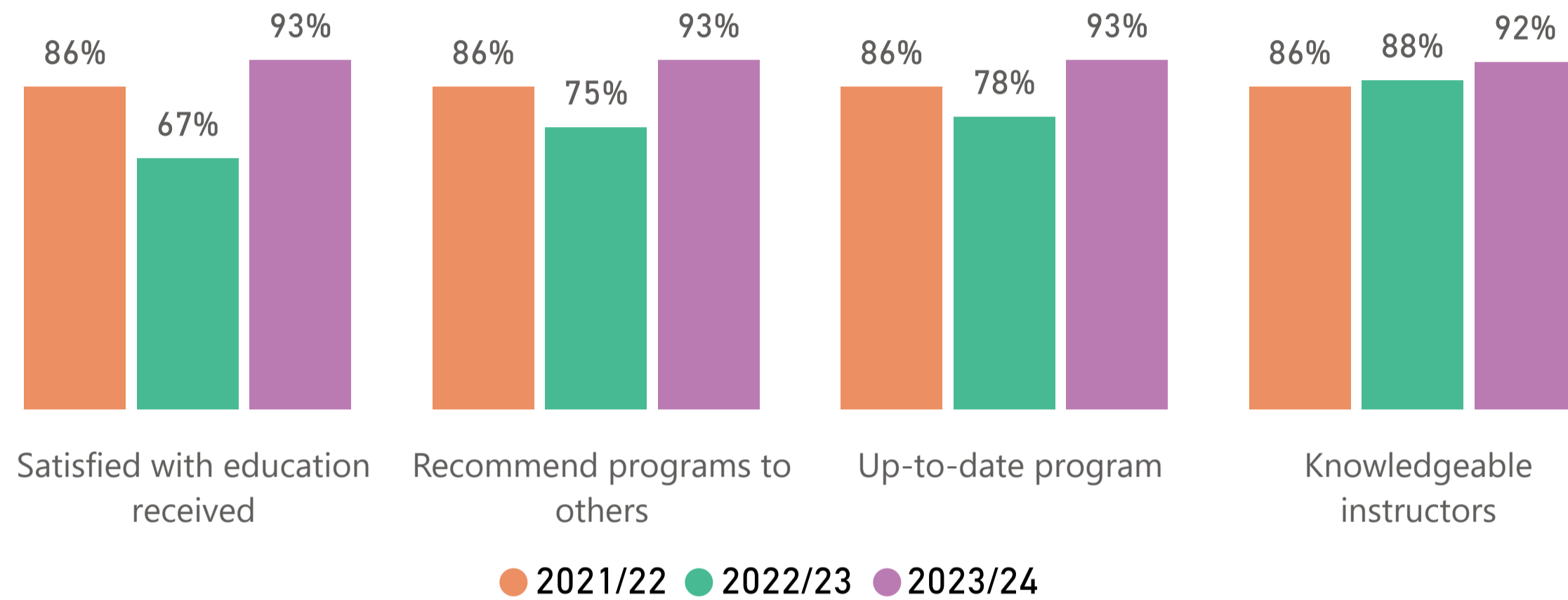
Note: Results with n<5 responses are too small of sample and are not displayed.

Salary Summary



This program provides students with the knowledge, skills, and abilities to supervise and manage people and projects in a technical field. Students study project management, marketing, communications, business policies, organizational behavior, finance and economics.

Top-Box Score Overview



Graduate Activity Summary

	2020/21	2021/22	2022/23	2023/24
Graduate employed in Manitoba		100%	100%	100%
Self-Employed		14%	-	-
Looking for work		-	17%	7%
Student		-	-	-

Employment Outcome Comparison

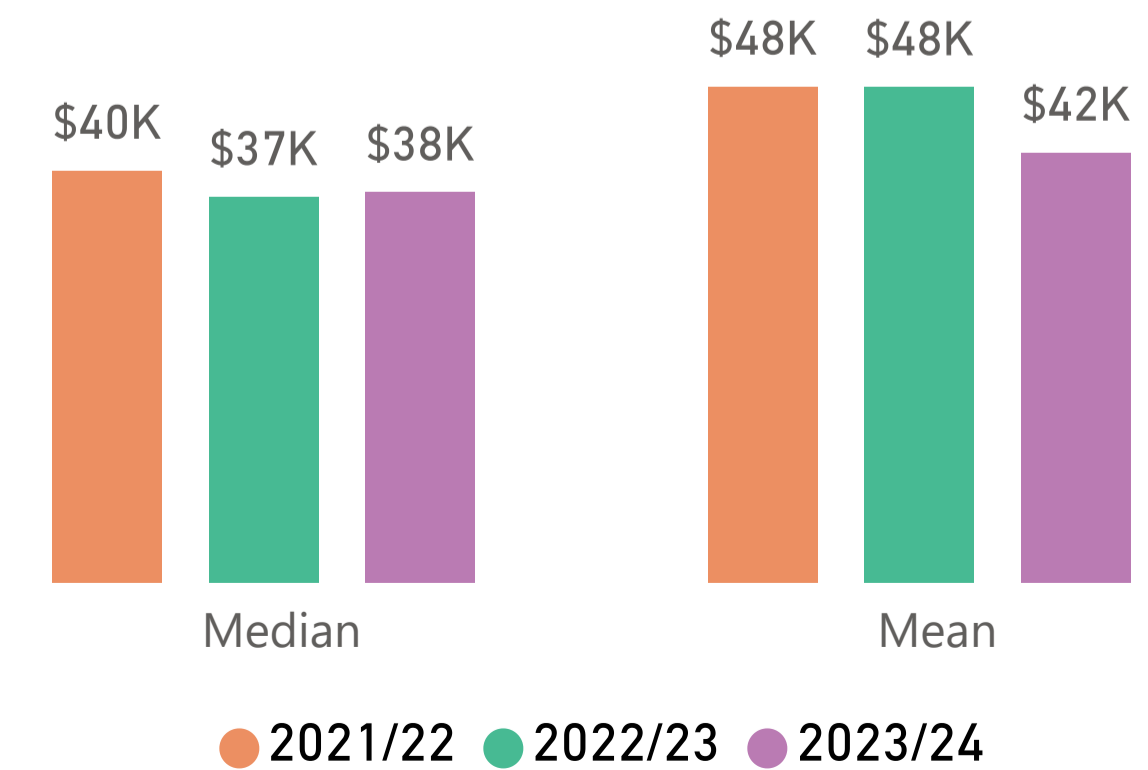
	2020/21	2021/22	2022/23	2023/24
Number of Graduates *		20	26	30
Respondent Count		7	12	14
Labour Force Employment Rate **		100%	83%	93%
Training Related Employment Rate		100%	56%	77%

* Number of Graduates is the count of graduates invited to participate in the survey.

** Labour force includes those who are employed and those who are looking for employment.

Note: Results with n<5 responses are too small of sample and are not displayed.

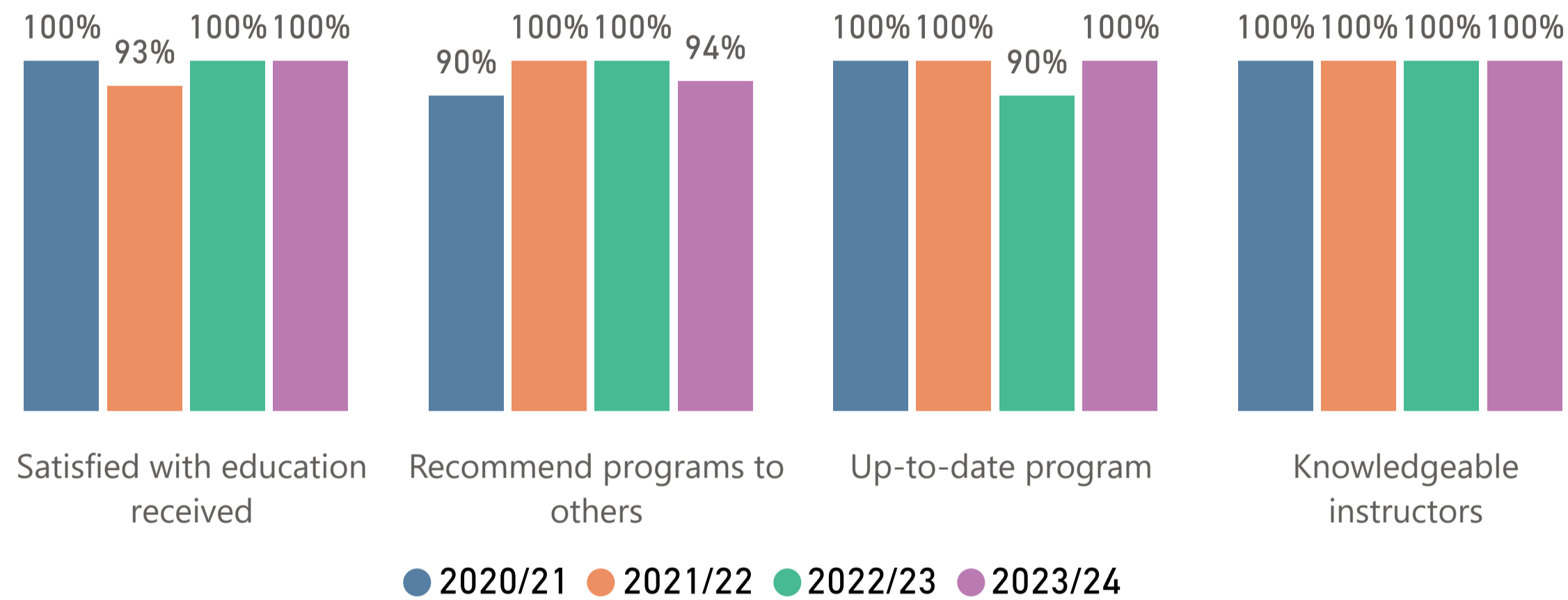
Salary Summary



Therapeutic Recreation Facilitator for Older Adults

This program is designed to develop the knowledge and skills needed to work in therapeutic and leisure recreational programming and services for older adults. Students learn to plan, promote, deliver and evaluate effective programs for clientele in various settings, including: personal care homes, extended hospital care, and other community based programs.

Top-Box Score Overview



Graduate Activity Summary

	2020/21	2021/22	2022/23	2023/24
Graduate employed in Manitoba	100%	100%	88%	100%
Self-Employed	-	-	10%	-
Looking for work	-	7%	-	-
Student	-	7%	-	-

Employment Outcome Comparison

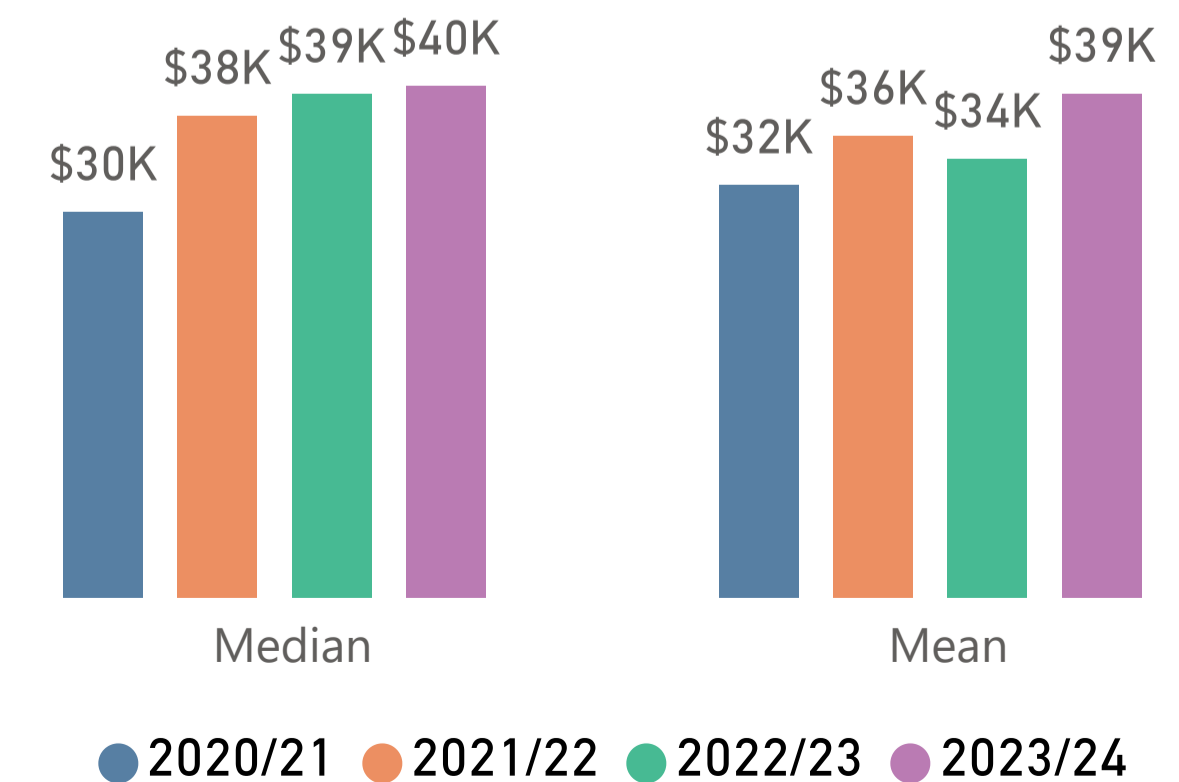
	2020/21	2021/22	2022/23	2023/24
Number of Graduates *	14	21	18	24
Respondent Count	10	15	11	17
Labour Force Employment Rate **	100%	92%	100%	100%
Training Related Employment Rate	90%	91%	100%	100%

* Number of Graduates is the count of graduates invited to participate in the survey.

** Labour force includes those who are employed and those who are looking for employment.

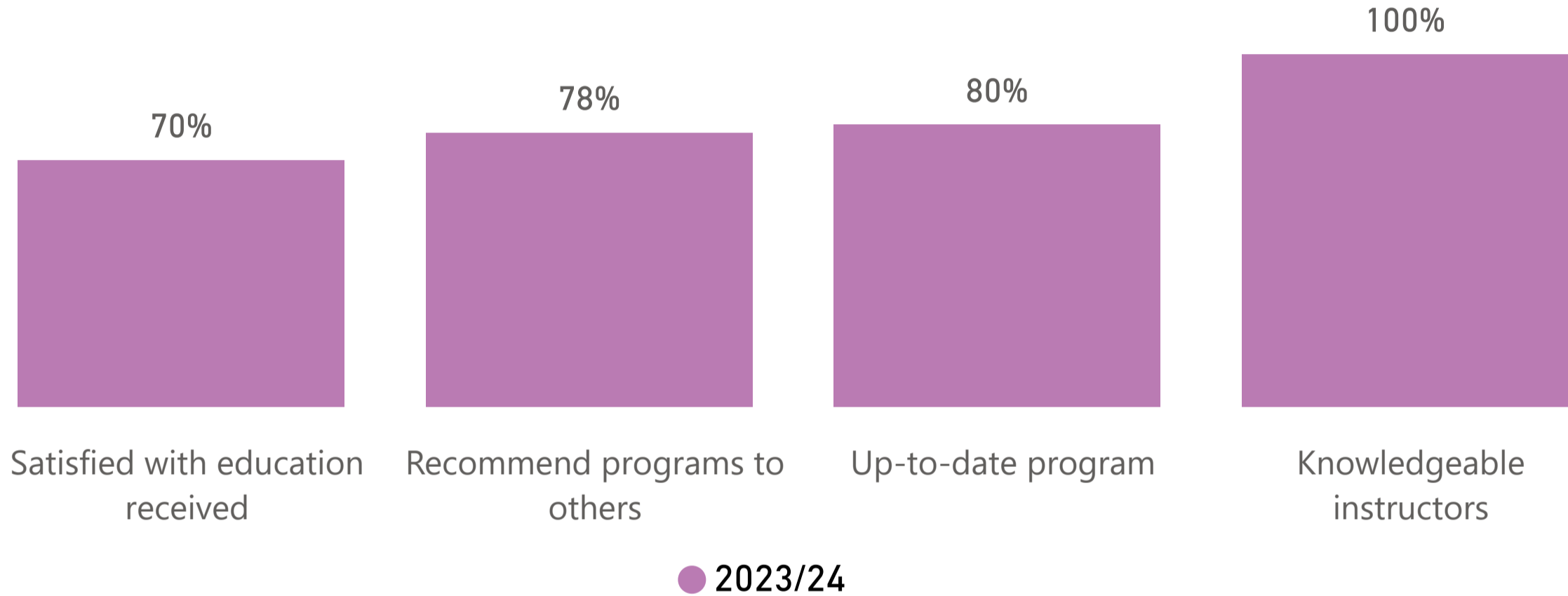
Note: Results with n<5 responses are too small of sample and are not displayed.

Salary Summary



Develop the skills and knowledge required to succeed as a transportation and logistics industry manager. This program will prepare you for a management career by studying logistics processes, transportation systems, business communications, economic influences on logistics, transportation law, integrated logistics, and project management.

Top-Box Score Overview



Graduate Activity Summary

	2020/21	2021/22	2022/23	2023/24
Graduate employed in Manitoba				100%
Self-Employed				-
Looking for work				40%
Student				-

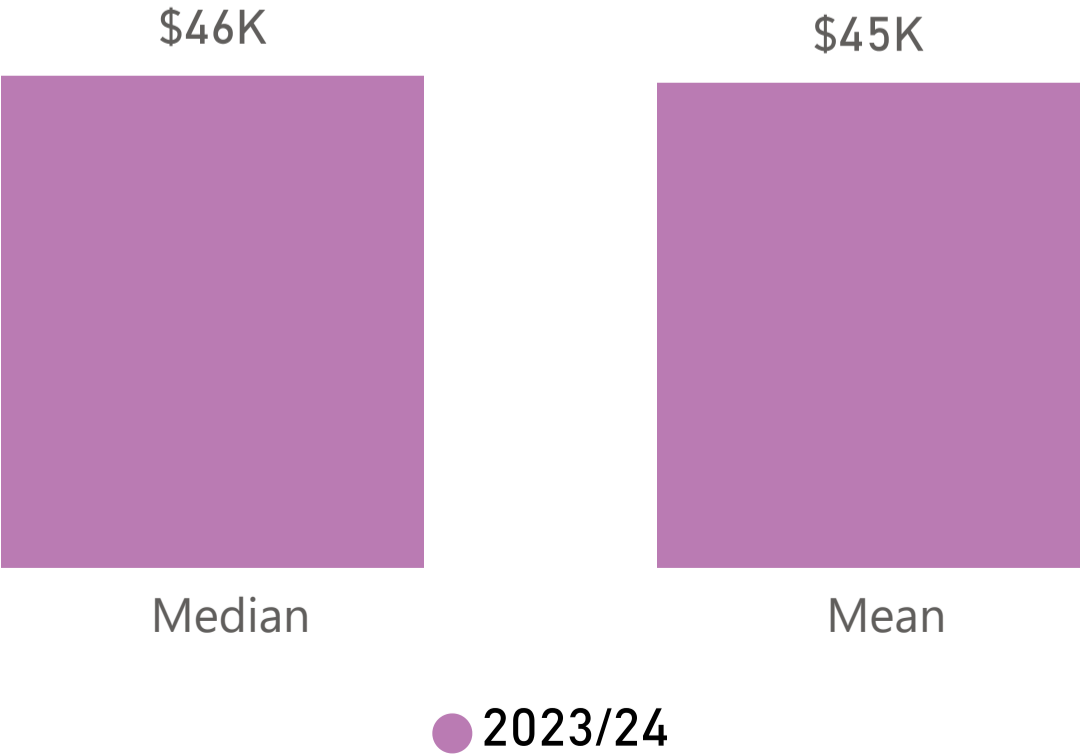
Employment Outcome Comparison

	2020/21	2021/22	2022/23	2023/24
Number of Graduates *				27
Respondent Count				10
Labour Force Employment Rate **				60%
Training Related Employment Rate				67%

* Number of Graduates is the count of graduates invited to participate in the survey.
 ** Labour force includes those who are employed and those who are looking for employment.

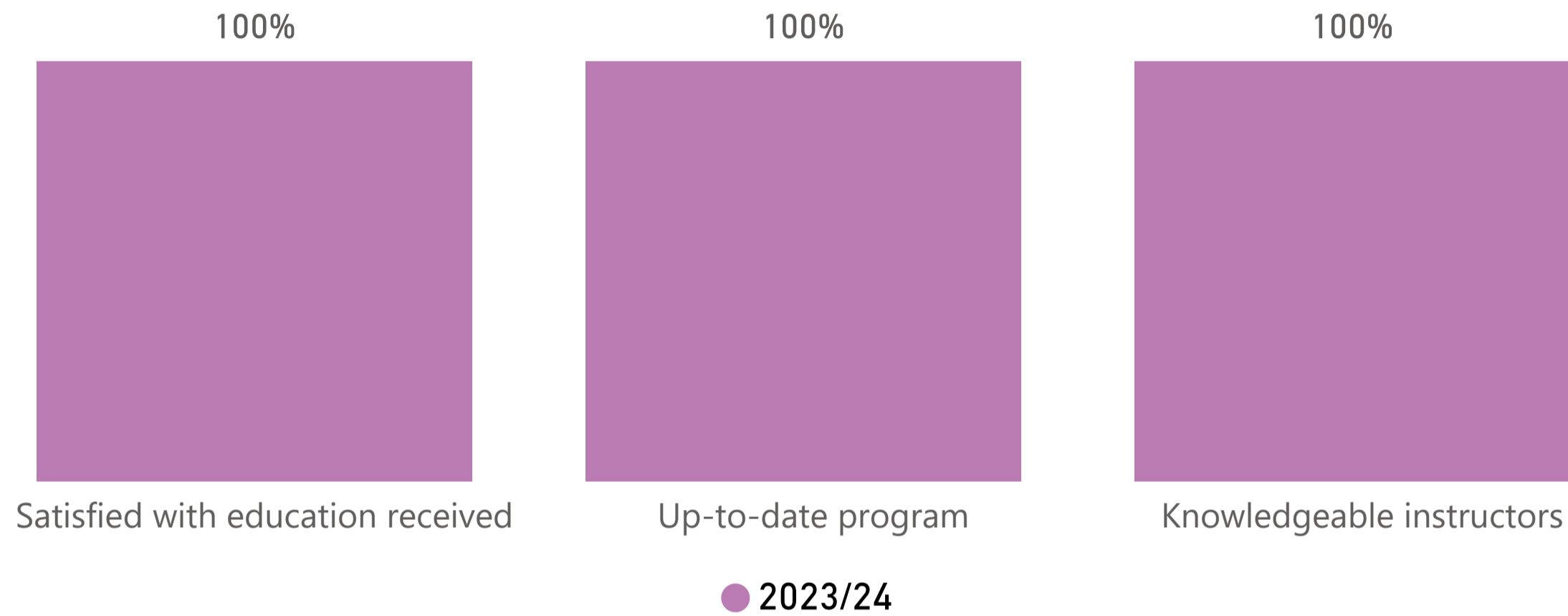
Note: Results with n<5 responses are too small of sample and are not displayed.

Salary Summary



The Truck Transport Technology program gives you the necessary skills required to diagnose and repair today's truck transport vehicles. Training alternates between in class, live shop and work experience. Classroom instruction will broaden your knowledge in truck transport electronics as well as strategies required for diagnosis of engine management systems, fuel injection and ABS brakes.

Top-Box Score Overview



Graduate Activity Summary

	2020/21	2021/22	2022/23	2023/24
Graduate employed in Manitoba				100%
Self-Employed				20%
Looking for work				-
Student				-

Employment Outcome Comparison

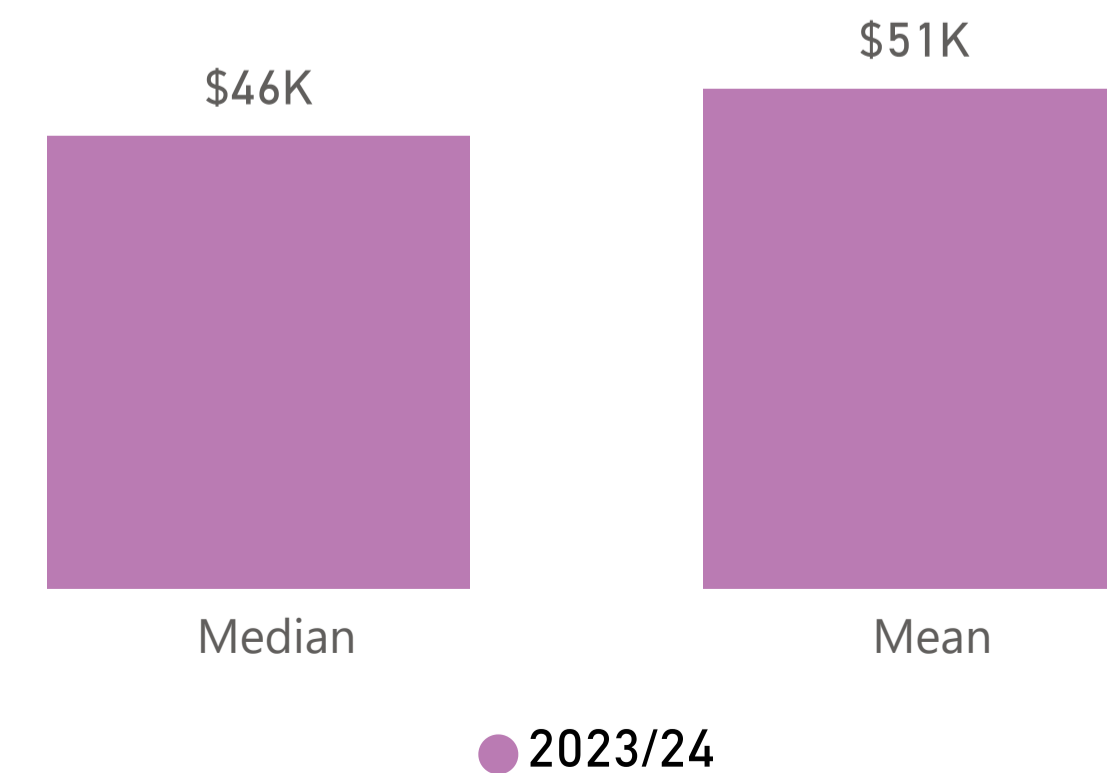
	2020/21	2021/22	2022/23	2023/24
Number of Graduates *				19
Respondent Count				5
Labour Force Employment Rate **				100%
Training Related Employment Rate				80%

* Number of Graduates is the count of graduates invited to participate in the survey.

** Labour force includes those who are employed and those who are looking for employment.

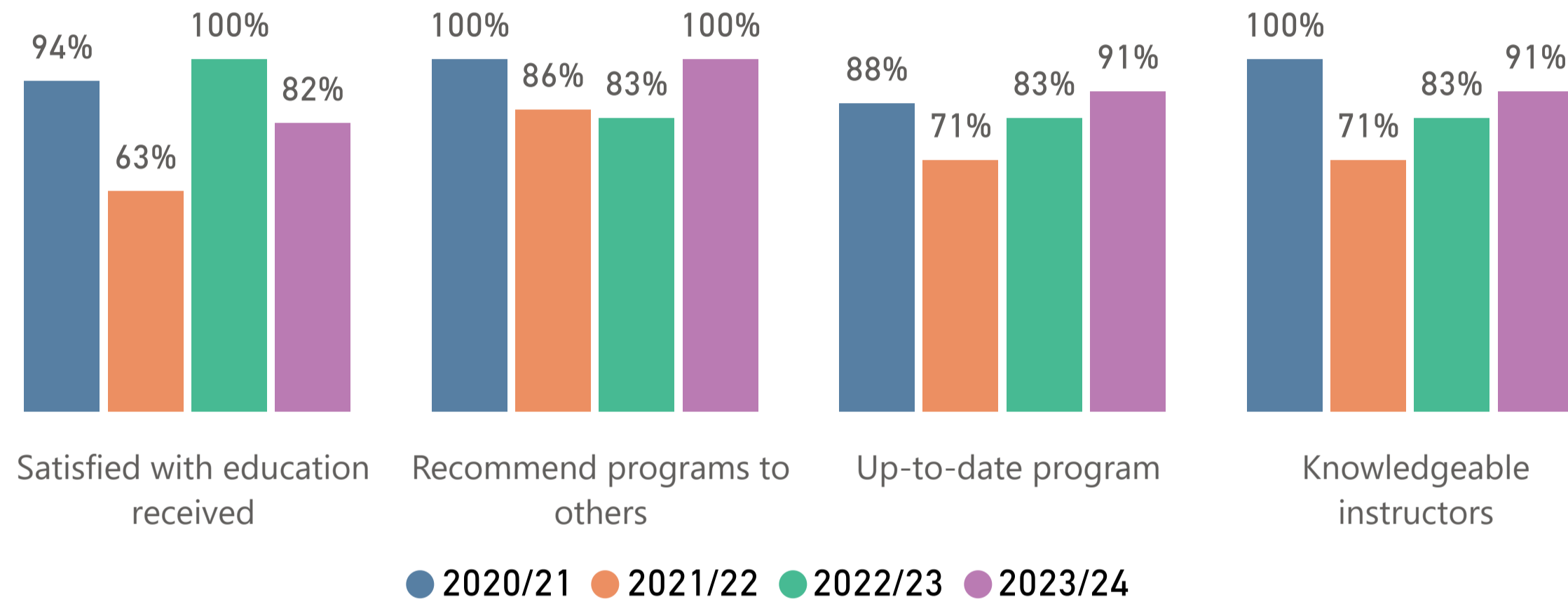
Note: Results with n<5 responses are too small of sample and are not displayed.

Salary Summary



This program provides skills for veterinary procedures: anesthesia, drug dosage, surgery, nursing, lab testing, imaging, dentistry, emergency care, and clinic routines. Graduates may work under the supervision of veterinarians or in zoos, research, livestock, shelters, agencies or pharmaceutical sales.

Top-Box Score Overview



Graduate Activity Summary

	2020/21	2021/22	2022/23	2023/24
Graduate employed in Manitoba	100%	100%	100%	91%
Self-Employed	-	-	-	-
Looking for work	-	-	-	-
Student	-	-	-	-

Employment Outcome Comparison

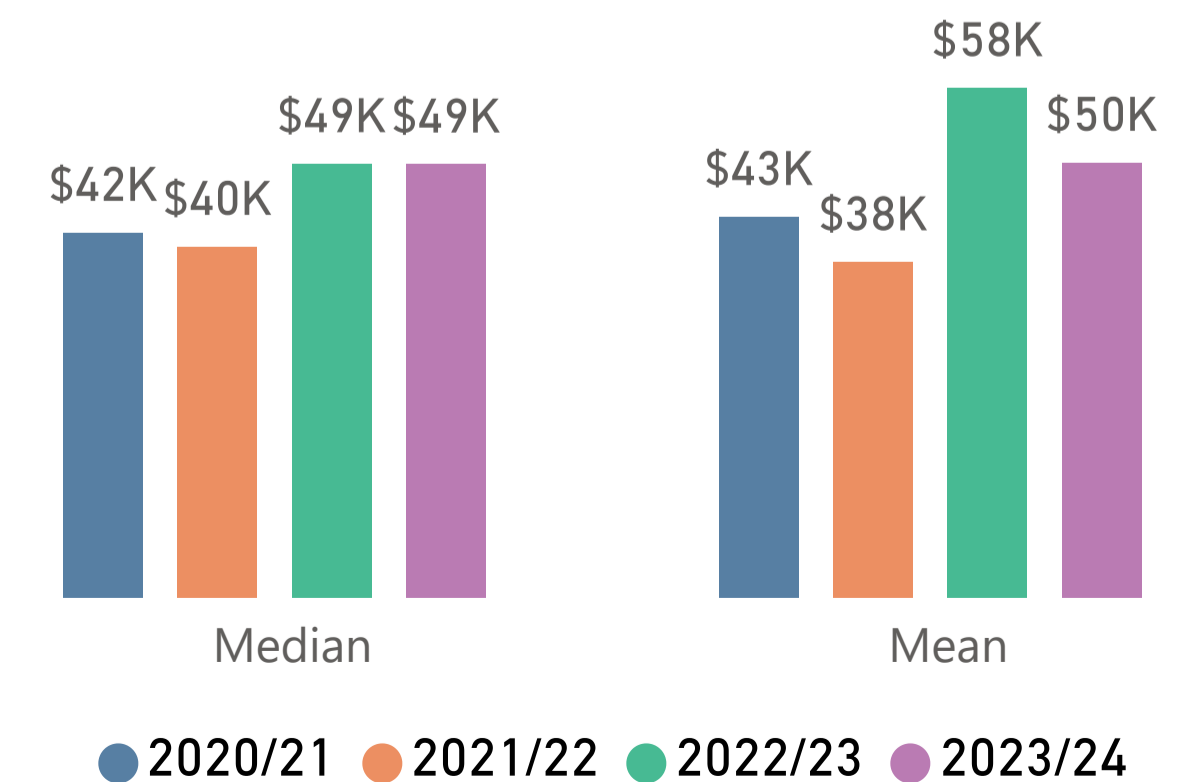
	2020/21	2021/22	2022/23	2023/24
Number of Graduates *	26	20	17	21
Respondent Count	16	9	7	11
Labour Force Employment Rate **	100%	100%	100%	100%
Training Related Employment Rate	100%	100%	100%	100%

* Number of Graduates is the count of graduates invited to participate in the survey.

** Labour force includes those who are employed and those who are looking for employment.

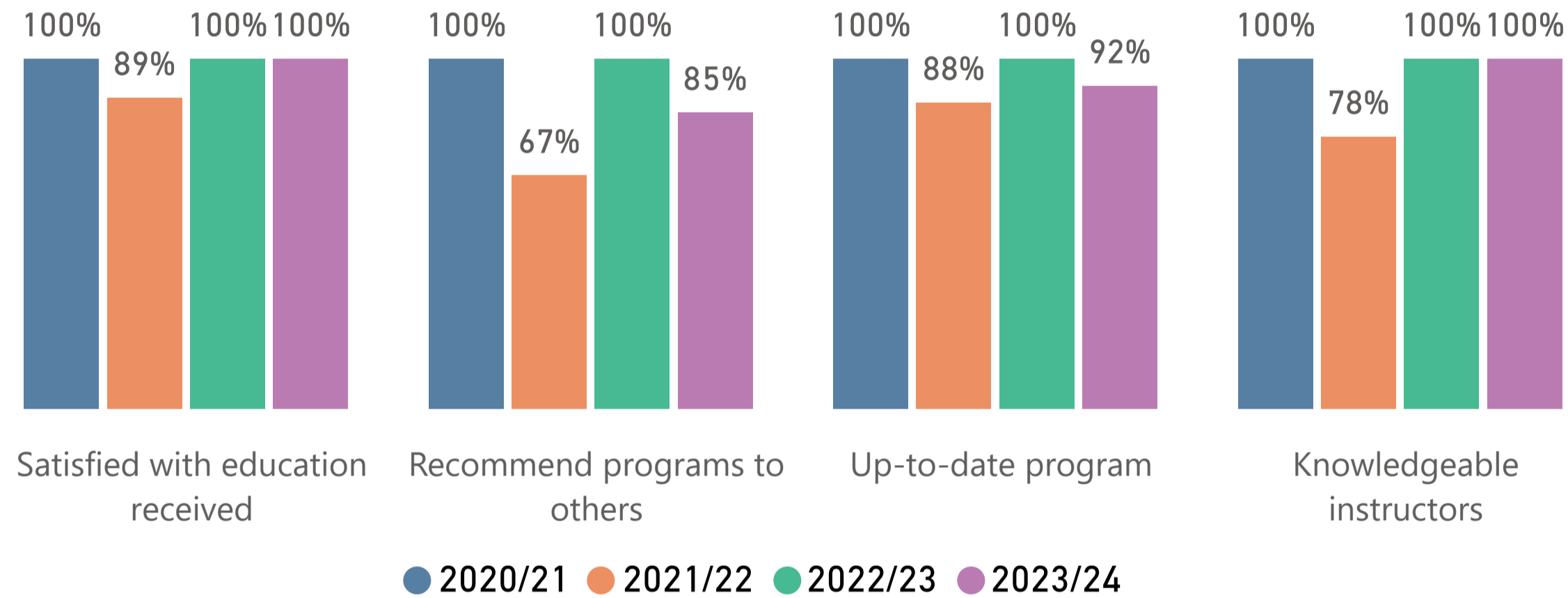
Note: Results with n<5 responses are too small of sample and are not displayed.

Salary Summary



The Welding program develops skills to perform oxyacetylene, arc, tungsten inert gas (TIG), and metal inert gas (MIG) welding processes and related operations. This is not an apprenticeship program but may offer credit transfer. Graduates work in aircraft maintenance, farm and heavy equipment manufacturing, highway construction, northern mines, and hydro-electric power plants.

Top-Box Score Overview



Graduate Activity Summary

	2020/21	2021/22	2022/23	2023/24
Graduate employed in Manitoba	100%	100%	100%	100%
Self-Employed	14%	-	-	25%
Looking for work	-	-	-	14%
Student	-	-	-	-

Employment Outcome Comparison

	2020/21	2021/22	2022/23	2023/24
Number of Graduates *	21	14	31	29
Respondent Count	7	9	11	14
Labour Force Employment Rate **	100%	100%	100%	86%
Training Related Employment Rate	86%	100%	82%	92%

* Number of Graduates is the count of graduates invited to participate in the survey.

** Labour force includes those who are employed and those who are looking for employment.

Note: Results with n<5 responses are too small of sample and are not displayed.

Salary Summary

