



RRC
POLYTECH



Graduate Satisfaction and Employment Report

2019/2020 GRADUATES

We respectfully recognize that Red River College Polytechnic campuses are located on the original lands of the Anishinaabe, Cree, Oji-Cree, Dakota, and Dene peoples, and on the homeland of the Métis Nation.

Introduction

This Graduate Satisfaction & Employment report summarizes the findings of the surveys of Red River College Polytechnic (RRC Polytech) graduates from regular, apprenticeship, continuing education, and regional campus programs. This report includes survey results from the 2019/2020 academic year.

The College conducts these surveys of graduates every year to understand employment outcomes and the attitudes and feelings of graduates about their education at RRC Polytech. The findings are used across the College to improve programs.

The College's academic aim is to help create successful careers for learners and a skilled workforce for the community by providing comprehensive, inclusive, and accessible learning opportunities through high quality, leading edge, applied education programs. To assess how well the College is doing in this endeavor, it is essential to seek out our graduates and ask what they are doing.

This report serves many purposes. It helps establish the College's accountability to the Advanced Education and Skills Division and the Province of Manitoba, as well as to graduates and students, and to all Manitobans. It also helps in the continuous improvement of our academic programming as results from the surveys are used for reviews throughout the College. Overall, the knowledge provided by our graduates informs RRC Polytech's planning.

Prospective students, high school and college counselors, academic advisors, faculty, and many others who are involved in the career planning and decision-making process for current and prospective students, use this report.

The pages that follow include a number of tables and charts at a college-wide, school and program level providing employment related information and education satisfaction ratings. There is a wealth of information on the outcomes of our graduates. The primary objectives of the surveys are to:

- Ascertain the employment status of graduates, their quality of employment and whether this employment is related to their field of study;
- Examine the opinions and attitudes of graduates about the education received at Red River College Polytechnic; and
- Obtain employment information such as job positions, incomes, and work locations.

Comments about this Report or questions about the methodology can be directed to the Institutional Analysis and Planning Department at rrcsurveys@rrc.ca. The report is available online at www.rrc.ca/numbers/reports/ under Student and Graduate Reports.

Highlights - 2019/2020 Graduates

Red River College Polytechnic's Satisfaction and Employment survey of 2019/2020 graduates shows that graduates continue to find jobs in Manitoba and express high levels of satisfaction with their education.

Of all graduates who responded to the survey, 88 percent were employed and 3 percent were furthering their education-

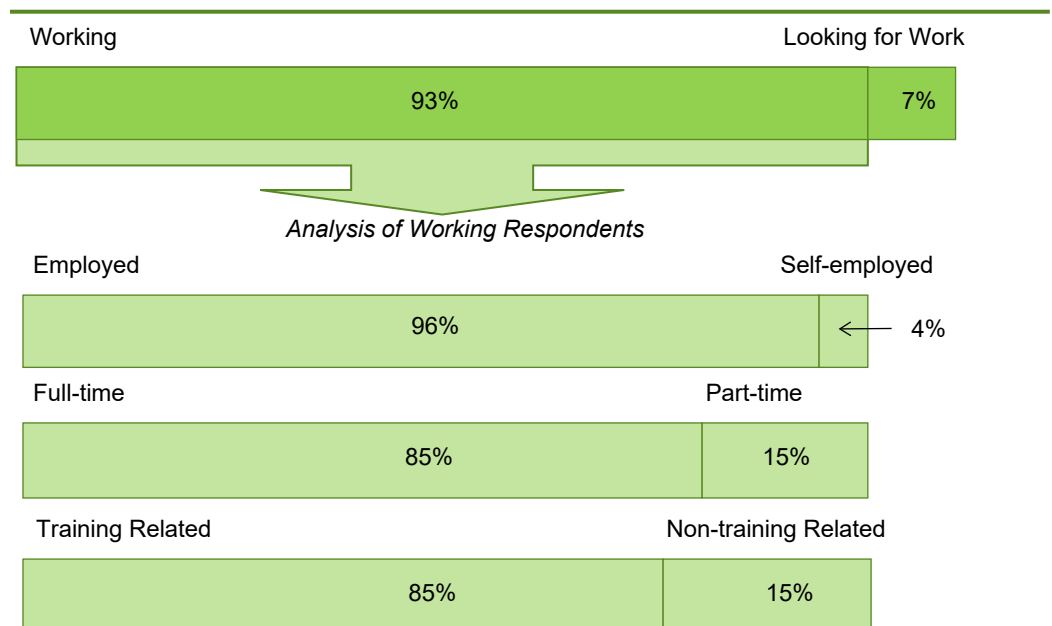
Ninety-five percent of all respondents reported that they were very satisfied or satisfied with their education at Red River College Polytechnic and 94 percent said they would recommend their program to others.

Labour Force*

Of those graduates who were in the labour force, seeking employment, 93 percent found jobs. Only 7 percent were looking for work. Also, of the responding employed graduates, 97 percent were working in Manitoba.

Notably, 85 percent of working graduates were employed or self-employed in a field related to the education and training they received. Additionally, 85 percent of these graduates reported that they were employed full-time.

Graduates in the Labour Force



***Note:** Labour Force information includes those employed or looking for employment as provided by Regular, Regional, Apprenticeship and Continuing Education graduates.

Table of Contents

All RRC Polytech Programs.....	1	Professional Baking and Patisserie	29
All Programs in Business & Applied Arts	2	Tourism Management.....	30
All Programs in Applied Commerce & Management Education.....	3	All Programs in Continuing Education	31
Applied Accounting	4	All Programs in Applied Arts & Communications (CE)	32
Business Administration-Accounting	5	Human Resource Management	33
Business Administration – Administration.....	6	Legal Assistant.....	34
Business Admin – Financial Services	7	Residential Decorating.....	35
Business Administration – Human Resource Management.....	8	All Programs in Business & Management (CE)	36
Business Administration – Marketing.....	9	Accounting.....	37
Commerce Industry Sales & Marketing.....	10	Administrative Assistant.....	38
All Programs in Applied Computer Education.....	11	Business and Administrative Studies.....	39
Business Information Technology	12	Management Development.....	40
Business Technology Management	13	All Programs in Community Services (CE).....	41
Information Security.....	14	International Business - CE.....	42
Introduction to Business Information Technology	15	Justice and Public Safety.....	43
All Programs in Creative Arts	16	Therapeutic Recreation Facilitator for Older Adults	44
3D Computer Graphics.....	17	All Programs in Education, Foundation Studies (CE)	45
ASL and Deaf Studies	18	Educational Assistant	46
Communication Design.....	19	All Programs in Health Sciences (CE).....	47
Creative Communications.....	20	Health Unit Clerk.....	48
Digital Media Design	21	All Programs in Industry and Transportation (CE)	49
Graphic Design	22	Railway Conductor	50
Library and Information Technology	23	All Programs in Information Technology (CE)	51
All Programs in Hospitality and Culinary Arts	24	Business Analyst.....	52
Culinary Arts.....	25	Computer and Network Support.....	53
Culinary Arts - Certificate	26	Professional Photography	54
Culinary Skills International.....	27	Project Management.....	55
Hotel and Restaurant Management.....	28		

Software Development.....	56	Administrative Assistant	86
Technology Management – Certificate	57	Health Care Aide.....	87
All Programs in Education, Arts & Science.....	58	All Programs in Portage Campus	88
All Programs in Teacher Education	59	Health Care Aide.....	89
Certificate in Adult Education	60	All Programs in Steinbach Campus	90
Technical Vocational Teacher Education.....	61	Business Accounting & Management.....	91
All Programs in Health Sciences & Community Services	62	Business Administration-Accounting.....	92
All Programs in Allied Health Sciences.....	63	Business Administration - Administration	93
Medical Laboratory Sciences	64	Health Care Aide.....	94
Medical Radiologic Technology	65	All Programs in Winkler Campus	95
Paramedicine - Primary Care Paramedicine	66	Administration Assistant	96
All Programs in Community Services.....	67	Health Care Aide.....	97
Child and Youth Care	68	All Programs in Skilled Trades & Technology.....	98
Disability and Community Support.....	69	All Programs in Civil Engineering Technology	99
Early Childhood Education	70	App Landscape Horticulturalist.....	100
Early Childhood Education Workplace.....	71	Architectural/Engineering Technology.....	101
All Programs in Life Sciences.....	72	Construction Management.....	102
Health Information Management	73	Environmental Engineering Technology	103
Pharmaceutical Manufacturing	74	Geomatics Technology	104
QA/QC in the Pharmaceutical Industry	75	Greenspace Horticulture	105
Science Laboratory Technology.....	76	Municipal Engineering Technology.....	106
Veterinary Technology.....	77	Structural Engineering Technology.....	107
All Programs in Nursing.....	78	All Programs in Construction Trades	108
Health Care Aide	79	App Cabinetmaker.....	109
Nursing.....	80	App Carpenter.....	110
All Programs in Indigenous Education.....	81	App Common Core Domestic Gasfitter B	111
Foundations in Social Innovation and Community Development.....	82	App Plumber.....	112
Indigenous Language - Cree.....	83	App Refrigeration & Air Conditioning Mechanic Commercial.....	113
All Programs in Regional Campuses	84	App Sheet Metal Worker	114
All Programs in Interlake Campuses	85	Carpentry.....	115
		Plumbing	116
		Refrigeration & Air Conditioning Technician.....	117

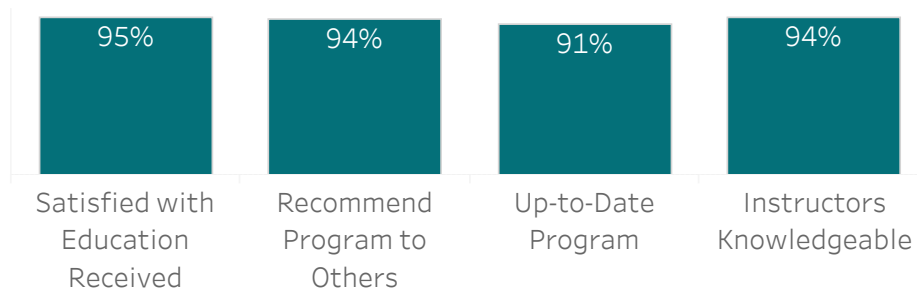
All Programs in Electrical/Electronics	118
Electrical Engineering Technology	119
Electronic Engineering Technology	120
Instrumentation and Control Engineering Technology	121
Introduction to Electrical Engineering Technology.....	122
Network Services Technician.....	123
All Programs in Electrical, Mechanical & Manufacturing	124
App Construction Electrician.....	125
Electrical.....	126
Manufacturing Computer Aided Drafting (CAD).....	127
Manufacturing Technician.....	128
Mechanical Engineering Technology	129
Power Engineering Technology.....	130
Precision Metal Machining	131
Welding	132
All Programs in Stevenson Aviation & Aerospace	133
Aerospace Manufacturing	134
Aircraft Maintenance Engineering	135
Apprentice Aircraft Maintenance Journeyperson.....	136
All Programs in Transportation & Heavy Apprenticeship Trades ..	137
App Automotive Service Technician	138
App Motor Vehicle Body & Repairer	139
App Truck & Transport Mechanic.....	140
Automotive Technician - Certificate	141
Automotive Technician - Diploma	142
Collision Repair and Refinishing.....	143
Heavy Duty Equipment Mechanic.....	144
Outdoor Power Equipment Technician	145



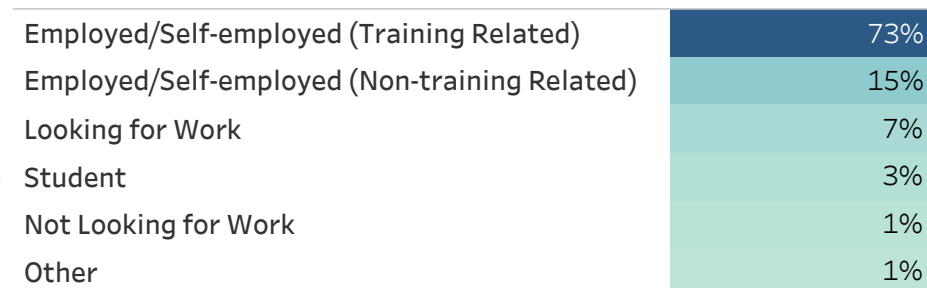
All RRC Polytech Programs

RRC Polytech provides flexible, accessible, quality education designed to help you succeed. With more than 200 full- and part-time degree, diploma and certificate options, our programs and courses offer something for everyone. There are more than 100 full-time programs that deliver the hands-on experience you need to succeed and with campuses throughout Manitoba, we've got you covered.

Satisfaction - 2019-20



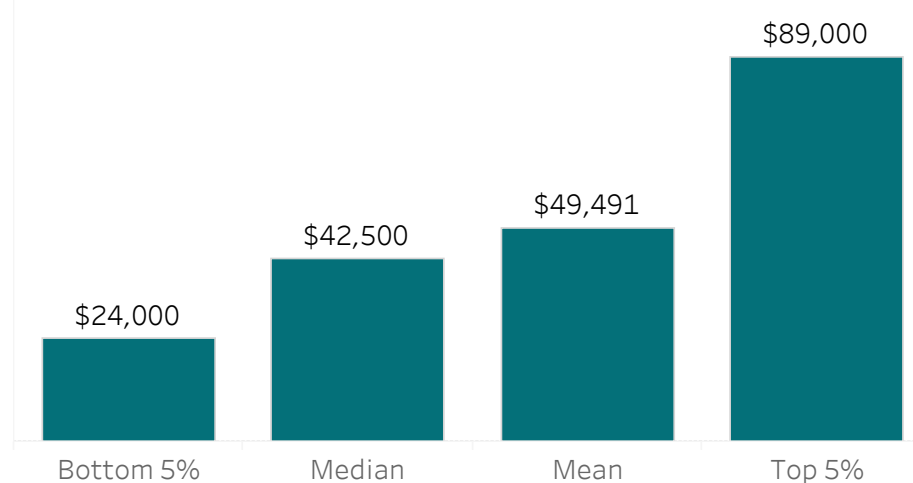
Graduate Activity - 2019-20



Three Year Comparison of Employed Respondents

	2017-18	2018-19	2019-20
Number of Graduates	4,525	4,544	3,996
Number of Respondents	2,459	2,434	2,180
Number of Employed Respondents	2,254	2,244	1,922
Percentage of Employed Respondents	92%	92%	88%
Number of Respondents Employed in Training Related Occupations	1,928	1,935	1,600
Percentage of Respondents Employed in Training Related Occupations	78%	79%	73%

Salary - Last Three Years

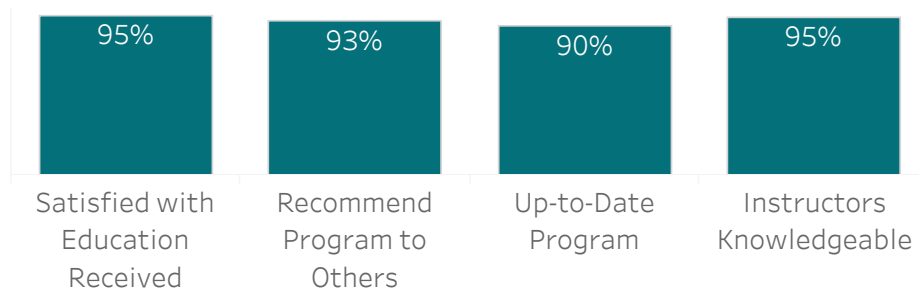




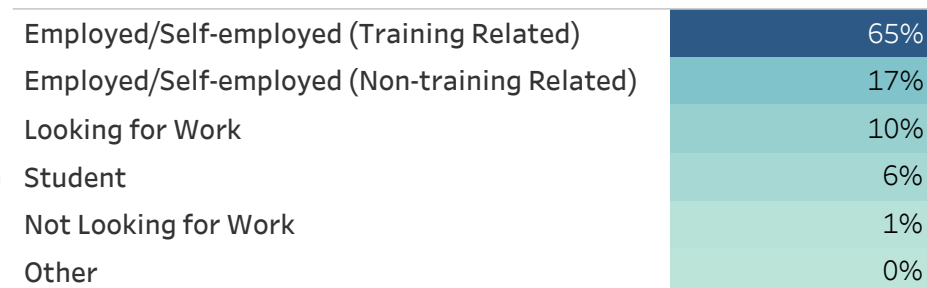
All Programs in Business & Applied Arts

Business and Applied Arts consists of four divisions: Applied Computer Education, Applied Commerce & Management Education, Creative Arts, and Hospitality and Culinary Arts. This school offers programs designed to meet the specific needs of the business, information technology, graphics and communications, and hospitality professions.

Satisfaction - 2019-20



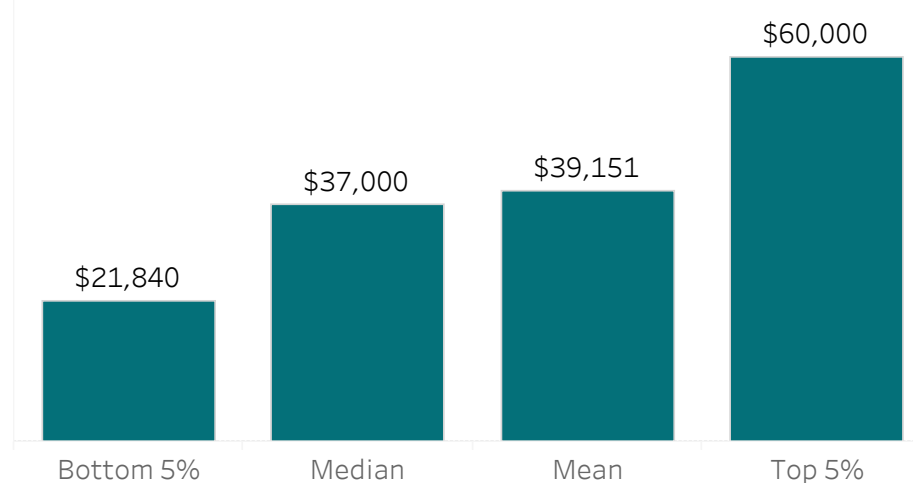
Graduate Activity - 2019-20



Three Year Comparison of Employed Respondents

	2017-18	2018-19	2019-20
Number of Graduates	993	1,058	1,071
Number of Respondents	542	596	627
Number of Employed Respondents	490	538	515
Percentage of Employed Respondents	90%	90%	82%
Number of Respondents Employed in Training Related Occupations	393	456	410
Percentage of Respondents Employed in Training Related Occupations	73%	77%	65%

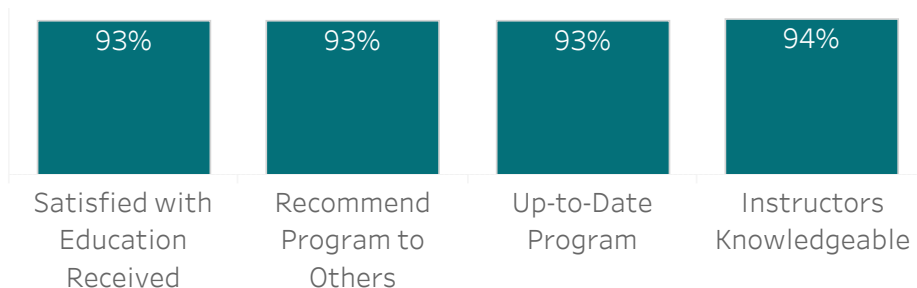
Salary - Last Three Years



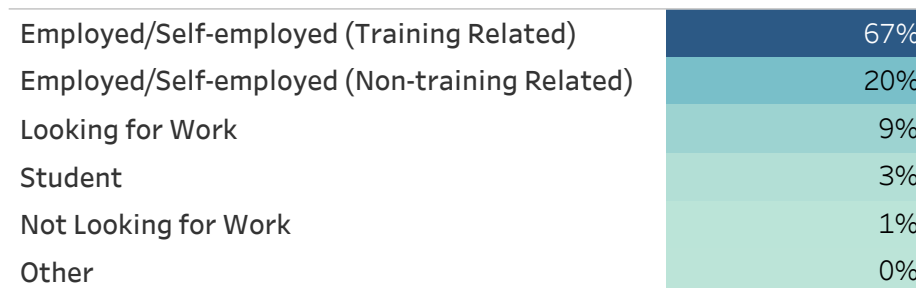
All Programs in Applied Commerce & Management Education

Students in Applied Commerce & Management Education programs gain the skills needed to work in commerce or management related fields.

Satisfaction - 2019-20



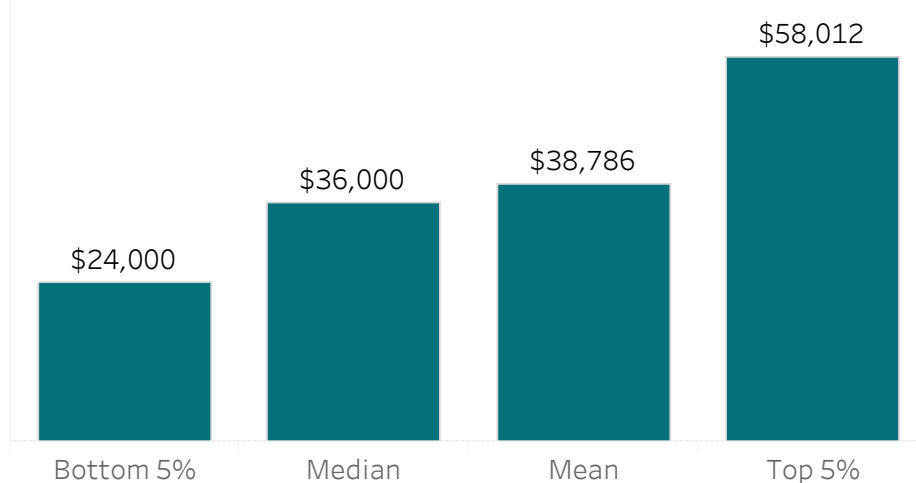
Graduate Activity - 2019-20



Three Year Comparison of Employed Respondents

	2017-18	2018-19	2019-20
Number of Graduates	432	532	425
Number of Respondents	237	296	244
Number of Employed Respondents	221	269	212
Percentage of Employed Respondents	93%	91%	87%
Number of Respondents Employed in Training Related Occupations	166	218	164
Percentage of Respondents Employed in Training Related Occupations	70%	74%	67%

Salary - Last Three Years



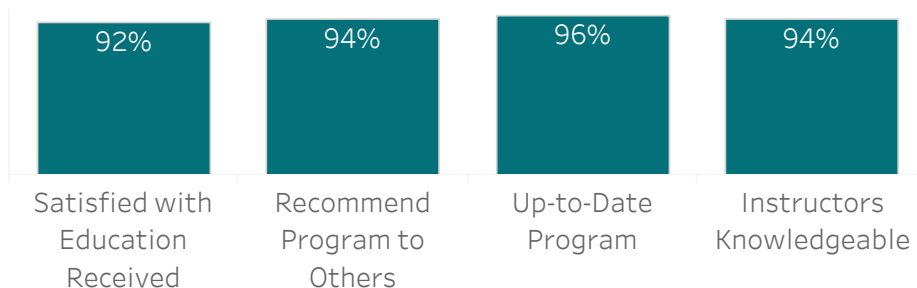


Applied Accounting

Certificate

The Applied Accounting program is designed to provide the necessary skills needed for entry level accounting support positions. In addition to developing basic accounting and computer skills, the program includes courses in general business practices. Most graduates find employment as accounting or finance clerks or small business bookkeepers in public administration, professional, scientific and technical services, manufacturing, wholesale trade, transportation and warehousing, retail trade, or finance and insurance.

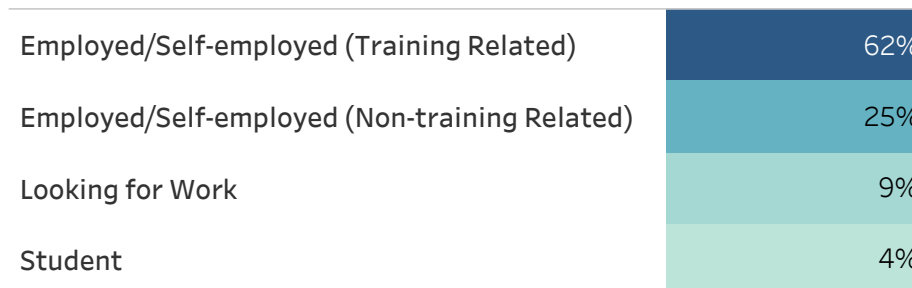
Satisfaction - 2019-20



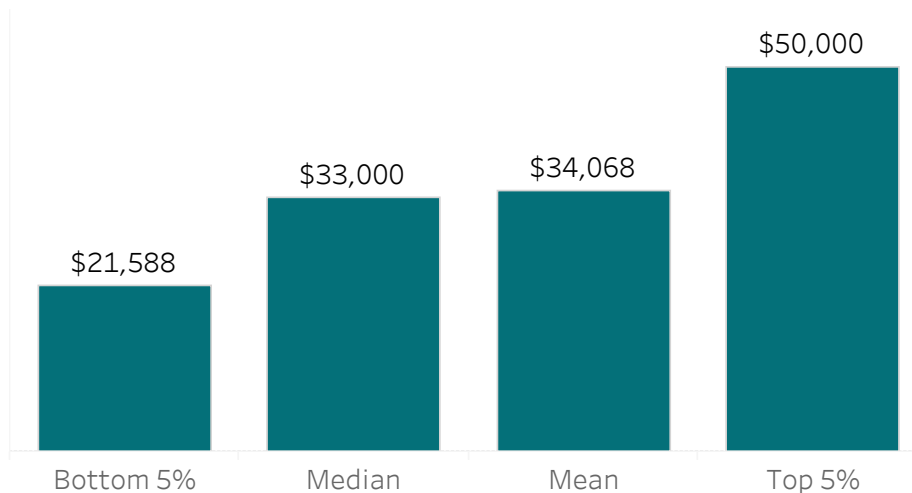
Three Year Comparison of Employed Respondents

	2017-18	2018-19	2019-20
Number of Graduates	54	119	82
Number of Respondents	30	63	55
Number of Employed Respondents	29	55	48
Percentage of Employed Respondents	97%	87%	87%
Number of Respondents Employed in Training Related Occupations	21	38	34
Percentage of Respondents Employed in Training Related Occupations	70%	60%	62%

Graduate Activity - 2019-20



Salary - Last Three Years

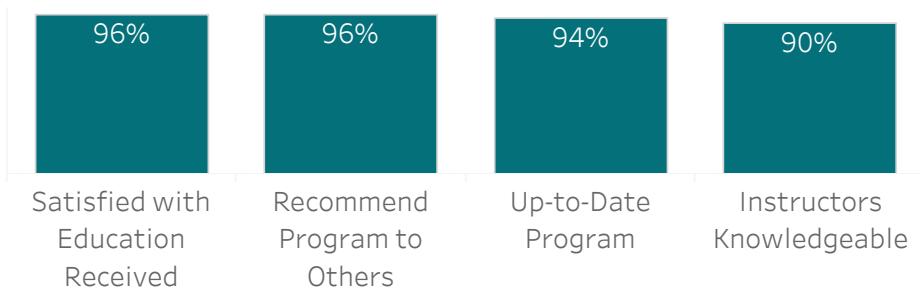


Business Administration-Accounting

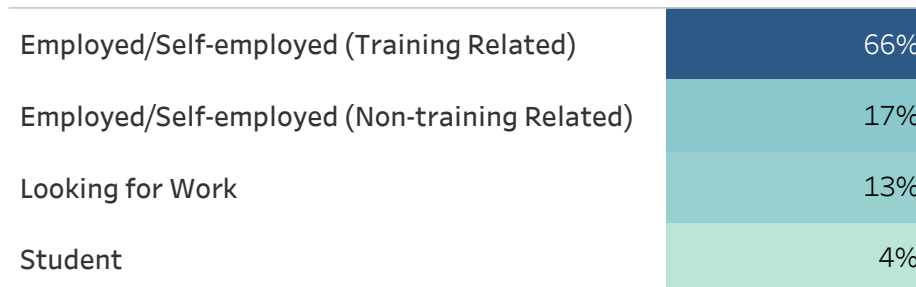
Diploma

Graduates of this Business Administration major develop abilities and obtain knowledge of accounting principles and practices. Many graduates pursue post-graduate programs in professional accounting, including CMA and CGA programs. Graduates of the Accounting major usually find employment in the accounting departments of Manitoba businesses. Others have found careers in small business or started their own enterprises.

Satisfaction - 2019-20



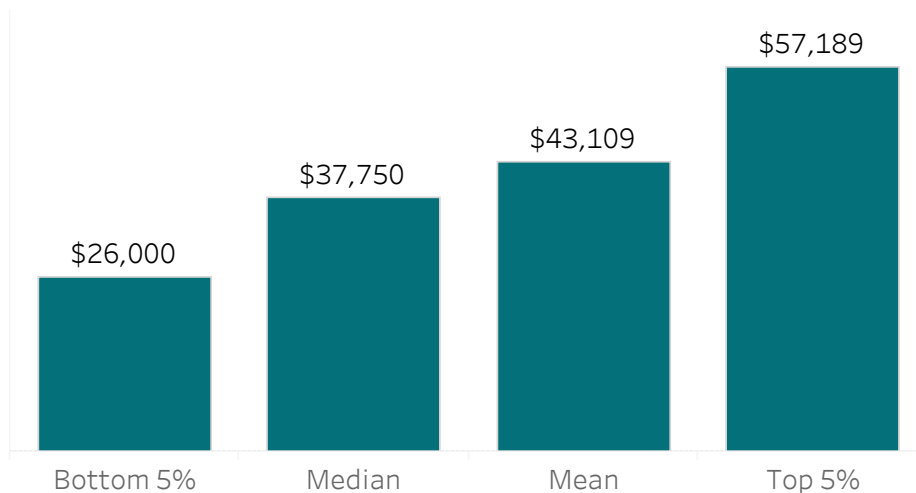
Graduate Activity - 2019-20



Three Year Comparison of Employed Respondents

	2017-18	2018-19	2019-20
Number of Graduates	77	93	102
Number of Respondents	46	56	53
Number of Employed Respondents	38	52	44
Percentage of Employed Respondents	83%	93%	83%
Number of Respondents Employed in Training Related Occupations	32	42	35
Percentage of Respondents Employed in Training Related Occupations	70%	75%	66%

Salary - Last Three Years

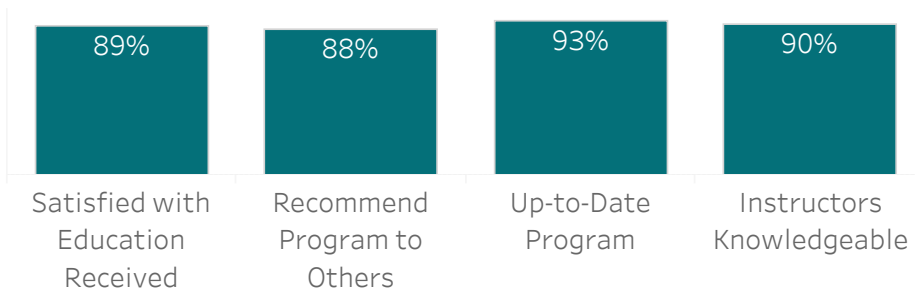


Business Administration-Administration

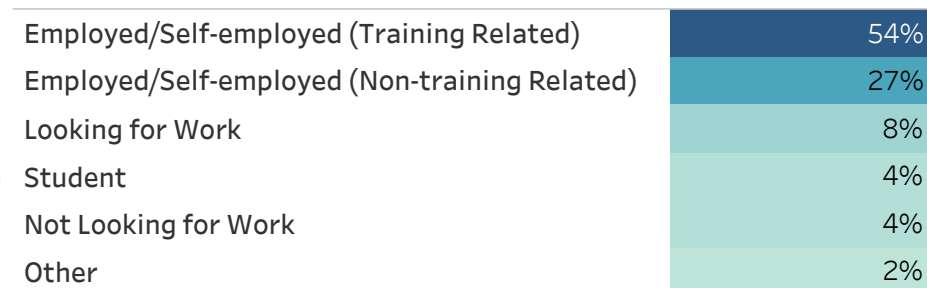
Diploma

Students develop a potential for supervision and management through the study of business-related courses and practical projects. Many graduates have been accepted into management training programs with department stores, banks, insurance companies and financial institutions. Others have found careers in small business or started their own enterprises.

Satisfaction - 2019-20



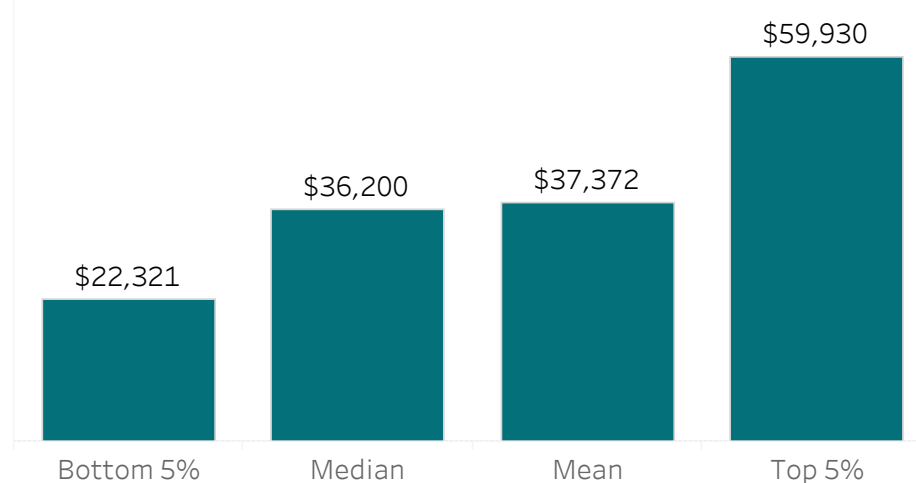
Graduate Activity - 2019-20



Three Year Comparison of Employed Respondents

	2017-18	2018-19	2019-20
Number of Graduates	86	98	90
Number of Respondents	53	55	48
Number of Employed Respondents	49	48	39
Percentage of Employed Respondents	92%	87%	81%
Number of Respondents Employed in Training Related Occupations	35	42	26
Percentage of Respondents Employed in Training Related Occupations	66%	76%	54%

Salary - Last Three Years



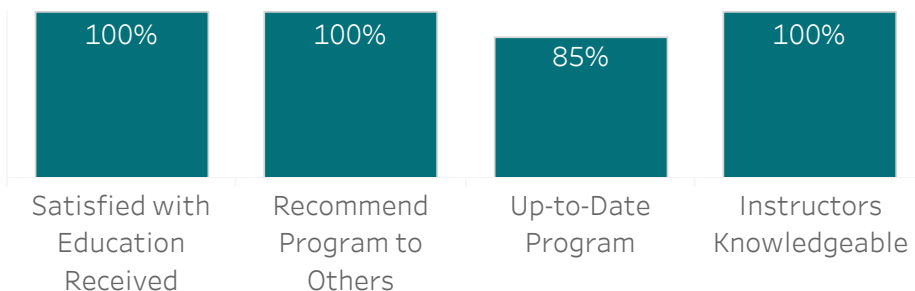


Business Admin - Financial Services

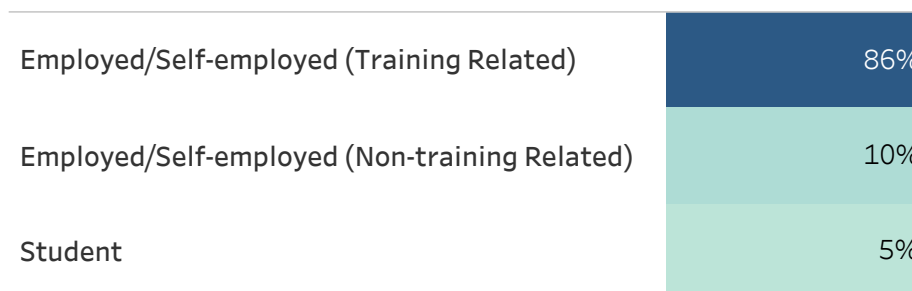
Diploma

The Financial Services major is designed for those interested in banking and finance as a career. The major provides graduates with strong communication, organizational, and analytical skills, and experience in financial applications.

Satisfaction - 2019-20



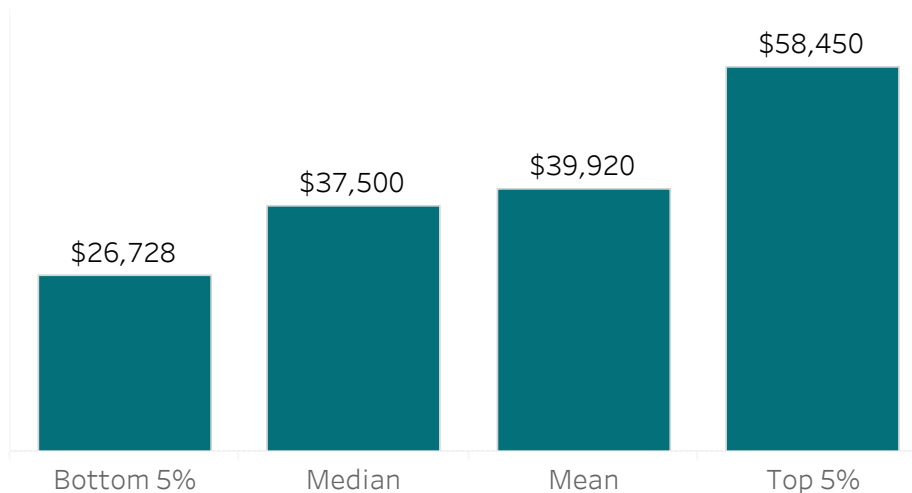
Graduate Activity - 2019-20



Three Year Comparison of Employed Respondents

	2017-18	2018-19	2019-20
Number of Graduates	36	66	39
Number of Respondents	21	39	21
Number of Employed Respondents	21	37	20
Percentage of Employed Respondents	100%	95%	95%
Number of Respondents Employed in Training Related Occupations	15	31	18
Percentage of Respondents Employed in Training Related Occupations	71%	79%	86%

Salary - Last Three Years



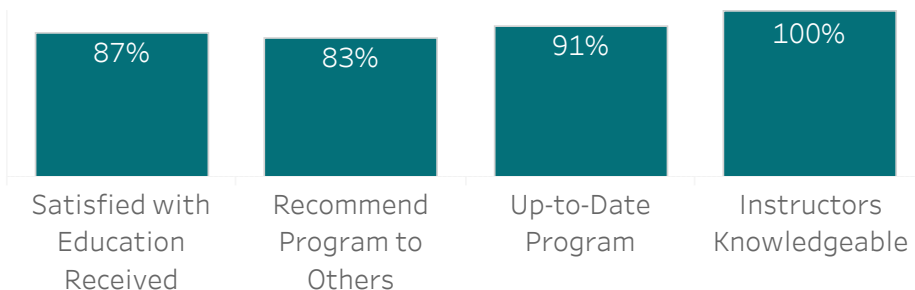


Business Admin - Human Resource Management

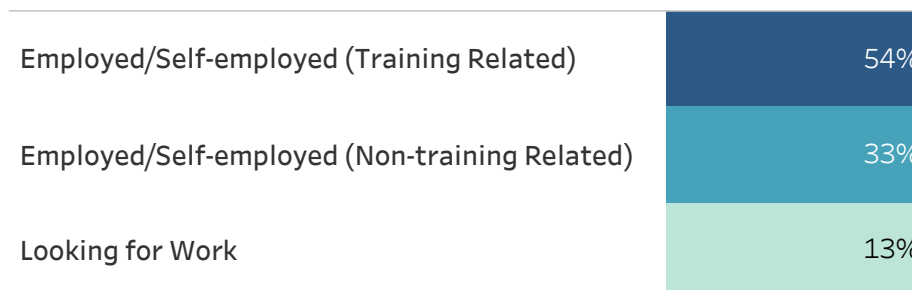
Diploma

This Business Administration major is designed for students with strong critical thinking and interpersonal skills who want to implement the functions of human resource management. Students will be prepared for an administrative role in an HRM department and can begin the professional certification process, if they desire.

Satisfaction - 2019-20



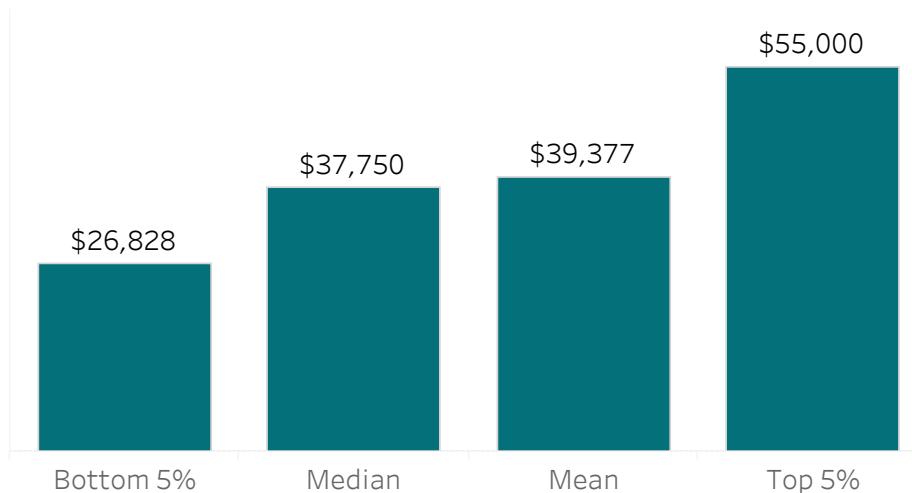
Graduate Activity - 2019-20



Three Year Comparison of Employed Respondents

	2017-18	2018-19	2019-20
Number of Graduates	33	46	33
Number of Respondents	18	29	24
Number of Employed Respondents	18	27	21
Percentage of Employed Respondents	100%	93%	88%
Number of Respondents Employed in Training Related Occupations	11	20	13
Percentage of Respondents Employed in Training Related Occupations	61%	69%	54%

Salary - Last Three Years

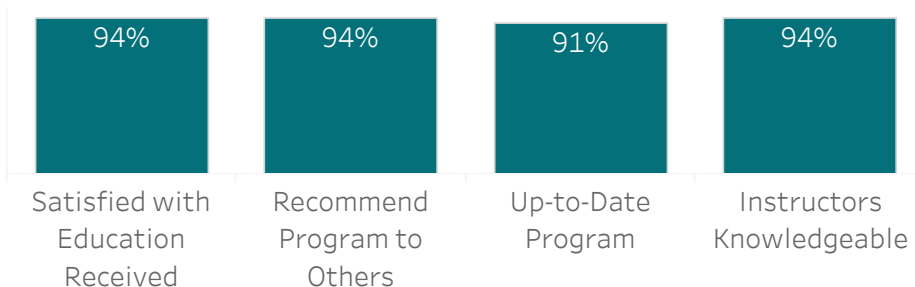


Business Administration - Marketing

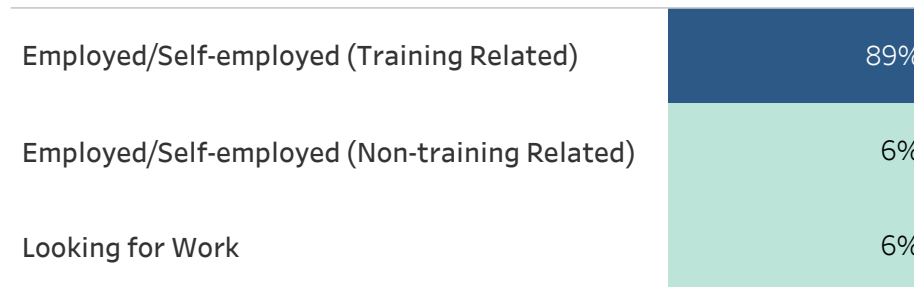
Diploma

Students in this Business Administration major develop critical and analytical skills used in the strategic marketing process. Many graduates seek employment in the marketing departments of a variety of businesses, including retail, manufacturing and industrial sectors. Others have found careers in small business or started their own enterprises.

Satisfaction - 2019-20



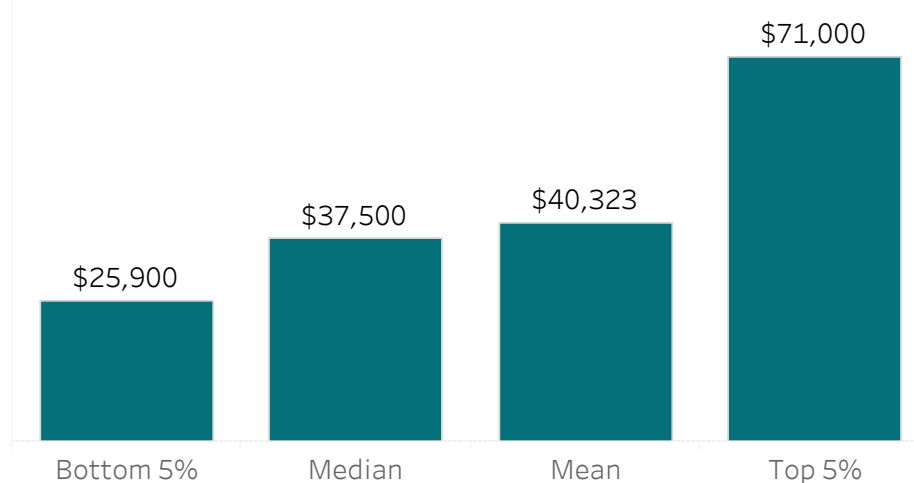
Graduate Activity - 2019-20



Three Year Comparison of Employed Respondents

	2017-18	2018-19	2019-20
Number of Graduates	71	62	58
Number of Respondents	37	34	35
Number of Employed Respondents	35	33	33
Percentage of Employed Respondents	95%	97%	94%
Number of Respondents Employed in Training Related Occupations	31	30	31
Percentage of Respondents Employed in Training Related Occupations	84%	88%	89%

Salary - Last Three Years



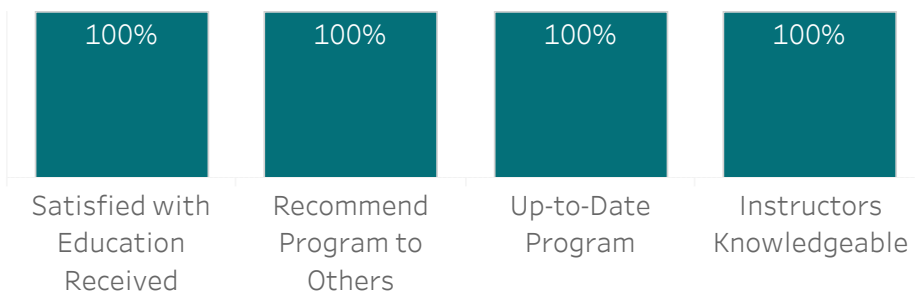


Commerce Industry Sales & Marketing

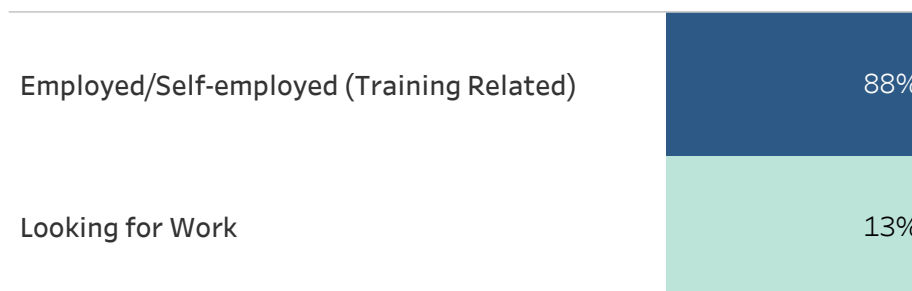
Certificate

This program develops the knowledge and personal selling skills required for long term partnerships and sales success. It reflects a needs-satisfaction selling philosophy supported by a persuasive and interactive communication process. Graduates have found employment as sales and marketing representatives in various industries including manufacturing and distribution of office supplies and equipment, food and paper products, industrial goods, transportation services, and consumer goods and services.

Satisfaction - 2019-20



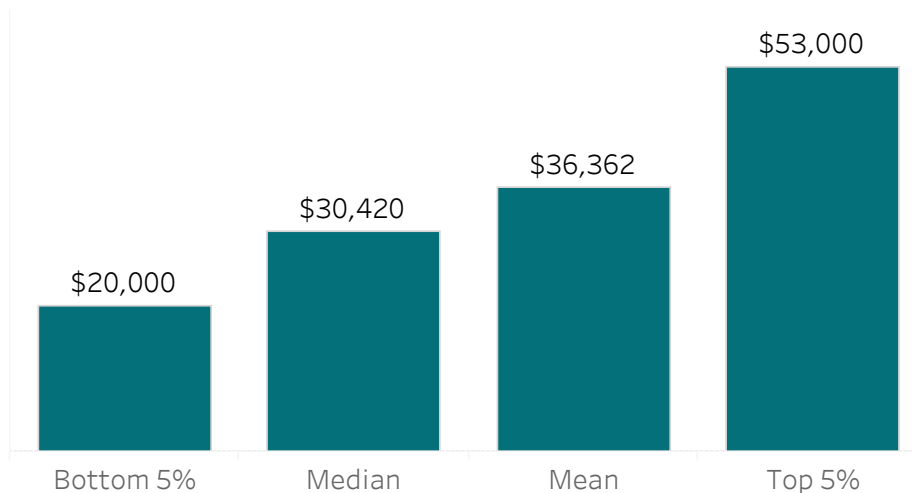
Graduate Activity - 2019-20



Three Year Comparison of Employed Respondents

	2017-18	2018-19	2019-20
Number of Graduates	14	24	21
Number of Respondents	11	12	8
Number of Employed Respondents	10	11	7
Percentage of Employed Respondents	91%	92%	88%
Number of Respondents Employed in Training Related Occupations	7	11	7
Percentage of Respondents Employed in Training Related Occupations	64%	92%	88%

Salary - Last Three Years

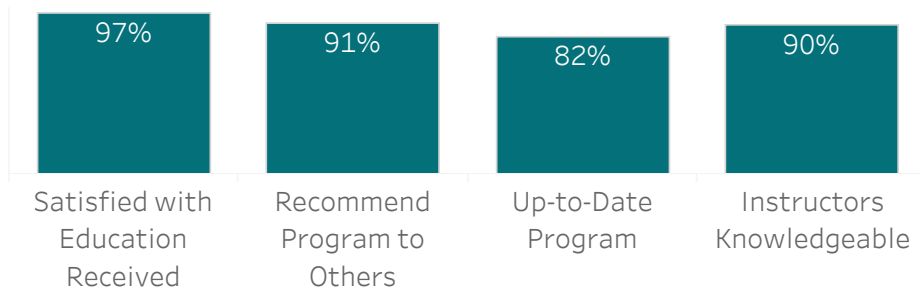




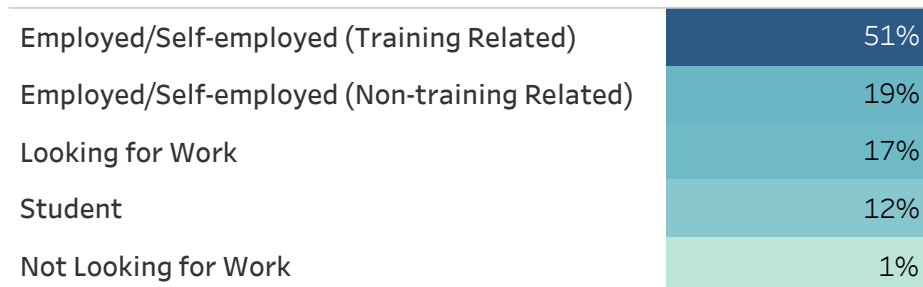
All Programs in Applied Computer Education

Applied Computer Education programs focus on the practical aspects of computer science, such as network administration, web development and systems analysis.

Satisfaction - 2019-20



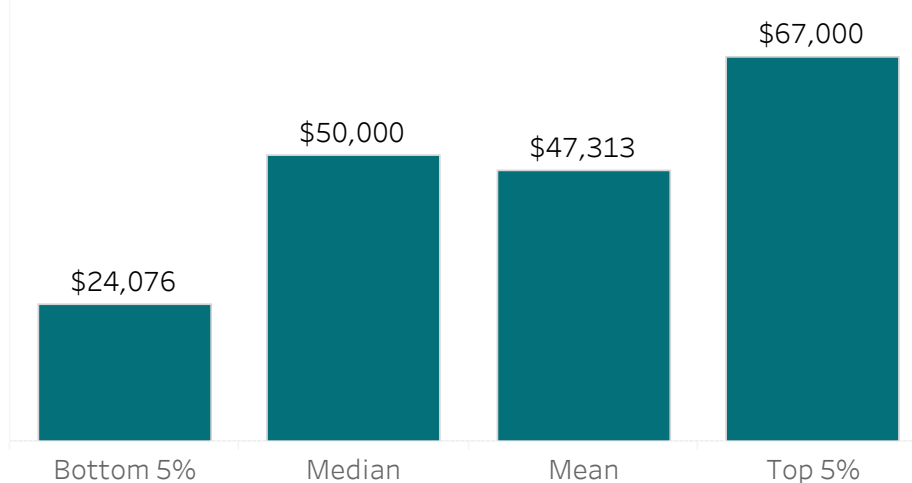
Graduate Activity - 2019-20



Three Year Comparison of Employed Respondents

	2017-18	2018-19	2019-20
Number of Graduates	257	193	301
Number of Respondents	125	99	166
Number of Employed Respondents	109	85	115
Percentage of Employed Respondents	87%	86%	69%
Number of Respondents Employed in Training Related Occupations	84	67	84
Percentage of Respondents Employed in Training Related Occupations	67%	68%	51%

Salary - Last Three Years



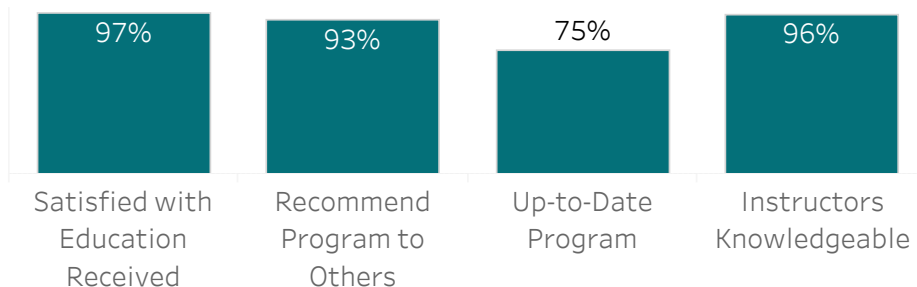


Business Information Technology

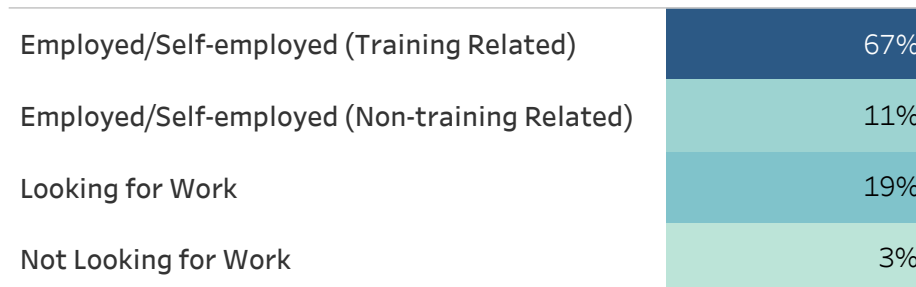
Diploma

This program provides a foundation in information technology with focus on the following technical areas: Application Development builds proficiency in application development for business systems. Languages include Java, C#, and Ruby. Database Management provides a highly developed skill set focused on daily operation of relational databases, system administration, backup and recovery, advanced SQL, and data warehousing. Network Management provides the skills needed for network administration, security and disaster recovery, platform integration, and Windows and Unix servers. Web Development provides the specialized skills needed to develop content for the Web, including server-side technologies, introductory internet security, platform integration and mobile technologies.

Satisfaction - 2019-20



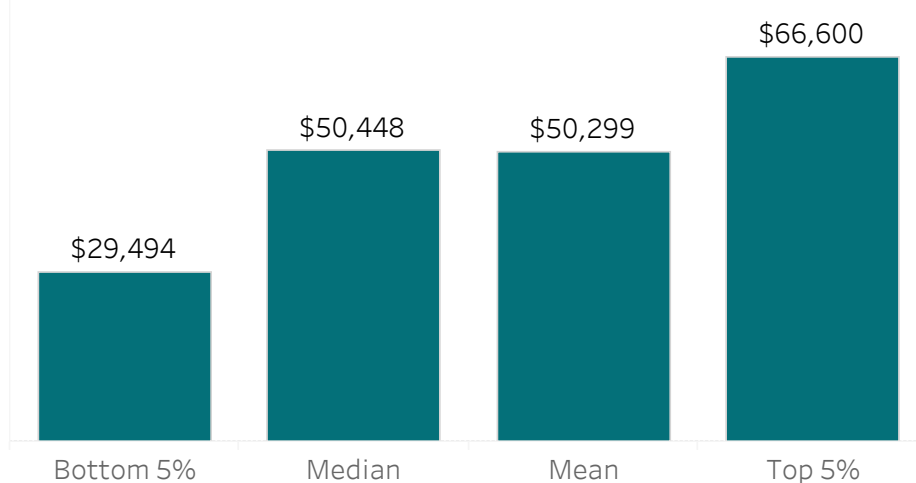
Graduate Activity - 2019-20



Three Year Comparison of Employed Respondents

	2017-18	2018-19	2019-20
Number of Graduates	127	117	135
Number of Respondents	72	73	73
Number of Employed Respondents	70	69	57
Percentage of Employed Respondents	97%	95%	78%
Number of Respondents Employed in Training Related Occupations	62	59	49
Percentage of Respondents Employed in Training Related Occupations	86%	81%	67%

Salary - Last Three Years



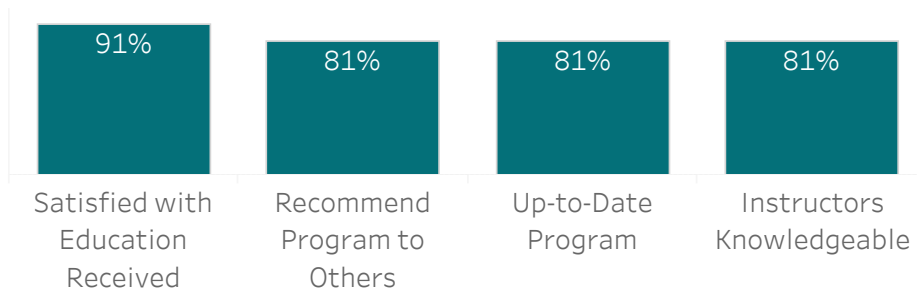


Business Technology Management

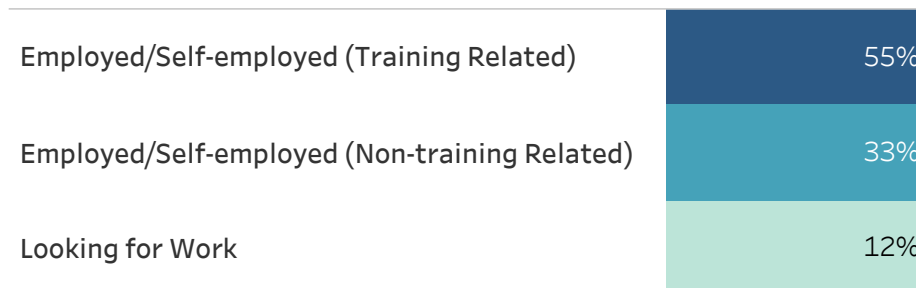
Diploma

This program is designed to provide graduates with the knowledge and skills set required to analyze, design, and manage projects and businesses in the area of information technology. The Business Technology Management Diploma builds upon a combined set of information technology and business courses. Students in this program will be exposed to a variety of case studies and practical skills to be effective in advising or managing teams in the IT field. Students will apply their skills in an industry environment through the department's co-op program. Graduates will receive the Business Technology Management diploma.

Satisfaction - 2019-20



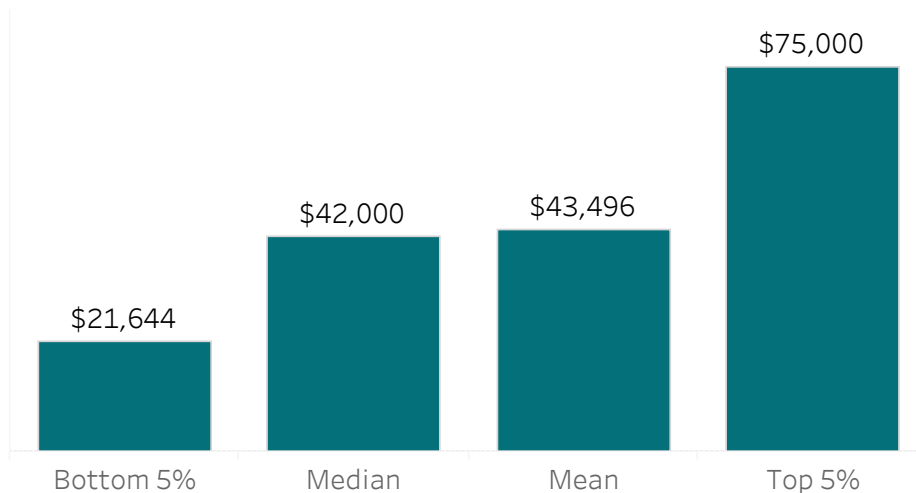
Graduate Activity - 2019-20



Three Year Comparison of Employed Respondents

	2017-18	2018-19	2019-20
Number of Graduates	16	26	74
Number of Respondents	5	9	42
Number of Employed Respondents	5	9	37
Percentage of Employed Respondents	100%	100%	88%
Number of Respondents Employed in Training Related Occupations	3	7	23
Percentage of Respondents Employed in Training Related Occupations	60%	78%	55%

Salary - Last Three Years



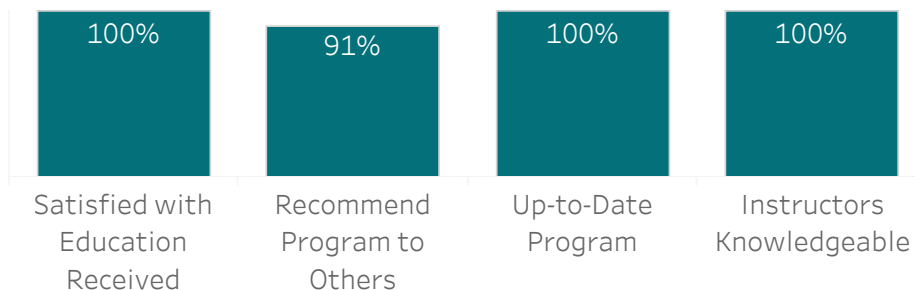


Information Security

Post-Graduate Diploma

The Information Security program will provide you with the theory and experience required to analyze, evaluate, manage and respond to today's most complex information security issues. You will learn the fundamentals of designing and analyzing robust personal, enterprise and web-based IT security systems. Students graduating from this program will be well positioned to enter into and succeed in the information security field in Manitoba and across North America.

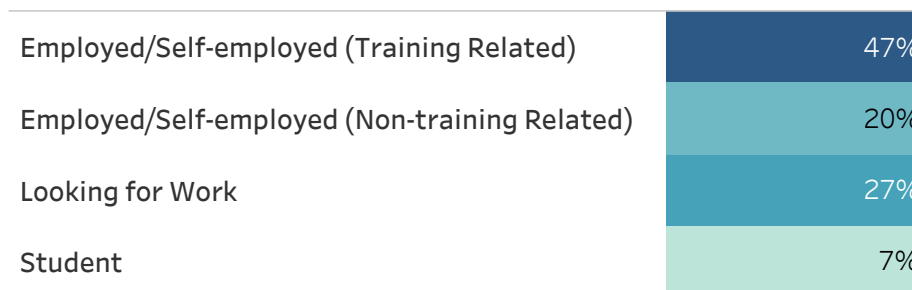
Satisfaction - 2019-20



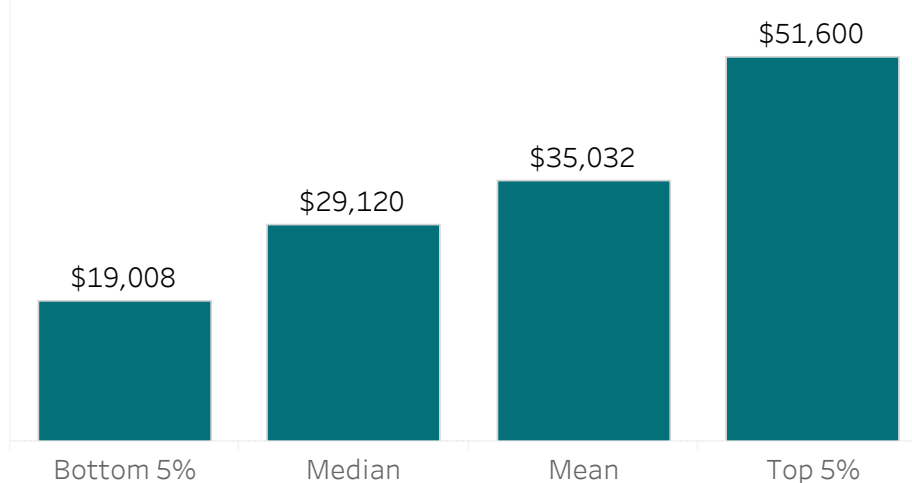
Three Year Comparison of Employed Respondents

	2019-20
Number of Graduates	26
Number of Respondents	15
Number of Employed Respondents	10
Percentage of Employed Respondents	67%
Number of Respondents Employed in Training Related Occupations	7
Percentage of Respondents Employed in Training Related Occupations	47%

Graduate Activity - 2019-20



Salary - Last Three Years



Note: "Salary - Last Three Years" does not currently have 3 years of data available.

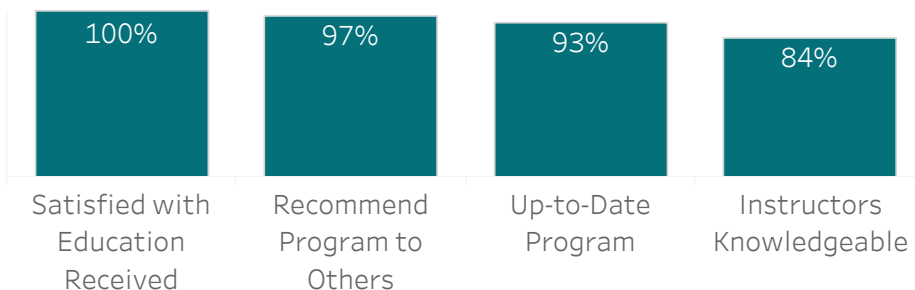


Introduction to Business Information Technology

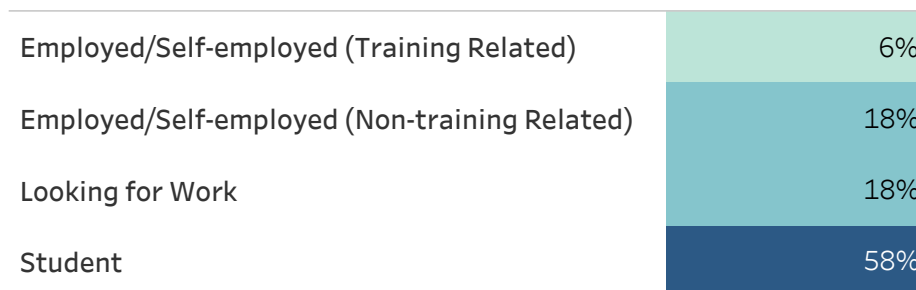
Certificate

The Introduction to Business Information Technology (BIT) program provides a solid foundation in information technology. It includes both preparatory courses and some Term 1 BIT courses.

Satisfaction - 2019-20



Graduate Activity - 2019-20



Three Year Comparison of Employed Respondents

	2017-18	2018-19	2019-20
Number of Graduates	42	48	56
Number of Respondents	17	16	33

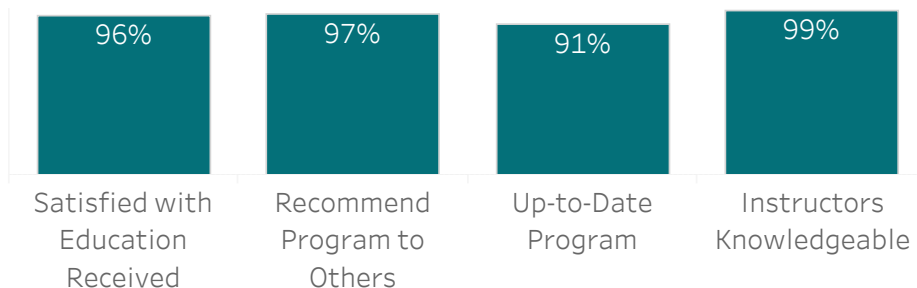
**Note: This program is designed to prepare students to take further training at RRC Polytech and/or to broaden employment opportunities.*



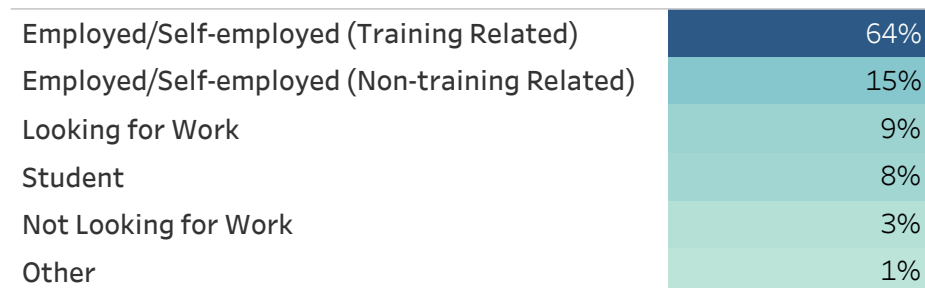
All Programs in Creative Arts

Creative Arts programs are related to the graphic arts, communication, sign language, and the library science field.

Satisfaction - 2019-20



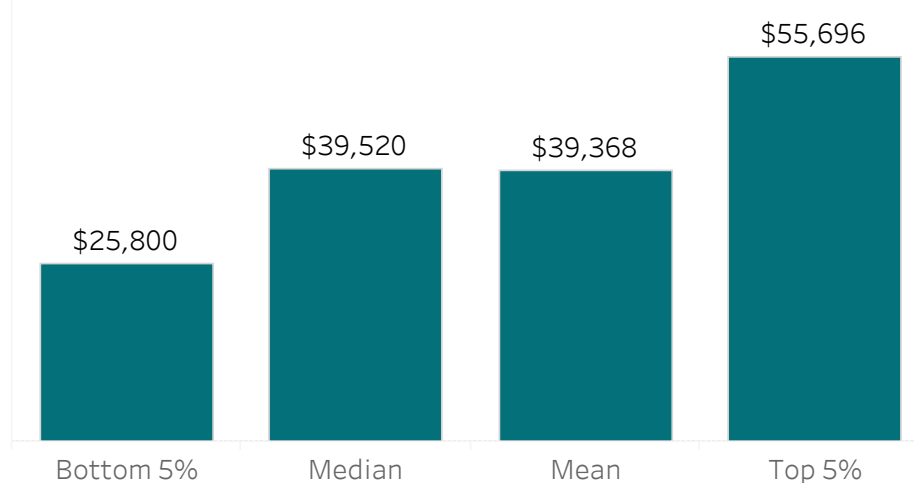
Graduate Activity - 2019-20



Three Year Comparison of Employed Respondents

	2017-18	2018-19	2019-20
Number of Graduates	193	178	206
Number of Respondents	121	133	131
Number of Employed Respondents	105	118	104
Percentage of Employed Respondents	87%	89%	79%
Number of Respondents Employed in Training Related Occupations	91	107	84
Percentage of Respondents Employed in Training Related Occupations	75%	80%	64%

Salary - Last Three Years



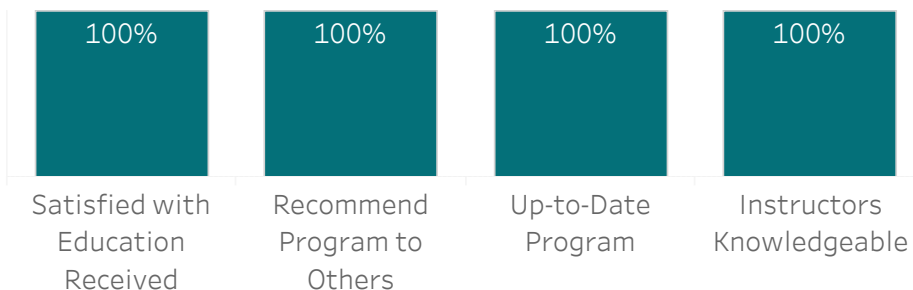


3D Computer Graphics

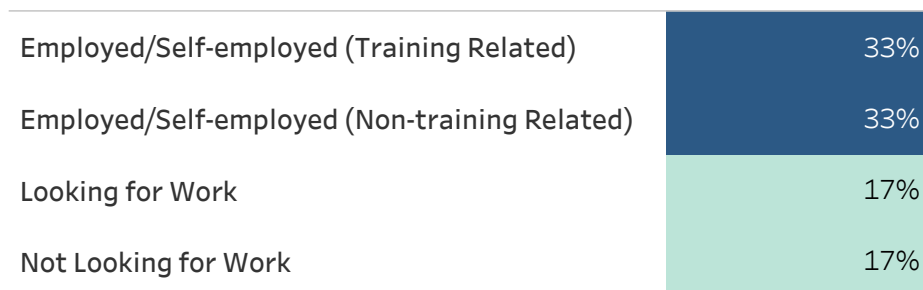
Post-Diploma Program

This program is designed for industry professionals and/or graduates of Digital Media Design or equivalent programs who wish to upgrade their skills. Graduates of the 3D Computer Graphics program find employment in visual effects, motion graphics, video game development, 3D simulation and prototyping, medical imaging, and 3D simulation industries. Some graduates choose self-employment as freelance artists.

Satisfaction - 2019-20



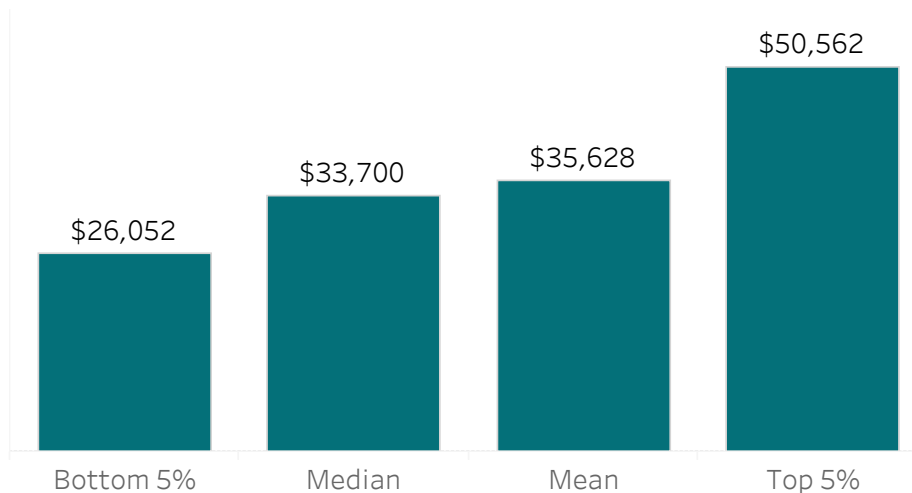
Graduate Activity - 2019-20



Three Year Comparison of Employed Respondents

	2017-18	2018-19	2019-20
Number of Graduates	10	15	10
Number of Respondents	4	11	6
Number of Employed Respondents	2	10	4
Percentage of Employed Respondents	50%	91%	67%
Number of Respondents Employed in Training Related Occupations	1	8	2
Percentage of Respondents Employed in Training Related Occupations	25%	73%	33%

Salary - Last Three Years





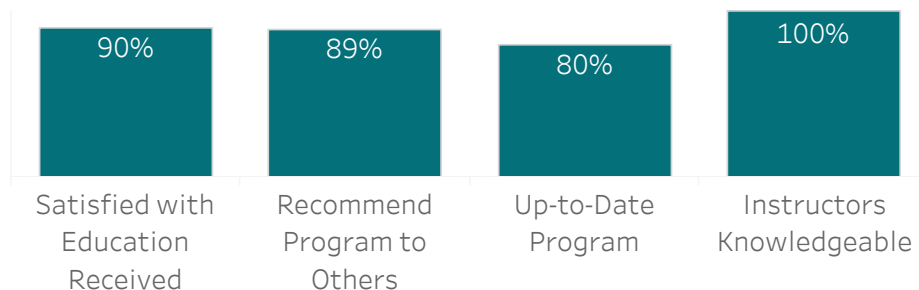
ASL and Deaf Studies

Certificate

This program is designed to increase your fluency in American Sign Language (ASL) and help you to gain knowledge of Deaf culture and Deaf history so that students can effectively interact with Deaf individuals. Deaf persons can benefit from this program by learning more about their own language, culture, and history.

No salary data to display: too small a sample where $n < 5$ responses with salary data.

Satisfaction - 2019-20



Graduate Activity - 2019-20

Employed/Self-employed (Training Related)	10%
Employed/Self-employed (Non-training Related)	50%
Student	30%
Other	10%

Three Year Comparison of Employed Respondents

2019-20

Number of Graduates	23
Number of Respondents	10
Number of Employed Respondents	6
Percentage of Employed Respondents	60%
Number of Respondents Employed in Training Related Occupations	1
Percentage of Respondents Employed in Training Related Occupations	10%

Salary - Last Three Years

There is no salary to be reported

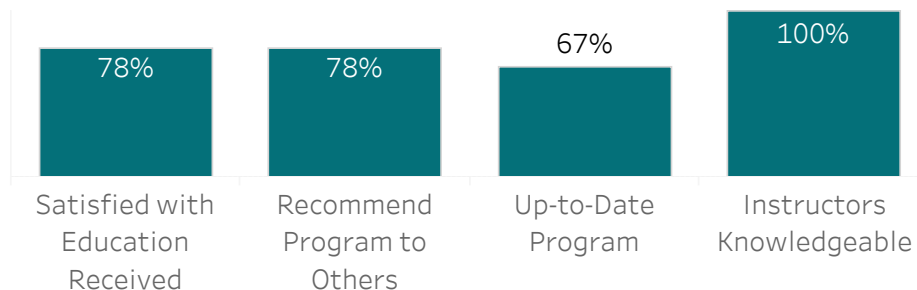


Communication Design

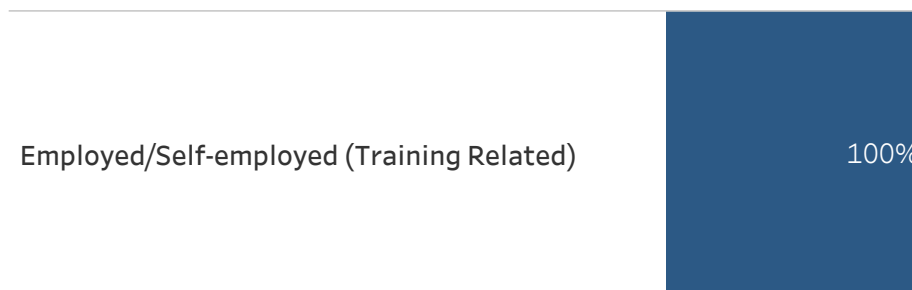
Post-Graduate Diploma

Students in the Communication Design program will develop investigative and exploratory work that challenges ideas about what is traditionally accepted as output from a graphic design school. Through a series of thoughtful projects that casually blur disciplinary boundaries, the Communication Design program continually breaks new ground in building future generations of design thinkers at RRC Polytech.

Satisfaction - 2019-20



Graduate Activity - 2019-20

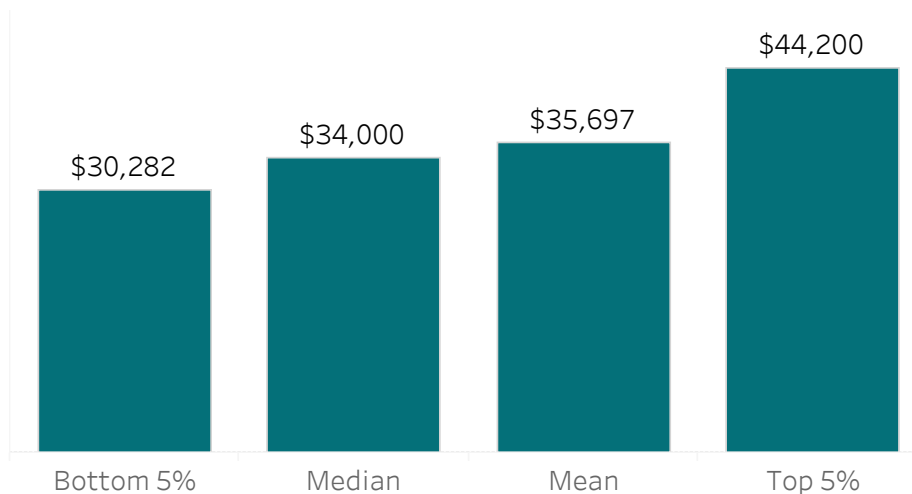


Three Year Comparison of Employed Respondents

2019-20

Number of Graduates	14
Number of Respondents	9
Number of Employed Respondents	9
Percentage of Employed Respondents	100%
Number of Respondents Employed in Training Related Occupations	9
Percentage of Respondents Employed in Training Related Occupations	100%

Salary - Last Three Years



Note: "Salary - Last Three Years" does not currently have 3 years of data available.

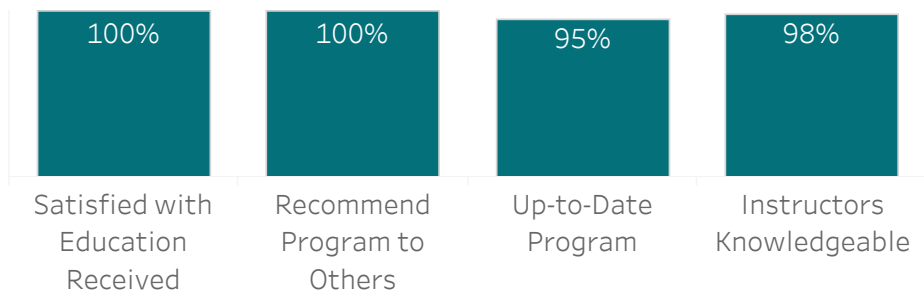


Creative Communications

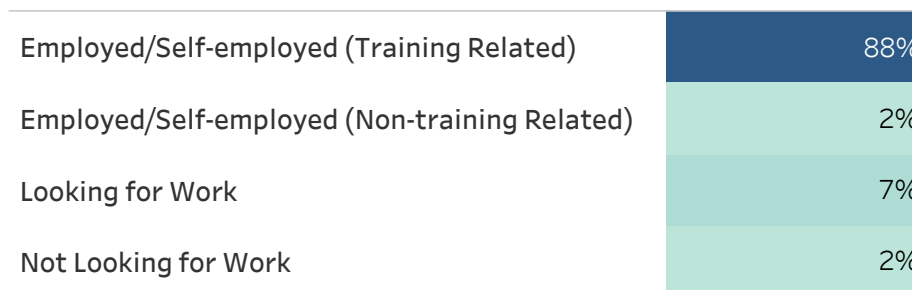
Diploma

Students in this program develop the skills to succeed in the communications fields of advertising, journalism, media production, and public relations. Graduates have found employment as journalists in print, radio and television; broadcast production technicians; copywriters and media buyers in advertising agencies, radio and television stations; and public relations personnel for various companies and government agencies.

Satisfaction - 2019-20



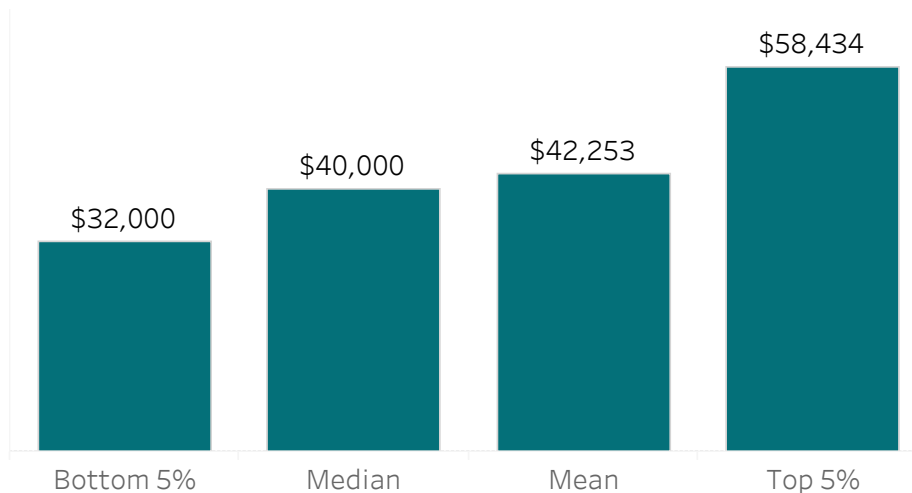
Graduate Activity - 2019-20



Three Year Comparison of Employed Respondents

	2017-18	2018-19	2019-20
Number of Graduates	55	52	57
Number of Respondents	38	41	42
Number of Employed Respondents	36	41	38
Percentage of Employed Respondents	95%	100%	90%
Number of Respondents Employed in Training Related Occupations	31	40	37
Percentage of Respondents Employed in Training Related Occupations	82%	98%	88%

Salary - Last Three Years



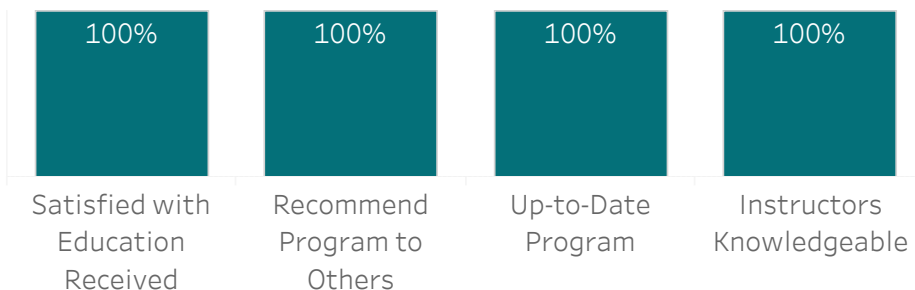


Digital Media Design

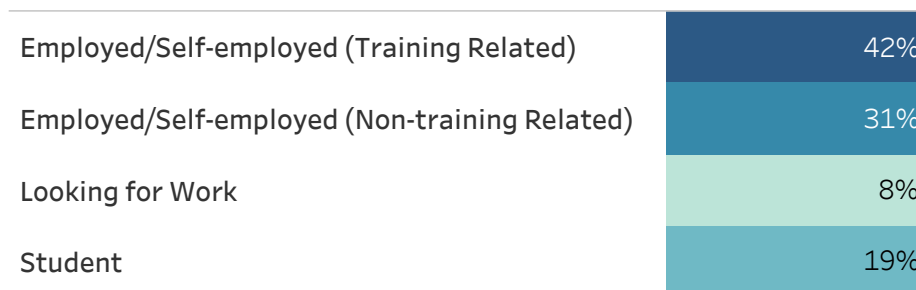
Diploma

This program provides up-to-date training in web and mobile design and development, digital video, 3D animation, motion graphics, and graphic design. It teaches both design fundamentals and technical skills, and encourages creativity, imagination, professionalism, and a strong work ethic. Graduates of this program may find employment in a variety of roles such as web designers and developers, app and UX designers, video shooters and editors, motion graphic designers, and 3D animators.

Satisfaction - 2019-20



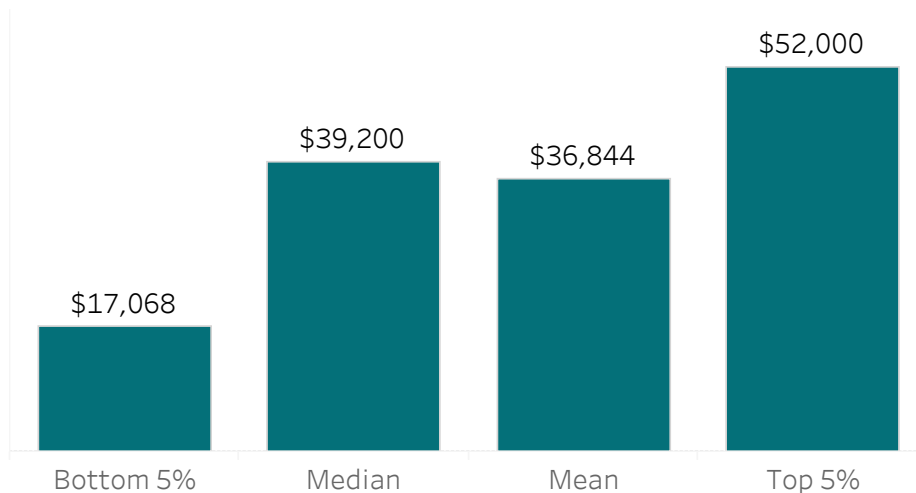
Graduate Activity - 2019-20



Three Year Comparison of Employed Respondents

	2017-18	2018-19	2019-20
Number of Graduates	40	42	46
Number of Respondents	28	32	26
Number of Employed Respondents	18	21	19
Percentage of Employed Respondents	64%	66%	73%
Number of Respondents Employed in Training Related Occupations	15	16	11
Percentage of Respondents Employed in Training Related Occupations	54%	50%	42%

Salary - Last Three Years





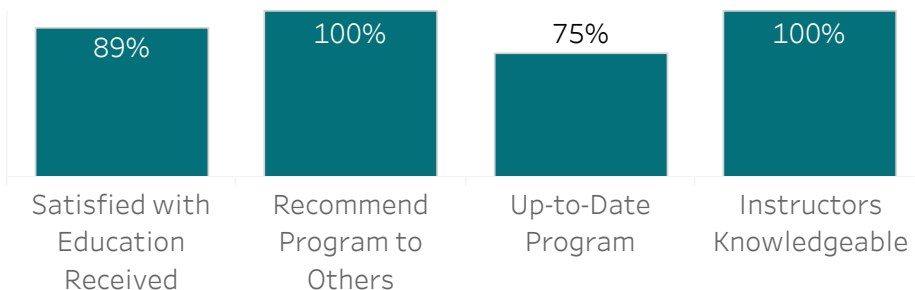
Graphic Design

Diploma

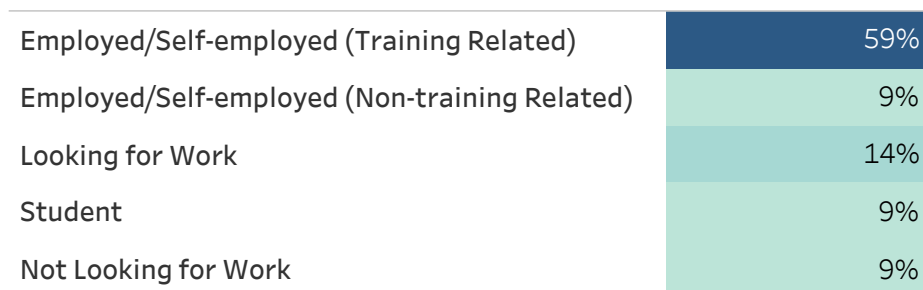
This program provides up-to-date artistic training in the technology, techniques and philosophy of graphic design. It is designed to develop the technical skills and knowledge essential to professional competence, and to encourage creativity, imagination, and a sense of aesthetic discrimination.

Graduates find employment as production specialists, graphic designers, illustrators and art directors. They work in retail stores, advertising agencies, design and production studios and newspapers. Others are working in television and film studios, and some are employed as freelance artists.

Satisfaction - 2019-20



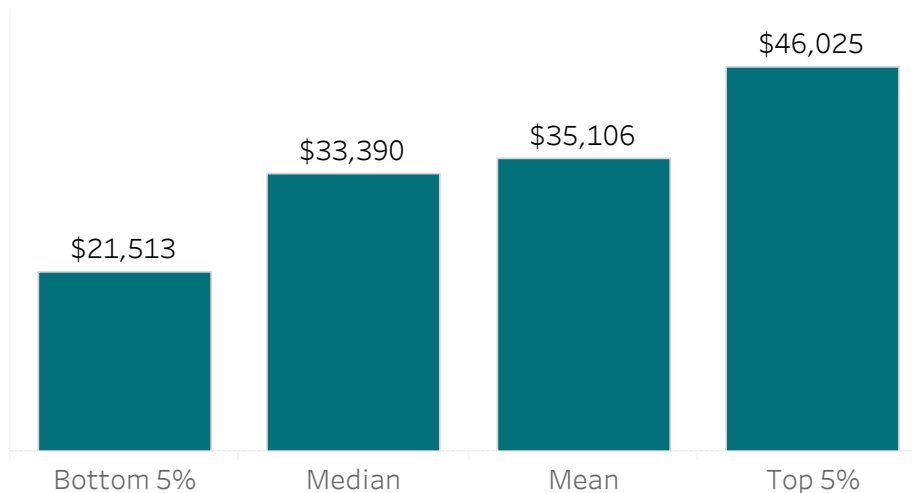
Graduate Activity - 2019-20



Three Year Comparison of Employed Respondents

	2017-18	2018-19	2019-20
Number of Graduates	37	43	39
Number of Respondents	21	27	22
Number of Employed Respondents	20	25	15
Percentage of Employed Respondents	95%	93%	68%
Number of Respondents Employed in Training Related Occupations	17	23	13
Percentage of Respondents Employed in Training Related Occupations	81%	85%	59%

Salary - Last Three Years



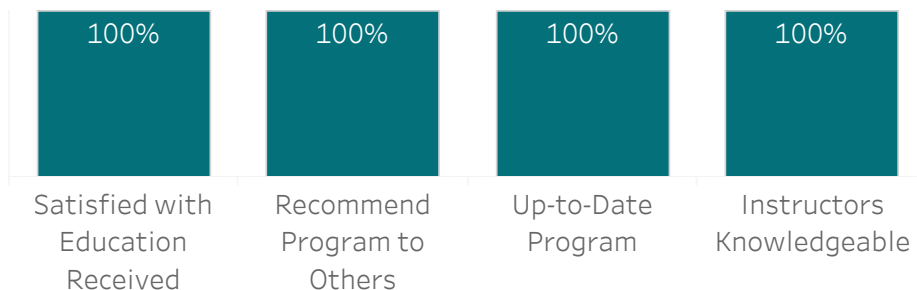


Library and Information Technology

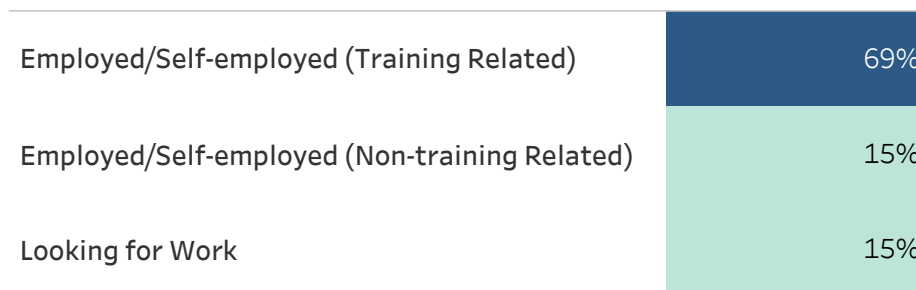
Diploma

This program provides students with the necessary public service and technical skills to be a productive employee in the library and related fields. Specifically, the program provides the training needed to be employed as a library technician.

Satisfaction - 2019-20



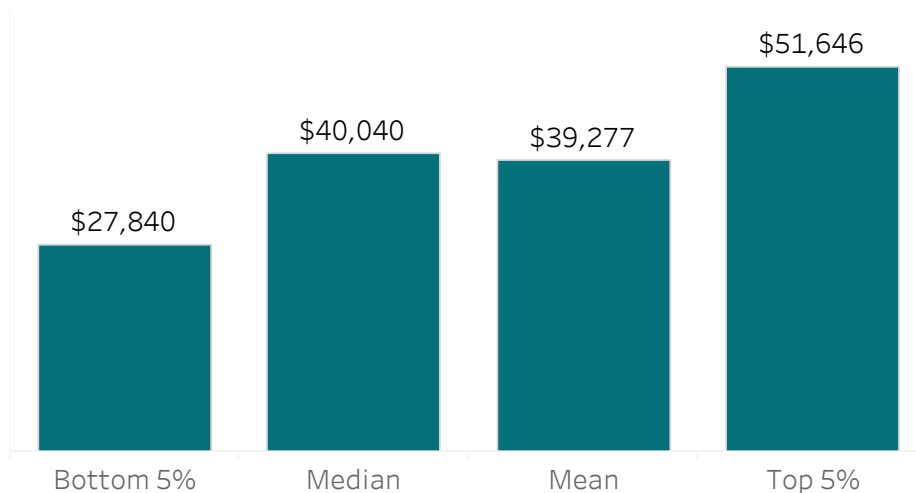
Graduate Activity - 2019-20



Three Year Comparison of Employed Respondents

	2017-18	2018-19	2019-20
Number of Graduates	11	11	13
Number of Respondents	10	10	13
Number of Employed Respondents	10	10	11
Percentage of Employed Respondents	100%	100%	85%
Number of Respondents Employed in Training Related Occupations	10	10	9
Percentage of Respondents Employed in Training Related Occupations	100%	100%	69%

Salary - Last Three Years

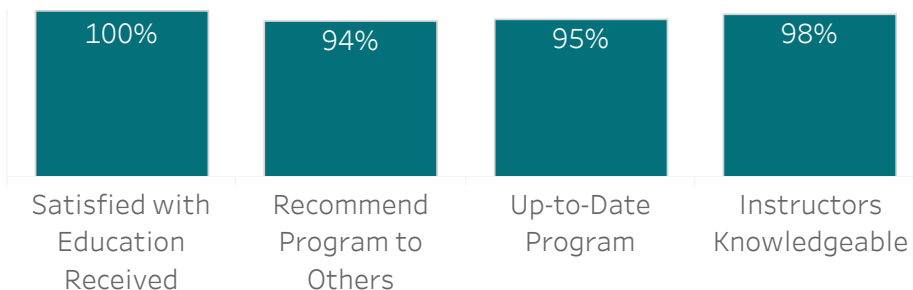




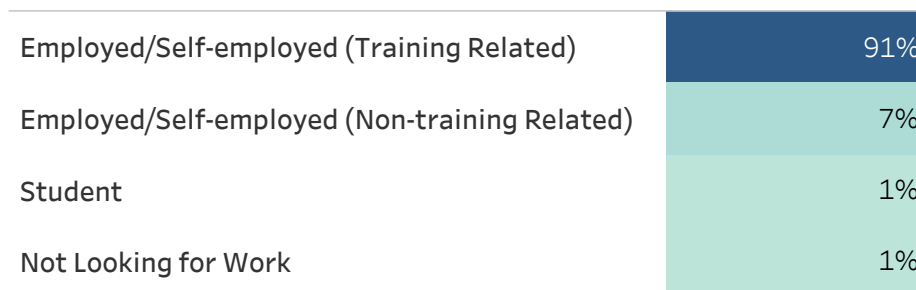
All Programs in Hospitality and Culinary Arts

Students taking programs in this division learn the skills and techniques needed in the Hospitality industry.

Satisfaction - 2019-20



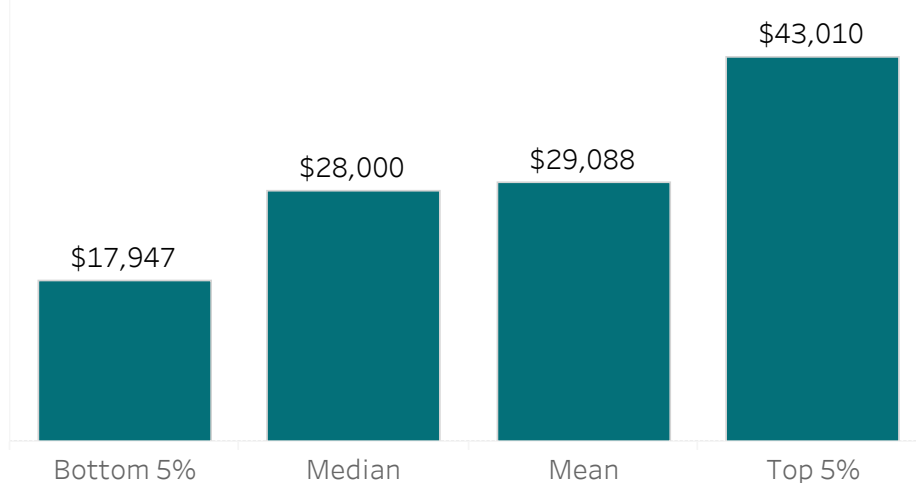
Graduate Activity - 2019-20



Three Year Comparison of Employed Respondents

	2017-18	2018-19	2019-20
Number of Graduates	111	155	139
Number of Respondents	59	68	86
Number of Employed Respondents	55	66	84
Percentage of Employed Respondents	93%	97%	98%
Number of Respondents Employed in Training Related Occupations	52	64	78
Percentage of Respondents Employed in Training Related Occupations	88%	94%	91%

Salary - Last Three Years

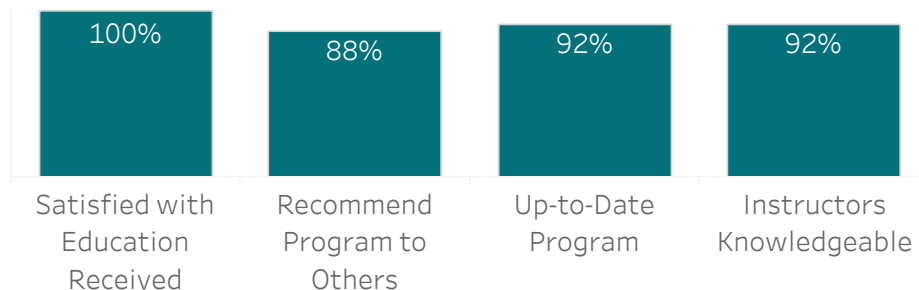


Culinary Arts

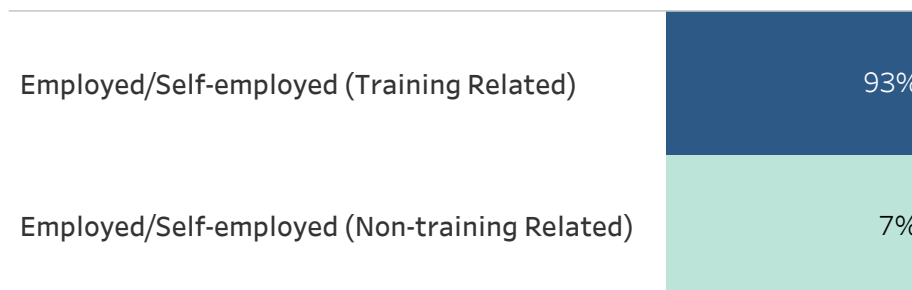
Diploma

The first year of the Culinary Arts diploma program is designed to prepare students to work in the culinary industry by providing courses aimed at developing fundamental skills and knowledge; including basic business skills. The second year of the program will build on students' culinary foundation through advanced and specialty theory and practice. Restaurants, cafeterias, hotels, hospitals and health care institutions, schools, food commissaries, clubs and resorts are all major employers.

Satisfaction - 2019-20



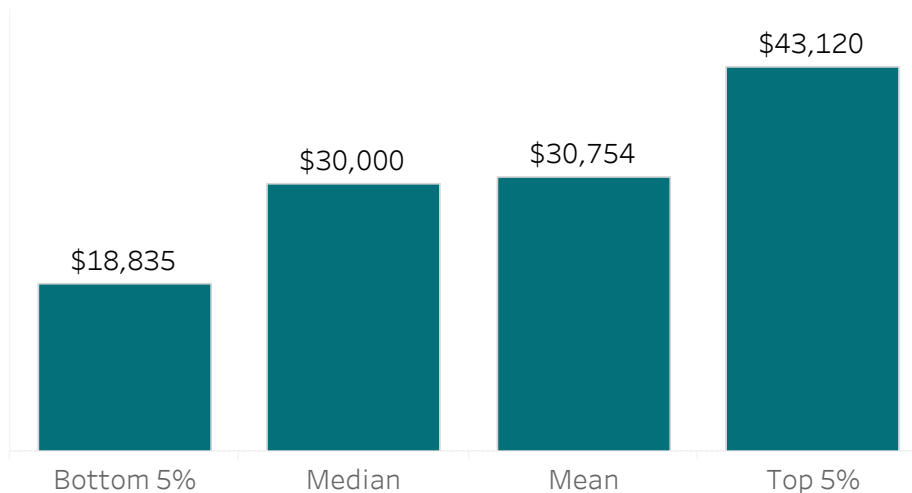
Graduate Activity - 2019-20



Three Year Comparison of Employed Respondents

	2017-18	2018-19	2019-20
Number of Graduates	31	33	38
Number of Respondents	20	18	28
Number of Employed Respondents	20	17	28
Percentage of Employed Respondents	100%	94%	100%
Number of Respondents Employed in Training Related Occupations	20	17	26
Percentage of Respondents Employed in Training Related Occupations	100%	94%	93%

Salary - Last Three Years



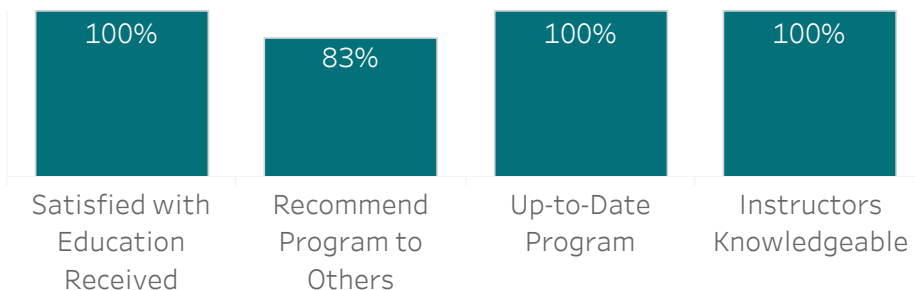


Culinary Arts - Certificate

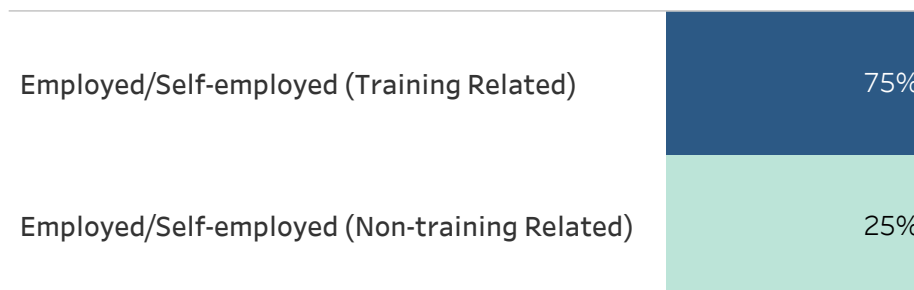
Certificate

Students who exit with a certificate after first year of this program are prepared to work in the culinary industry with the fundamental culinary skills and knowledge; including basic business skills. Students will also obtain certifications in Food Handler Level 1, Workplace Hazardous Materials Information System (WHMIS), First Aid, and Fire Safety.

Satisfaction - 2019-20



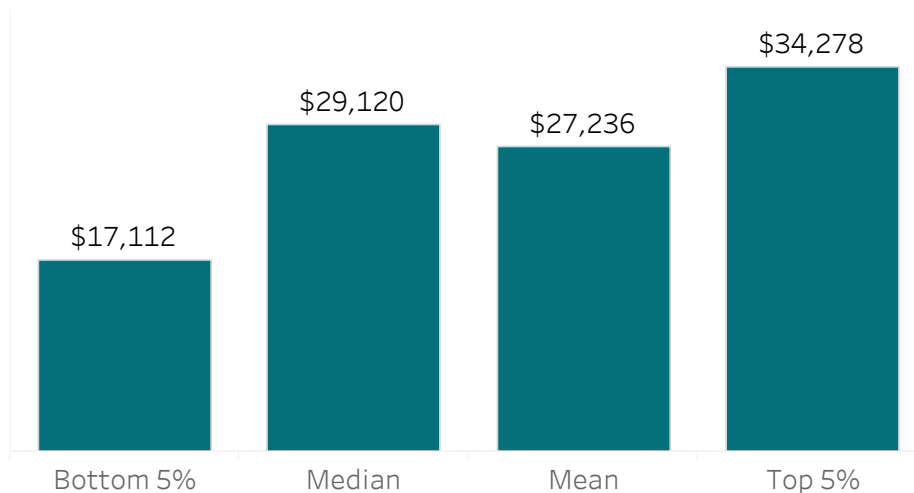
Graduate Activity - 2019-20



Three Year Comparison of Employed Respondents

	2017-18	2018-19	2019-20
Number of Graduates	9	17	15
Number of Respondents	3	5	8
Number of Employed Respondents	2	5	8
Percentage of Employed Respondents	67%	100%	100%
Number of Respondents Employed in Training Related Occupations	2	5	6
Percentage of Respondents Employed in Training Related Occupations	67%	100%	75%

Salary - Last Three Years

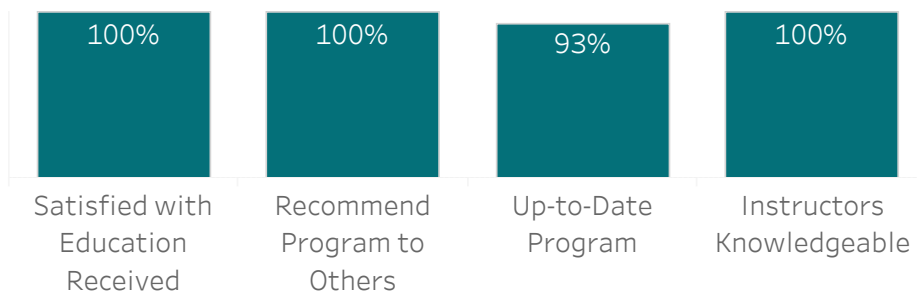




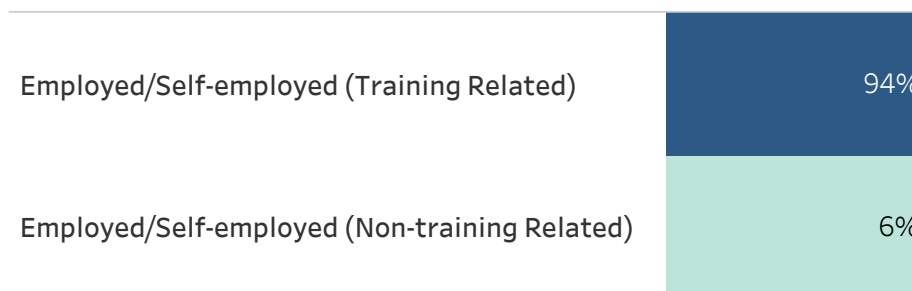
Culinary Skills International

The Culinary Skills International program is designed to prepare you to work in the culinary industry by providing courses aimed at developing fundamental skills and knowledge, including basic business skills. Courses will be presented through a combination of classroom based theory and lab-based practice. Students also obtain certifications in Food Handler Level 1, Workplace Hazardous Materials Information System (WHMIS), First Aid, and Fire Safety. The first two terms will consist of a combination of lab-based culinary skills development and theory classes. The third term will be spent working in a cooperative work placement in the culinary industry. Students are paid by the industry partners.

Satisfaction - 2019-20



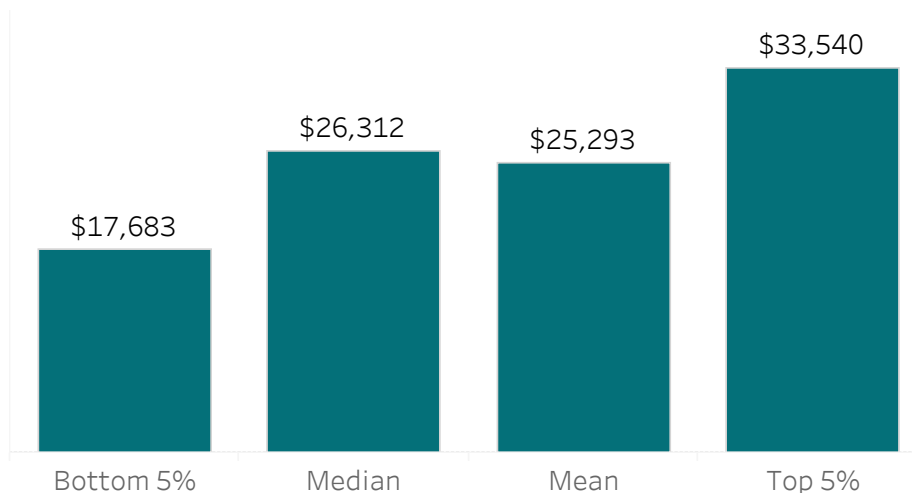
Graduate Activity - 2019-20



Three Year Comparison of Employed Respondents

	2018-19	2019-20
Number of Graduates	34	32
Number of Respondents	18	17
Number of Employed Respondents	18	17
Percentage of Employed Respondents	100%	100%
Number of Respondents Employed in Training Related Occupations	18	16
Percentage of Respondents Employed in Training Related Occupations	100%	94%

Salary - Last Three Years



Note: "Salary - Last Three Years" does not currently have 3 years of data available.

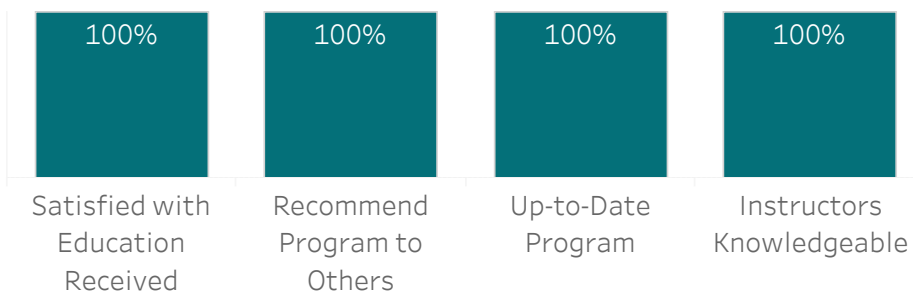


Hotel & Restaurant Management

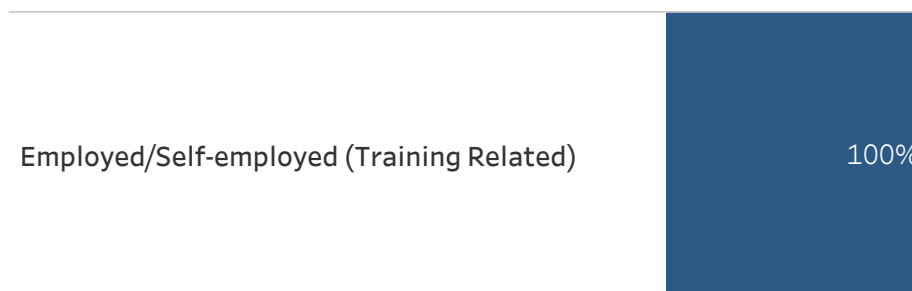
Diploma

This program focuses primarily on the food and beverage, and accommodation sectors with a supervisory or management perspective. It is designed to build core skills in year one and industry-specific management skills in year two. Hotel & Restaurant Management graduates have found employment in major hotels, restaurants, and resorts in positions such as General Manager, Sales & Marketing Manager, Front Office Operations Manager, Front Desk Manager/Supervisor, Food and Beverage Manager, Banquet Manager/Captain, or Executive Housekeeper.

Satisfaction - 2019-20



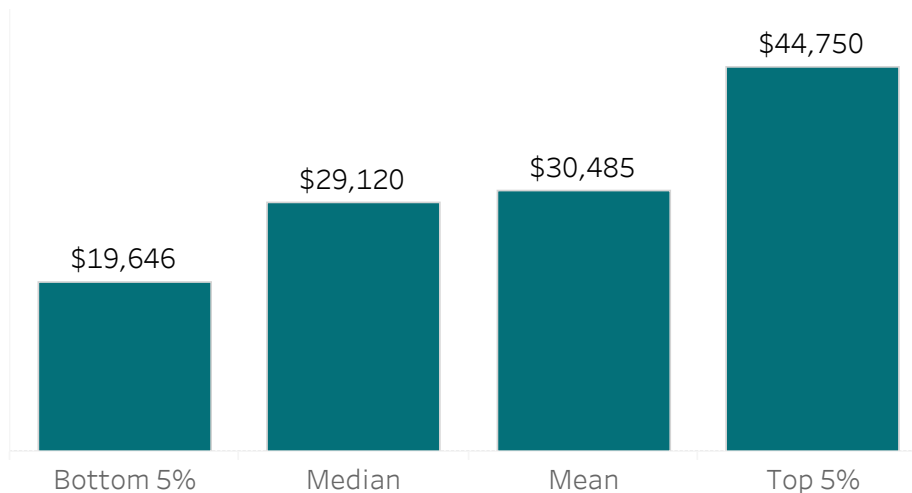
Graduate Activity - 2019-20



Three Year Comparison of Employed Respondents

	2017-18	2018-19	2019-20
Number of Graduates	21	12	16
Number of Respondents	12	3	8
Number of Employed Respondents	10	2	8
Percentage of Employed Respondents	83%	67%	100%
Number of Respondents Employed in Training Related Occupations	9	2	8
Percentage of Respondents Employed in Training Related Occupations	75%	67%	100%

Salary - Last Three Years



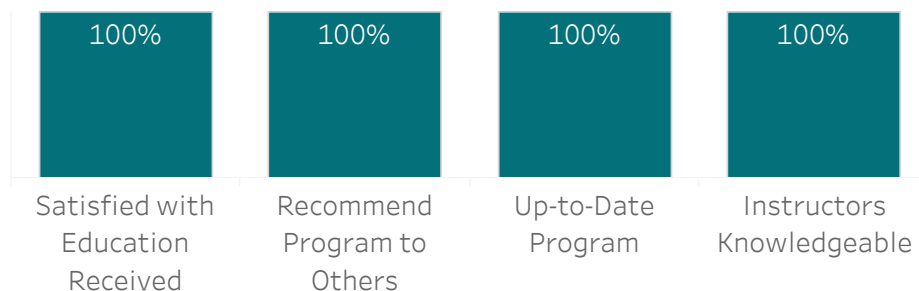


Professional Baking and Patisserie

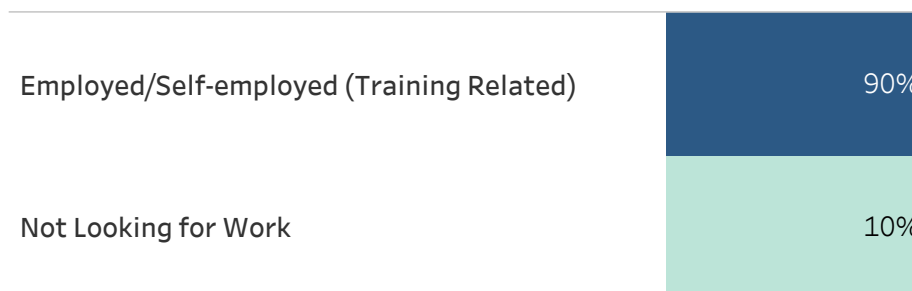
Certificate

The Professional Baking and Pastry Certificate program will prepare students with the practical skills needed to enter into baking and pastry positions in a wide variety of establishments. Through hands-on lessons, students will prepare yeast goods, sourdough breads, quick breads, Viennoiserie, pies, pastries, cookies, cakes, plated desserts and chocolates.

Satisfaction - 2019-20



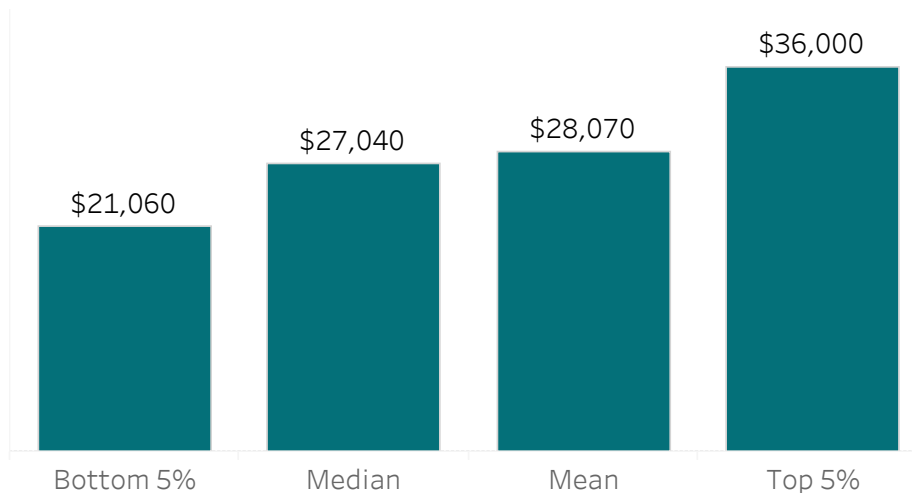
Graduate Activity - 2019-20



Three Year Comparison of Employed Respondents

	2017-18	2018-19	2019-20
Number of Graduates	20	18	19
Number of Respondents	8	10	10
Number of Employed Respondents	8	10	9
Percentage of Employed Respondents	100%	100%	90%
Number of Respondents Employed in Training Related Occupations	8	10	9
Percentage of Respondents Employed in Training Related Occupations	100%	100%	90%

Salary - Last Three Years



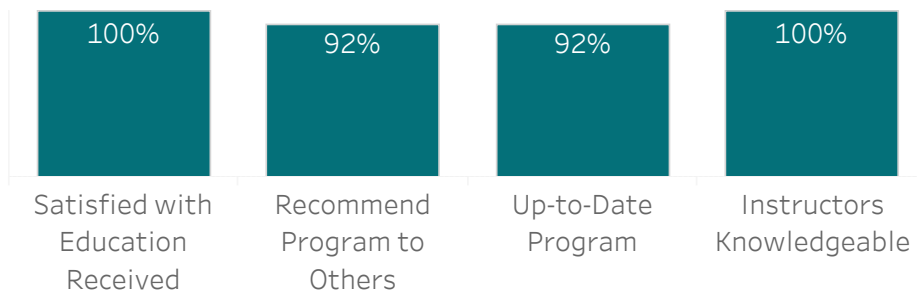


Tourism Management

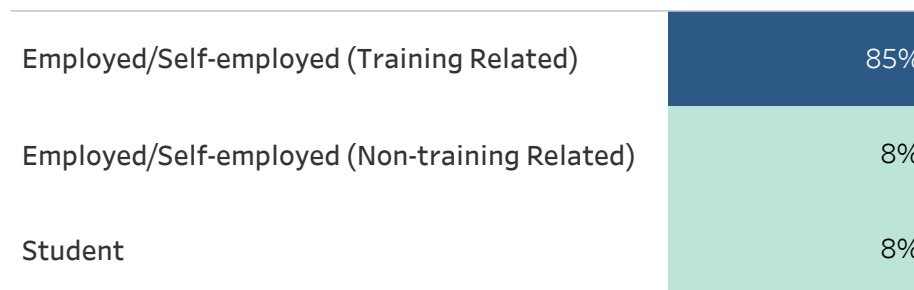
Diploma

After successfully completing the first year of Hospitality and Tourism Management, you may select the Tourism Management major as a second-year option to complete a diploma. The tourism Management major focuses on developing skills to work in a variety of business models including attractions, events, and tourism services.

Satisfaction - 2019-20



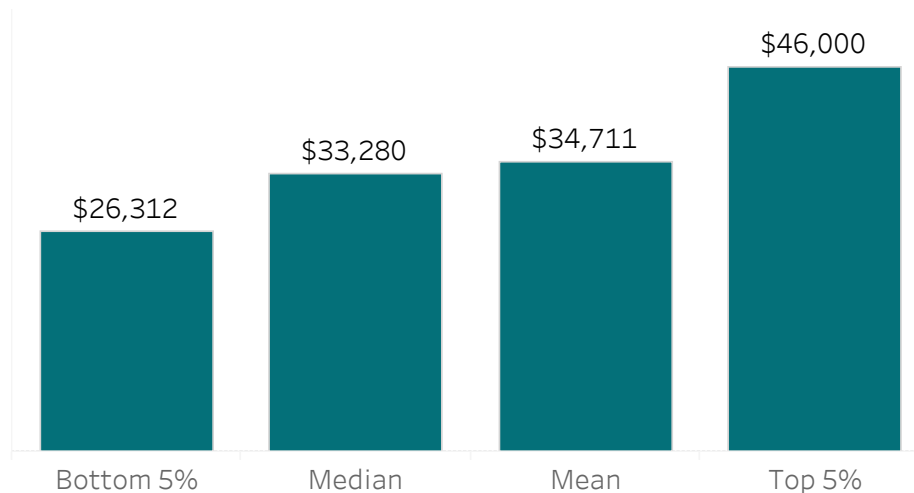
Graduate Activity - 2019-20



Three Year Comparison of Employed Respondents

	2018-19	2019-20
Number of Graduates	13	15
Number of Respondents	6	13
Number of Employed Respondents	6	12
Percentage of Employed Respondents	100%	92%
Number of Respondents Employed in Training Related Occupations	4	11
Percentage of Respondents Employed in Training Related Occupations	67%	85%

Salary - Last Three Years



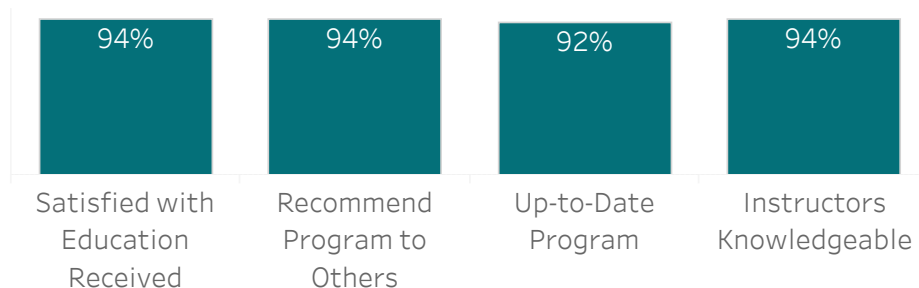
Note: "Salary - Last Three Years" does not currently have 3 years of data available.



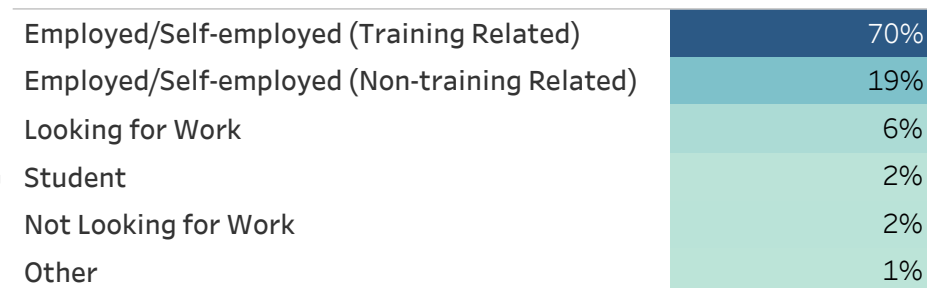
All Programs in Continuing Education

The School of Continuing Education delivers programs in Applied Arts & Communication; Business & Management; Community Services; Education & Foundation Studies; Health Sciences; Information Technology; and Trades, Transportation, Industrial & Environment. The primary goal of Continuing Education is to provide quality, career-related education and training in a variety of delivery options for job entry, job enhancement or career change.

Satisfaction - 2019-20



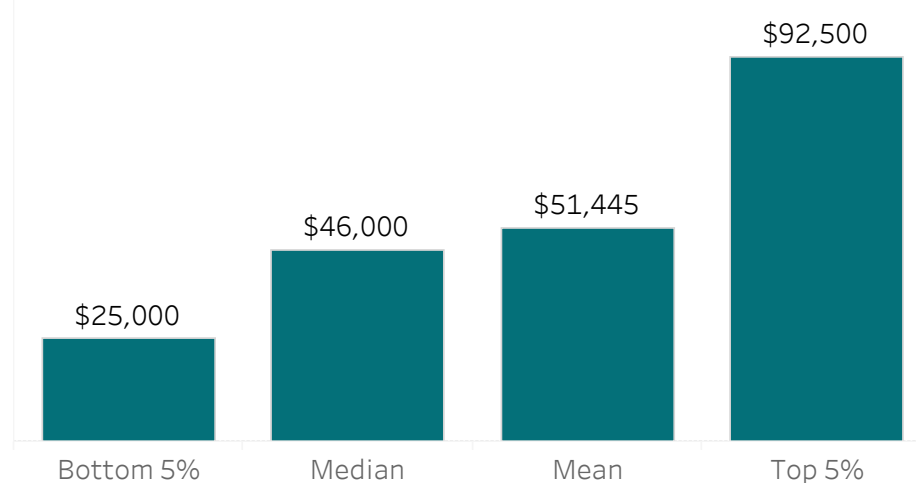
Graduate Activity - 2019-20



Three Year Comparison of Employed Respondents

	2017-18	2018-19	2019-20
Number of Graduates	752	785	608
Number of Respondents	467	495	370
Number of Employed Respondents	410	449	332
Percentage of Employed Respondents	88%	91%	90%
Number of Respondents Employed in Training Related Occupations	340	348	260
Percentage of Respondents Employed in Training Related Occupations	73%	70%	70%

Salary - Last Three Years

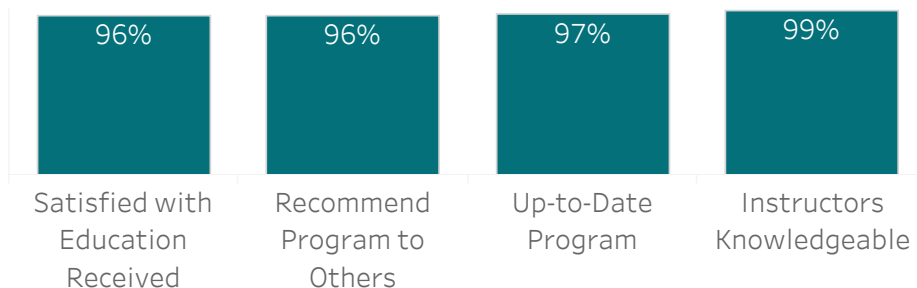




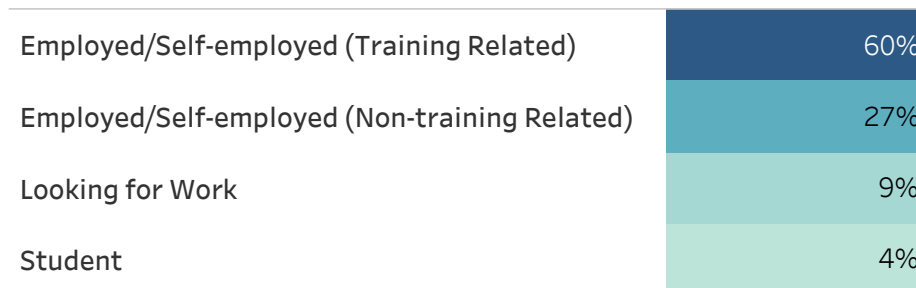
All Programs in Applied Arts & Communications (CE)

The Continuing Education (CE) Applied Arts & Communications division includes programs for people interested in communications or the arts that apply to design.

Satisfaction - 2019-20



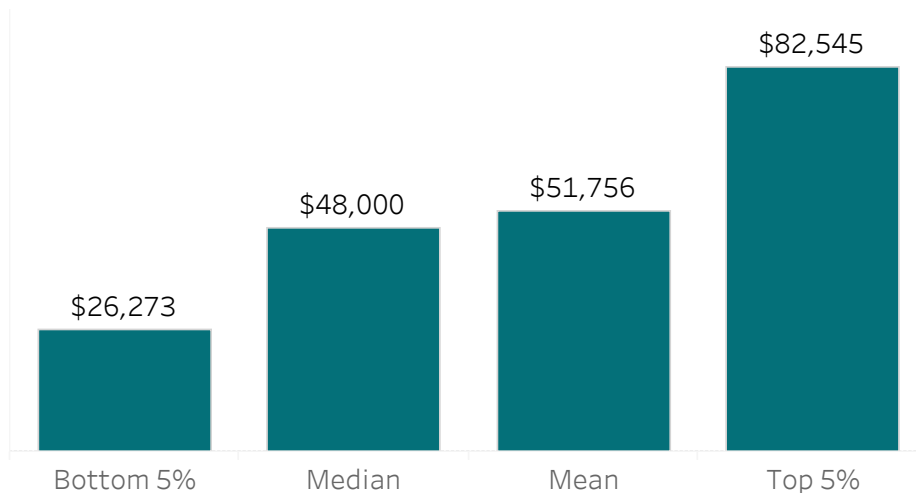
Graduate Activity - 2019-20



Three Year Comparison of Employed Respondents

	2017-18	2018-19	2019-20
Number of Graduates	164	139	120
Number of Respondents	107	92	78
Number of Employed Respondents	88	78	68
Percentage of Employed Respondents	82%	85%	87%
Number of Respondents Employed in Training Related Occupations	73	49	47
Percentage of Respondents Employed in Training Related Occupations	68%	53%	60%

Salary - Last Three Years



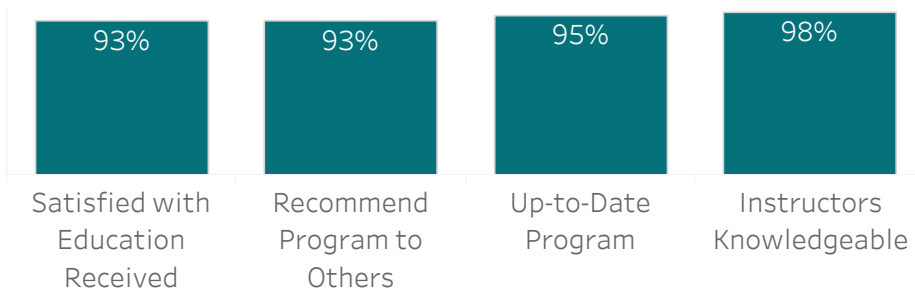


Human Resource Management

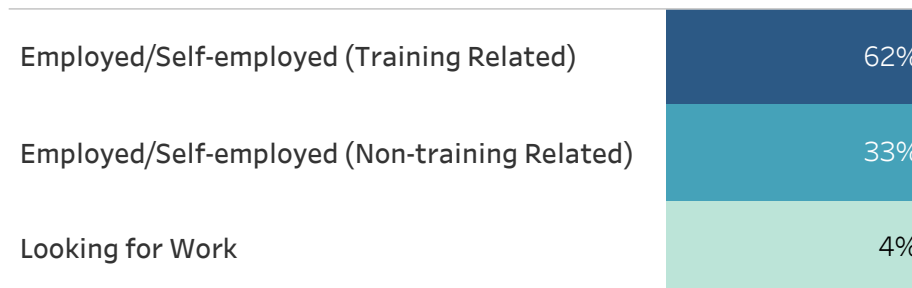
Certificate

Students of this part-time program can prepare for a career in the fast-growing and key business field of human resource management (HRM). This program is accredited by the provincial certifying body, the Chartered Professionals in Human Resources Manitoba (CPHR Manitoba). Graduates of RRC Polytech's HR management Certificate program now have five years from graduation to apply to waive writing the National Knowledge Exam(NKE).

Satisfaction - 2019-20



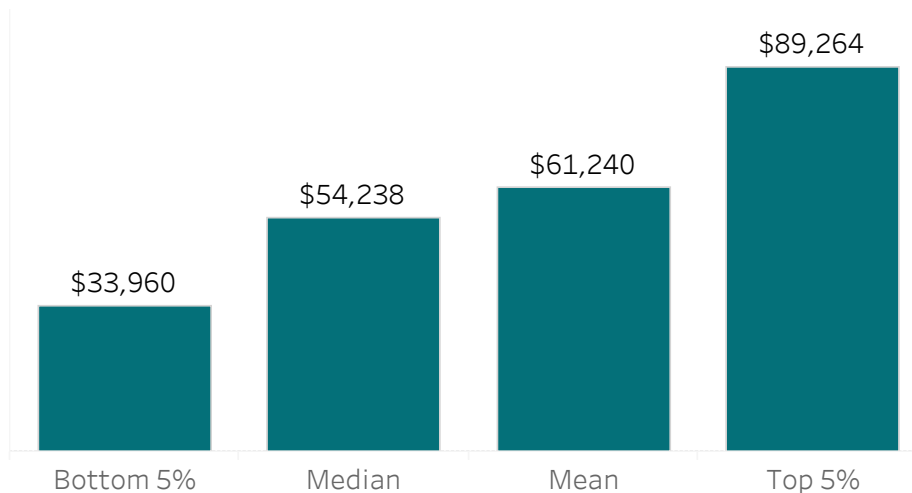
Graduate Activity - 2019-20



Three Year Comparison of Employed Respondents

	2017-18	2018-19	2019-20
Number of Graduates	80	81	71
Number of Respondents	55	60	45
Number of Employed Respondents	47	50	43
Percentage of Employed Respondents	85%	83%	96%
Number of Respondents Employed in Training Related Occupations	35	32	28
Percentage of Respondents Employed in Training Related Occupations	64%	53%	62%

Salary - Last Three Years



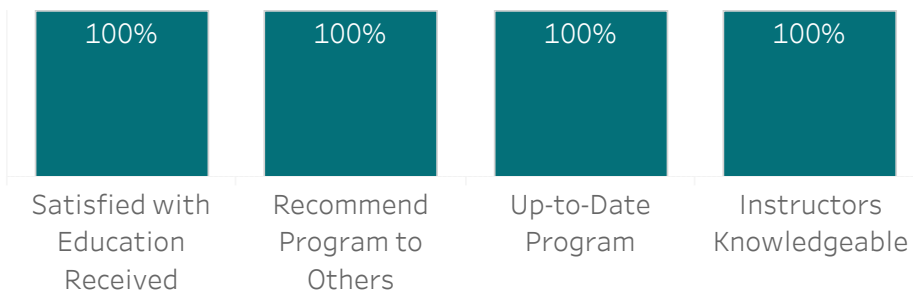


Legal Assistant

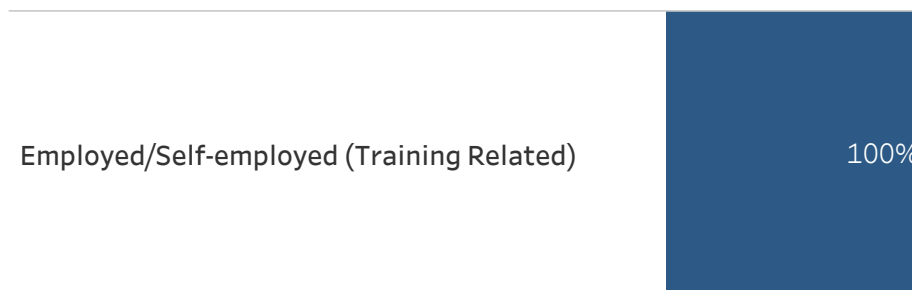
Certificate

This program prepares students to succeed in a supporting role as part of a law firm or legal department. Students learn to prepare legal documentation for real estate, civil litigation, wills and estates, domestic and family law, business, and appeals.

Satisfaction - 2019-20



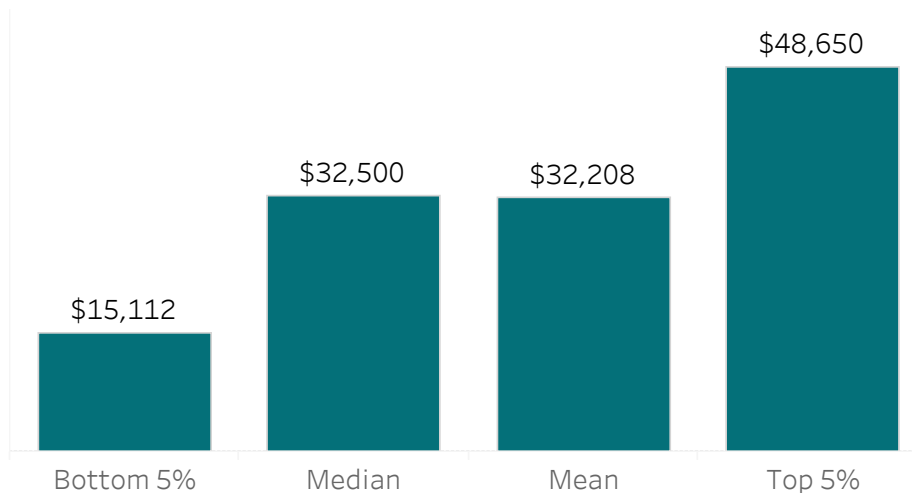
Graduate Activity - 2019-20



Three Year Comparison of Employed Respondents

	2017-18	2018-19	2019-20
Number of Graduates	22	23	16
Number of Respondents	14	13	8
Number of Employed Respondents	14	12	8
Percentage of Employed Respondents	100%	92%	100%
Number of Respondents Employed in Training Related Occupations	14	8	8
Percentage of Respondents Employed in Training Related Occupations	100%	62%	100%

Salary - Last Three Years



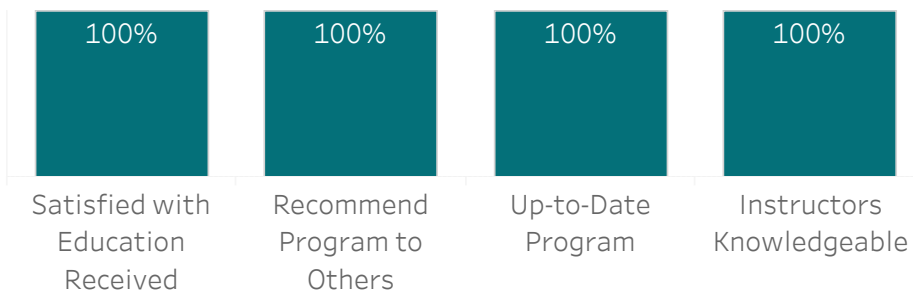


Residential Decorating

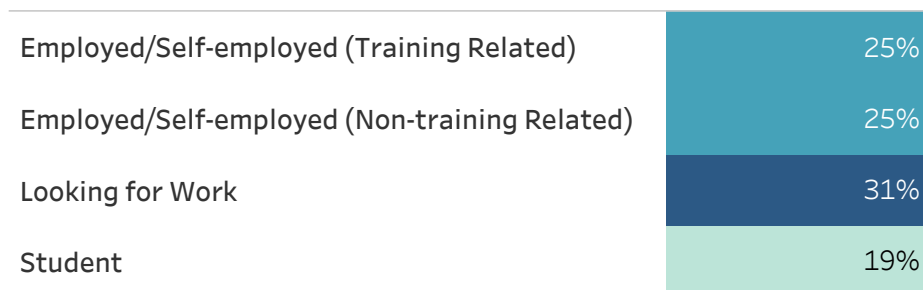
Certificate

This full-time program provides the skills to successfully manage decorating projects to improve home spaces. Students learn to apply design principles to enhance the function and quality of both interior and exterior living environments. Graduates find work as entry-level sales consultants in home improvement retail stores or as decorating consultants with retailers and distributors of decorating products.

Satisfaction - 2019-20



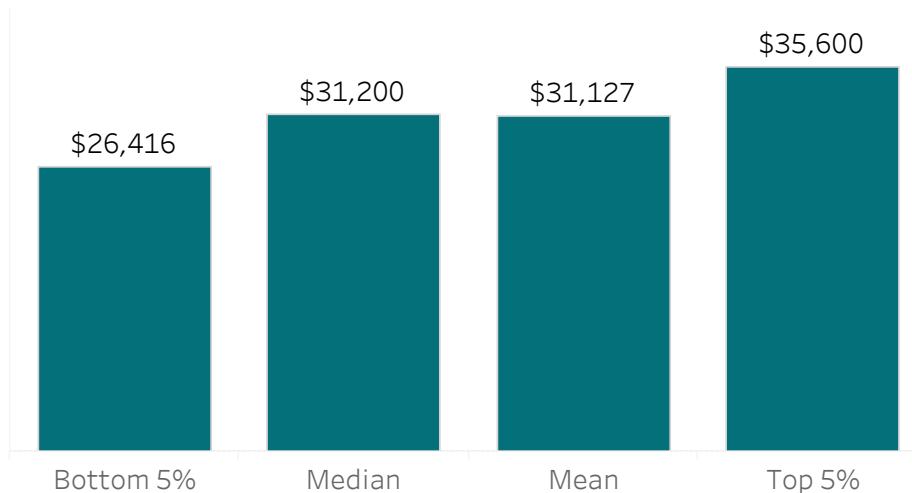
Graduate Activity - 2019-20



Three Year Comparison of Employed Respondents

	2017-18	2018-19	2019-20
Number of Graduates	24	25	21
Number of Respondents	13	12	16
Number of Employed Respondents	10	11	8
Percentage of Employed Respondents	77%	92%	50%
Number of Respondents Employed in Training Related Occupations	8	6	4
Percentage of Respondents Employed in Training Related Occupations	62%	50%	25%

Salary - Last Three Years

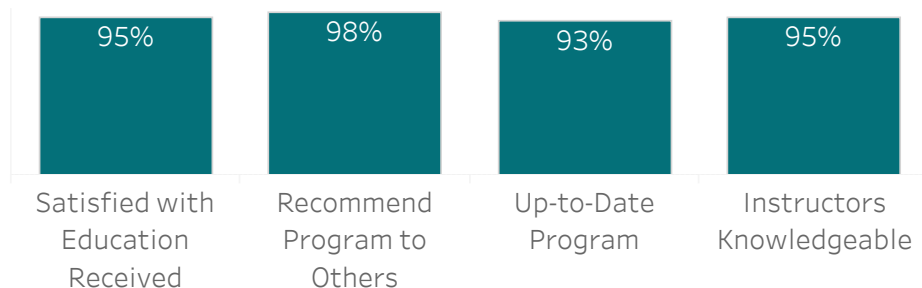




All Programs in Business & Management (CE)

Students taking programs in this Continuing Education division gain skills needed to work in the business sector.

Satisfaction - 2019-20



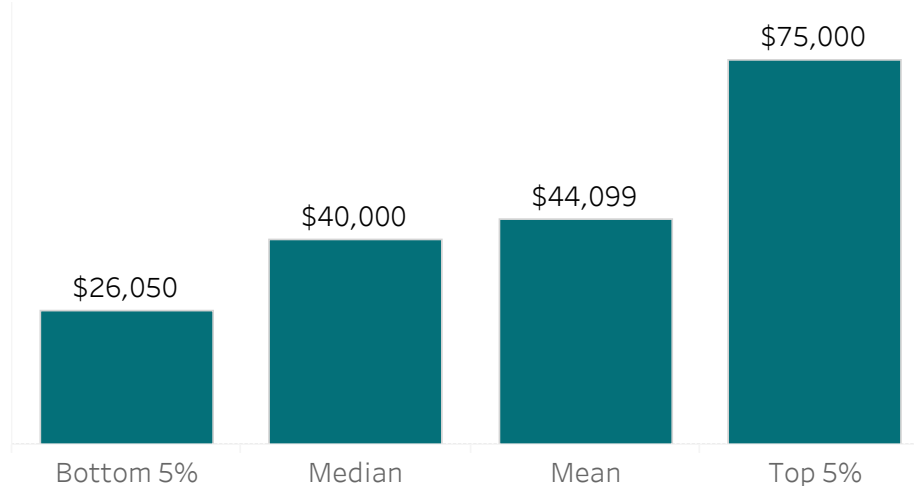
Three Year Comparison of Employed Respondents

	2017-18	2018-19	2019-20
Number of Graduates	115	127	97
Number of Respondents	67	85	62
Number of Employed Respondents	62	79	56
Percentage of Employed Respondents	93%	93%	90%
Number of Respondents Employed in Training Related Occupations	50	69	46
Percentage of Respondents Employed in Training Related Occupations	75%	81%	74%

Graduate Activity - 2019-20

Employed/Self-employed (Training Related)	74%
Employed/Self-employed (Non-training Related)	16%
Looking for Work	6%
Student	2%
Not Looking for Work	2%

Salary - Last Three Years



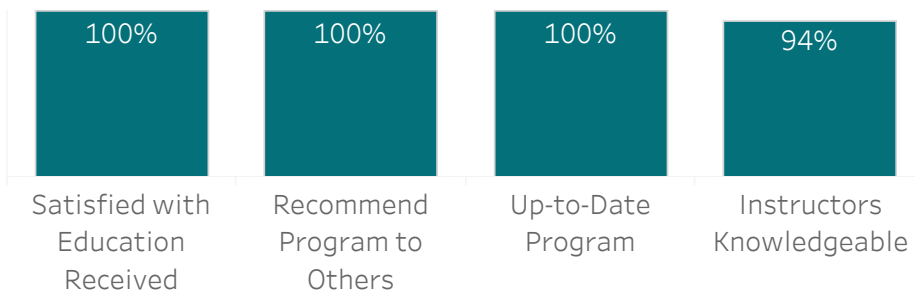


Accounting

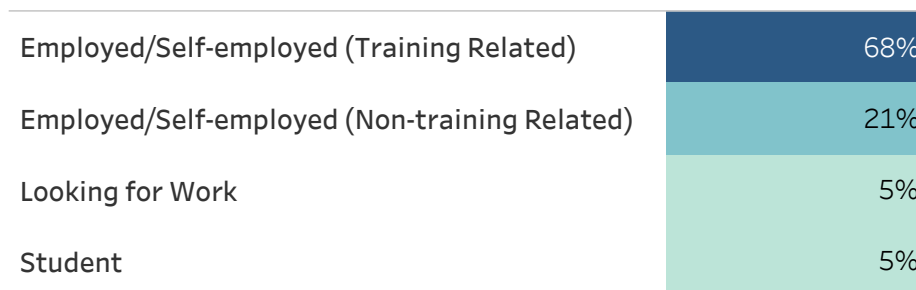
Certificate

This program prepares students for a wide range of careers in the world of accounting and/or enhances their opportunities for advancement. Graduates are eligible for employment in areas and roles including accounts payable, accounts receivable, financial assistant and office administrators.

Satisfaction - 2019-20



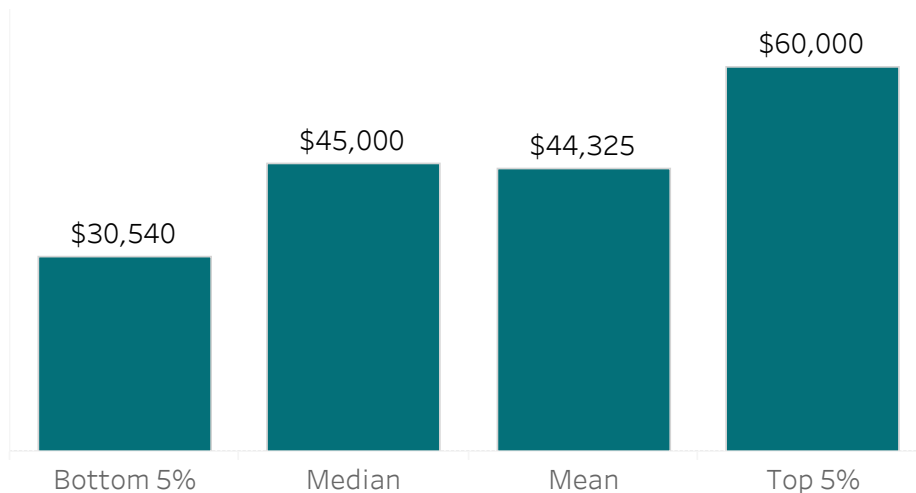
Graduate Activity - 2019-20



Three Year Comparison of Employed Respondents

	2017-18	2018-19	2019-20
Number of Graduates	35	29	29
Number of Respondents	21	19	19
Number of Employed Respondents	19	17	17
Percentage of Employed Respondents	90%	89%	89%
Number of Respondents Employed in Training Related Occupations	16	12	13
Percentage of Respondents Employed in Training Related Occupations	76%	63%	68%

Salary - Last Three Years



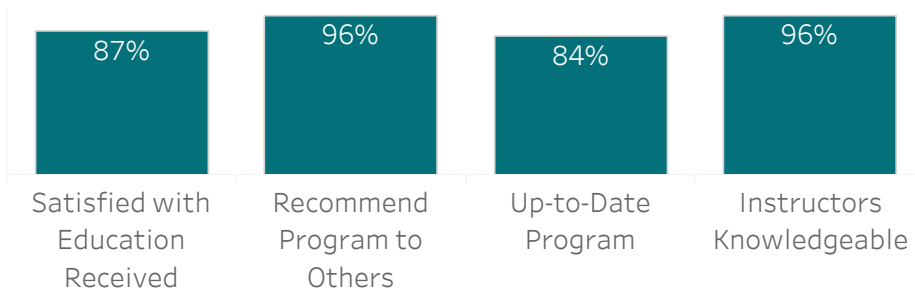


Administrative Assistant

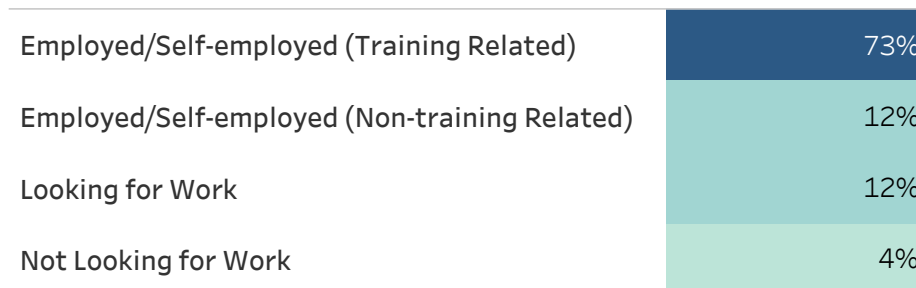
Certificate

This program focuses on the administrative and technical skills needed to meet the demands of the current and emerging office environment. The program provides both the theory and practice needed to succeed in an entry-level administrative position.

Satisfaction - 2019-20



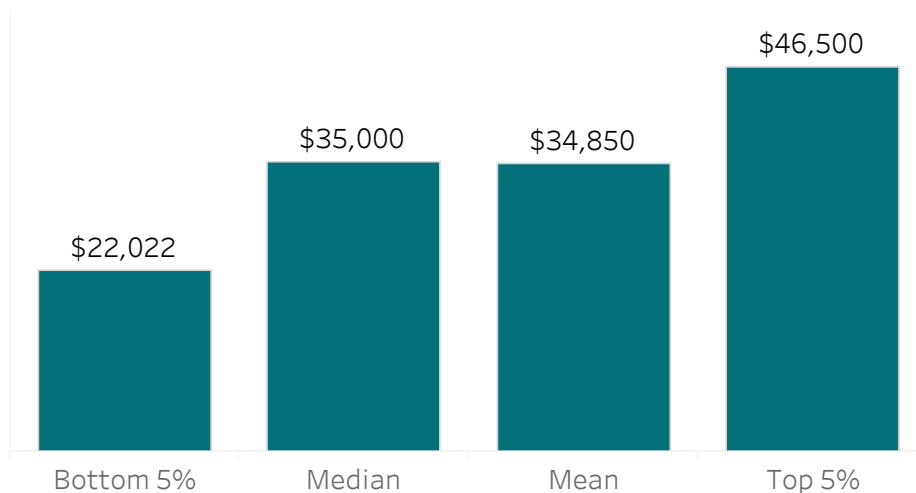
Graduate Activity - 2019-20



Three Year Comparison of Employed Respondents

	2017-18	2018-19	2019-20
Number of Graduates	43	54	33
Number of Respondents	27	31	26
Number of Employed Respondents	25	30	22
Percentage of Employed Respondents	93%	97%	85%
Number of Respondents Employed in Training Related Occupations	21	26	19
Percentage of Respondents Employed in Training Related Occupations	78%	84%	73%

Salary - Last Three Years



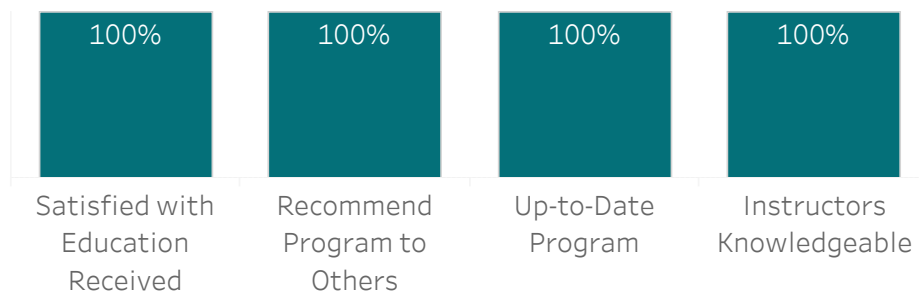


Business and Administrative Studies

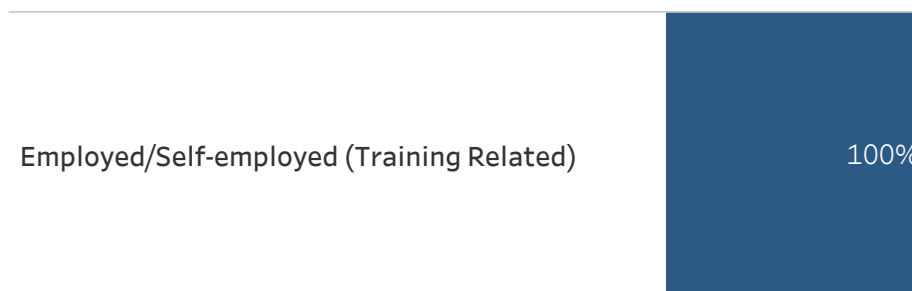
Certificate

Students develop a broad understanding of management and administrative functions in business, industry and not-for-profit organizations. This program prepares students for a variety of careers in business and management and expands their knowledge base and develops fundamental skills needed for supervising, communicating and managing.

Satisfaction - 2019-20



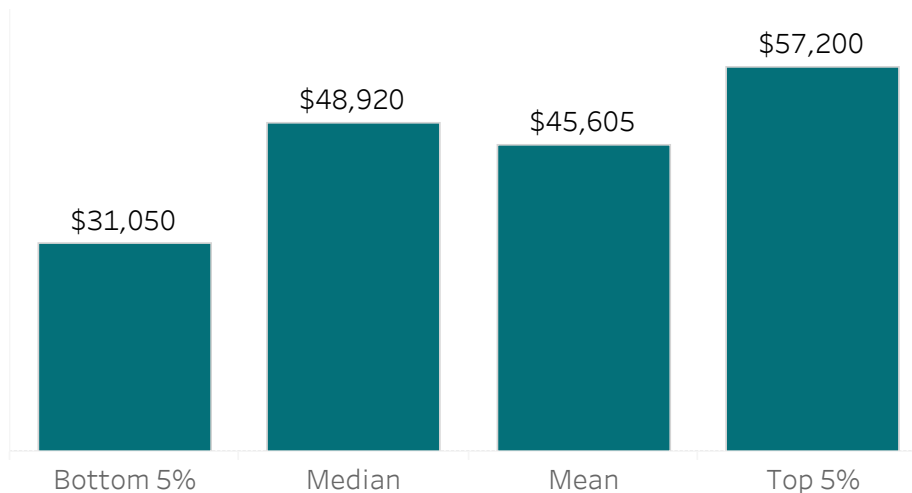
Graduate Activity - 2019-20



Three Year Comparison of Employed Respondents

	2017-18	2018-19	2019-20
Number of Graduates	4	4	6
Number of Respondents	2	2	5
Number of Employed Respondents	2	2	5
Percentage of Employed Respondents	100%	100%	100%
Number of Respondents Employed in Training Related Occupations	2	2	5
Percentage of Respondents Employed in Training Related Occupations	100%	100%	100%

Salary - Last Three Years



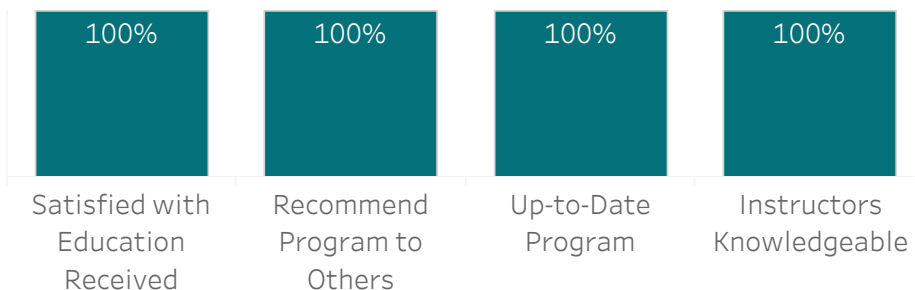


Management Development

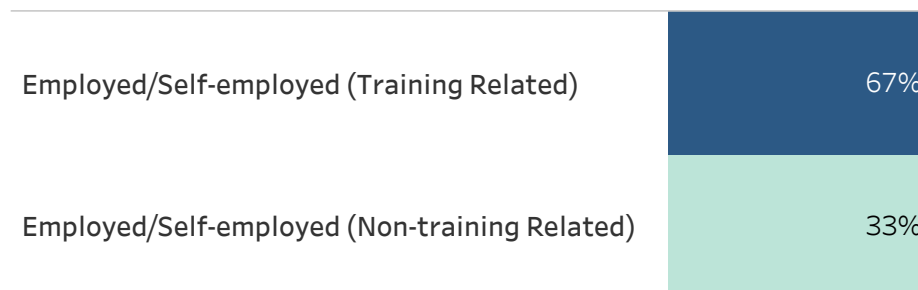
Certificate

This program covers a wide range of management related disciplines including communications, leadership, organizational behaviour and ethics. Graduates will have the training to be employed in management positions. Opportunities also exist in fields such as human resources, product management, and in the public and private sectors.

Satisfaction - 2019-20



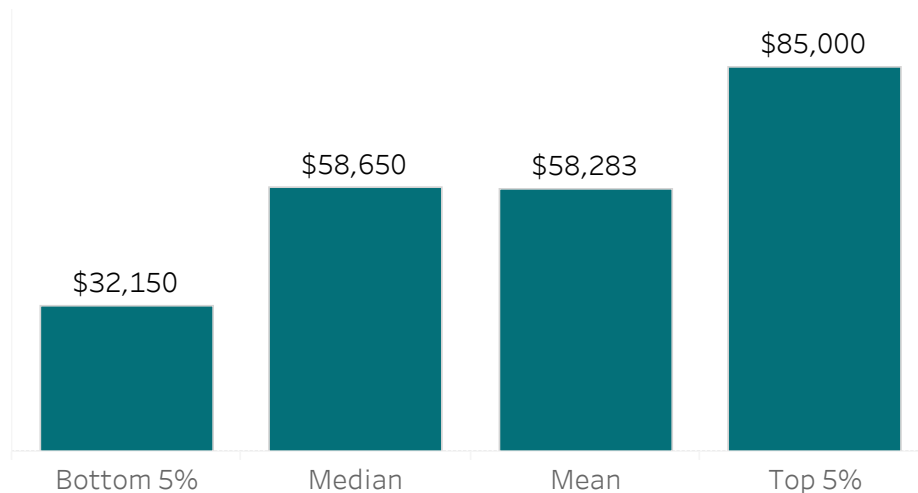
Graduate Activity - 2019-20



Three Year Comparison of Employed Respondents

	2017-18	2018-19	2019-20
Number of Graduates	28	21	22
Number of Respondents	14	16	9
Number of Employed Respondents	14	15	9
Percentage of Employed Respondents	100%	94%	100%
Number of Respondents Employed in Training Related Occupations	9	14	6
Percentage of Respondents Employed in Training Related Occupations	64%	88%	67%

Salary - Last Three Years

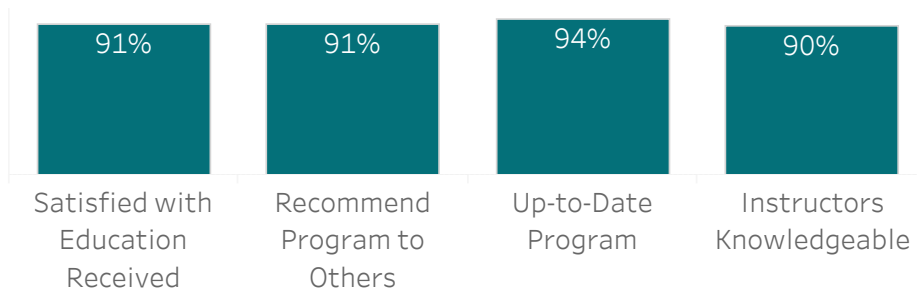




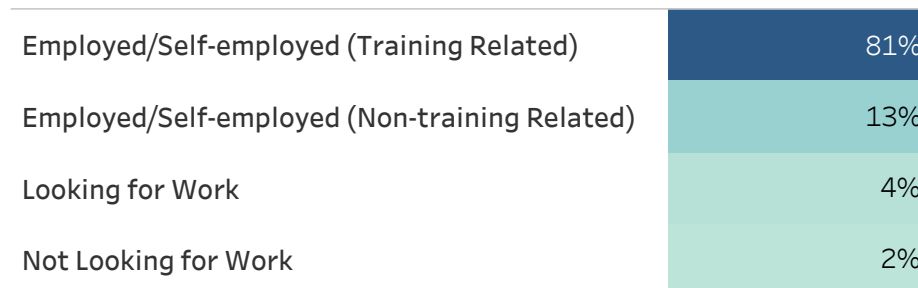
All Programs in Community Services (CE)

This Continuing Education division includes programs in the Community Services field.

Satisfaction - 2019-20



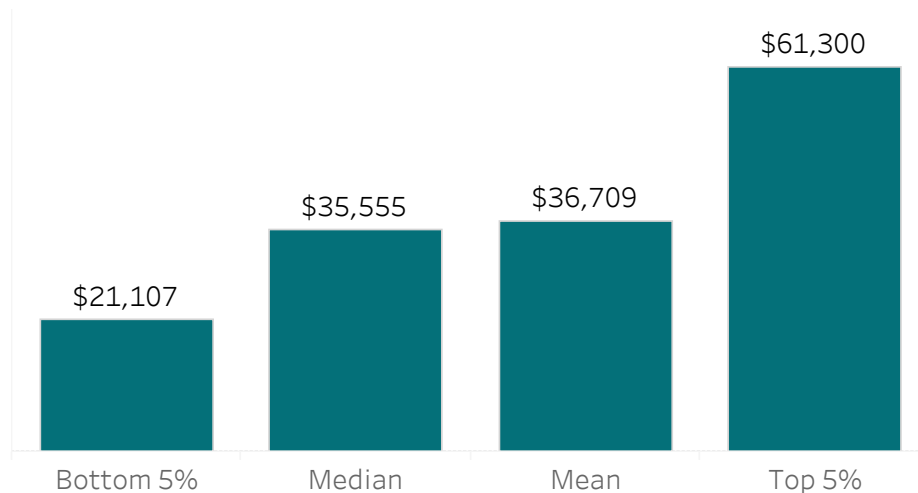
Graduate Activity - 2019-20



Three Year Comparison of Employed Respondents

	2017-18	2018-19	2019-20
Number of Graduates	58	72	82
Number of Respondents	43	37	53
Number of Employed Respondents	37	34	50
Percentage of Employed Respondents	86%	92%	94%
Number of Respondents Employed in Training Related Occupations	30	26	43
Percentage of Respondents Employed in Training Related Occupations	70%	70%	81%

Salary - Last Three Years



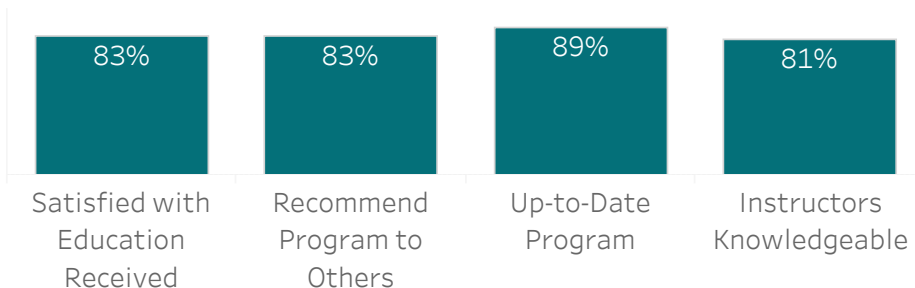


International Business - CE

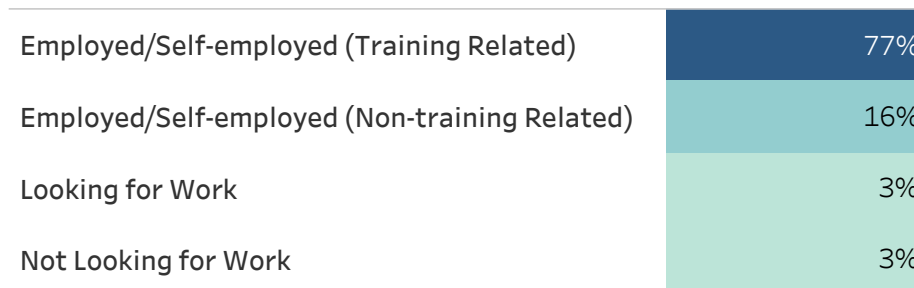
Post-Graduate Diploma

The International Business program prepares students to meet the challenges of adapting to the global marketplace. The need for well-trained and well-qualified business specialists in international business is expanding. Graduates can find a wide range of differing business, industry and organization career opportunities.

Satisfaction - 2019-20



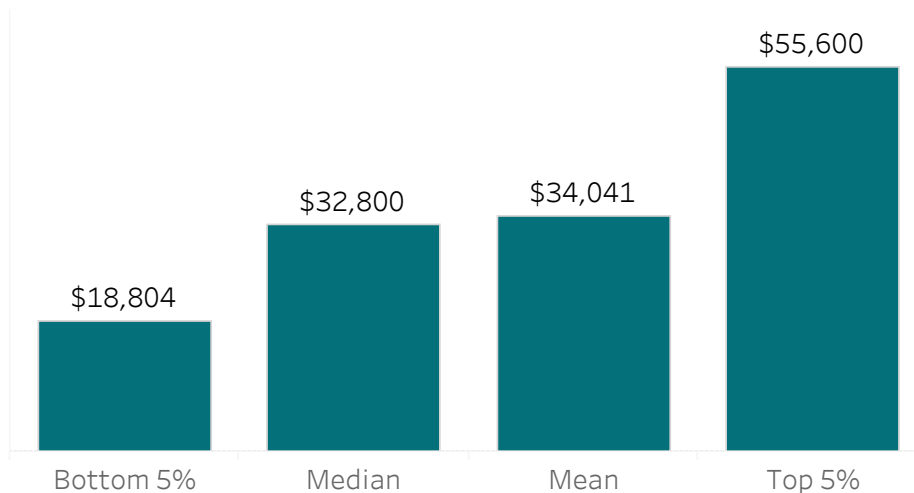
Graduate Activity - 2019-20



Three Year Comparison of Employed Respondents

	2018-19	2019-20
Number of Graduates	28	50
Number of Respondents	10	31
Number of Employed Respondents	9	29
Percentage of Employed Respondents	90%	94%
Number of Respondents Employed in Training Related Occupations	5	24
Percentage of Respondents Employed in Training Related Occupations	50%	77%

Salary - Last Three Years



Note: "Salary - Last Three Years" does not currently have 3 years of data available.

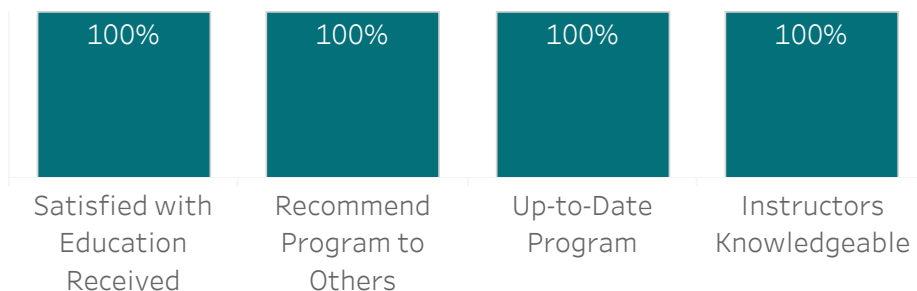


Justice and Public Safety

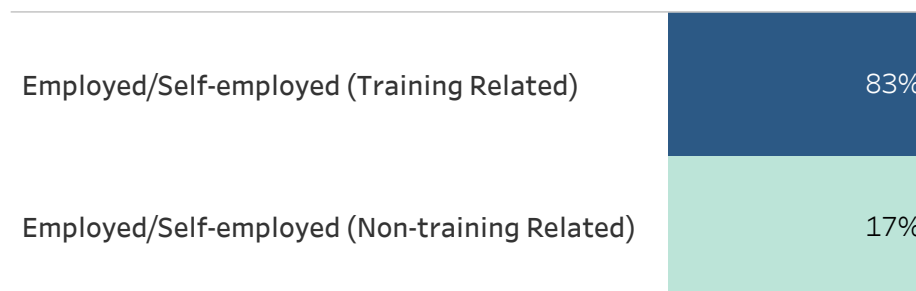
Certificate

This program provides students with the knowledge base required for a successful career in the criminal justice system. The program explores a wide range of issues including Aboriginal cultures, treatment and intervention strategies, plus policing in the 21st century.

Satisfaction - 2019-20



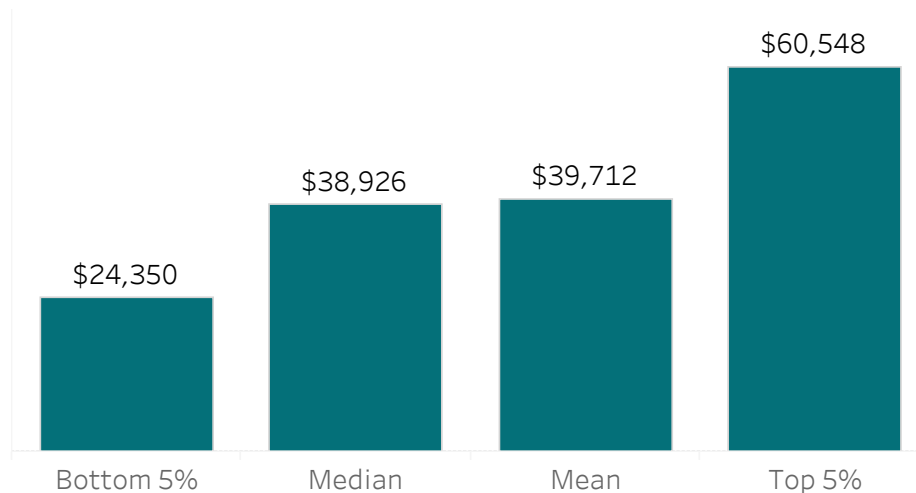
Graduate Activity - 2019-20



Three Year Comparison of Employed Respondents

	2017-18	2018-19	2019-20
Number of Graduates	8	12	11
Number of Respondents	7	10	6
Number of Employed Respondents	5	9	6
Percentage of Employed Respondents	71%	90%	100%
Number of Respondents Employed in Training Related Occupations	3	5	5
Percentage of Respondents Employed in Training Related Occupations	43%	50%	83%

Salary - Last Three Years

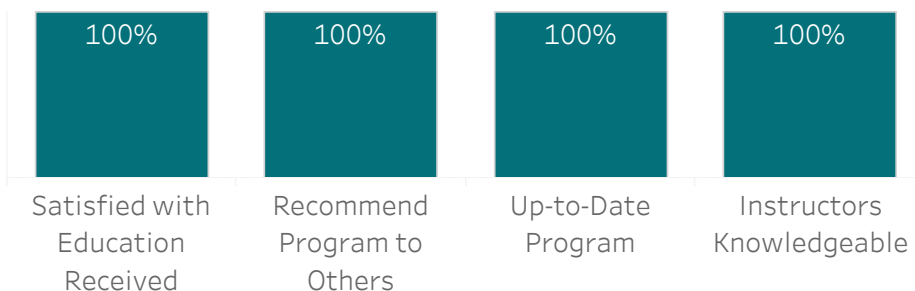


Therapeutic Recreation Facilitator for Older Adults

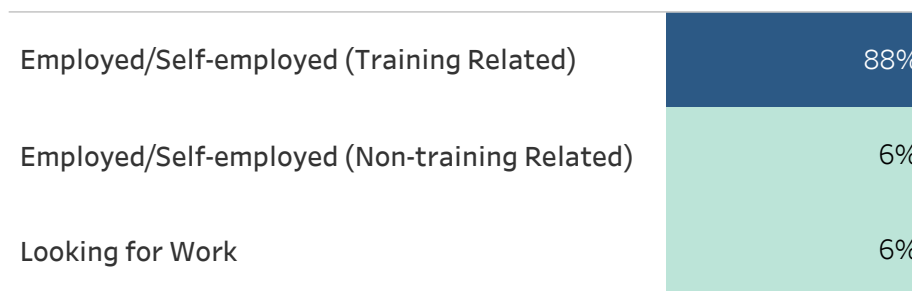
Certificate

This program provides the knowledge and skills needed to work in therapeutic and leisure recreational programming and services for older adults. Students learn to plan, promote, deliver and evaluate effective programs for clientele in various settings, including: personal care homes, extended hospital care, adult day centres, assisted living and other community based programs.

Satisfaction - 2019-20



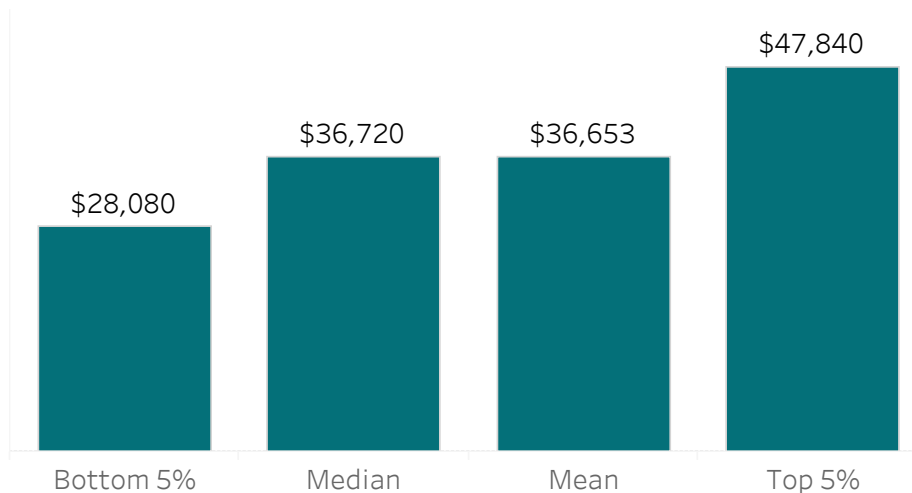
Graduate Activity - 2019-20



Three Year Comparison of Employed Respondents

	2017-18	2018-19	2019-20
Number of Graduates	21	20	21
Number of Respondents	15	11	16
Number of Employed Respondents	14	10	15
Percentage of Employed Respondents	93%	91%	94%
Number of Respondents Employed in Training Related Occupations	13	10	14
Percentage of Respondents Employed in Training Related Occupations	87%	91%	88%

Salary - Last Three Years

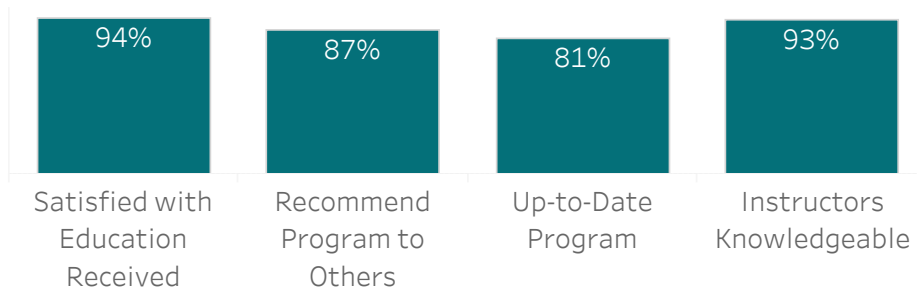




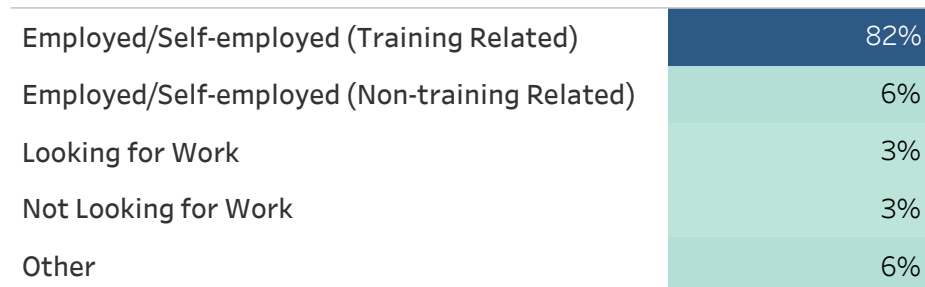
All Programs in Education, Foundation Studies (CE)

Students taking programs in this division learn the skills and techniques needed in education and library-related employment.

Satisfaction - 2019-20



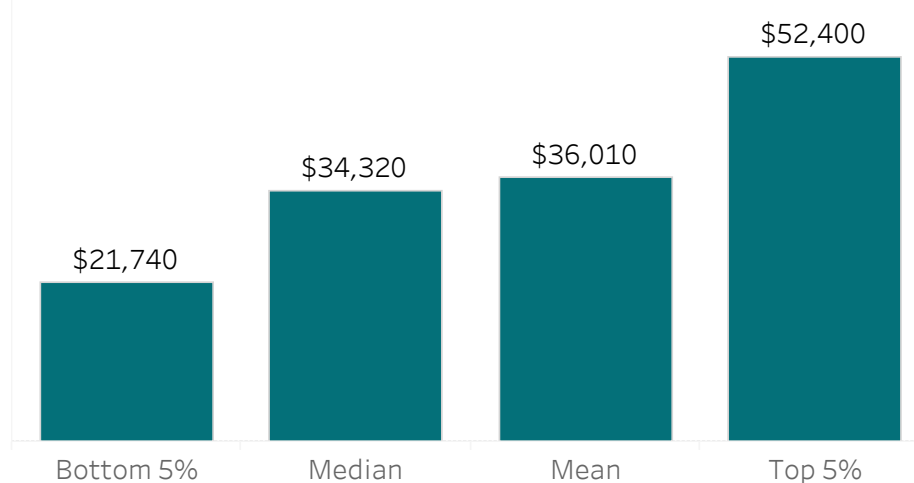
Graduate Activity - 2019-20



Three Year Comparison of Employed Respondents

	2017-18	2018-19	2019-20
Number of Graduates	97	92	49
Number of Respondents	55	56	33
Number of Employed Respondents	52	50	29
Percentage of Employed Respondents	95%	89%	88%
Number of Respondents Employed in Training Related Occupations	49	50	27
Percentage of Respondents Employed in Training Related Occupations	89%	89%	82%

Salary - Last Three Years



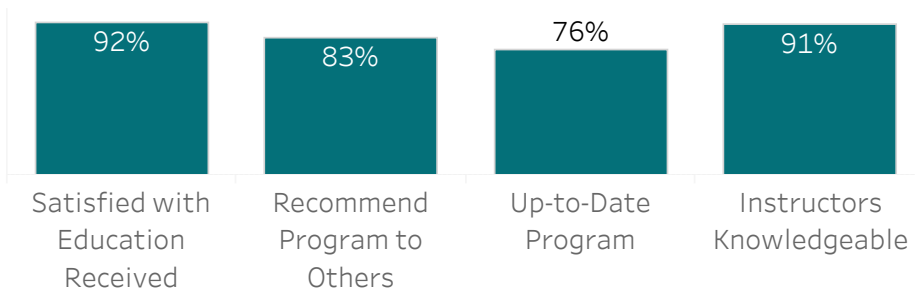


Educational Assistant

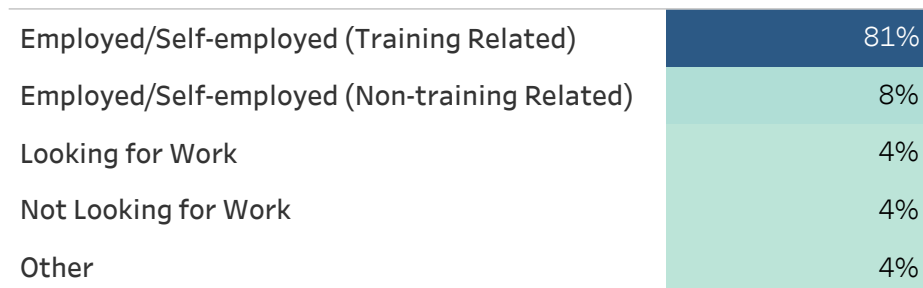
Certificate

This program provides the knowledge and skills needed for a career working with students in an educational setting to support the work of the teachers and clinicians. Students study and explore the developmental needs of children, as well as the instructional strategies to meet those needs.

Satisfaction - 2019-20



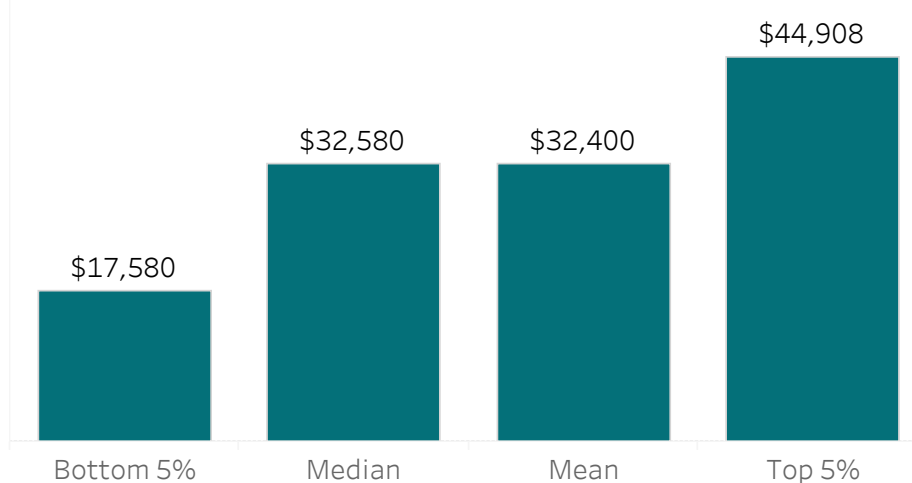
Graduate Activity - 2019-20



Three Year Comparison of Employed Respondents

	2017-18	2018-19	2019-20
Number of Graduates	86	78	40
Number of Respondents	46	45	26
Number of Employed Respondents	43	39	23
Percentage of Employed Respondents	93%	87%	88%
Number of Respondents Employed in Training Related Occupations	42	39	21
Percentage of Respondents Employed in Training Related Occupations	91%	87%	81%

Salary - Last Three Years

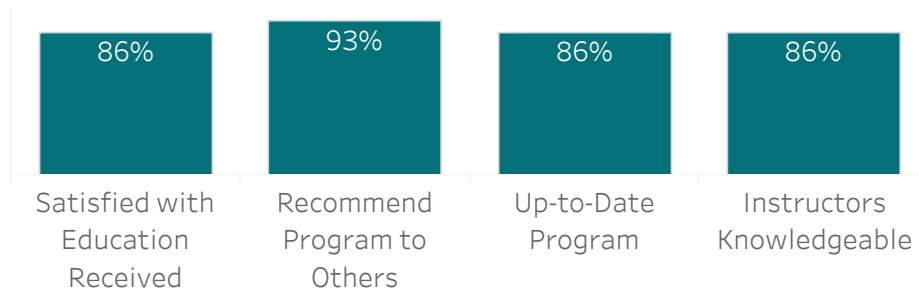




All Programs in Health Sciences (CE)

Programs in the Continuing Education (CE) Health Sciences division provide training for a variety of health related fields.

Satisfaction - 2019-20



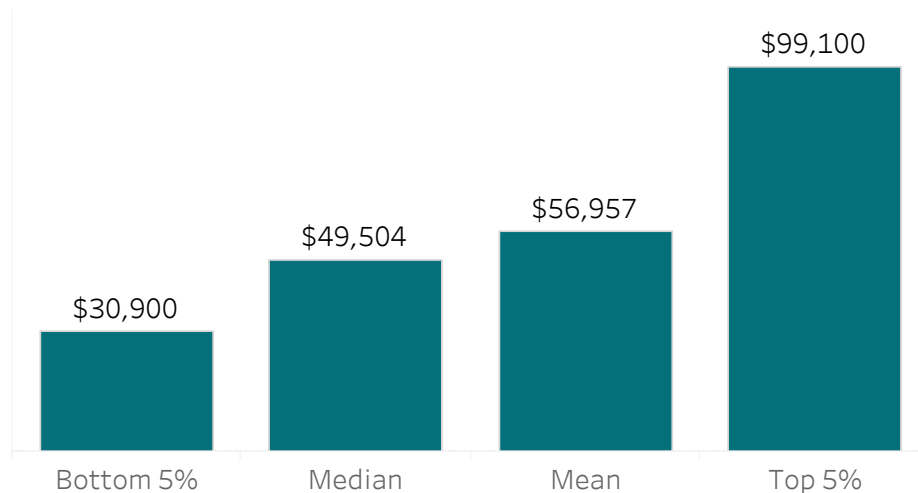
Three Year Comparison of Employed Respondents

	2017-18	2018-19	2019-20
Number of Graduates	110	121	33
Number of Respondents	70	84	16
Number of Employed Respondents	60	76	14
Percentage of Employed Respondents	86%	90%	88%
Number of Respondents Employed in Training Related Occupations	52	67	11
Percentage of Respondents Employed in Training Related Occupations	74%	80%	69%

Graduate Activity - 2019-20

Employed/Self-employed (Training Related)	69%
Employed/Self-employed (Non-training Related)	19%
Not Looking for Work	6%
Other	6%

Salary - Last Three Years



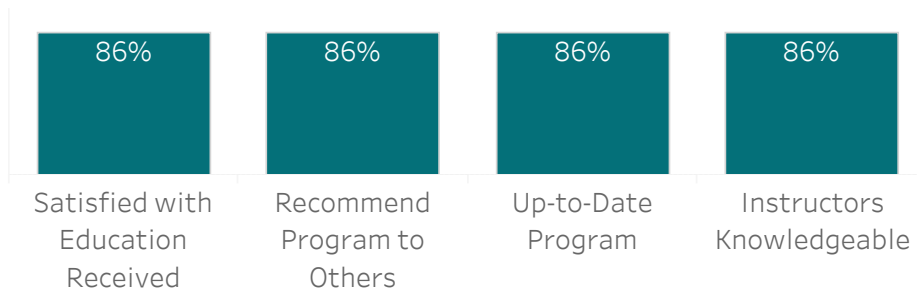


Health Unit Clerk

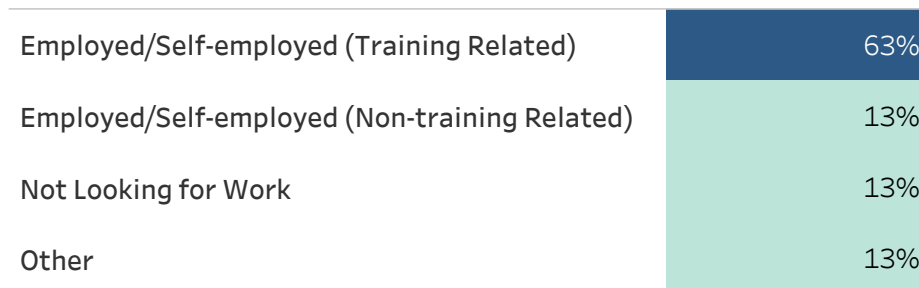
Certificate

This program provides the knowledge and skills required to function as part of a health care team. Students learn the roles and responsibilities of a Health Unit Clerk (HUC), including: Maintaining patient and unit records, Processing physician orders, Processing diagnostic and laboratory orders, and Managing unit supplies.

Satisfaction - 2019-20



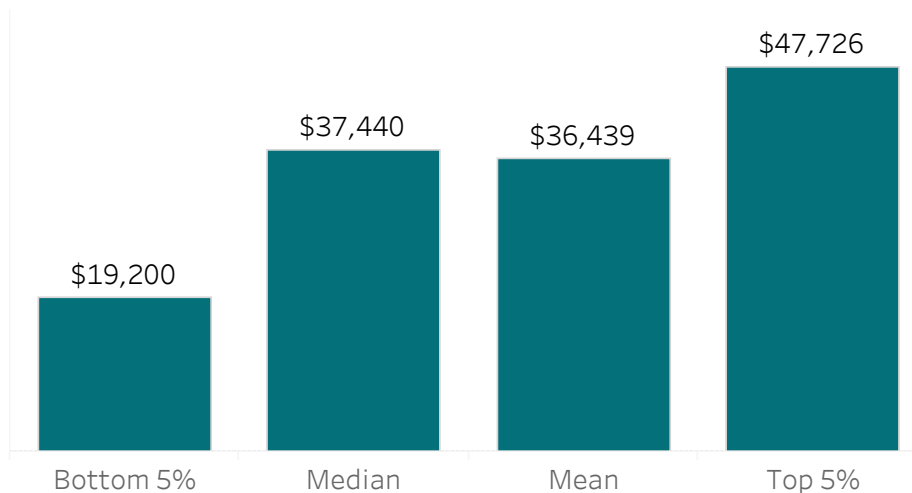
Graduate Activity - 2019-20



Three Year Comparison of Employed Respondents

	2017-18	2018-19	2019-20
Number of Graduates	38	36	22
Number of Respondents	24	25	8
Number of Employed Respondents	20	21	6
Percentage of Employed Respondents	83%	84%	75%
Number of Respondents Employed in Training Related Occupations	18	17	5
Percentage of Respondents Employed in Training Related Occupations	75%	68%	63%

Salary - Last Three Years

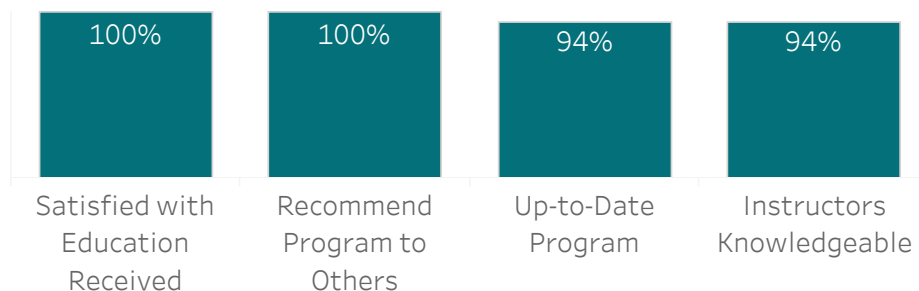




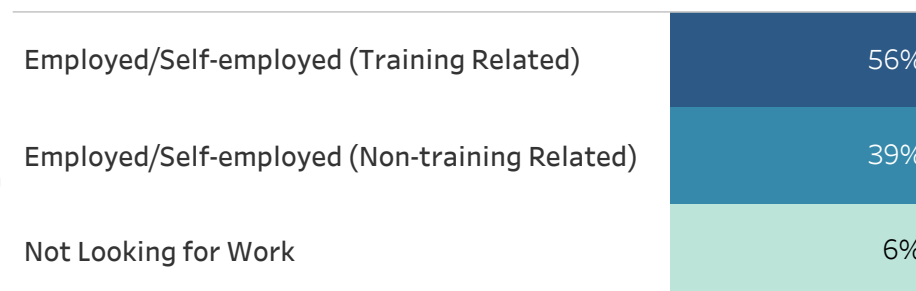
All Programs in Industry and Transportation (CE)

This Continuing Education division includes programs that prepare students for work in the trades sector.

Satisfaction - 2019-20



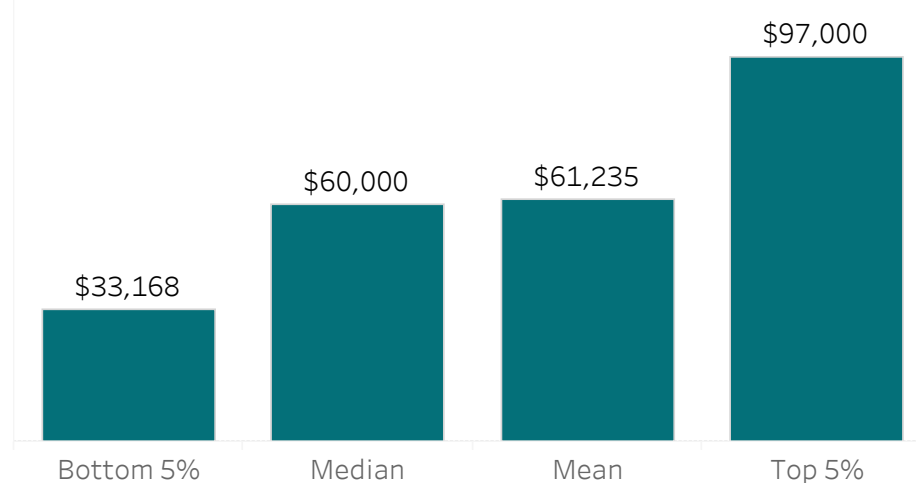
Graduate Activity - 2019-20



Three Year Comparison of Employed Respondents

	2017-18	2018-19	2019-20
Number of Graduates	60	59	36
Number of Respondents	35	36	18
Number of Employed Respondents	32	36	17
Percentage of Employed Respondents	91%	100%	94%
Number of Respondents Employed in Training Related Occupations	26	28	10
Percentage of Respondents Employed in Training Related Occupations	74%	78%	56%

Salary - Last Three Years



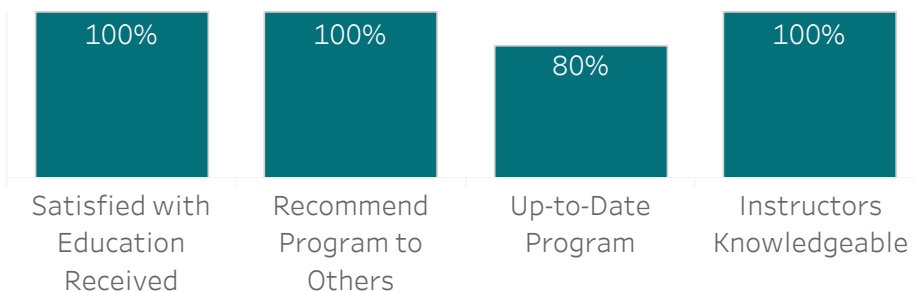
RRC POLYTECH

Railway Conductor

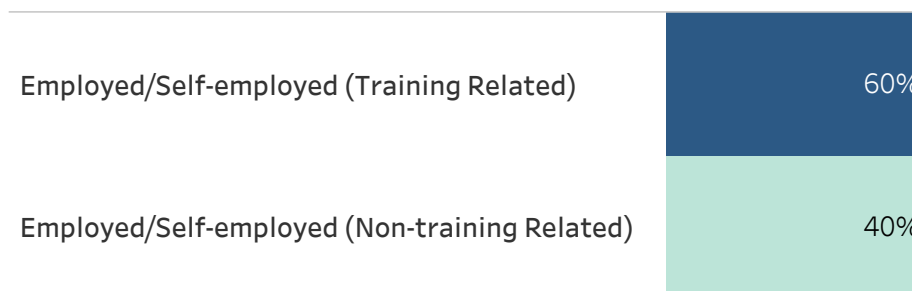
Certificate

This program provides the knowledge and skills needed to work in the railway industry as a member of a train crew, in either road or yard service. It has been designed and developed in cooperation with the railway industry under the guidance of representatives from railway companies in Canada. Note: This program is not taking applications at this time.

Satisfaction - 2019-20



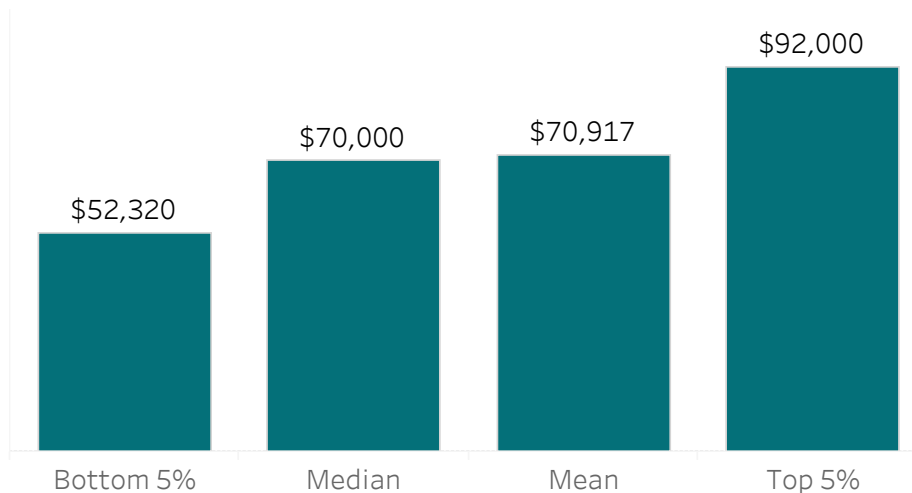
Graduate Activity - 2019-20



Three Year Comparison of Employed Respondents

	2017-18	2019-20
Number of Graduates	19	16
Number of Respondents	7	5
Number of Employed Respondents	6	5
Percentage of Employed Respondents	86%	100%
Number of Respondents Employed in Training Related Occupations	6	3
Percentage of Respondents Employed in Training Related Occupations	86%	60%

Salary - Last Three Years



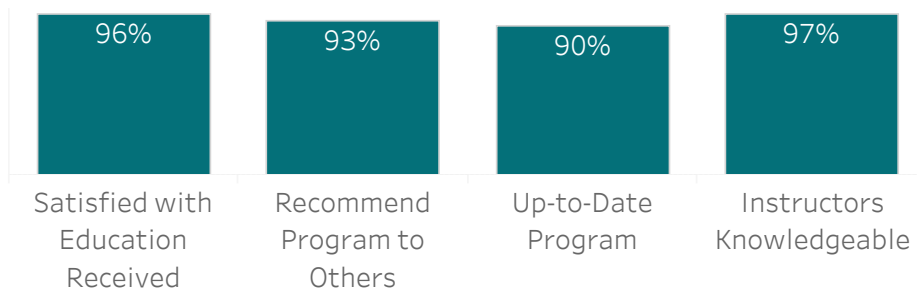
Note: "Salary - Last Three Years" does not currently have 3 years of data available.



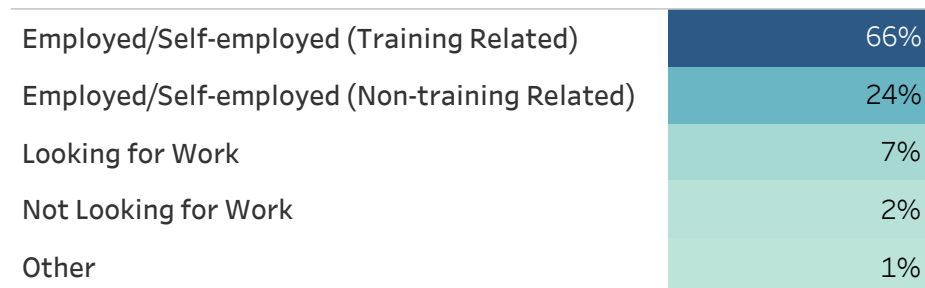
All Programs in Information Technology (CE)

Graduates of programs in the Information Technology division have the knowledge and skills needed for working with computers or systems, often in the context of a business or other enterprise.

Satisfaction - 2019-20



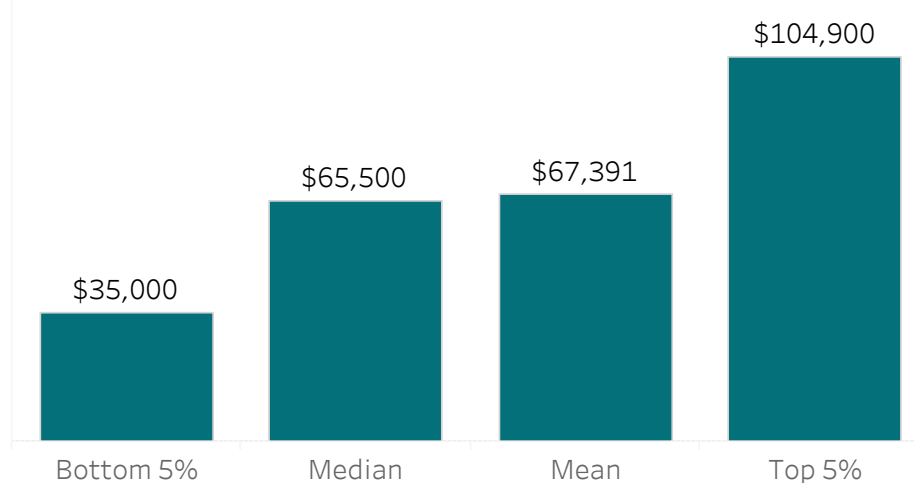
Graduate Activity - 2019-20



Three Year Comparison of Employed Respondents

	2017-18	2018-19	2019-20
Number of Graduates	130	162	151
Number of Respondents	85	101	91
Number of Employed Respondents	75	92	82
Percentage of Employed Respondents	88%	91%	90%
Number of Respondents Employed in Training Related Occupations	58	55	60
Percentage of Respondents Employed in Training Related Occupations	68%	54%	66%

Salary - Last Three Years



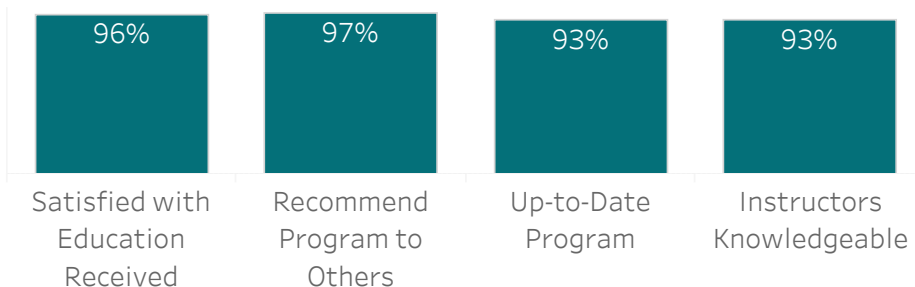
RRC POLYTECH

Business Analyst

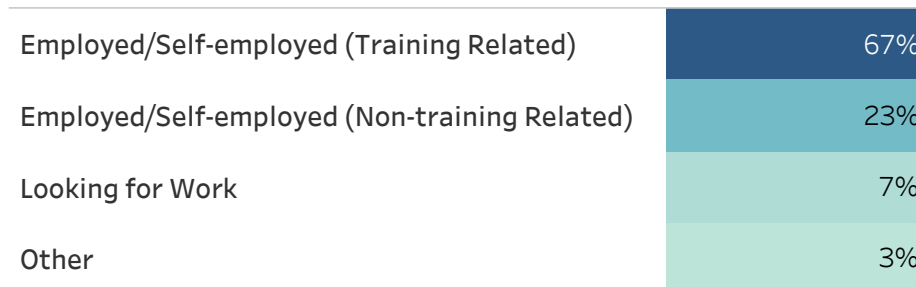
Certificate

Students acquire the knowledge and skills to analyze and validate business requirements and to determine how to recommend real solutions to enterprise problems. Graduates of the program have acquired a range of essential skills, including effective communication, analysis and design, research techniques, project management, training implementation, plus evaluation processes and techniques.

Satisfaction - 2019-20



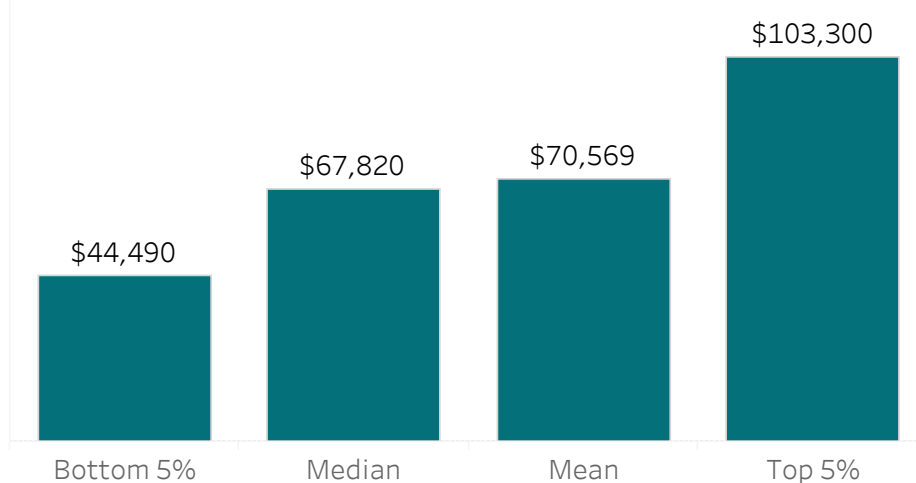
Graduate Activity - 2019-20



Three Year Comparison of Employed Respondents

	2017-18	2018-19	2019-20
Number of Graduates	31	58	44
Number of Respondents	23	40	30
Number of Employed Respondents	21	37	27
Percentage of Employed Respondents	91%	93%	90%
Number of Respondents Employed in Training Related Occupations	17	27	20
Percentage of Respondents Employed in Training Related Occupations	74%	68%	67%

Salary - Last Three Years



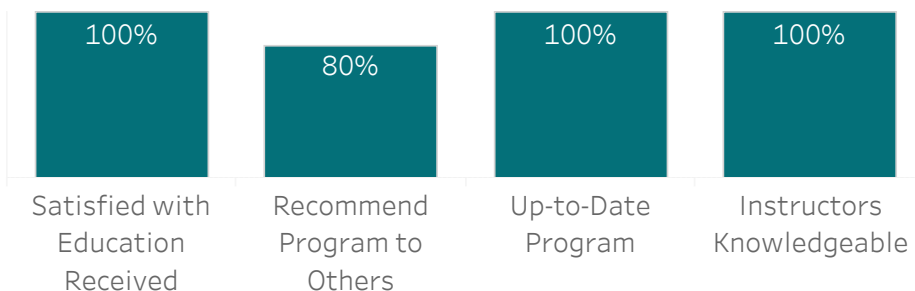


Computer and Network Support

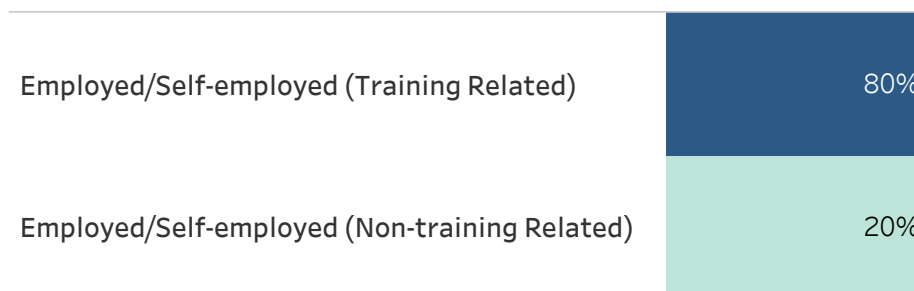
Certificate

This program provides the skills needed to succeed as a computer and network support specialist by enhancing students' knowledge of computer hardware, networks, servers, and operating systems. Students learn how to set up, maintain, manage and troubleshoot computer systems using industry standards.

Satisfaction - 2019-20



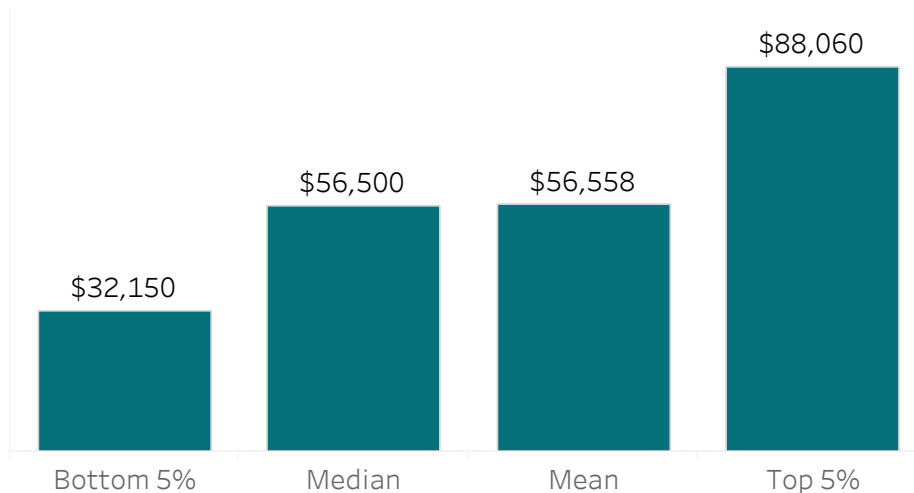
Graduate Activity - 2019-20



Three Year Comparison of Employed Respondents

	2017-18	2018-19	2019-20
Number of Graduates	13	11	11
Number of Respondents	7	9	5
Number of Employed Respondents	7	8	5
Percentage of Employed Respondents	100%	89%	100%
Number of Respondents Employed in Training Related Occupations	5	5	4
Percentage of Respondents Employed in Training Related Occupations	71%	56%	80%

Salary - Last Three Years





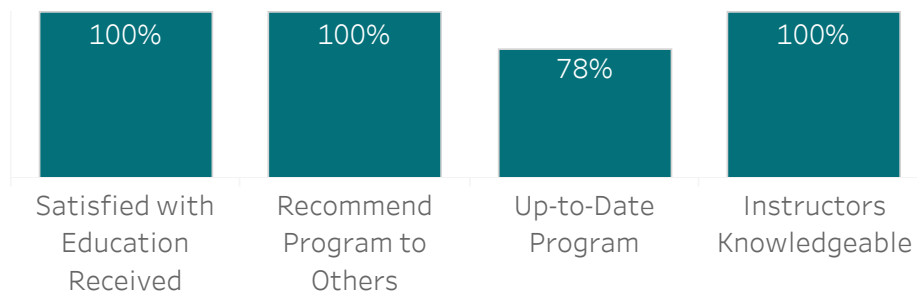
Professional Photography

Certificate

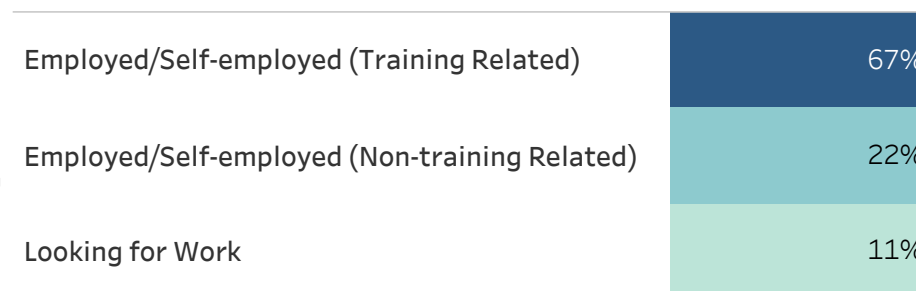
Students gain the knowledge and skills required to develop technical and creative aspects of digital imaging manipulation, lighting, SLR operation, exposure, composition, printing, editing, retouching and processing, as well as foundational business skills.

No salary data to display: too small a sample where $n < 5$ responses with salary data.

Satisfaction - 2019-20



Graduate Activity - 2019-20



Three Year Comparison of Employed Respondents

	2017-18	2018-19	2019-20
Number of Graduates	14	22	17
Number of Respondents	5	11	9
Number of Employed Respondents	3	8	8
Percentage of Employed Respondents	60%	73%	89%
Number of Respondents Employed in Training Related Occupations	2	2	6
Percentage of Respondents Employed in Training Related Occupations	40%	18%	67%

Salary - Last Three Years

There is no salary to be reported

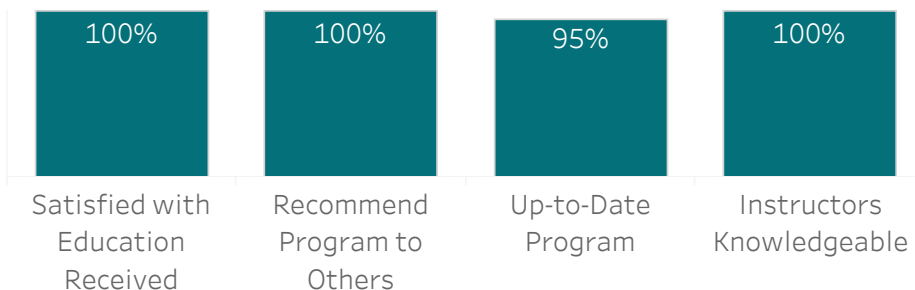


Project Management

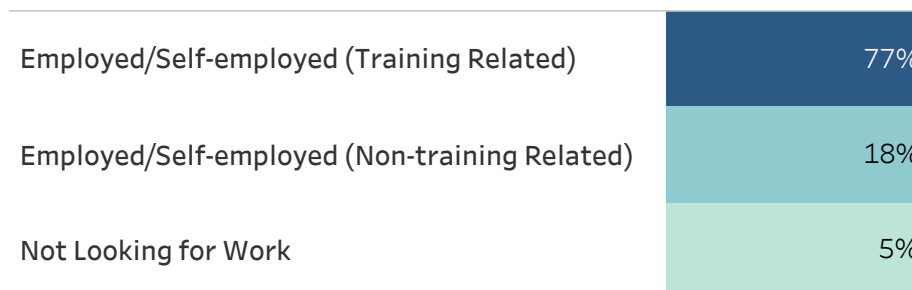
Certificate

Students develop the critical project management skills needed to effectively manage programs or projects in a variety of complex environments. Information regarding Project Management Institute (PMI®) and the requirements for a professional certification (PMP®) are covered through the program.

Satisfaction - 2019-20



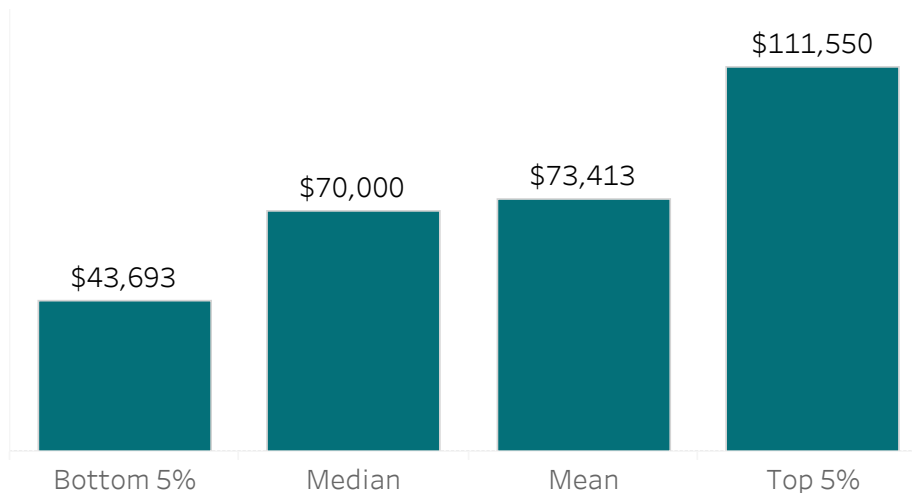
Graduate Activity - 2019-20



Three Year Comparison of Employed Respondents

	2017-18	2018-19	2019-20
Number of Graduates	48	50	39
Number of Respondents	36	28	22
Number of Employed Respondents	34	28	21
Percentage of Employed Respondents	94%	100%	95%
Number of Respondents Employed in Training Related Occupations	29	16	17
Percentage of Respondents Employed in Training Related Occupations	81%	57%	77%

Salary - Last Three Years



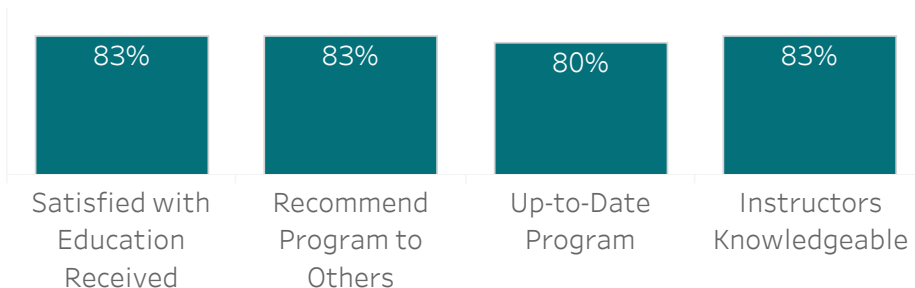


Software Development

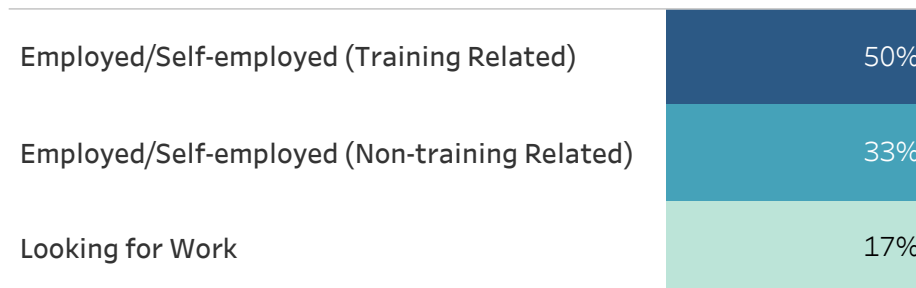
Certificate

Continuing Education Certificate Program. The program uses in-depth training focused on object-oriented analysis and programming to help students improve their abilities. Students study essential programming concepts, plus a choice of the Visual Basic.NET or Java languages.

Satisfaction - 2019-20



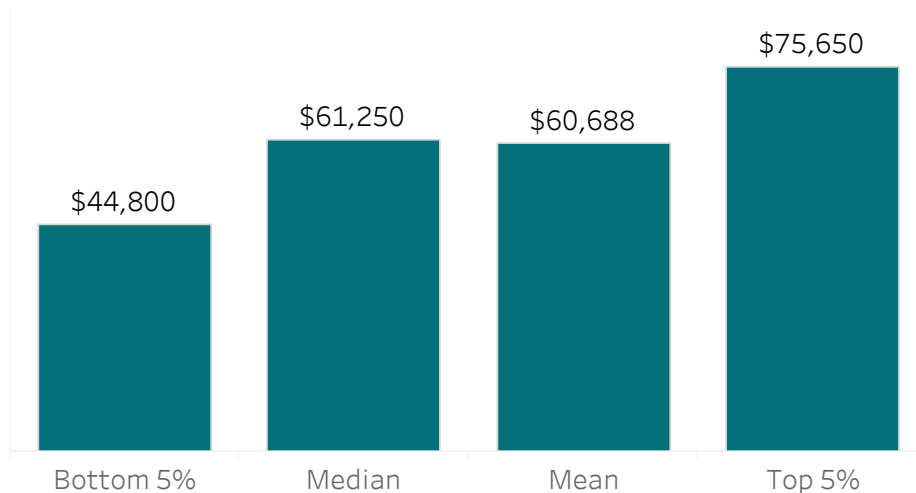
Graduate Activity - 2019-20



Three Year Comparison of Employed Respondents

	2017-18	2018-19	2019-20
Number of Graduates	8	8	8
Number of Respondents	7	7	6
Number of Employed Respondents	5	6	5
Percentage of Employed Respondents	71%	86%	83%
Number of Respondents Employed in Training Related Occupations	4	3	3
Percentage of Respondents Employed in Training Related Occupations	57%	43%	50%

Salary - Last Three Years



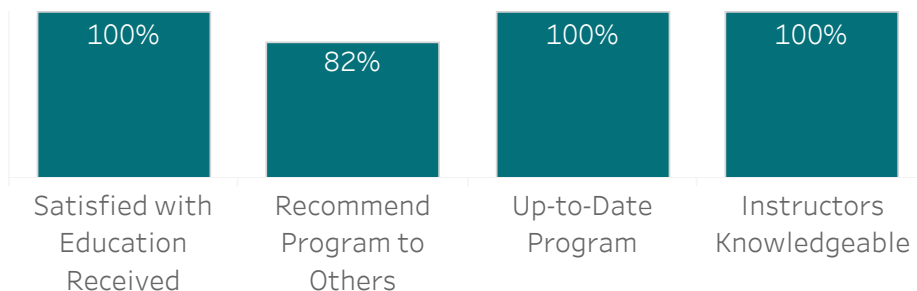


Technology Management - Certificate

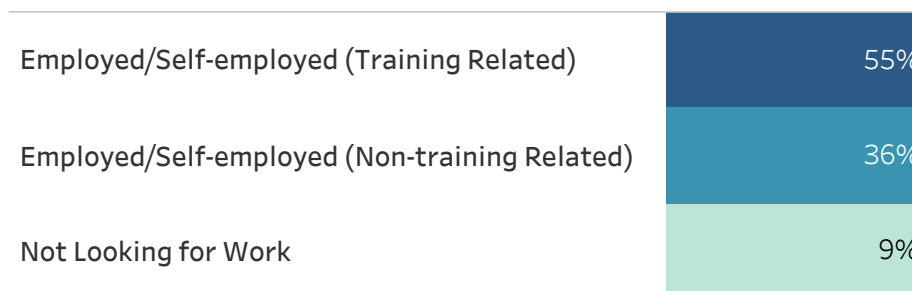
Certificate

Continuing Education Certificate Program. The purpose of this certificate program is to provide students with the knowledge, skills, and abilities required to supervise and manage people and projects in a technical field. Students will learn by studying project management, marketing, managerial communications, business policies, human organizational behavior, finance and economics. Technology Management is targeted to students with technical diplomas and degrees.

Satisfaction - 2019-20



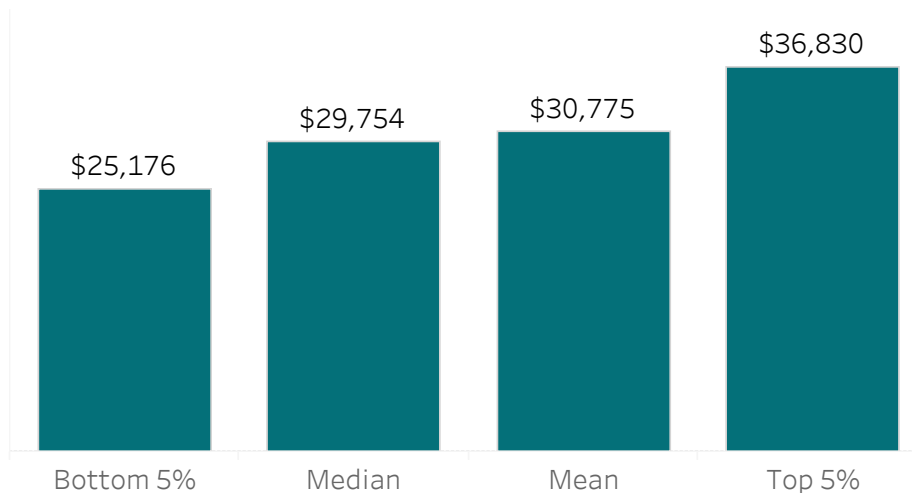
Graduate Activity - 2019-20



Three Year Comparison of Employed Respondents

	2017-18	2018-19	2019-20
Number of Graduates	5	9	18
Number of Respondents	1	3	11
Number of Employed Respondents	1	3	10
Percentage of Employed Respondents	100%	100%	91%
Number of Respondents Employed in Training Related Occupations	0	1	6
Percentage of Respondents Employed in Training Related Occupations	0%	33%	55%

Salary - Last Three Years

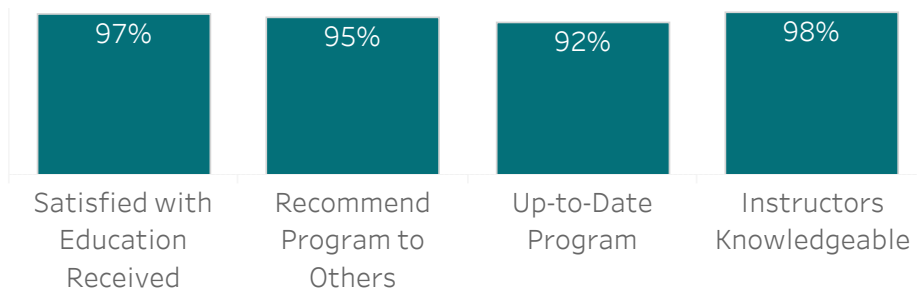




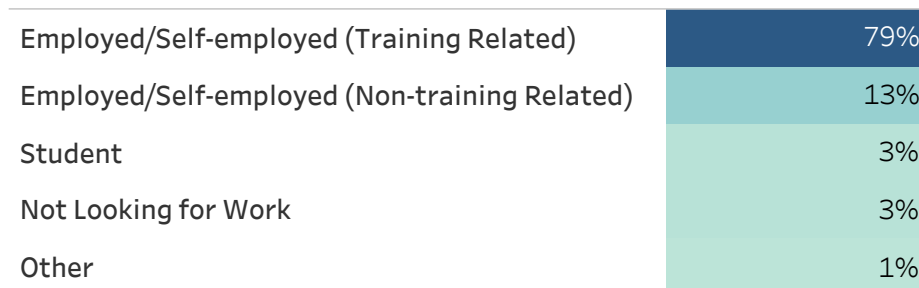
All Programs in Education, Arts & Science

Education, Arts & Science provides both educational programs and comprehensive teaching and learning support services. It includes the Teacher Education division and the Language Training Centre (not reported here). Within this school, the Teacher Education division, has the provincial mandate to prepare public school teachers in the areas of Industrial, Vocational, and Business Education and to prepare College instructors through the Certificate in Adult Education (CAE). The Language Training Centre has innovative and accessible programs for international students and newcomers to Canada. The School also provides supports such as content expertise and research capacity through Library Services, faculty development through the CAE program and an annual series of workshops; curriculum design leadership and facilitation through the Program and Curriculum Development department; and, content production and program delivery systems through the Learning Technologies areas.

Satisfaction - 2019-20



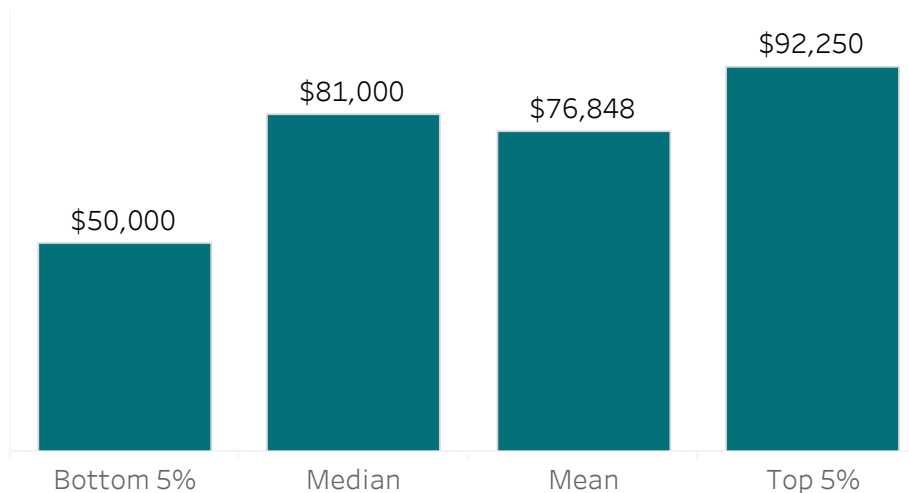
Graduate Activity - 2019-20



Three Year Comparison of Employed Respondents

	2017-18	2018-19	2019-20
Number of Graduates	97	74	103
Number of Respondents	66	53	67
Number of Employed Respondents	60	49	62
Percentage of Employed Respondents	91%	92%	93%
Number of Respondents Employed in Training Related Occupations	55	46	53
Percentage of Respondents Employed in Training Related Occupations	83%	87%	79%

Salary - Last Three Years

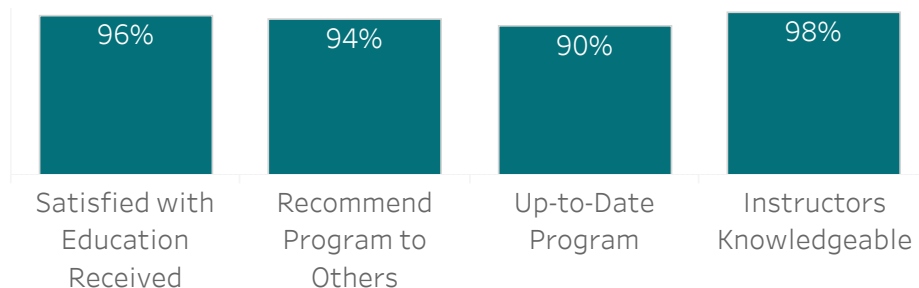




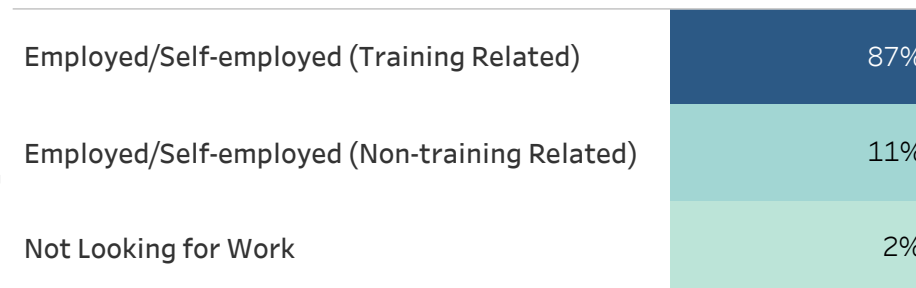
All Programs in Teacher Education

This division prepares students to teach in fields such as business, technology, and technical and vocational trades.

Satisfaction - 2019-20



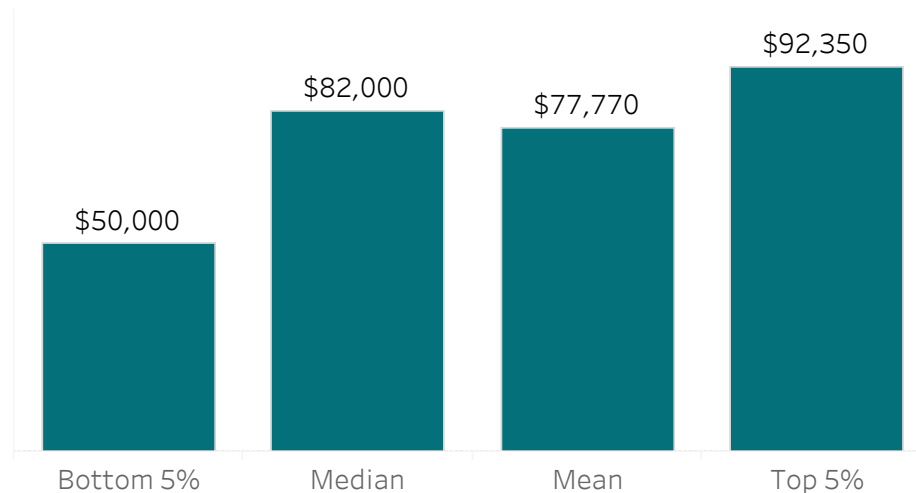
Graduate Activity - 2019-20



Three Year Comparison of Employed Respondents

	2017-18	2018-19	2019-20
Number of Graduates	97	74	81
Number of Respondents	66	53	55
Number of Employed Respondents	60	49	54
Percentage of Employed Respondents	91%	92%	98%
Number of Respondents Employed in Training Related Occupations	55	46	48
Percentage of Respondents Employed in Training Related Occupations	83%	87%	87%

Salary - Last Three Years



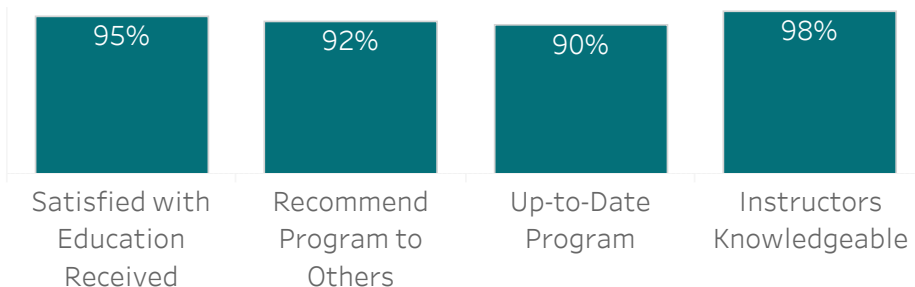


Certificate in Adult Education

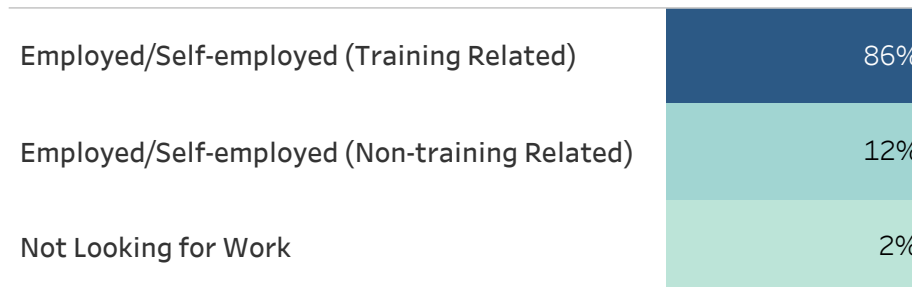
Certificate

The Certificate in Adult Education (CAE) program is designed to develop skills for teaching adults in an applied or technical-vocational college setting. A successful college education depends on the competence of the institution's faculty, subject area expertise, as well as knowledge and skills related to teaching and learning. Both skill sets enhance the effectiveness of college and adult educators as well as adult technical-vocational education.

Satisfaction - 2019-20



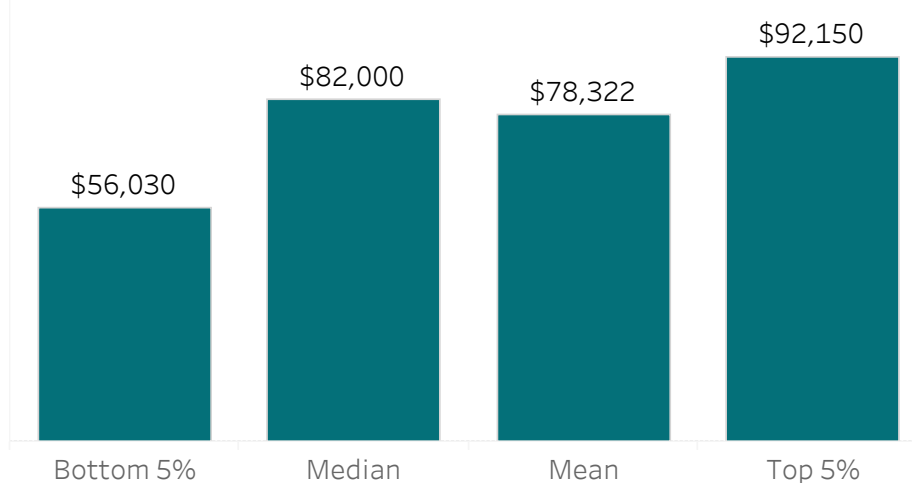
Graduate Activity - 2019-20



Three Year Comparison of Employed Respondents

	2017-18	2018-19	2019-20
Number of Graduates	52	48	63
Number of Respondents	32	33	43
Number of Employed Respondents	31	33	42
Percentage of Employed Respondents	97%	100%	98%
Number of Respondents Employed in Training Related Occupations	28	33	37
Percentage of Respondents Employed in Training Related Occupations	88%	100%	86%

Salary - Last Three Years

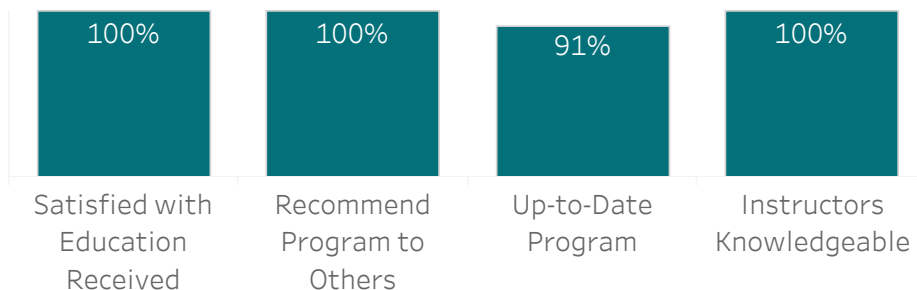


Technical Vocational Teacher Education

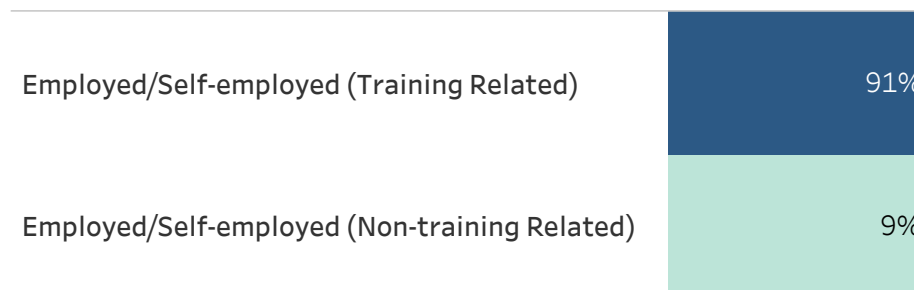
Diploma

This program provides students with the knowledge and skills required for Technical Vocational Teacher certification by Manitoba Education. Graduates are eligible for a Special Vocational Industrial Teaching Certificate issued by Manitoba Education and Training, which would allow them to teach in their vocational areas in the secondary schools in Manitoba. Credit can be granted for the first three years of the five-year joint RRC Polytech/ University of Winnipeg Bachelor of Education program. Graduates have found employment in high schools offering vocational industrial programs and in community colleges.

Satisfaction - 2019-20



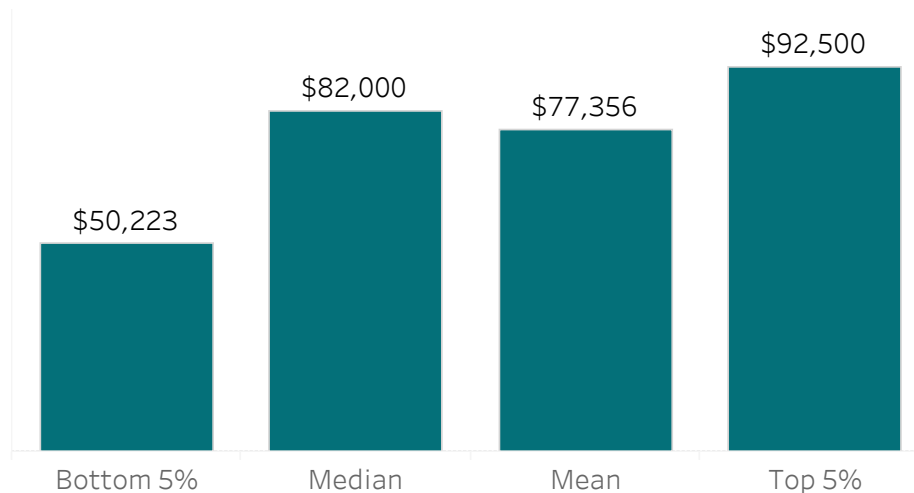
Graduate Activity - 2019-20



Three Year Comparison of Employed Respondents

	2017-18	2018-19	2019-20
Number of Graduates	32	13	17
Number of Respondents	24	11	11
Number of Employed Respondents	23	11	11
Percentage of Employed Respondents	96%	100%	100%
Number of Respondents Employed in Training Related Occupations	23	11	10
Percentage of Respondents Employed in Training Related Occupations	96%	100%	91%

Salary - Last Three Years

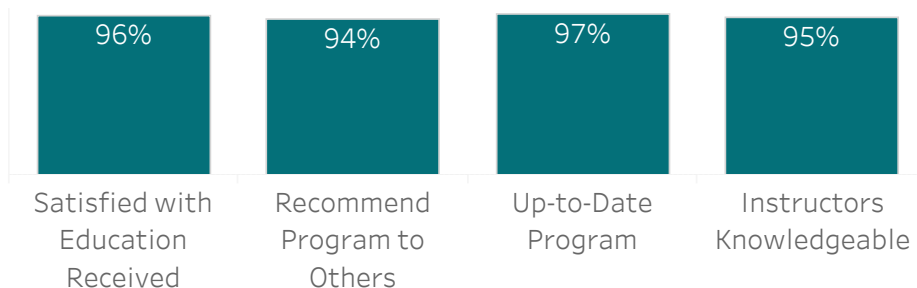




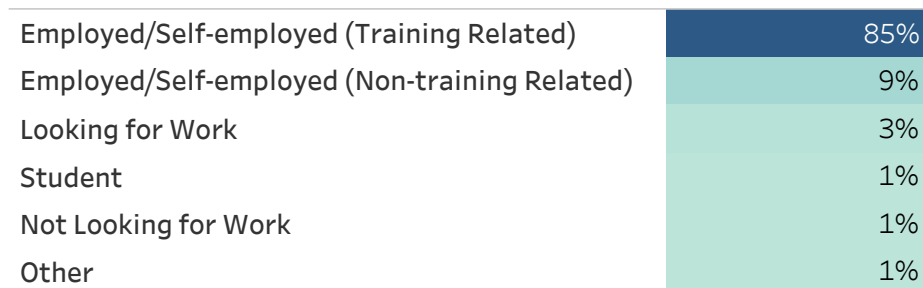
All Programs in Health Sciences & Community Services

Health Sciences & Community Services consists of four departments: Allied Health Sciences; Community Services; Life Sciences; and Nursing. These departments offer baccalaureate degree, post-graduate diploma, diploma and certificate programs. As well, the School is involved in a number of community based projects and health education partnerships with external agencies.

Satisfaction - 2019-20



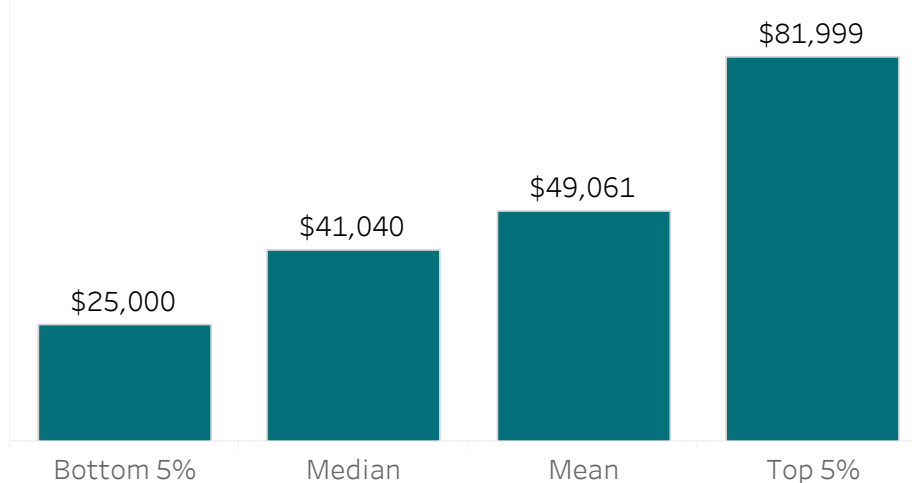
Graduate Activity - 2019-20



Three Year Comparison of Employed Respondents

	2017-18	2018-19	2019-20
Number of Graduates	649	645	558
Number of Respondents	402	395	327
Number of Employed Respondents	382	376	308
Percentage of Employed Respondents	95%	95%	94%
Number of Respondents Employed in Training Related Occupations	349	358	279
Percentage of Respondents Employed in Training Related Occupations	87%	91%	85%

Salary - Last Three Years

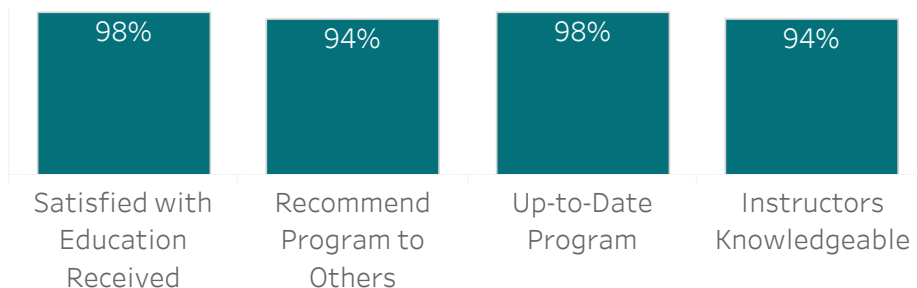




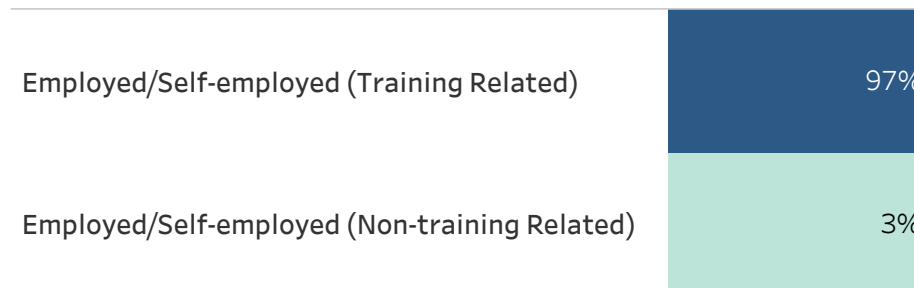
All Programs in Allied Health Sciences

Allied Health Sciences division includes programs in the health disciplines of diagnostic sonography, radiography, medical laboratory science, and paramedicine.

Satisfaction - 2019-20



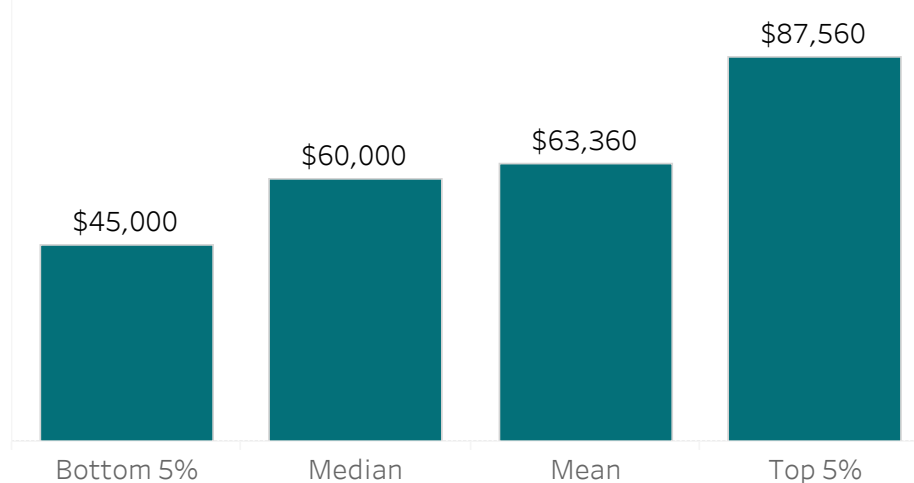
Graduate Activity - 2019-20



Three Year Comparison of Employed Respondents

	2017-18	2018-19	2019-20
Number of Graduates	139	145	110
Number of Respondents	95	103	58
Number of Employed Respondents	89	95	58
Percentage of Employed Respondents	94%	92%	100%
Number of Respondents Employed in Training Related Occupations	83	93	56
Percentage of Respondents Employed in Training Related Occupations	87%	90%	97%

Salary - Last Three Years



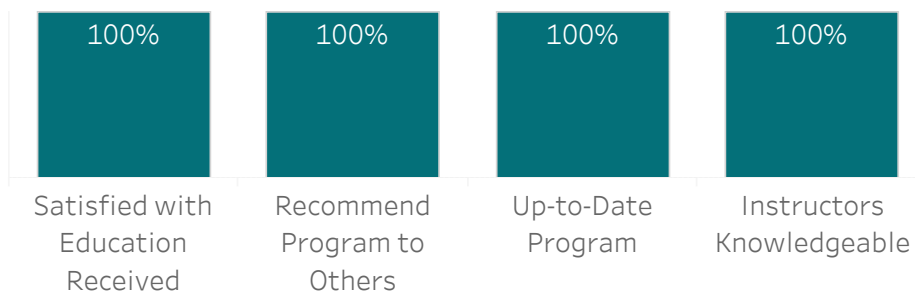


Medical Laboratory Sciences

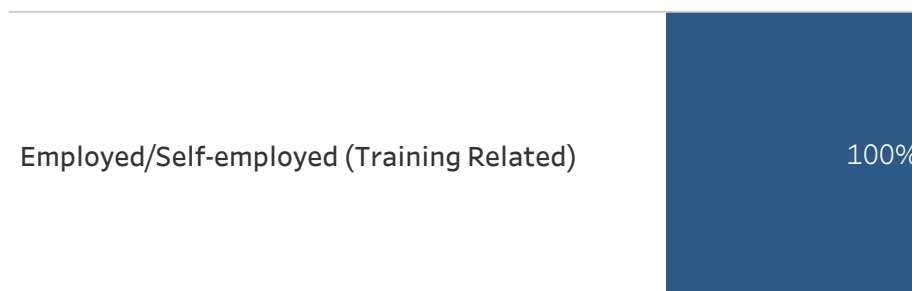
Diploma

This program is designed to provide the academic knowledge and supervised practical experience for collecting, preparing, and analyzing blood, body fluids, and tissue samples, and interpreting results. Students learn how to obtain accurate and precise patient results with the use of sophisticated laboratory equipment. Graduates may find employment hospital laboratories (Diagnostic Services of Manitoba), Canadian Blood Services, private laboratories, Laboratory Centre for Disease Control, pharmaceutical laboratories, industrial or commercial laboratories. Graduates are required both in urban and rural settings.

Satisfaction - 2019-20



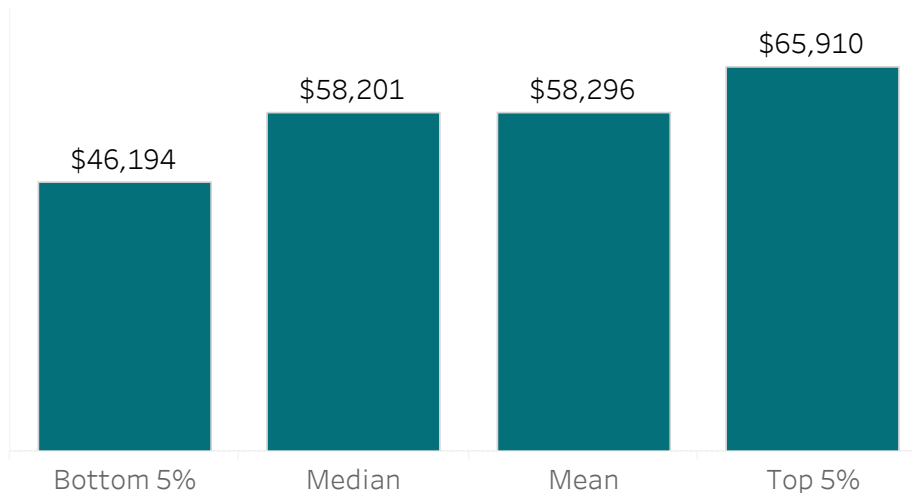
Graduate Activity - 2019-20



Three Year Comparison of Employed Respondents

	2017-18	2018-19	2019-20
Number of Graduates	36	39	33
Number of Respondents	22	31	20
Number of Employed Respondents	22	27	20
Percentage of Employed Respondents	100%	87%	100%
Number of Respondents Employed in Training Related Occupations	20	27	20
Percentage of Respondents Employed in Training Related Occupations	91%	87%	100%

Salary - Last Three Years



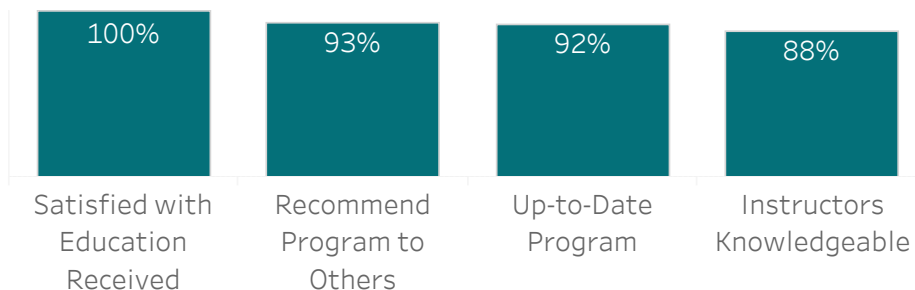


Medical Radiologic Technology

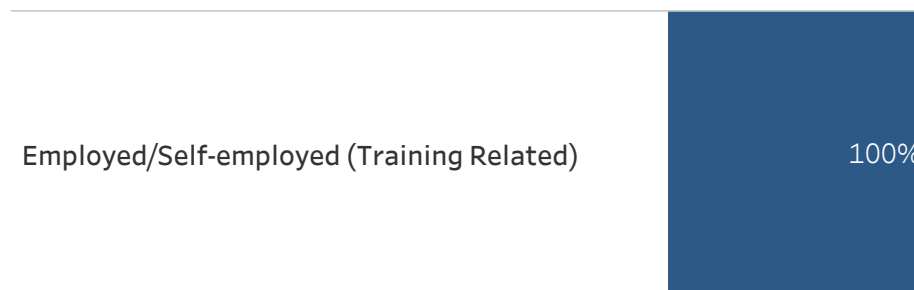
Diploma

Medical Radiologic (or x-ray) technologists produce images of a body part or system using equipment that emits x-rays. This program develops the skills required to perform diagnostic/interventional imaging procedures using ionizing radiation and diagnostic imaging equipment. The profession of radiological technologist involves a broad variety of procedures and covers a number of specialties including: General radiography, Mammography, Angiography, Fluoroscopy, and Computerized tomography (CT scans). Most graduates are employed in hospitals and medical clinics. Some graduates are working in related teaching, management, and research positions. Others are employed as application specialists, technical advisors, or representatives for diagnostic imaging equipment and supply manufacturers.

Satisfaction - 2019-20



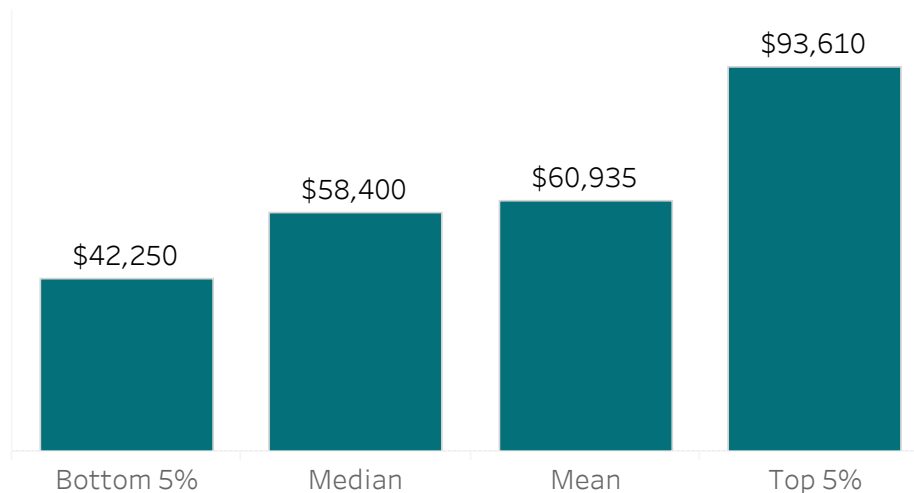
Graduate Activity - 2019-20



Three Year Comparison of Employed Respondents

	2017-18	2018-19	2019-20
Number of Graduates	28	29	33
Number of Respondents	20	21	17
Number of Employed Respondents	18	20	17
Percentage of Employed Respondents	90%	95%	100%
Number of Respondents Employed in Training Related Occupations	18	20	17
Percentage of Respondents Employed in Training Related Occupations	90%	95%	100%

Salary - Last Three Years



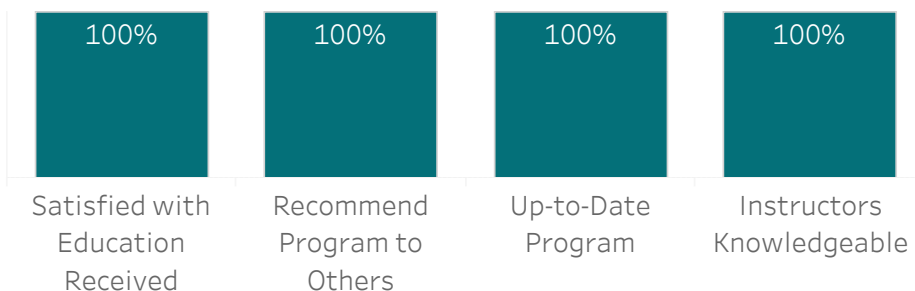


Paramedicine - Primary Care Paramedicine

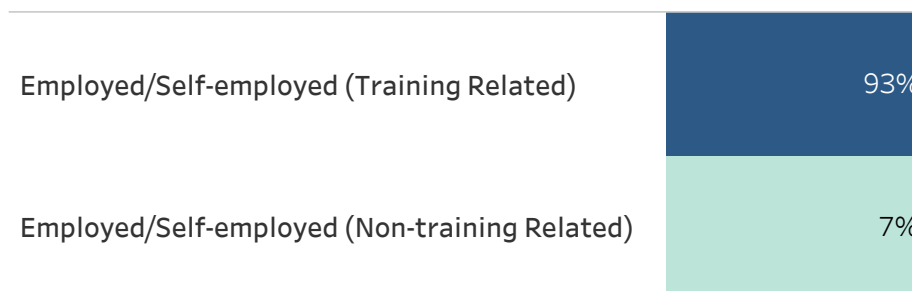
Certificate

This program provides students with the academic and clinical experience to work in the field of emergency medical services. The Paramedicine – Primary Care Paramedic program is accredited by the Canadian Medical Association. The program is based on the national occupational competency profile for Paramedicine - Primary Care Paramedic, and supports employment opportunities in rural and northern Manitoba. Graduates are eligible to challenge the provincial licensing exams for Technician-Paramedic (Tech-P), which allows them to seek licensing anywhere in Canada.

Satisfaction - 2019-20



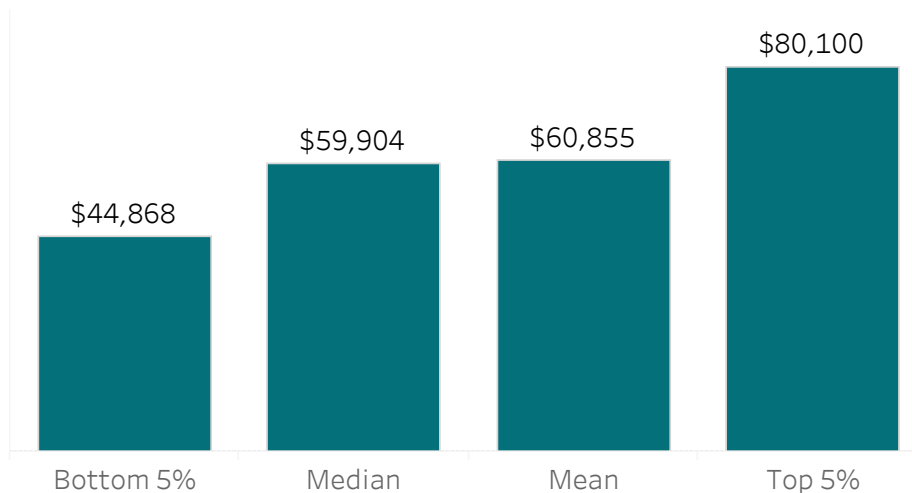
Graduate Activity - 2019-20



Three Year Comparison of Employed Respondents

	2017-18	2018-19	2019-20
Number of Graduates	38	35	32
Number of Respondents	23	19	14
Number of Employed Respondents	20	17	14
Percentage of Employed Respondents	87%	89%	100%
Number of Respondents Employed in Training Related Occupations	20	16	13
Percentage of Respondents Employed in Training Related Occupations	87%	84%	93%

Salary - Last Three Years

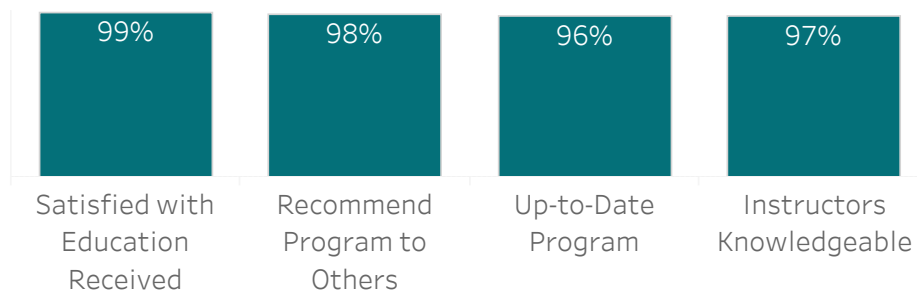




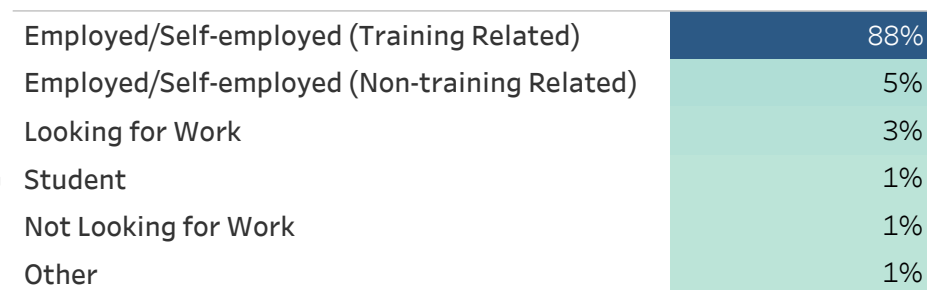
All Programs in Community Services

Programs in this division provide students with the skills and knowledge needed for working in Community Services-related professions.

Satisfaction - 2019-20



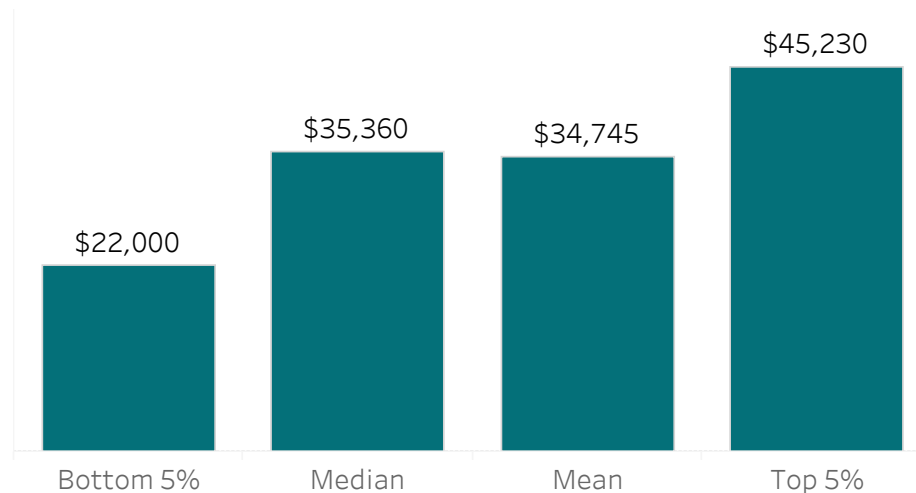
Graduate Activity - 2019-20



Three Year Comparison of Employed Respondents

	2017-18	2018-19	2019-20
Number of Graduates	145	185	166
Number of Respondents	93	109	93
Number of Employed Respondents	87	105	87
Percentage of Employed Respondents	94%	96%	94%
Number of Respondents Employed in Training Related Occupations	86	100	82
Percentage of Respondents Employed in Training Related Occupations	92%	92%	88%

Salary - Last Three Years



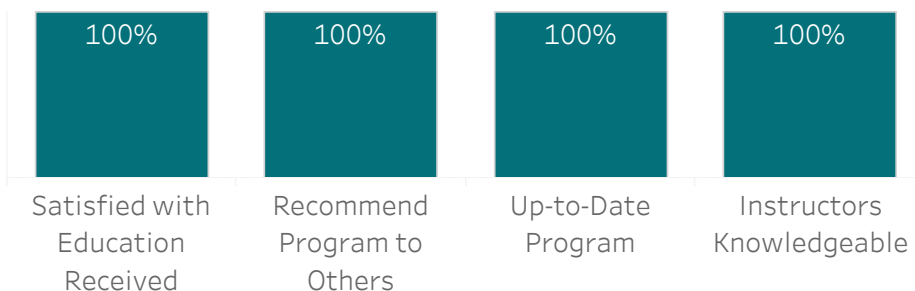


Child and Youth Care

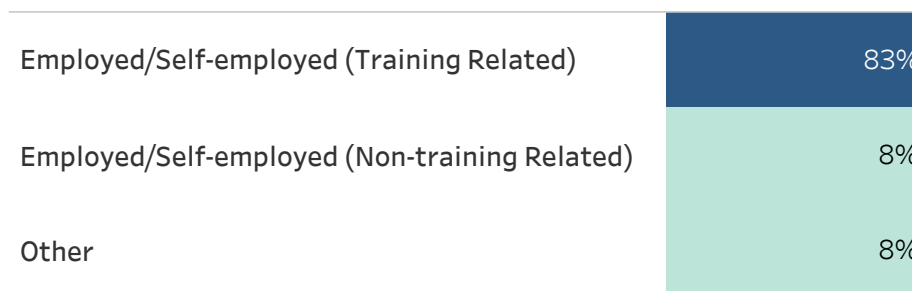
Diploma

This program provides the skills and knowledge needed to work with children and youth experiencing behavioural and emotional difficulties. Students learn how to intervene and assess situations and formulate strategies to help children, youth, and their families identify and resolve concerns and enhance their quality of life. Graduates may find work in treatment homes, school or community-based programs, family support programs, mental health centres, or young offender programs.

Satisfaction - 2019-20



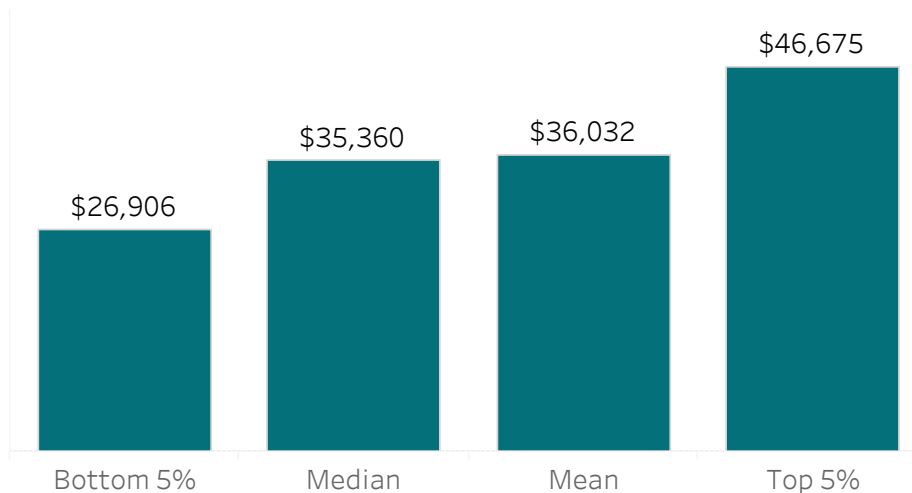
Graduate Activity - 2019-20



Three Year Comparison of Employed Respondents

	2017-18	2018-19	2019-20
Number of Graduates	23	30	24
Number of Respondents	12	16	12
Number of Employed Respondents	10	15	11
Percentage of Employed Respondents	83%	94%	92%
Number of Respondents Employed in Training Related Occupations	10	13	10
Percentage of Respondents Employed in Training Related Occupations	83%	81%	83%

Salary - Last Three Years

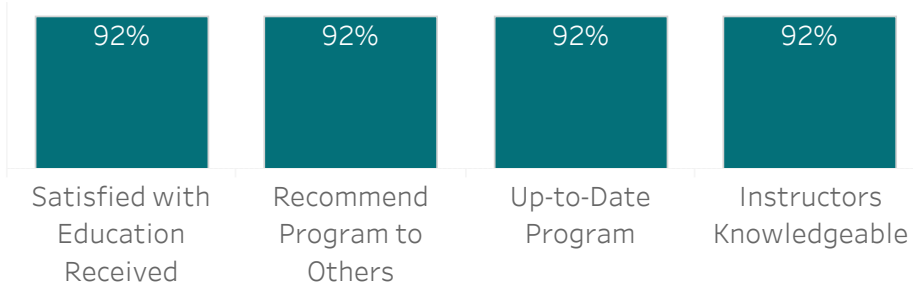


Disability and Community Support

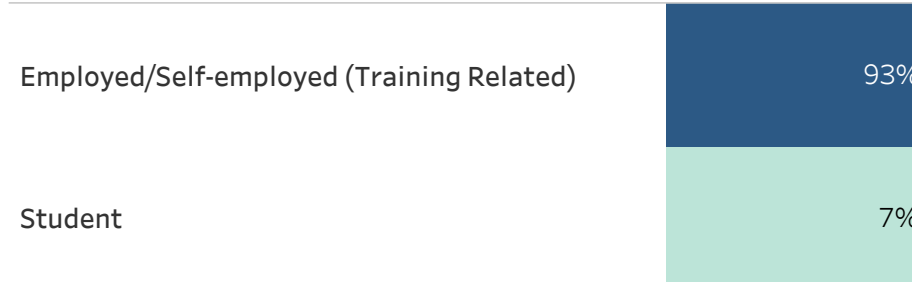
Diploma

students will develop the knowledge, skills, and values required to support and enhance the lives of people with disabilities. Students will develop their ability to partner with community to support an inclusive society. They will gain skills and experience to support people with disabilities in their relationships and pursuits in a variety of settings, such as homes, schools, workplaces, community, and alternative day services. Students will experience a variety of Direct Support Professional roles through their practicum or fieldwork.

Satisfaction - 2019-20



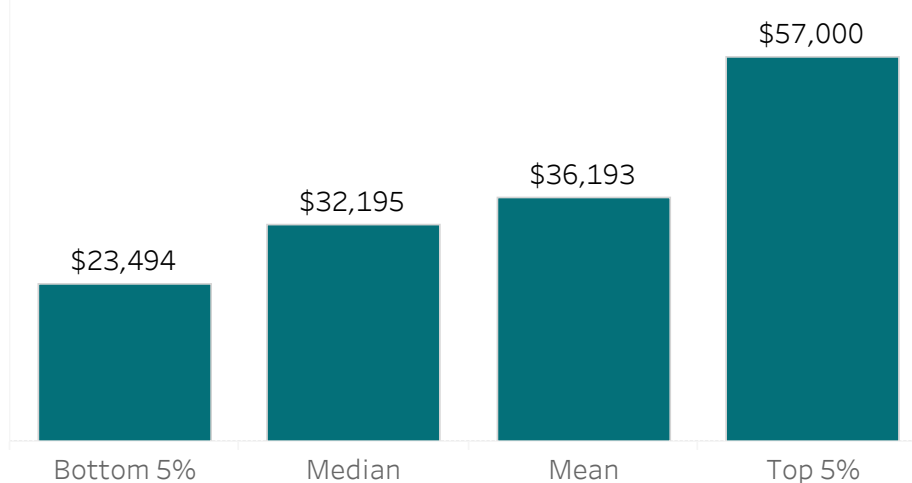
Graduate Activity - 2019-20



Three Year Comparison of Employed Respondents

	2017-18	2018-19	2019-20
Number of Graduates	21	24	23
Number of Respondents	16	12	14
Number of Employed Respondents	15	11	13
Percentage of Employed Respondents	94%	92%	93%
Number of Respondents Employed in Training Related Occupations	14	11	13
Percentage of Respondents Employed in Training Related Occupations	88%	92%	93%

Salary - Last Three Years



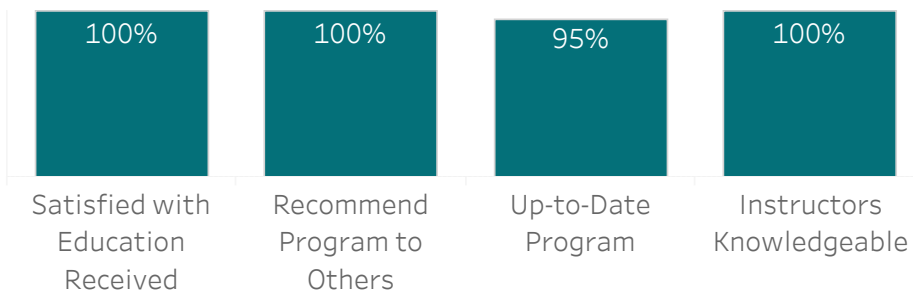


Early Childhood Education

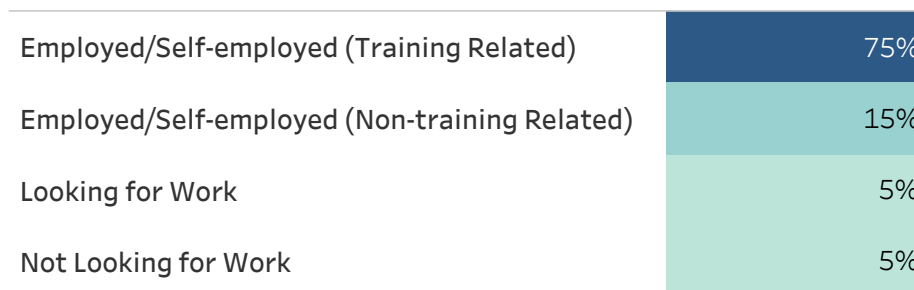
Diploma

This program provides students with the knowledge and skills required to offer quality early childcare in the community. Graduates competently plan appropriate learning experiences that stimulate the intellectual, physical, emotional and social development of young children. Graduates have found positions in daycare centres, nursery schools, infant care centres, family resource centres, and school-age programs. With experience and continuing education, some graduates may progress to positions of directors of children's centres.

Satisfaction - 2019-20



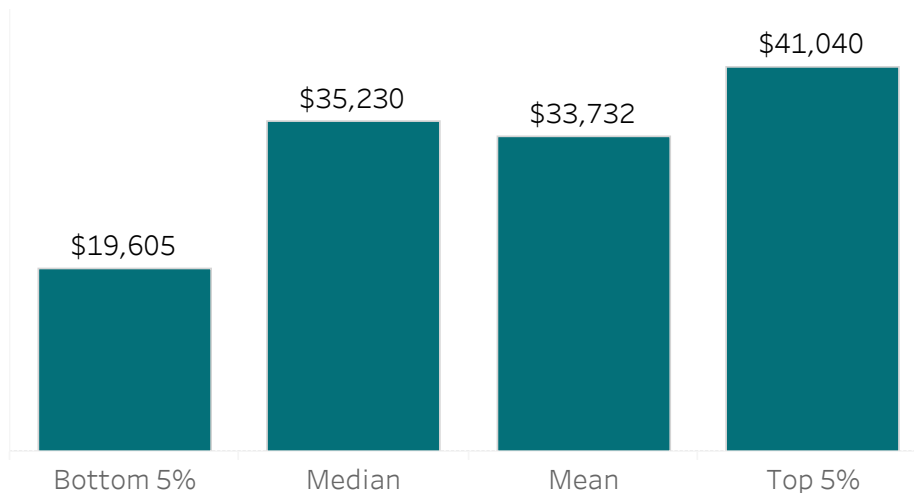
Graduate Activity - 2019-20



Three Year Comparison of Employed Respondents

	2017-18	2018-19	2019-20
Number of Graduates	42	48	33
Number of Respondents	23	33	20
Number of Employed Respondents	22	32	18
Percentage of Employed Respondents	96%	97%	90%
Number of Respondents Employed in Training Related Occupations	22	29	15
Percentage of Respondents Employed in Training Related Occupations	96%	88%	75%

Salary - Last Three Years



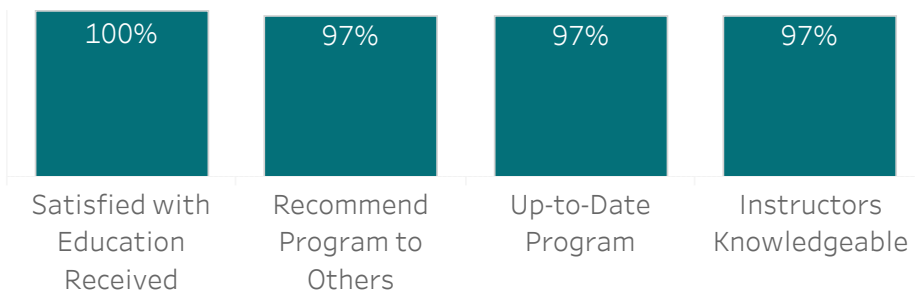


Early Childhood Education Workplace

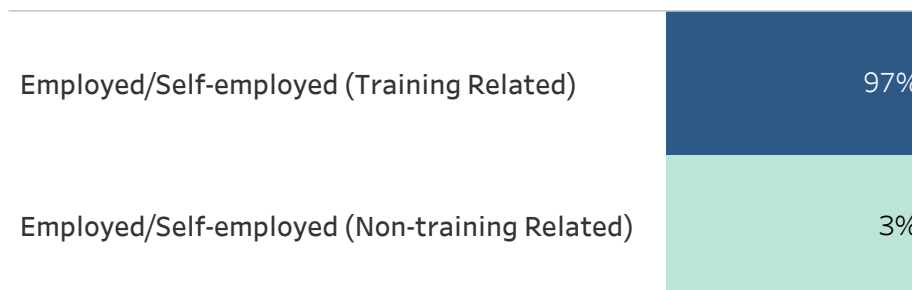
Diploma

This accelerated program integrates the knowledge and experience of employed CCAs in providing quality childcare in the community. Students attend classes at RRC Polytech two days a week and work at their current employment for three days a week. Graduates competently plan appropriate learning experiences that stimulate the intellectual, physical, emotional, and social development of young children. With experience and continuing education, some graduates have progressed to positions of directors of children's centres.

Satisfaction - 2019-20



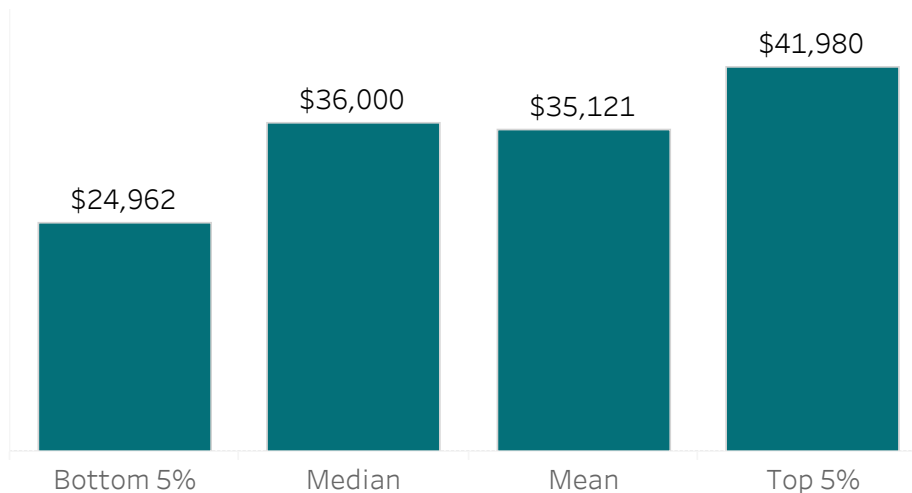
Graduate Activity - 2019-20



Three Year Comparison of Employed Respondents

	2017-18	2018-19	2019-20
Number of Graduates	55	60	54
Number of Respondents	40	40	36
Number of Employed Respondents	39	39	36
Percentage of Employed Respondents	98%	98%	100%
Number of Respondents Employed in Training Related Occupations	39	39	35
Percentage of Respondents Employed in Training Related Occupations	98%	98%	97%

Salary - Last Three Years

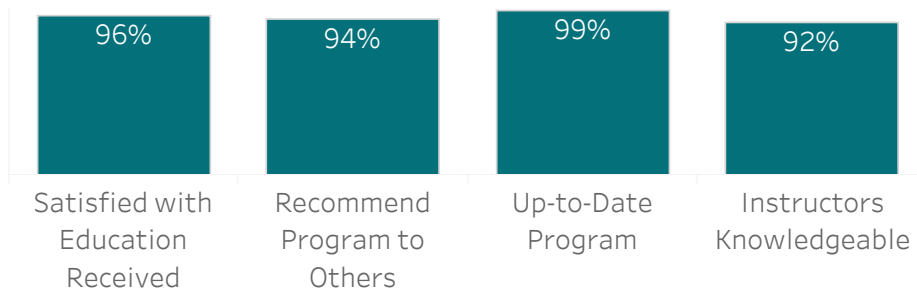




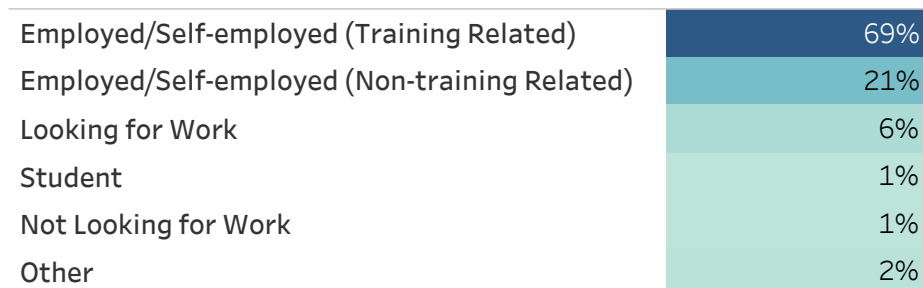
All Programs in Life Sciences

Programs in this division prepare students to work in laboratories, the pharmaceutical industry, veterinary hospitals, and dental clinics.

Satisfaction - 2019-20



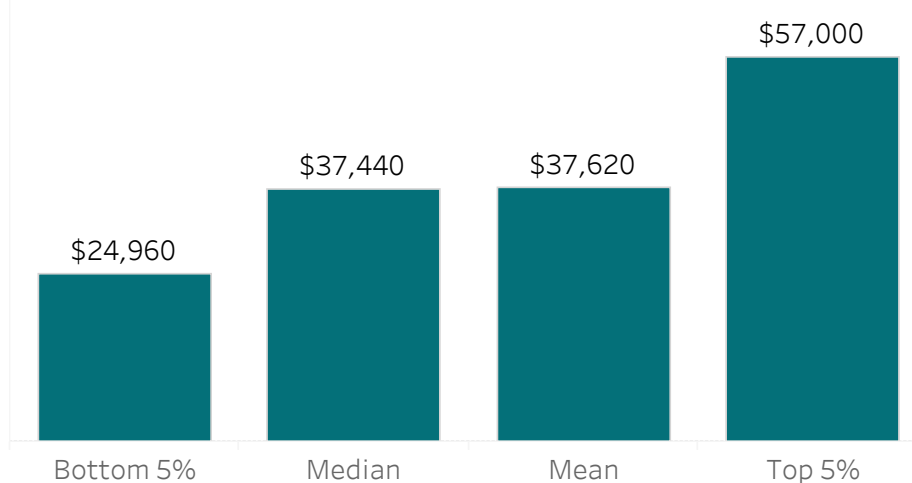
Graduate Activity - 2019-20



Three Year Comparison of Employed Respondents

	2017-18	2018-19	2019-20
Number of Graduates	172	146	132
Number of Respondents	101	79	90
Number of Employed Respondents	96	74	81
Percentage of Employed Respondents	95%	94%	90%
Number of Respondents Employed in Training Related Occupations	78	66	62
Percentage of Respondents Employed in Training Related Occupations	77%	84%	69%

Salary - Last Three Years



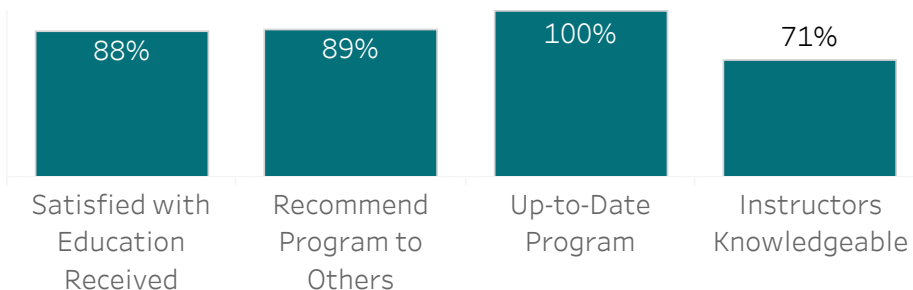


Health Information Management

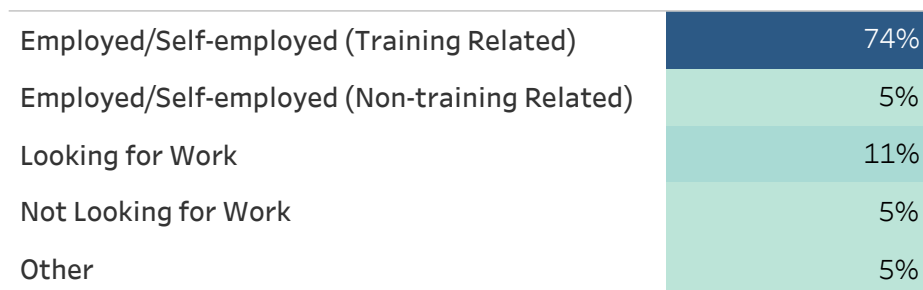
Diploma

This program develops the skills and knowledge needed to effectively manage the health information required for patient care, administration, research, and education. The program trains students in the specialized techniques required in health information management. Graduates have found employment in a variety of health-related facilities, such as acute and chronic care hospitals, cancer treatment centres, mental health centres, adolescent treatment centres, paramedical and government agencies, research studies, clinics and group practices. Others are employed as sole-charge health information practitioners in rural health care facilities.

Satisfaction - 2019-20



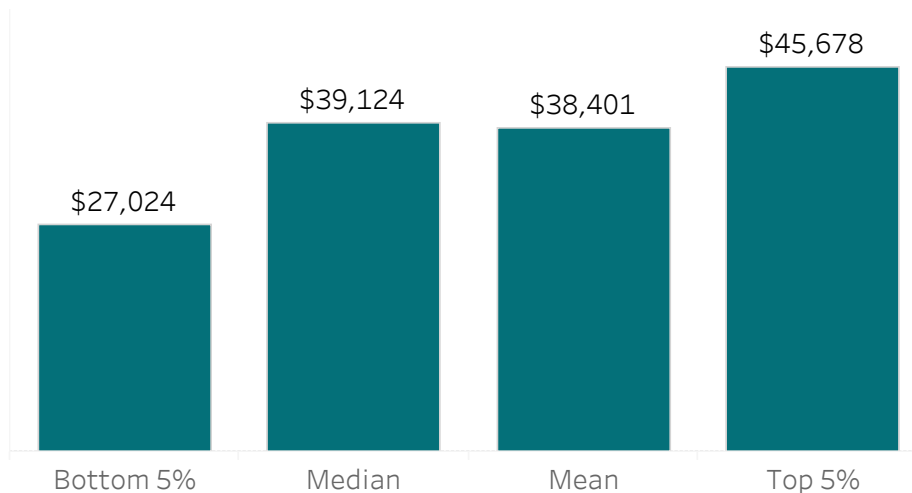
Graduate Activity - 2019-20



Three Year Comparison of Employed Respondents

	2017-18	2019-20
Number of Graduates	22	27
Number of Respondents	14	19
Number of Employed Respondents	13	15
Percentage of Employed Respondents	93%	79%
Number of Respondents Employed in Training Related Occupations	13	14
Percentage of Respondents Employed in Training Related Occupations	93%	74%

Salary - Last Three Years



Note: "Salary - Last Three Years" does not currently have 3 years of data available.

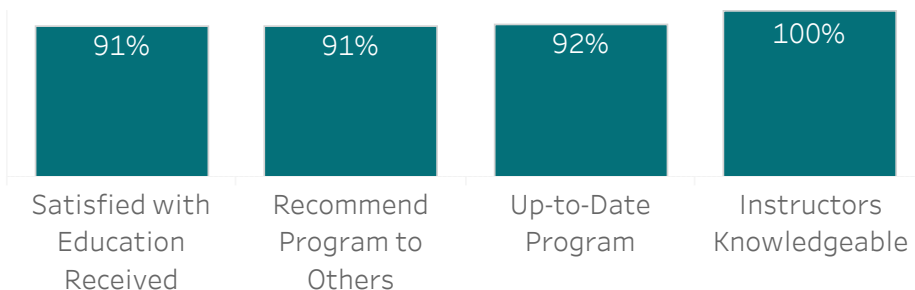


Pharmaceutical Manufacturing

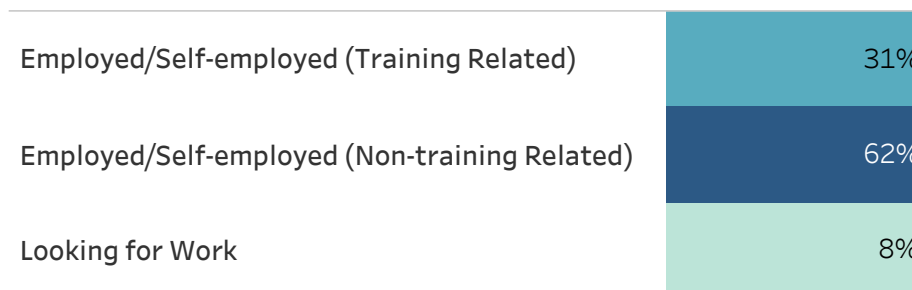
Certificate

This program provides the required skills for working in the production of pharmaceutical, biotechnology, and related products. The program consists of two streams: Solid Dosage where students learn the theory and practice of formulating and manufacturing tablets and capsules; and Biopharmaceutical Processing where students gain hands-on experience in microbial fermentation such as set-up, inoculation, sampling, harvesting techniques, filtration, and column chromatographic purification techniques strategies for manufacturing of Recombinant Biotechnology drug products. Graduates find employment as production technicians with Manitoba's regulated pharmaceutical manufacturing.

Satisfaction - 2019-20



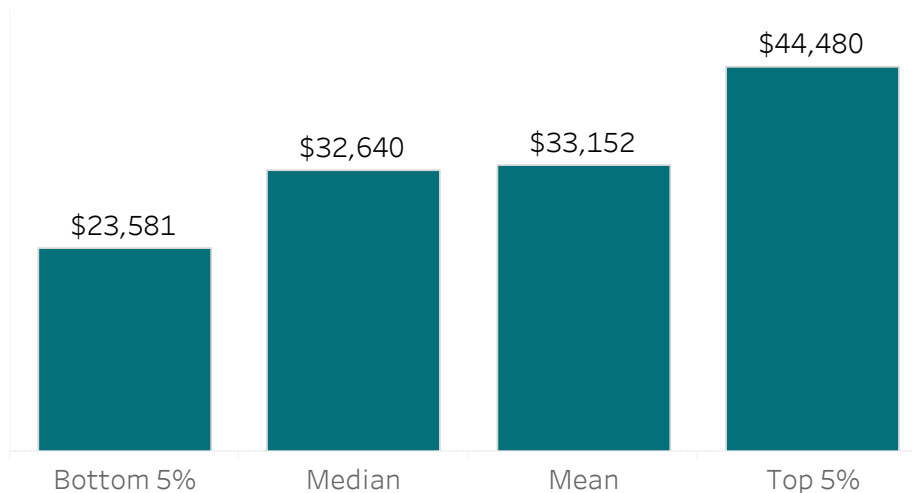
Graduate Activity - 2019-20



Three Year Comparison of Employed Respondents

	2017-18	2018-19	2019-20
Number of Graduates	25	23	28
Number of Respondents	15	10	13
Number of Employed Respondents	15	9	12
Percentage of Employed Respondents	100%	90%	92%
Number of Respondents Employed in Training Related Occupations	7	8	4
Percentage of Respondents Employed in Training Related Occupations	47%	80%	31%

Salary - Last Three Years



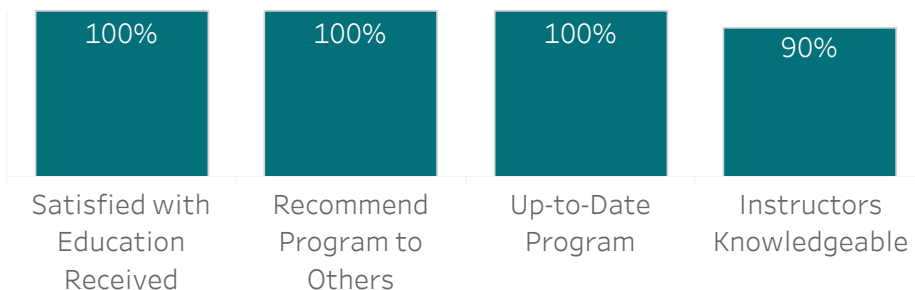


QA/QC for Pharmaceutical and Food

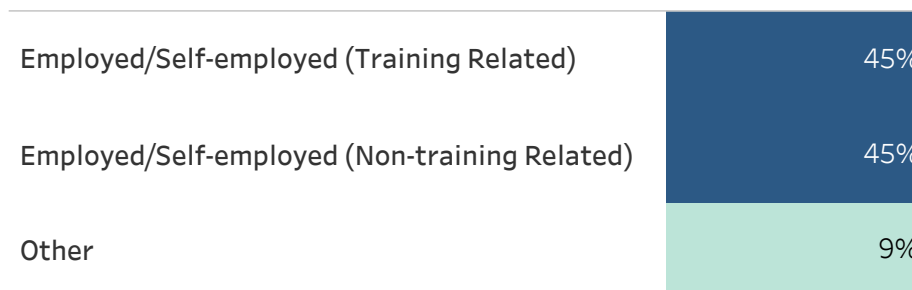
Post-Graduate Diploma

This program provides hands-on practical skills in the concepts of quality (QA/QC) in a manufacturing environment that is controlled by good manufacturing practices, quality systems, and regulatory agencies.

Satisfaction - 2019-20



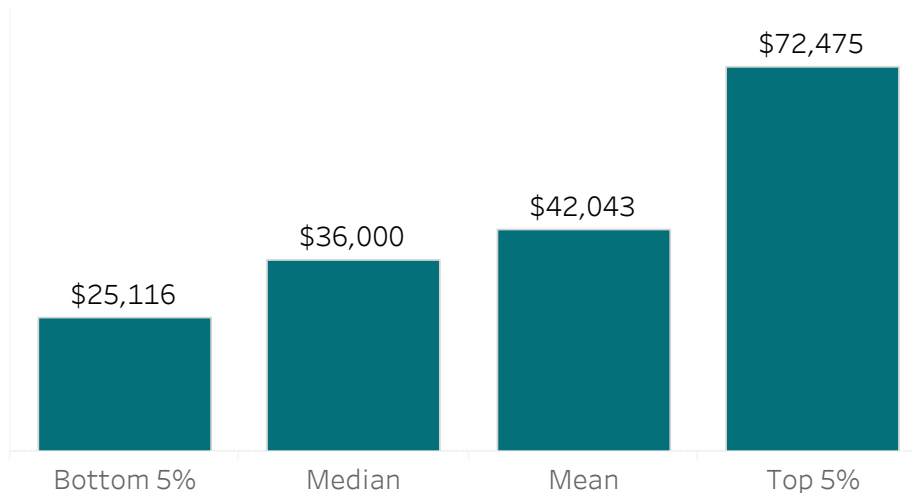
Graduate Activity - 2019-20



Three Year Comparison of Employed Respondents

	2018-19	2019-20
Number of Graduates	25	19
Number of Respondents	9	11
Number of Employed Respondents	8	10
Percentage of Employed Respondents	89%	91%
Number of Respondents Employed in Training Related Occupations	4	5
Percentage of Respondents Employed in Training Related Occupations	44%	45%

Salary - Last Three Years



Note: "Salary - Last Three Years" does not currently have 3 years of data available.

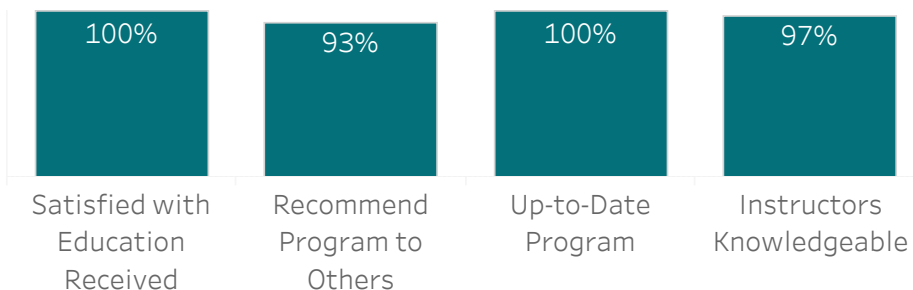


Science Laboratory Technology

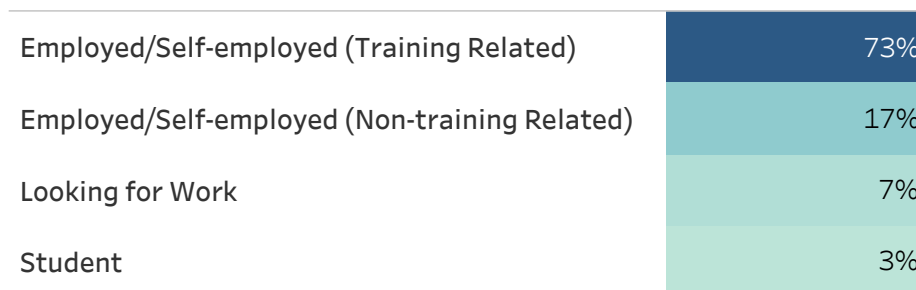
Diploma

This program provides the applied skills required to succeed in a wide variety of professional scientific work environments. The course work emphasizes the application of standard and specialized laboratory techniques across scientific disciplines, ensuring students receive practical, job-ready experience; and learn specialized skills in immunology, molecular biology, tissue culture and instrumentation.

Satisfaction - 2019-20



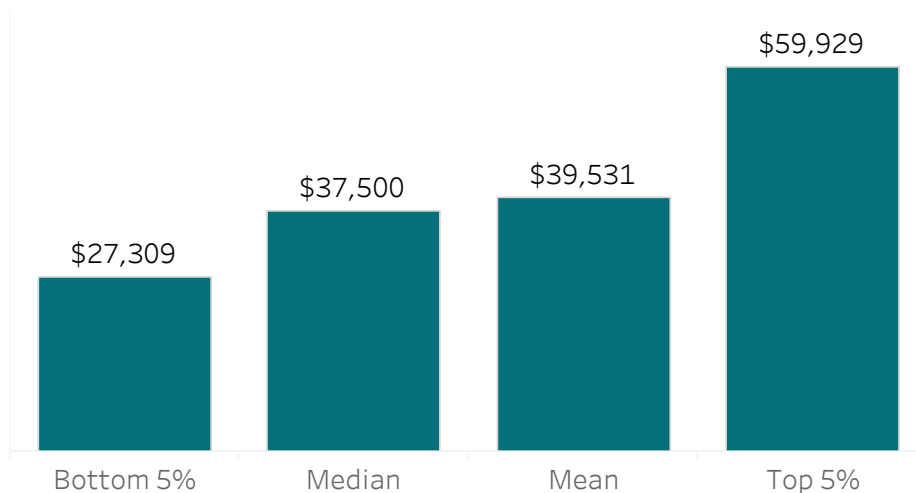
Graduate Activity - 2019-20



Three Year Comparison of Employed Respondents

	2017-18	2018-19	2019-20
Number of Graduates	36	32	35
Number of Respondents	16	19	30
Number of Employed Respondents	14	18	27
Percentage of Employed Respondents	88%	95%	90%
Number of Respondents Employed in Training Related Occupations	13	17	22
Percentage of Respondents Employed in Training Related Occupations	81%	89%	73%

Salary - Last Three Years



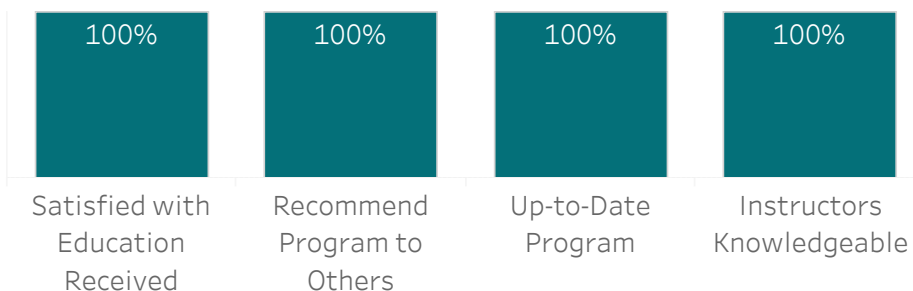


Veterinary Technology

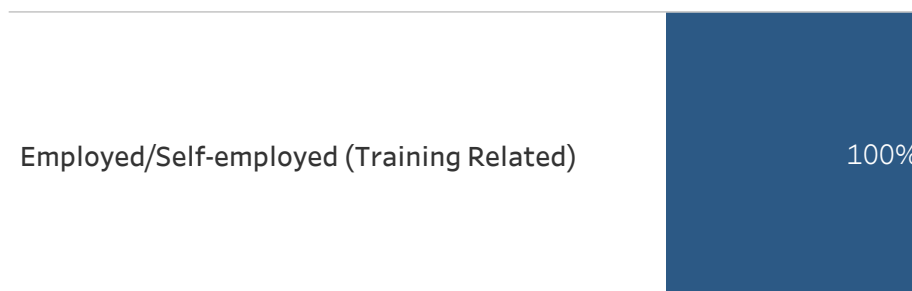
Diploma

This program provides the knowledge and skills needed to perform a variety of veterinary medical procedures, such as: anesthesia induction and monitoring, drug dosage calculations, surgical and animal nursing, laboratory testing, diagnostic imaging, dentistry, emergency care, routine veterinary clinic and office procedures. Graduates are qualified to work under the supervision of a licensed veterinarian in companion animal, large animal, and specialty practices. Graduates may also find employment with zoos, research institutes, livestock operations, wildlife services, animal shelters, government agencies, or pharmaceutical sales companies.

Satisfaction - 2019-20



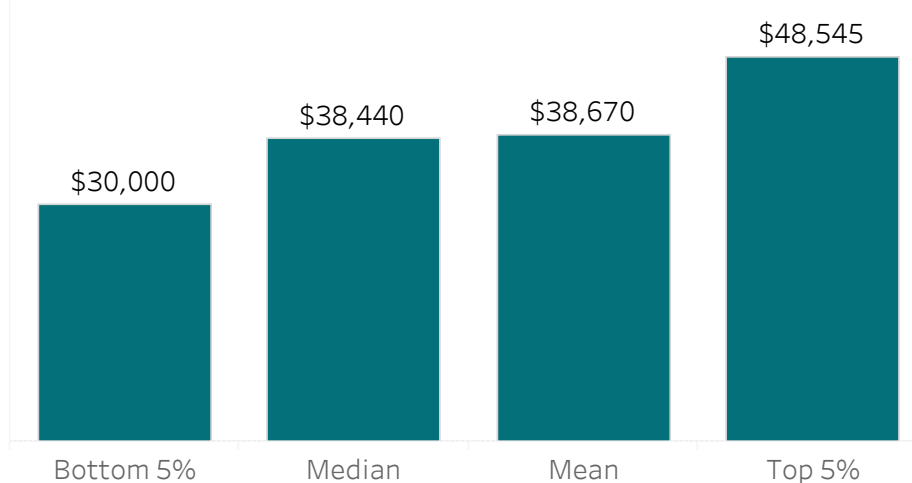
Graduate Activity - 2019-20



Three Year Comparison of Employed Respondents

	2017-18	2018-19	2019-20
Number of Graduates	19	23	23
Number of Respondents	12	16	17
Number of Employed Respondents	12	16	17
Percentage of Employed Respondents	100%	100%	100%
Number of Respondents Employed in Training Related Occupations	12	15	17
Percentage of Respondents Employed in Training Related Occupations	100%	94%	100%

Salary - Last Three Years

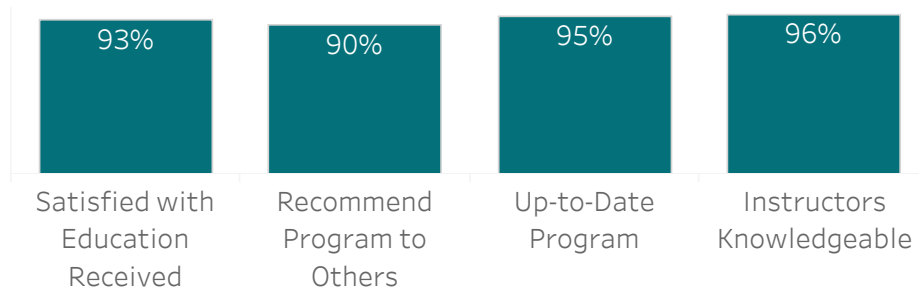




All Programs in Nursing

Students taking programs in the Nursing division learn the skills needed to work in hospitals, clinics, and care facilities, as nurses or health care aides.

Satisfaction - 2019-20



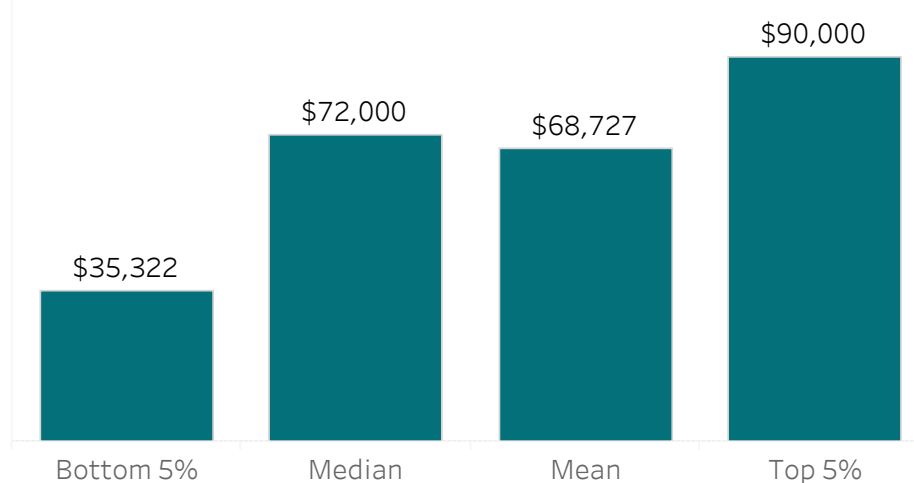
Three Year Comparison of Employed Respondents

	2017-18	2018-19	2019-20
Number of Graduates	193	169	150
Number of Respondents	113	104	86
Number of Employed Respondents	110	102	82
Percentage of Employed Respondents	97%	98%	95%
Number of Respondents Employed in Training Related Occupations	102	99	79
Percentage of Respondents Employed in Training Related Occupations	90%	95%	92%

Graduate Activity - 2019-20

Employed/Self-employed (Training Related)	92%
Employed/Self-employed (Non-training Related)	3%
Looking for Work	1%
Student	2%
Not Looking for Work	1%

Salary - Last Three Years



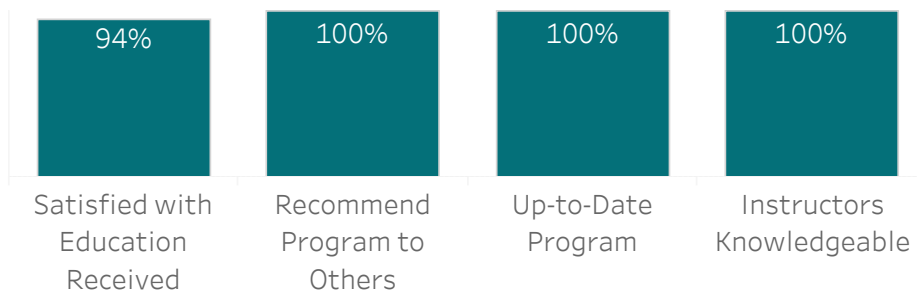


Health Care Aide

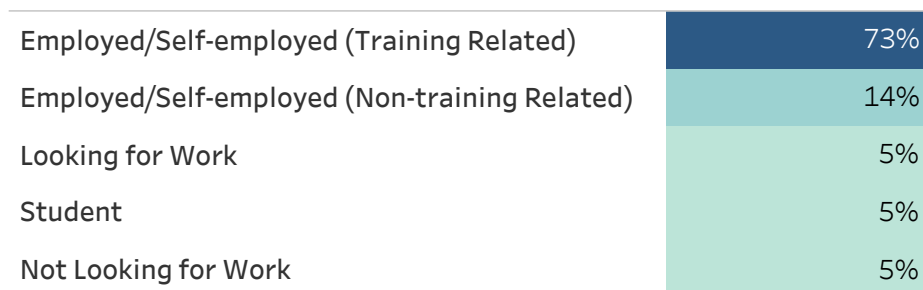
Certificate

This program develops the knowledge and skills you need to become a health care worker who, under the supervision of a nurse, assists hospital patients, personal care home residents, or home care clients. Health care aides help people to remain independent by assisting them with their physical, emotional, and social needs and their daily activities.

Satisfaction - 2019-20



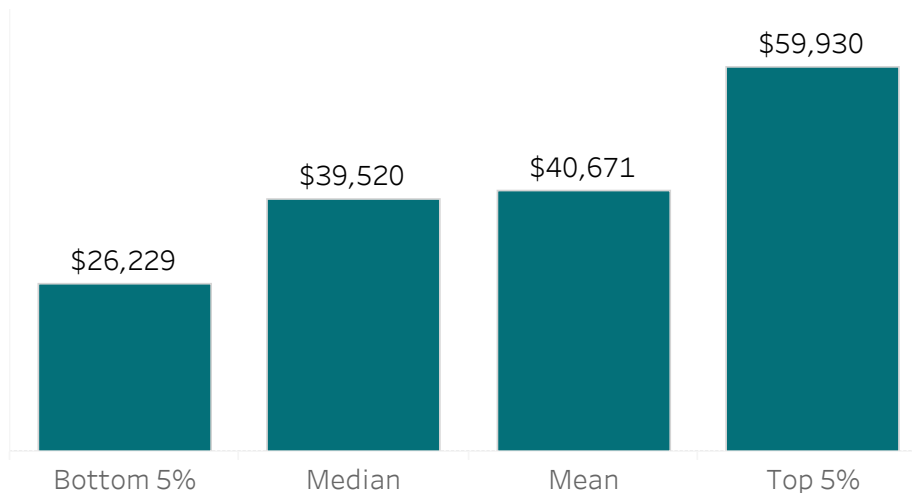
Graduate Activity - 2019-20



Three Year Comparison of Employed Respondents

	2017-18	2018-19	2019-20
Number of Graduates	37	33	36
Number of Respondents	24	22	22
Number of Employed Respondents	23	20	19
Percentage of Employed Respondents	96%	91%	86%
Number of Respondents Employed in Training Related Occupations	19	19	16
Percentage of Respondents Employed in Training Related Occupations	79%	86%	73%

Salary - Last Three Years

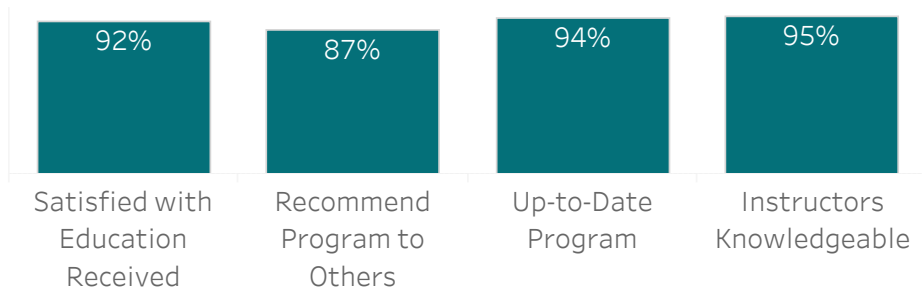


Nursing

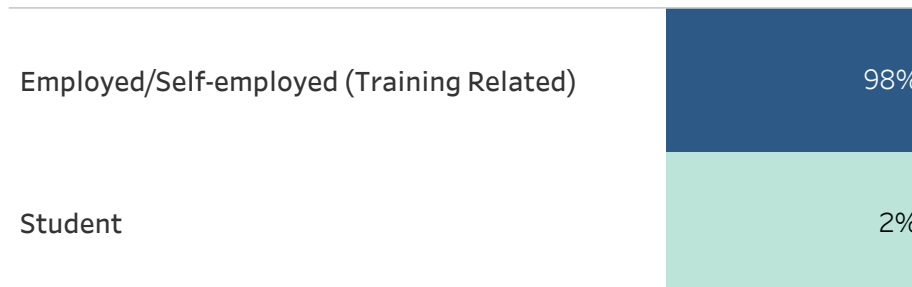
Degree

Following successful completion of the program, graduates receive a Bachelor of Nursing (BN) degree from RRC Polytech and are eligible to apply to write the Canadian Nurse Registration Exam (CRNE). When the national exam has been successfully completed, graduates are eligible to apply to become a member of the College of Registered Nurses of Manitoba (CRNM) and legally use the designation Registered Nurse (RN). Graduates of the Nursing program have the educational credentials to be employed in all areas where the expertise of a professional RN is required.

Satisfaction - 2019-20



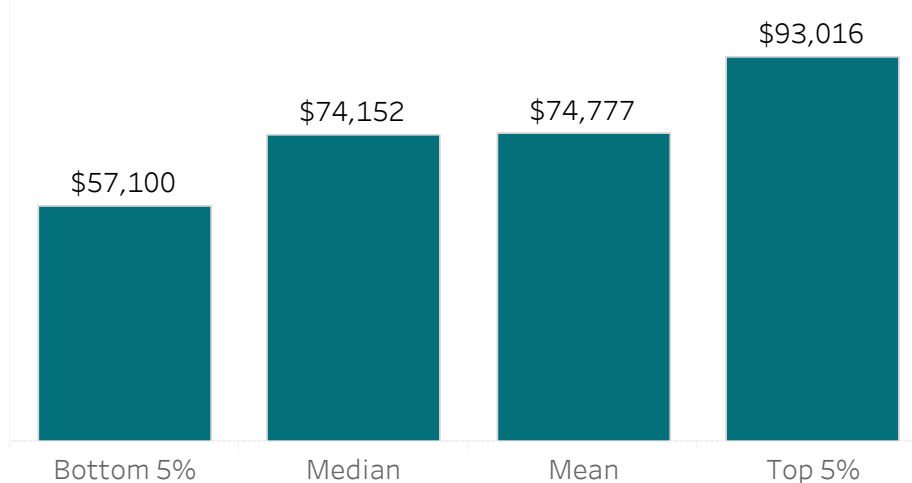
Graduate Activity - 2019-20



Three Year Comparison of Employed Respondents

	2017-18	2018-19	2019-20
Number of Graduates	134	118	114
Number of Respondents	75	75	64
Number of Employed Respondents	74	75	63
Percentage of Employed Respondents	99%	100%	98%
Number of Respondents Employed in Training Related Occupations	73	73	63
Percentage of Respondents Employed in Training Related Occupations	97%	97%	98%

Salary - Last Three Years

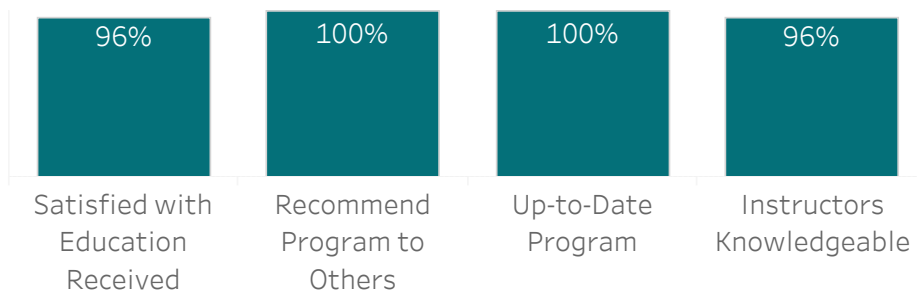




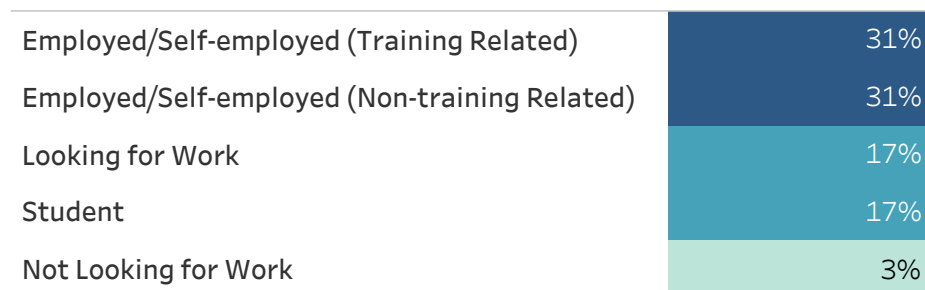
All Programs in Indigenous Education

The Indigenous Education division offers a number of academic programs including the ACCESS Model Program. Programs in this division prepare students further education or work in culinary, community development, or Indigenous languages fields, among others.

Satisfaction - 2019-20



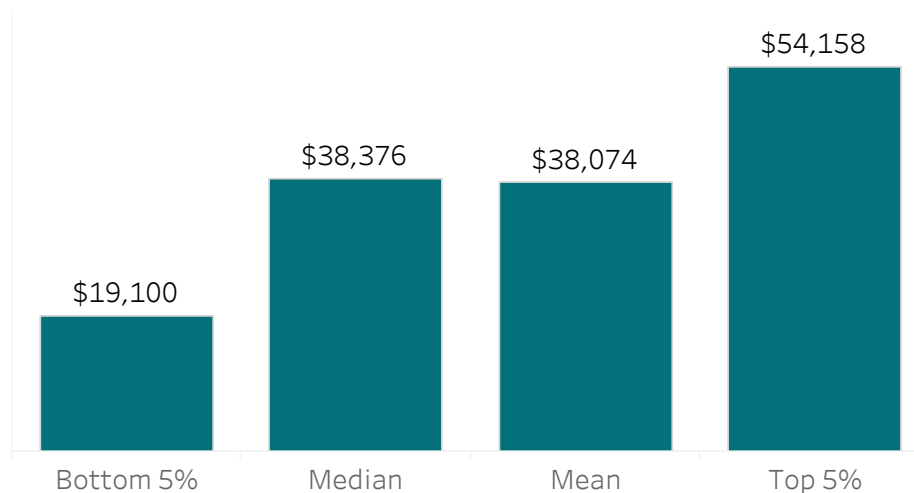
Graduate Activity - 2019-20



Three Year Comparison of Employed Respondents

	2017-18	2018-19	2019-20
Number of Graduates	66	54	47
Number of Respondents	44	32	29
Number of Employed Respondents	38	17	18
Percentage of Employed Respondents	86%	53%	62%
Number of Respondents Employed in Training Related Occupations	26	13	9
Percentage of Respondents Employed in Training Related Occupations	59%	41%	31%

Salary - Last Three Years





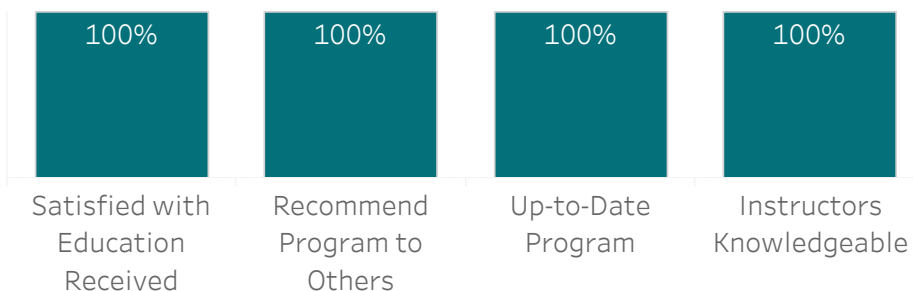
Foundations in Social Innovation and Community Development

Diploma

Social innovation brings new perspectives to existing ways of decision-making in today's world. In this program, students will discover the tremendous capacities of communities and individuals looking to initiate systems change. In the second year of studies, students can specialize in either Community Development or Social Entrepreneurship.

No salary data to display: too small a sample where $n < 5$ responses with salary data.

Satisfaction - 2019-20



Graduate Activity - 2019-20

Employed/Self-employed (Training Related)	17%
Employed/Self-employed (Non-training Related)	50%
Looking for Work	17%
Student	17%

Three Year Comparison of Employed Respondents

2019-20

Number of Graduates	7
Number of Respondents	6
Number of Employed Respondents	4
Percentage of Employed Respondents	67%
Number of Respondents Employed in Training Related Occupations	1
Percentage of Respondents Employed in Training Related Occupations	17%

Salary - Last Three Years

There is no salary to be reported



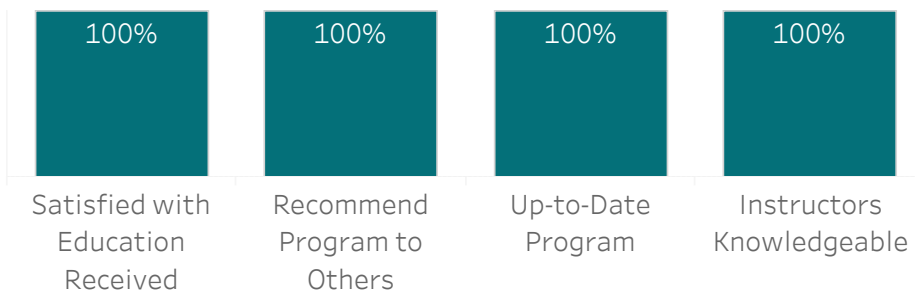
Indigenous Language - Cree

Certificate

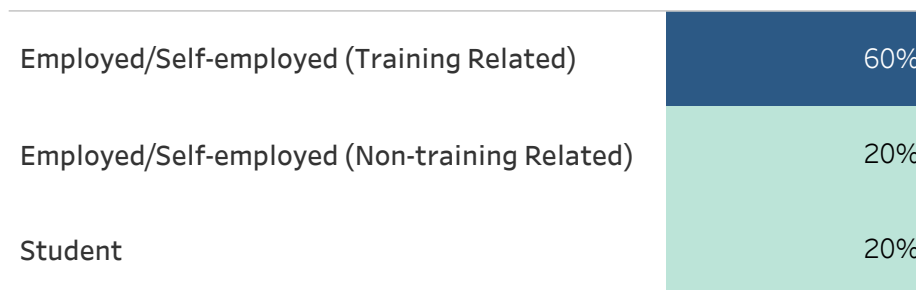
Students learn the fundamentals to read, write and speak (Inninee) Cree in a program grounded in Indigenous worldviews. Help meet the Indigenous language revitalization needs within Manitoba communities and support reconciliation by acquiring the skills to achieve successful employment.

No salary data to display: too small a sample where $n < 5$ responses with salary data.

Satisfaction - 2019-20



Graduate Activity - 2019-20



Three Year Comparison of Employed Respondents

2019-20

Number of Graduates	6
Number of Respondents	5
Number of Employed Respondents	4
Percentage of Employed Respondents	80%
Number of Respondents Employed in Training Related Occupations	3
Percentage of Respondents Employed in Training Related Occupations	60%

Salary - Last Three Years

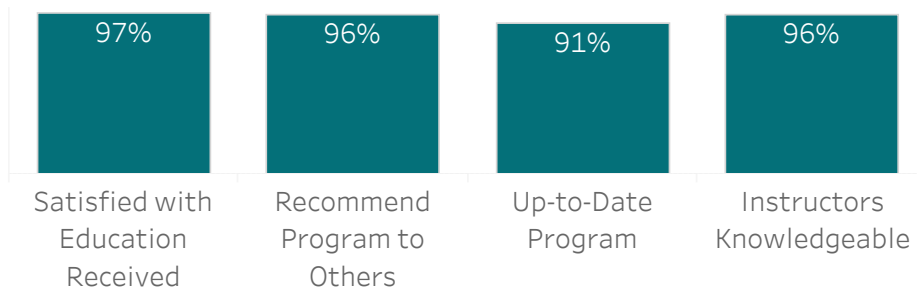
There is no salary to be reported



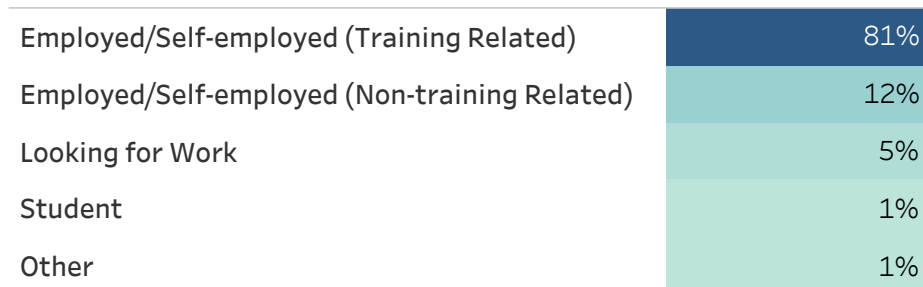
All Programs in Regional Campuses

RRC Polytech Regional Campuses offer full-time diploma and certificate programs across many disciplines focused on skills to meet the needs of industry and communities within their respective regions of Manitoba. Regional Campuses also offer a host of part-time courses and workshops for those looking to gain new skills or to support career advancement. We are excited to work with students, community and industry to support learning needs through our current and customized options to support economic and personal growth.

Satisfaction - 2019-20



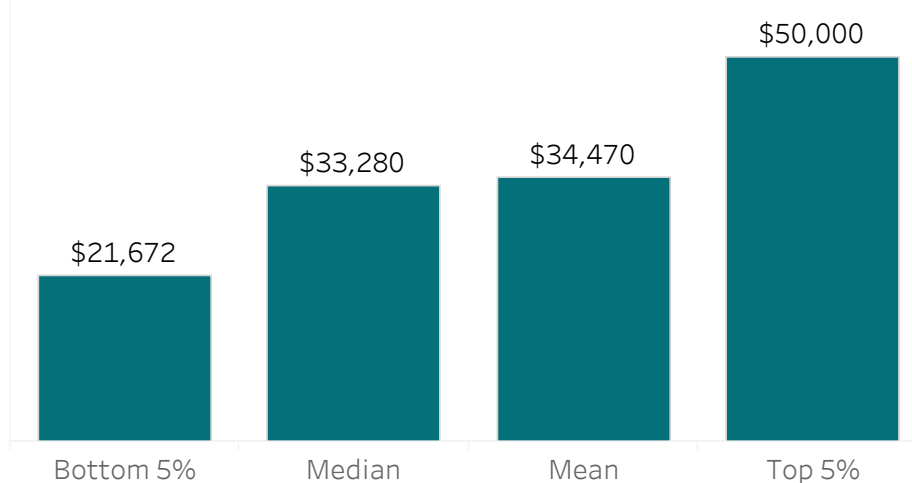
Graduate Activity - 2019-20



Three Year Comparison of Employed Respondents

	2017-18	2018-19	2019-20
Number of Graduates	192	203	200
Number of Respondents	139	136	121
Number of Employed Respondents	124	130	113
Percentage of Employed Respondents	89%	96%	93%
Number of Respondents Employed in Training Related Occupations	107	117	98
Percentage of Respondents Employed in Training Related Occupations	77%	86%	81%

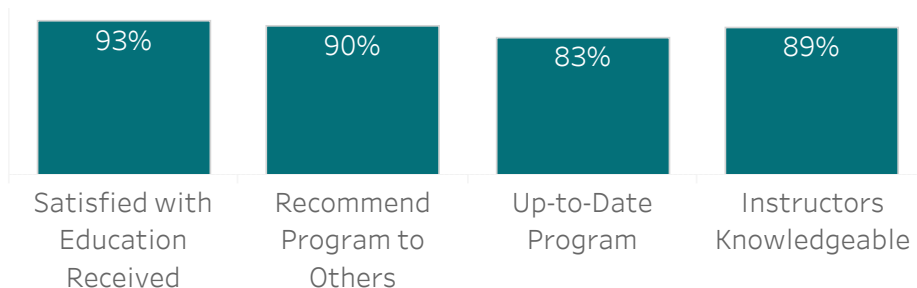
Salary - Last Three Years



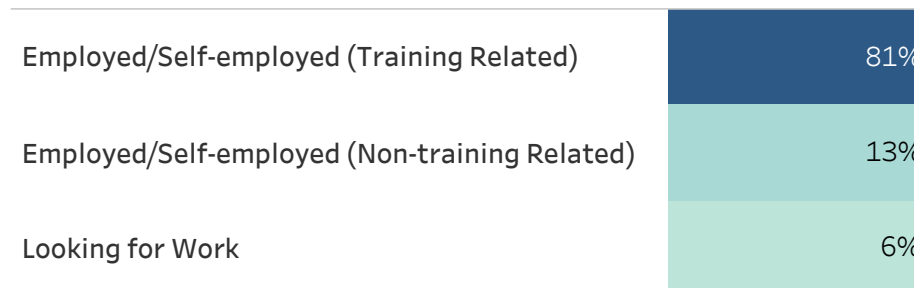
All Programs in Interlake Campus

The RRC Polytech Interlake Campuses (Interlake Campus and Peguis - Fisher River Campus) serve the communities in the Interlake and North Eastman region by providing a variety of community based programs and part-time courses.

Satisfaction - 2019-20



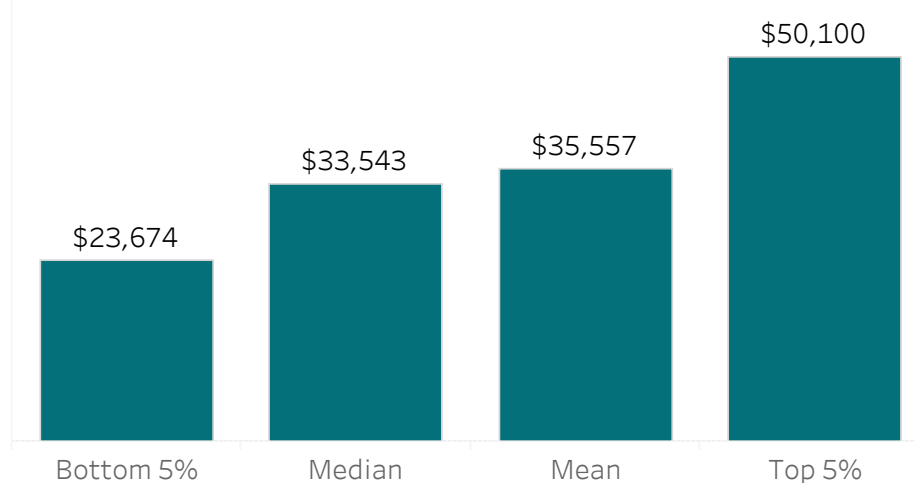
Graduate Activity - 2019-20



Three Year Comparison of Employed Respondents

	2017-18	2018-19	2019-20
Number of Graduates	58	31	60
Number of Respondents	38	18	32
Number of Employed Respondents	33	16	30
Percentage of Employed Respondents	87%	89%	94%
Number of Respondents Employed in Training Related Occupations	27	16	26
Percentage of Respondents Employed in Training Related Occupations	71%	89%	81%

Salary - Last Three Years



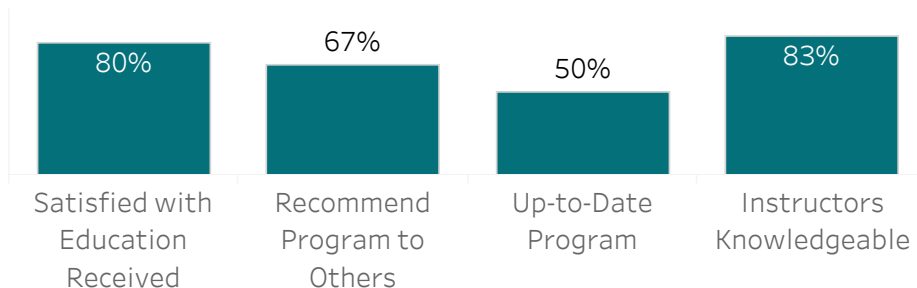


Administrative Assistant

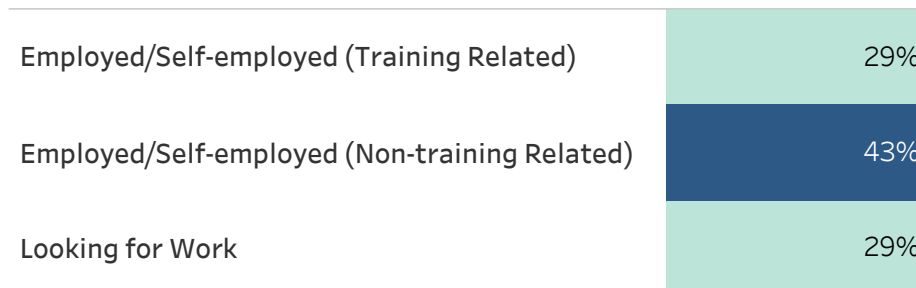
Certificate

This program focuses on the administrative and technical skills needed to meet the demands of the current and emerging office environment. The program provides both the theory and practice for you to succeed in an entry-level administrative position. After successful completion of the program graduates will be knowledgeable in business office software, administrative procedures, communication, teamwork, and problem-solving.

Satisfaction - 2019-20



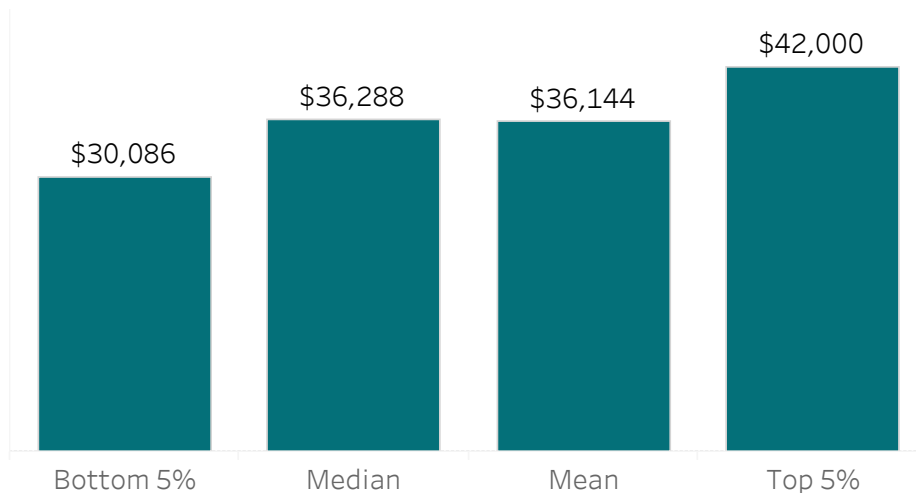
Graduate Activity - 2019-20



Three Year Comparison of Employed Respondents

	2017-18	2019-20
Number of Graduates	6	9
Number of Respondents	4	7
Number of Employed Respondents	4	5
Percentage of Employed Respondents	100%	71%
Number of Respondents Employed in Training Related Occupations	4	2
Percentage of Respondents Employed in Training Related Occupations	100%	29%

Salary - Last Three Years



Note: "Salary - Last Three Years" does not currently have 3 years of data available.

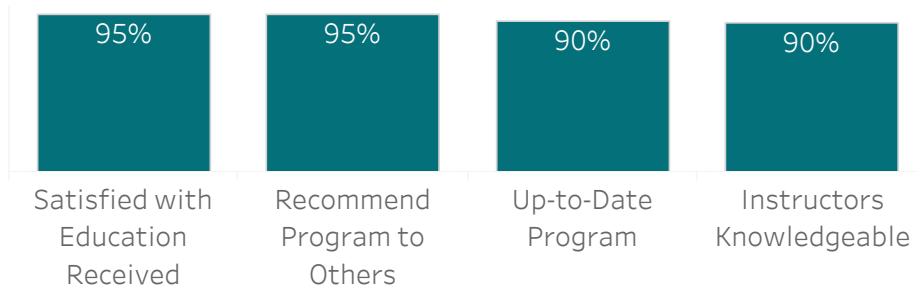


Health Care Aide

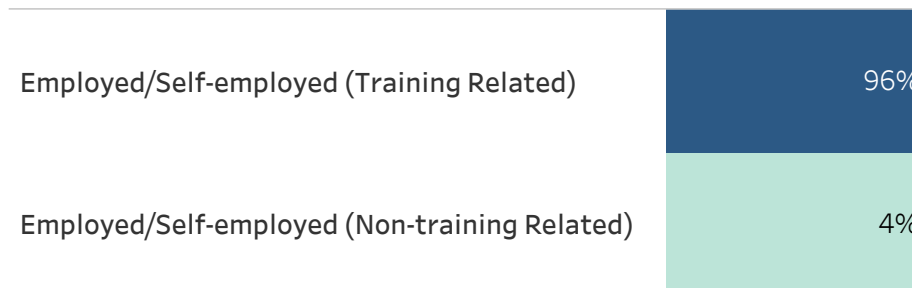
Certificate

This program develops the knowledge and skills you need to become a health care worker who, under the supervision of a nurse, assists hospital patients, personal care home residents, or home care clients. Health care aides help people to remain independent by assisting them with their physical, emotional, and social needs and their daily activities.

Satisfaction - 2019-20



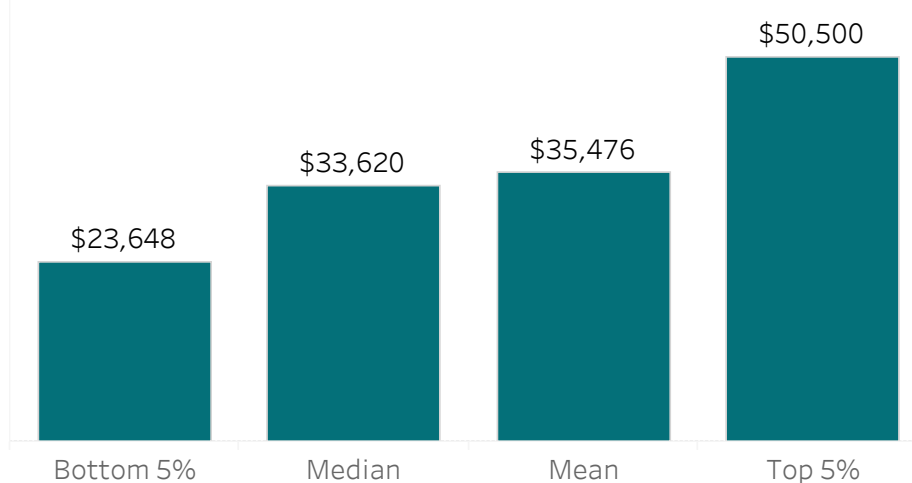
Graduate Activity - 2019-20



Three Year Comparison of Employed Respondents

	2017-18	2018-19	2019-20
Number of Graduates	22	10	43
Number of Respondents	13	4	23
Number of Employed Respondents	12	4	23
Percentage of Employed Respondents	92%	100%	100%
Number of Respondents Employed in Training Related Occupations	11	4	22
Percentage of Respondents Employed in Training Related Occupations	85%	100%	96%

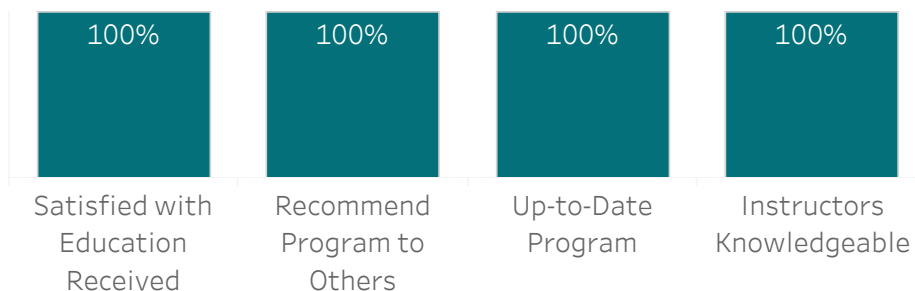
Salary - Last Three Years



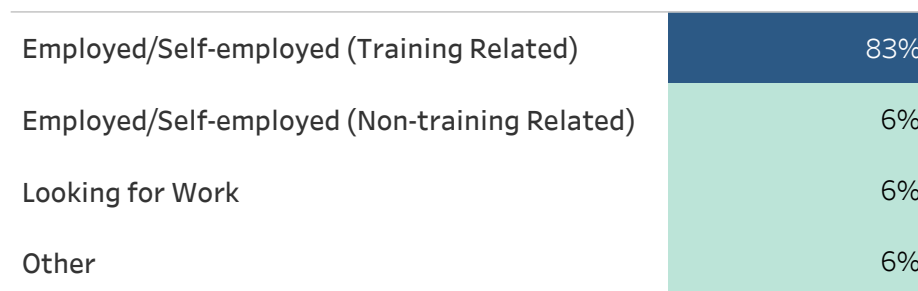
All Programs in Portage Campus

The RRC Polytech Portage Campus offers a broad range of full-time diploma and certificate programs, as well as part-time courses and workshops to students living in the central plains region of Manitoba.

Satisfaction - 2019-20



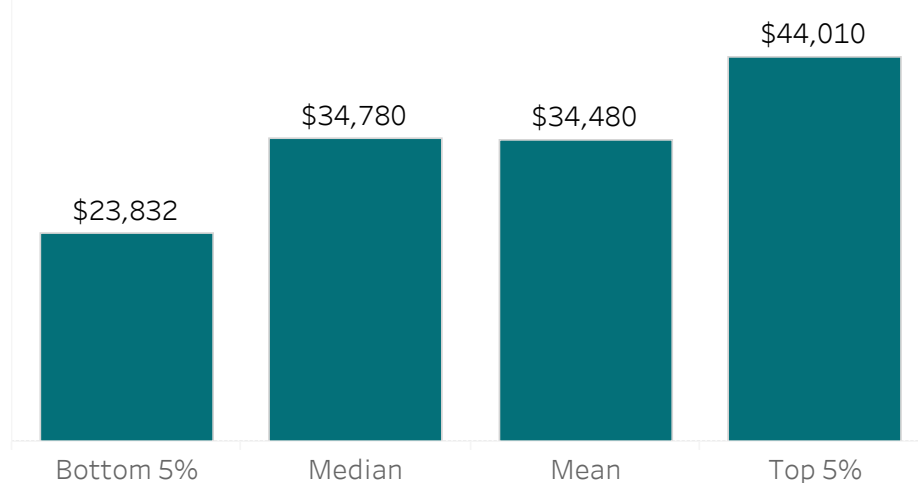
Graduate Activity - 2019-20



Three Year Comparison of Employed Respondents

	2017-18	2018-19	2019-20
Number of Graduates	31	36	25
Number of Respondents	21	32	18
Number of Employed Respondents	16	30	16
Percentage of Employed Respondents	76%	94%	89%
Number of Respondents Employed in Training Related Occupations	15	29	15
Percentage of Respondents Employed in Training Related Occupations	71%	91%	83%

Salary - Last Three Years



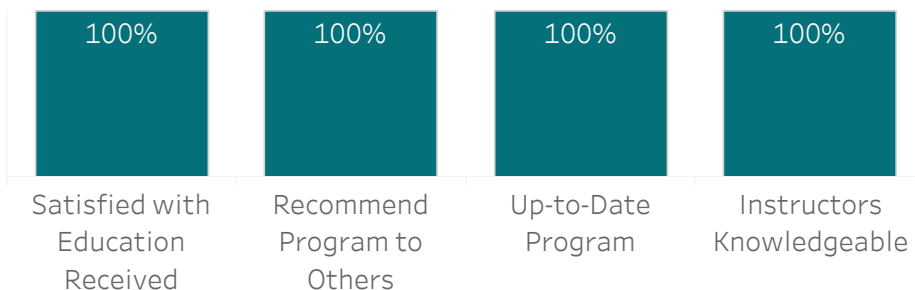


Health Care Aide

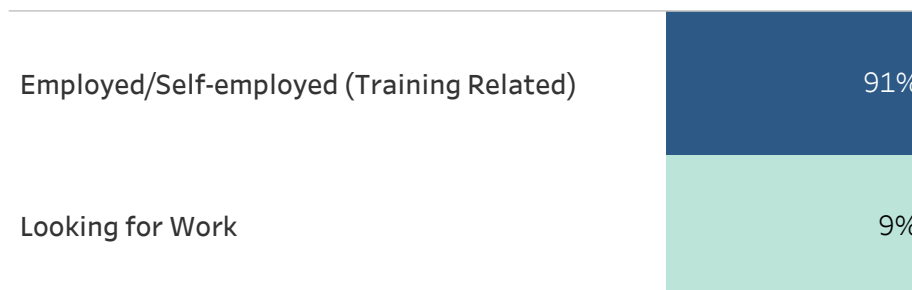
Certificate

This program develops the knowledge and skills needed to become a health care worker who, under the supervision of a nurse, assists hospital patients, personal care home residents, or home care clients. Health care aides help people to remain independent by assisting them with their physical, emotional, and social needs and their daily activities.

Satisfaction - 2019-20



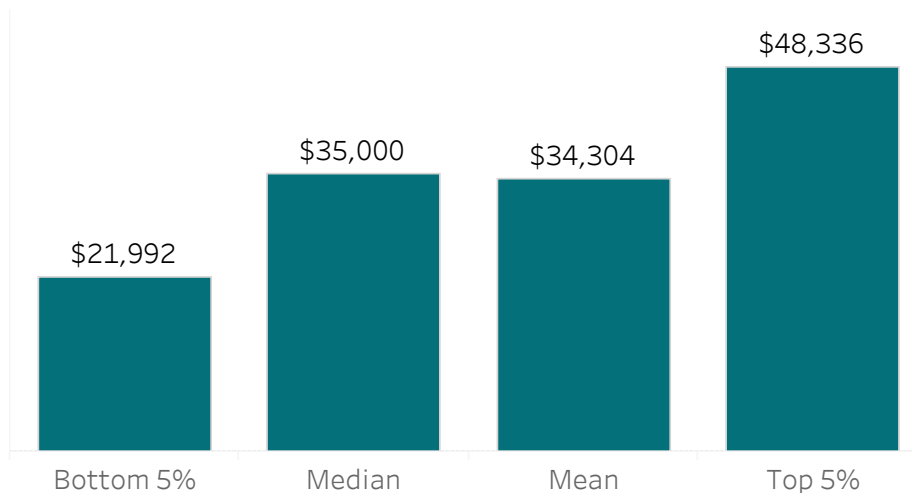
Graduate Activity - 2019-20



Three Year Comparison of Employed Respondents

	2017-18	2018-19	2019-20
Number of Graduates	23	12	14
Number of Respondents	15	9	11
Number of Employed Respondents	11	9	10
Percentage of Employed Respondents	73%	100%	91%
Number of Respondents Employed in Training Related Occupations	11	9	10
Percentage of Respondents Employed in Training Related Occupations	73%	100%	91%

Salary - Last Three Years

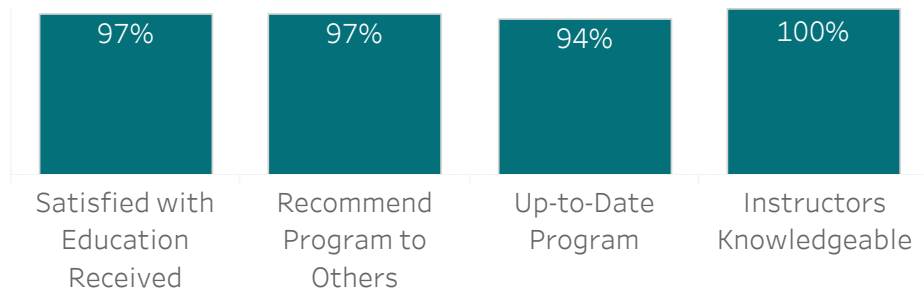




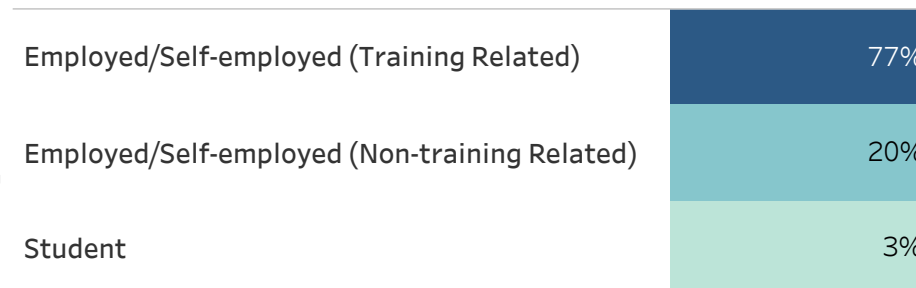
All Programs in Steinbach Campus

RRC Polytech's Steinbach Campus offers a broad range of education and training opportunities in business, health care, and education.

Satisfaction - 2019-20



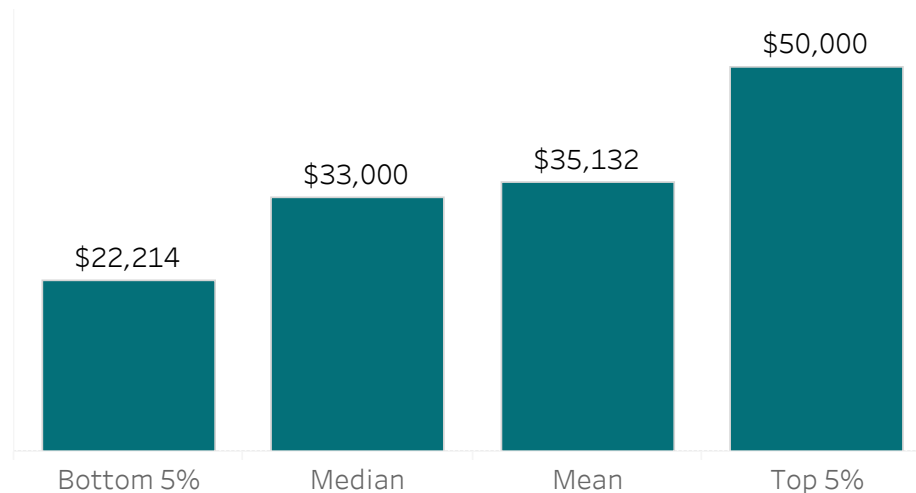
Graduate Activity - 2019-20



Three Year Comparison of Employed Respondents

	2017-18	2018-19	2019-20
Number of Graduates	42	64	59
Number of Respondents	32	42	35
Number of Employed Respondents	28	41	34
Percentage of Employed Respondents	88%	98%	97%
Number of Respondents Employed in Training Related Occupations	24	35	27
Percentage of Respondents Employed in Training Related Occupations	75%	83%	77%

Salary - Last Three Years



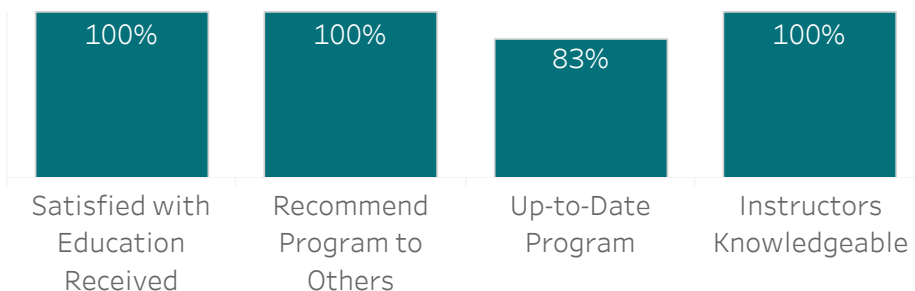


Business, Accounting & Management

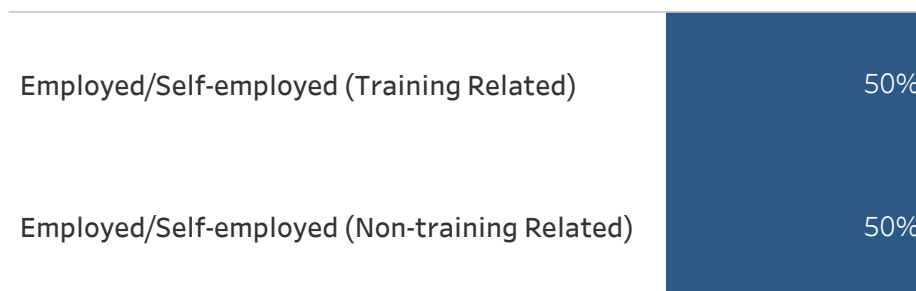
Certificate

This comprehensive program develops skills in core areas of business and provides up-to-date training in computers, accounting, business writing and human resource management. Students spend nine months on classroom training and then finish with a three-week work placement with a local employer, where they can gain valuable hands-on experience in a business environment. On completion of the program, graduates will be ready for employment in a business/accounting environment.

Satisfaction - 2019-20



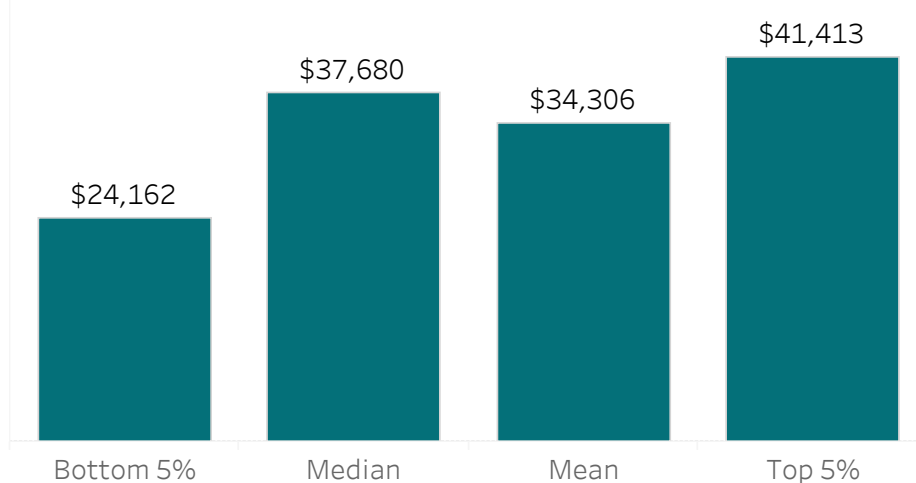
Graduate Activity - 2019-20



Three Year Comparison of Employed Respondents

	2017-18	2018-19	2019-20
Number of Graduates	6	10	17
Number of Respondents	4	8	8
Number of Employed Respondents	4	7	8
Percentage of Employed Respondents	100%	88%	100%
Number of Respondents Employed in Training Related Occupations	3	5	4
Percentage of Respondents Employed in Training Related Occupations	75%	63%	50%

Salary - Last Three Years



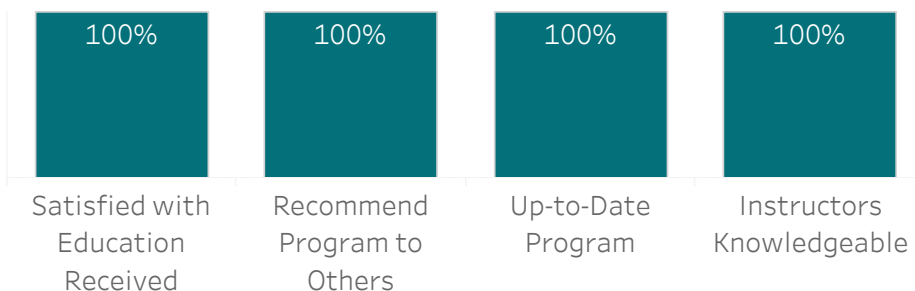


Business Administration - Accounting

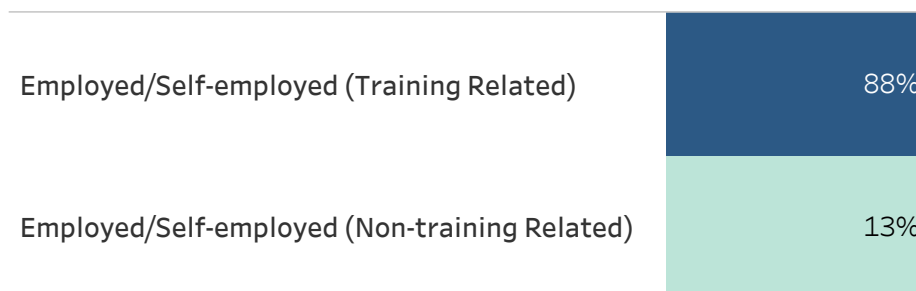
Diploma

This program prepares graduates for a variety of careers in business and management. This major is recommended for students interested in pursuing a professional accounting designation.

Satisfaction - 2019-20



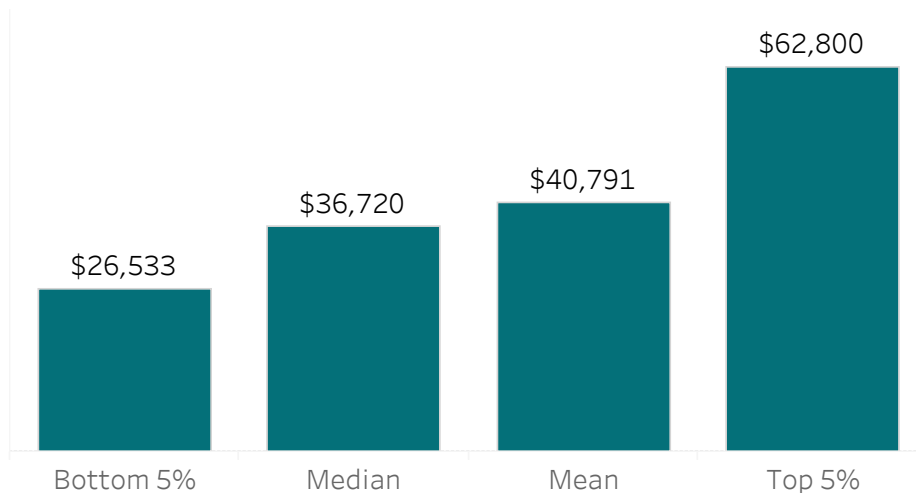
Graduate Activity - 2019-20



Three Year Comparison of Employed Respondents

	2017-18	2018-19	2019-20
Number of Graduates	13	10	10
Number of Respondents	11	6	8
Number of Employed Respondents	11	6	8
Percentage of Employed Respondents	100%	100%	100%
Number of Respondents Employed in Training Related Occupations	9	4	7
Percentage of Respondents Employed in Training Related Occupations	82%	67%	88%

Salary - Last Three Years





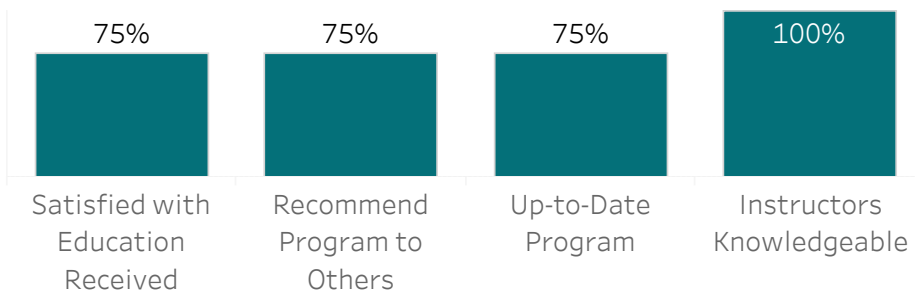
Business Administration - Administration

Diploma

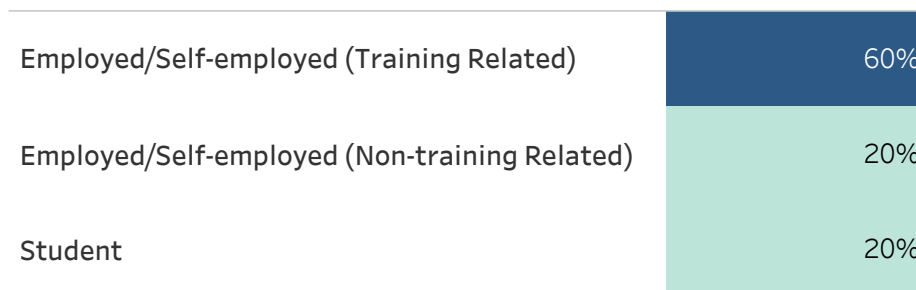
This program prepares graduates for a variety of careers in business and management. Students develop a potential for supervision and management through the study of business-related courses and practical projects.

No salary data to display: too small a sample where $n < 5$ responses with salary data.

Satisfaction - 2019-20



Graduate Activity - 2019-20



Three Year Comparison of Employed Respondents

	2017-18	2019-20
Number of Graduates	2	12
Number of Respondents	2	5
Number of Employed Respondents	1	4
Percentage of Employed Respondents	50%	80%
Number of Respondents Employed in Training Related Occupations	1	3
Percentage of Respondents Employed in Training Related Occupations	50%	60%

Salary - Last Three Years

There is no salary to be reported

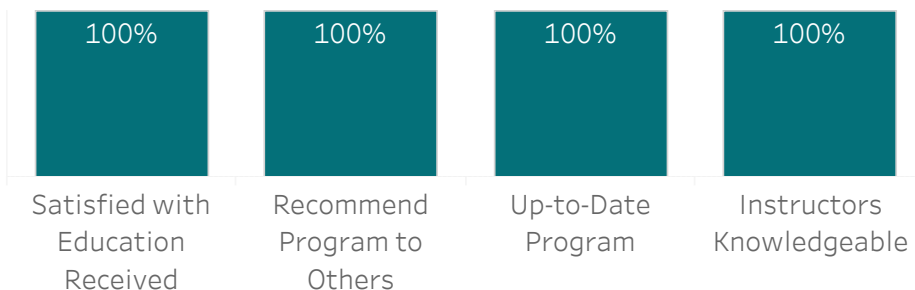


Health Care Aide

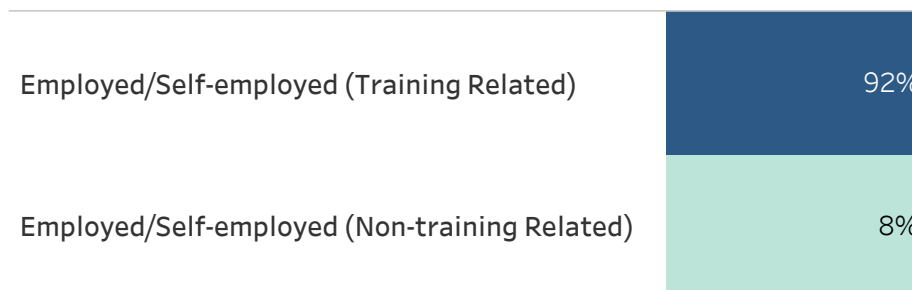
Certificate

This program develops the knowledge and skills needed to become a health care worker who, under the supervision of a nurse, assists hospital patients, personal care home residents, or home care clients. Health care aides help people to remain independent by assisting them with their physical, emotional, and social needs and their daily activities.

Satisfaction - 2019-20



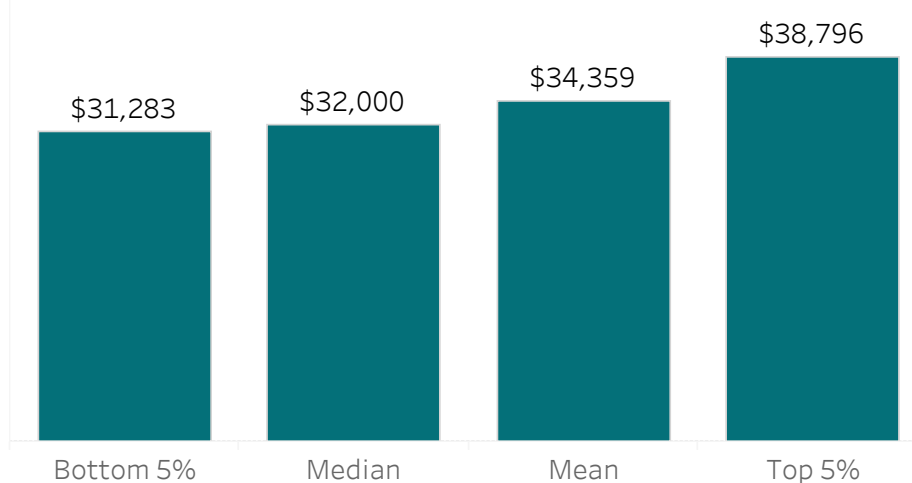
Graduate Activity - 2019-20



Three Year Comparison of Employed Respondents

	2017-18	2018-19	2019-20
Number of Graduates	13	12	19
Number of Respondents	9	8	13
Number of Employed Respondents	8	8	13
Percentage of Employed Respondents	89%	100%	100%
Number of Respondents Employed in Training Related Occupations	7	8	12
Percentage of Respondents Employed in Training Related Occupations	78%	100%	92%

Salary - Last Three Years

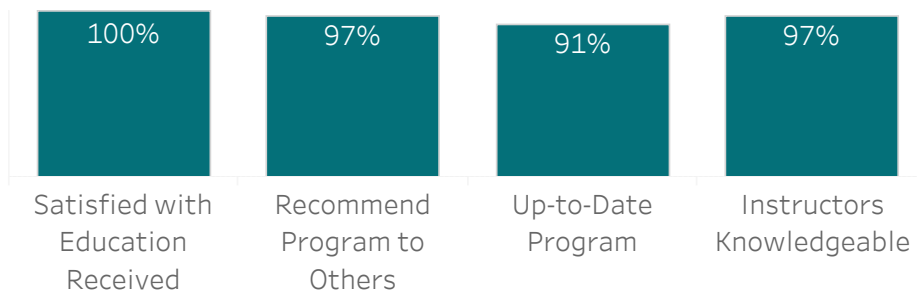




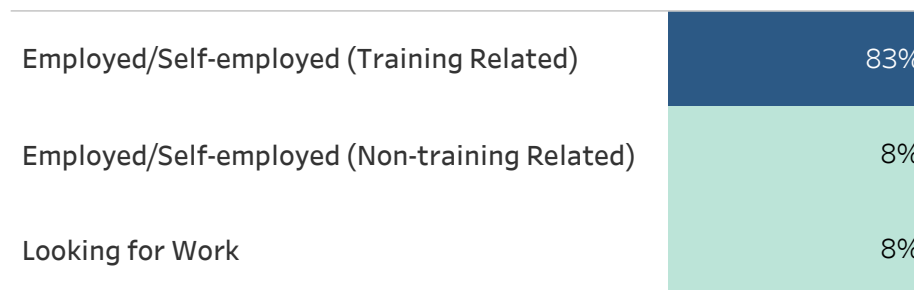
All Programs in Winkler Campus

Winkler Campus provides several full-time programs related to Business, and Community Services, as well as a wide variety of part-time courses.

Satisfaction - 2019-20



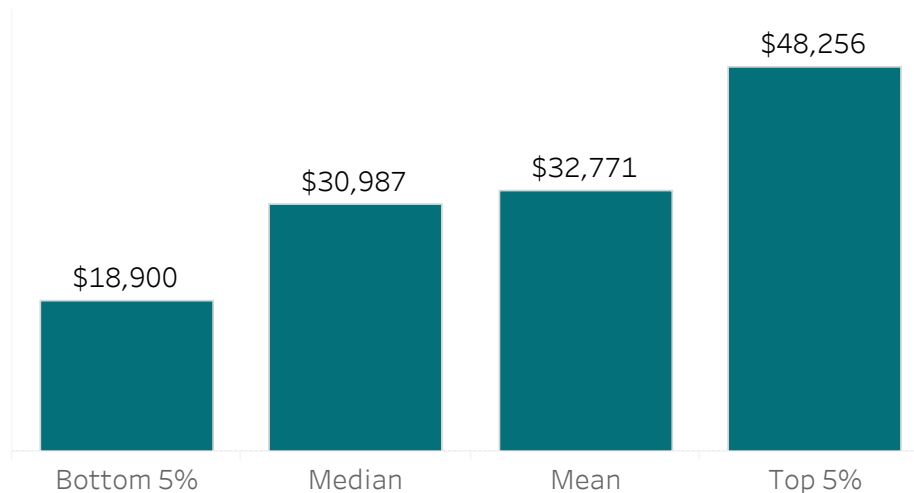
Graduate Activity - 2019-20



Three Year Comparison of Employed Respondents

	2017-18	2018-19	2019-20
Number of Graduates	56	67	56
Number of Respondents	45	43	36
Number of Employed Respondents	44	42	33
Percentage of Employed Respondents	98%	98%	92%
Number of Respondents Employed in Training Related Occupations	38	36	30
Percentage of Respondents Employed in Training Related Occupations	84%	84%	83%

Salary - Last Three Years



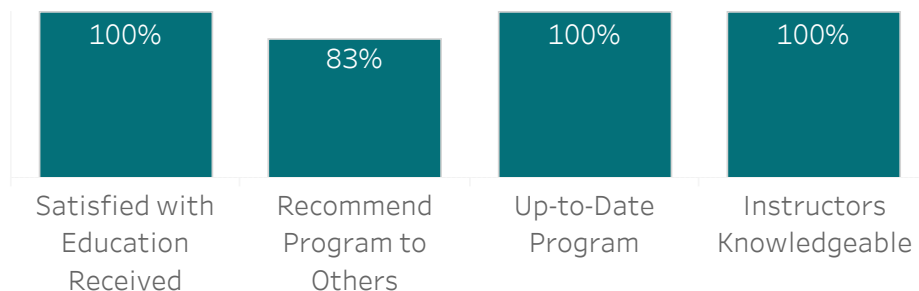


Administrative Assistant

Certificate

This program focuses on the administrative and technical skills needed to meet the demands of the current and emerging office environment. The program provides both the theory and practice for success in an entry-level administrative position. After successful completion of the program graduates will be knowledgeable in business office software, administrative procedures, communication, teamwork, and problem-solving.

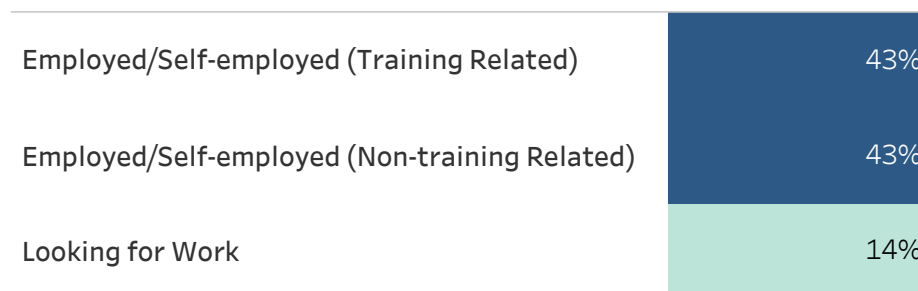
Satisfaction - 2019-20



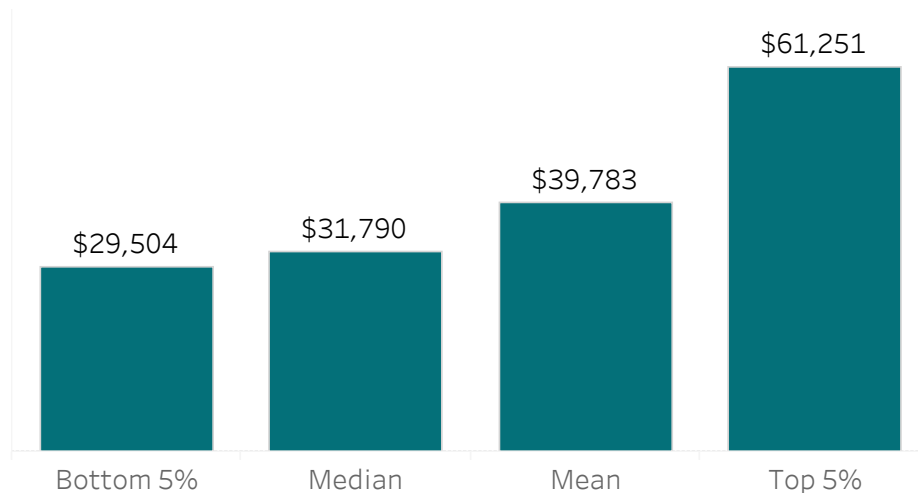
Three Year Comparison of Employed Respondents

	2017-18	2018-19	2019-20
Number of Graduates	4	8	9
Number of Respondents	3	5	7
Number of Employed Respondents	3	5	6
Percentage of Employed Respondents	100%	100%	86%
Number of Respondents Employed in Training Related Occupations	3	4	3
Percentage of Respondents Employed in Training Related Occupations	100%	80%	43%

Graduate Activity - 2019-20



Salary - Last Three Years



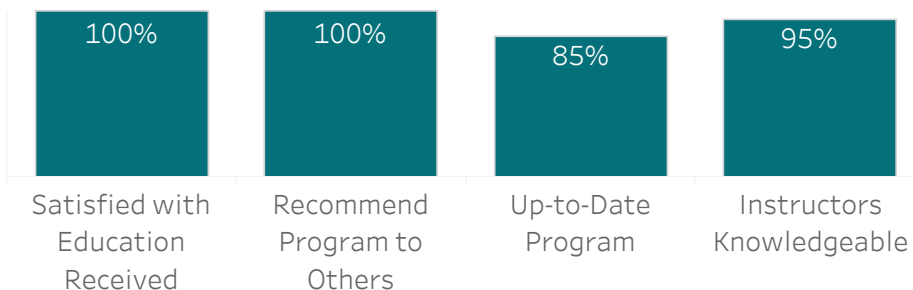


Health Care Aide

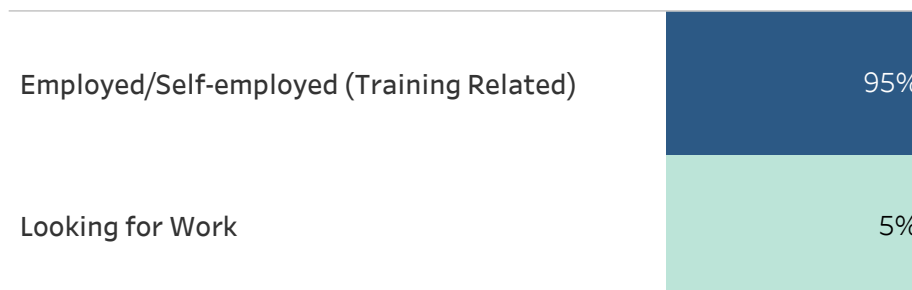
Certificate

This program develops the knowledge and skills needed to become a health care worker who, under the supervision of a nurse, assists hospital patients, personal care home residents, or home care clients. Health care aides help people to remain independent by assisting them with their physical, emotional, and social needs and their daily activities.

Satisfaction - 2019-20



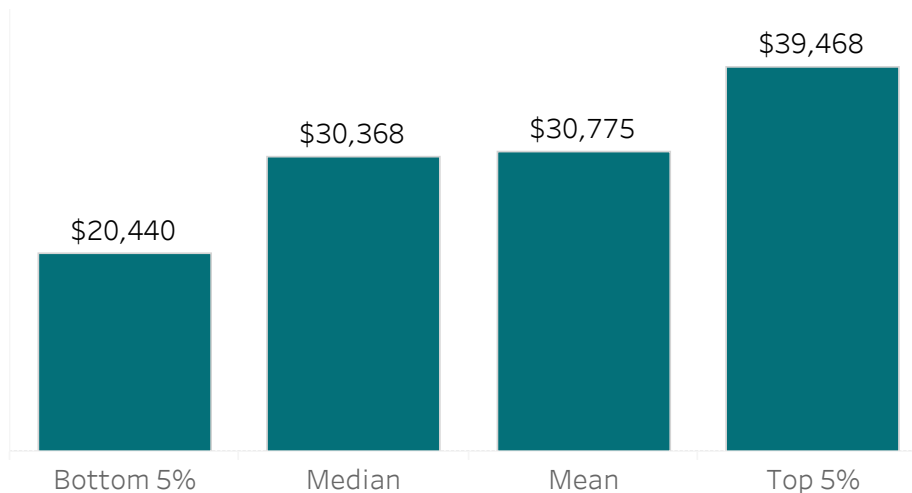
Graduate Activity - 2019-20



Three Year Comparison of Employed Respondents

	2017-18	2018-19	2019-20
Number of Graduates	25	26	31
Number of Respondents	18	19	21
Number of Employed Respondents	17	19	20
Percentage of Employed Respondents	94%	100%	95%
Number of Respondents Employed in Training Related Occupations	17	19	20
Percentage of Respondents Employed in Training Related Occupations	94%	100%	95%

Salary - Last Three Years

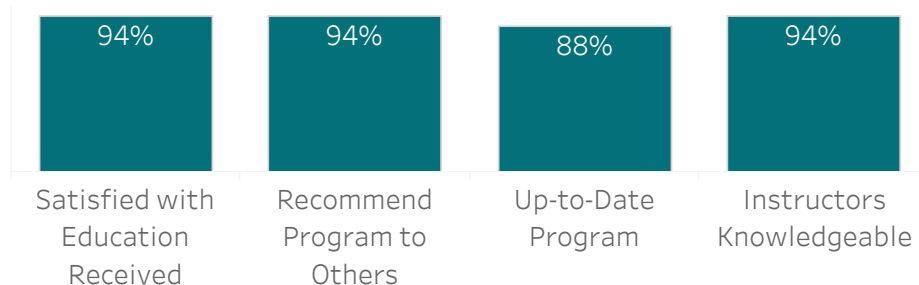




All Programs in Skilled Trades & Technology

Skilled Trades & Technology comprises six divisions: Civil Engineering Technology, Construction Trades, Electrical/Electronics and Electrical, Mechanical & Manufacturing, Stevenson Aviation & Aerospace Training, and Transportation & Heavy Apprenticeship Trades. The School provides trades, technology, and apprenticeship education and occupational training to support the Manitoba economy and infrastructure at certificate, diploma, post diploma, and degree levels.

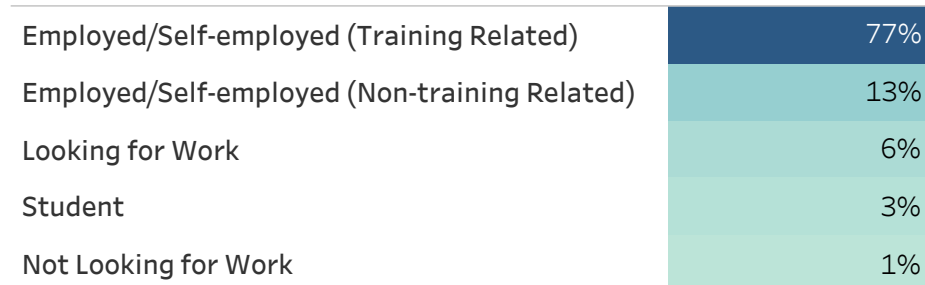
Satisfaction - 2019-20



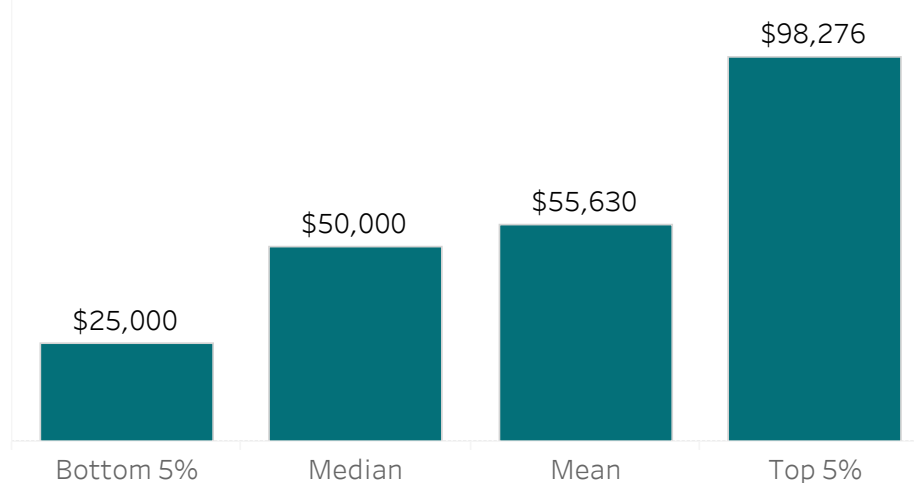
Three Year Comparison of Employed Respondents

	2017-18	2018-19	2019-20
Number of Graduates	1,776	1,725	1,409
Number of Respondents	799	727	639
Number of Employed Respondents	750	685	574
Percentage of Employed Respondents	94%	94%	90%
Number of Respondents Employed in Training Related Occupations	658	597	491
Percentage of Respondents Employed in Training Related Occupations	82%	82%	77%

Graduate Activity - 2019-20



Salary - Last Three Years

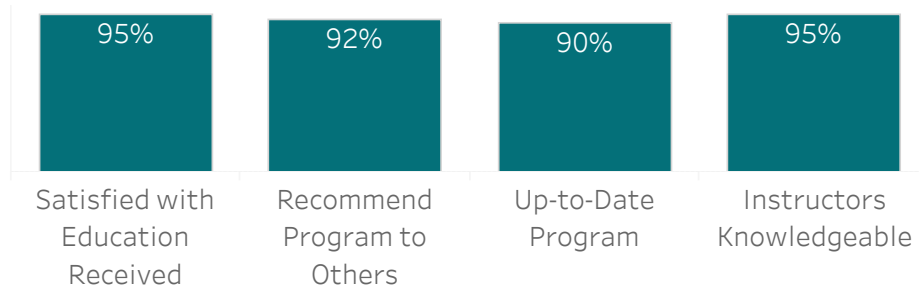




All Programs in Civil Engineering Technology

Students in Civil Engineering programs learn about the design, construction, and maintenance of physical and naturally built environments, such as, roads, water supply, infrastructure projects and systems.

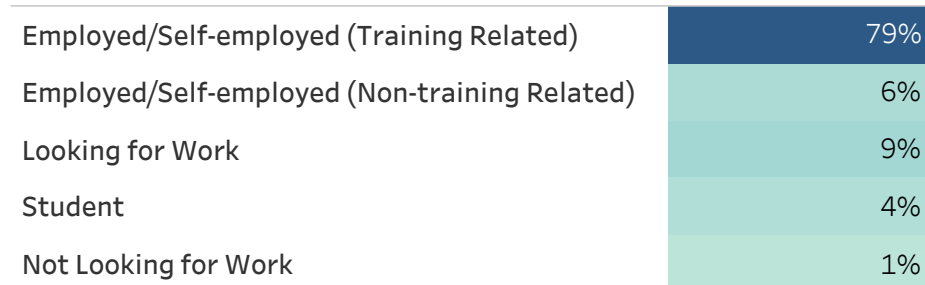
Satisfaction - 2019-20



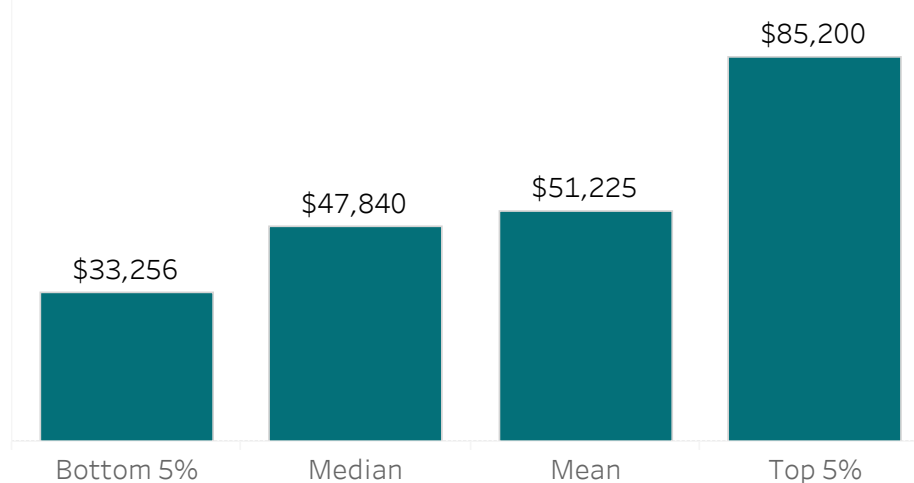
Three Year Comparison of Employed Respondents

	2017-18	2018-19	2019-20
Number of Graduates	184	156	161
Number of Respondents	118	99	112
Number of Employed Respondents	110	92	96
Percentage of Employed Respondents	93%	93%	86%
Number of Respondents Employed in Training Related Occupations	99	84	89
Percentage of Respondents Employed in Training Related Occupations	84%	85%	79%

Graduate Activity - 2019-20



Salary - Last Three Years



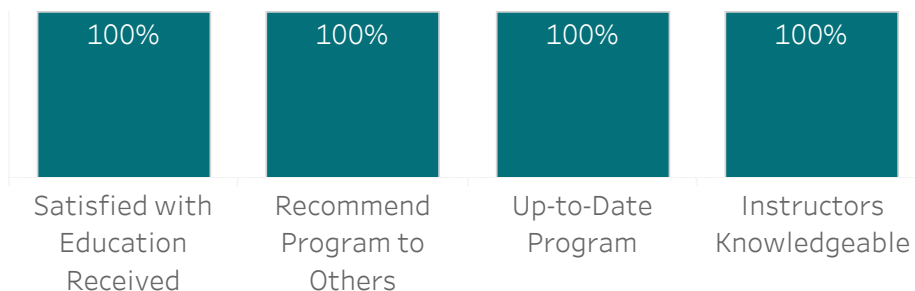


App Landscape Horticulturalist

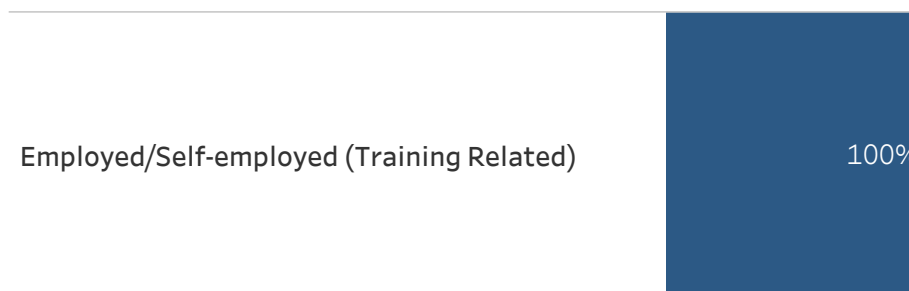
Certificate

Landscape horticulturists design, construct, install and maintain landscaping. Projects include walkways, fences, decks, outbuildings, and irrigation systems. Responsibilities include maintaining inventory and facilities in greenhouses and garden retail centres and advising customers and clients on plants, plant materials, pesticides, fertilizers and other landscaping products. Landscape construction companies, nurseries, greenhouses, garden centres, yard and tree care companies, golf courses, public parks and other horticulture and gardening-related fields are major employers of landscape horticulturists.

Satisfaction - 2019-20



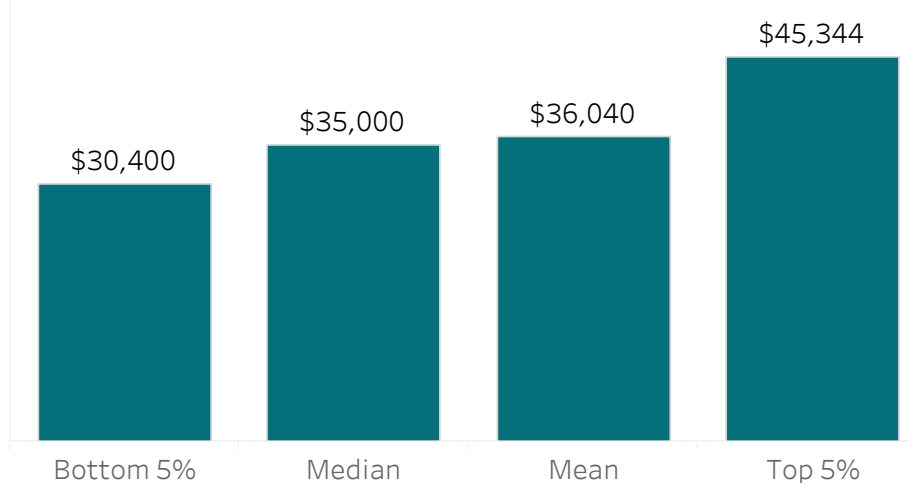
Graduate Activity - 2019-20



Three Year Comparison of Employed Respondents

	2019-20
Number of Graduates	11
Number of Respondents	5
Number of Employed Respondents	5
Percentage of Employed Respondents	100%
Number of Respondents Employed in Training Related Occupations	5
Percentage of Respondents Employed in Training Related Occupations	100%

Salary - Last Three Years



Note: "Salary - Last Three Years" does not currently have 3 years of data available.

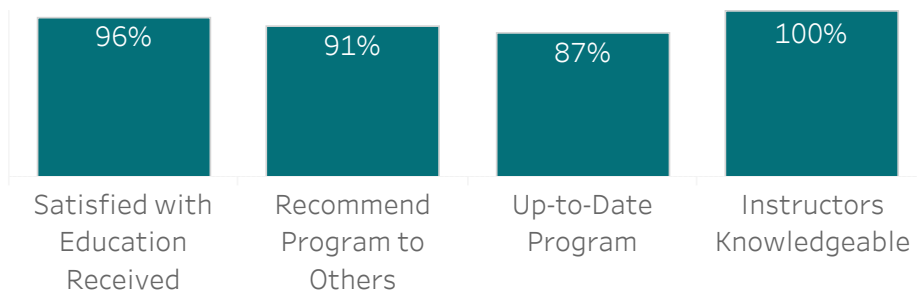


Architectural/Engineering Technology

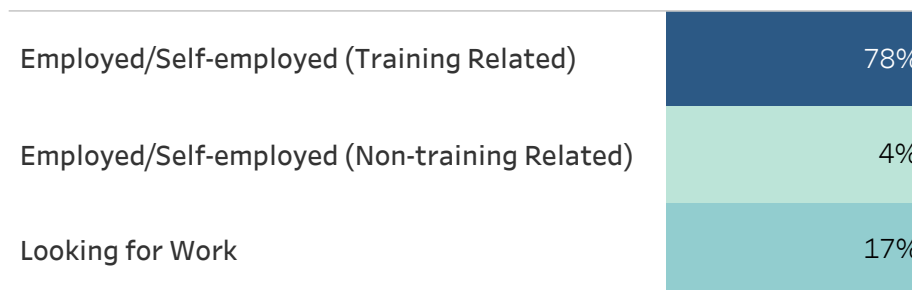
Diploma

This program trains students in the principles and applications of engineering and architectural construction systems. This is a Co-operative Education program that integrates related on-the-job training with classroom theory by alternating terms of paid employment and academic study. Graduates can find careers in architectural systems & design, building systems engineering & design, computer assisted design and drafting, site inspection and supervision, construction administration and project management, technical sales and support, and building sciences and environmental systems. Note: A preliminary year of Civil Engineering Technology studies is required.

Satisfaction - 2019-20



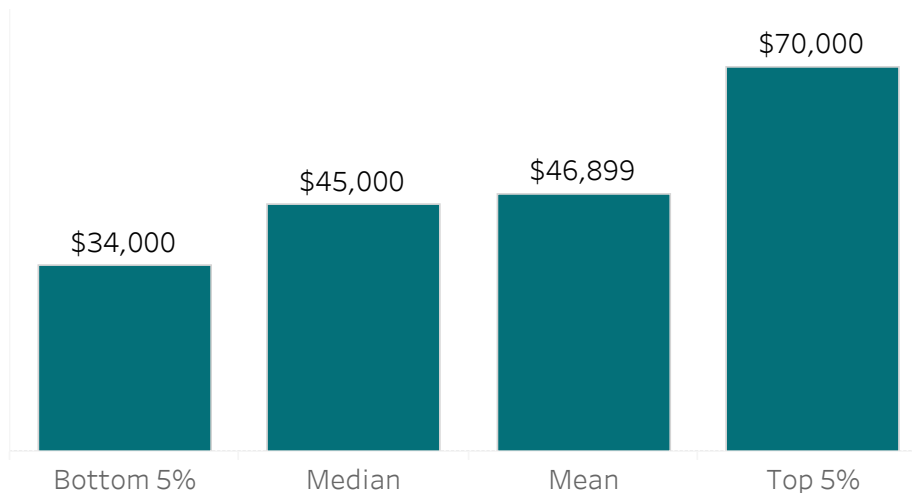
Graduate Activity - 2019-20



Three Year Comparison of Employed Respondents

	2017-18	2018-19	2019-20
Number of Graduates	19	18	25
Number of Respondents	14	15	23
Number of Employed Respondents	14	15	19
Percentage of Employed Respondents	100%	100%	83%
Number of Respondents Employed in Training Related Occupations	13	13	18
Percentage of Respondents Employed in Training Related Occupations	93%	87%	78%

Salary - Last Three Years



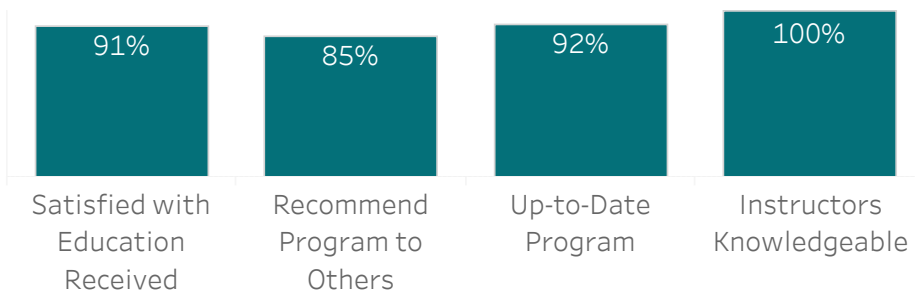


Construction Management

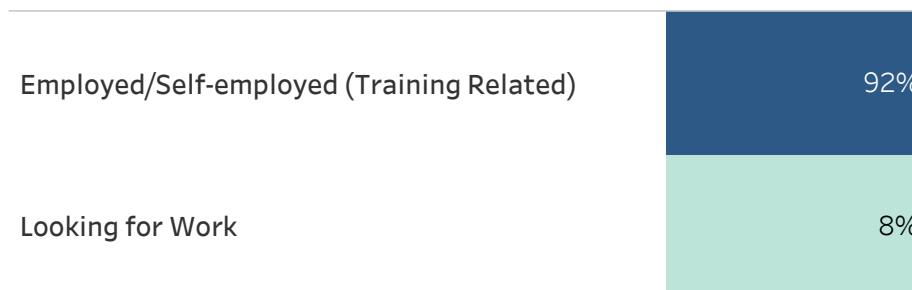
Degree

This degree program focuses on the management skills needed in heavy, industrial and commercial, and residential construction. Students learn how to work effectively in all construction management settings. Program learning outcomes comply with codes, laws, and regulations while respecting sustainable environmental practices. This is a Co-operative Education program that integrates related on-the-job training with classroom theory by alternating terms of paid employment and academic study.

Satisfaction - 2019-20



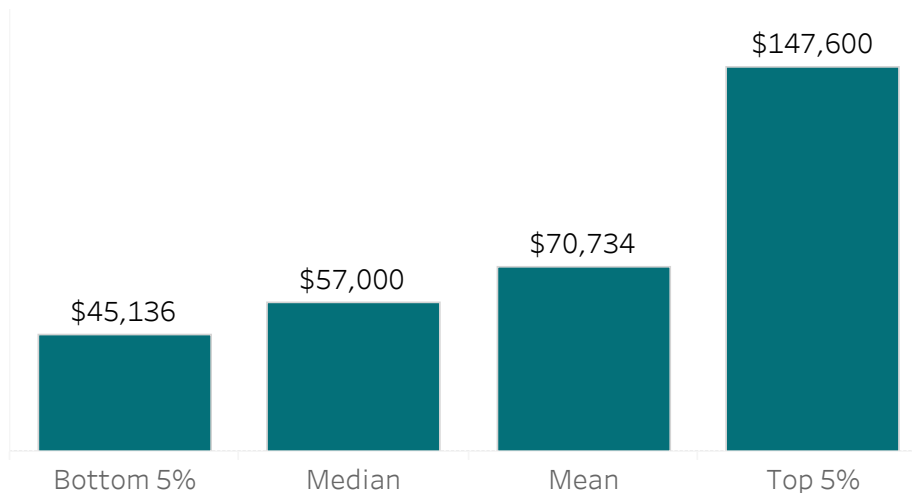
Graduate Activity - 2019-20



Three Year Comparison of Employed Respondents

	2017-18	2018-19	2019-20
Number of Graduates	14	18	20
Number of Respondents	7	12	13
Number of Employed Respondents	7	12	12
Percentage of Employed Respondents	100%	100%	92%
Number of Respondents Employed in Training Related Occupations	7	12	12
Percentage of Respondents Employed in Training Related Occupations	100%	100%	92%

Salary - Last Three Years



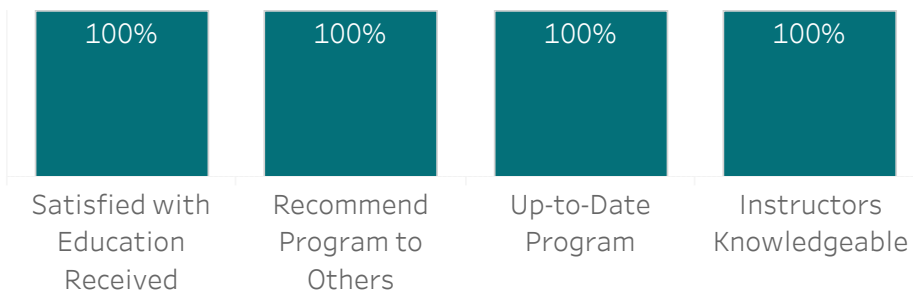


Environmental Engineering Technology

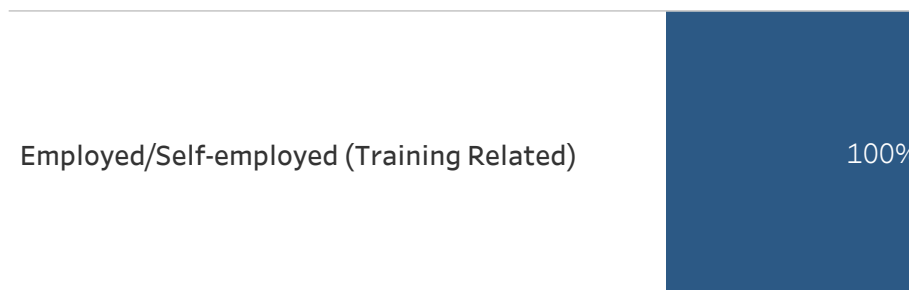
Diploma

Students acquire knowledge and skills in areas such as: Environmental Sciences, Water Resources, Water & Wastewater Treatment, Waste Management, Geographic Information Systems (GIS), and Environmental Management. This is a Co-operative Education program that integrates related on-the-job training with classroom theory by alternating terms of paid employment and academic study. Graduates find employment with consulting engineering firms, resource-based industries, construction and development companies, inspection and testing agencies, manufacturers, material suppliers, governments and crown corporations. Note: A preliminary year of Civil Engineering Technology studies is required.

Satisfaction - 2019-20



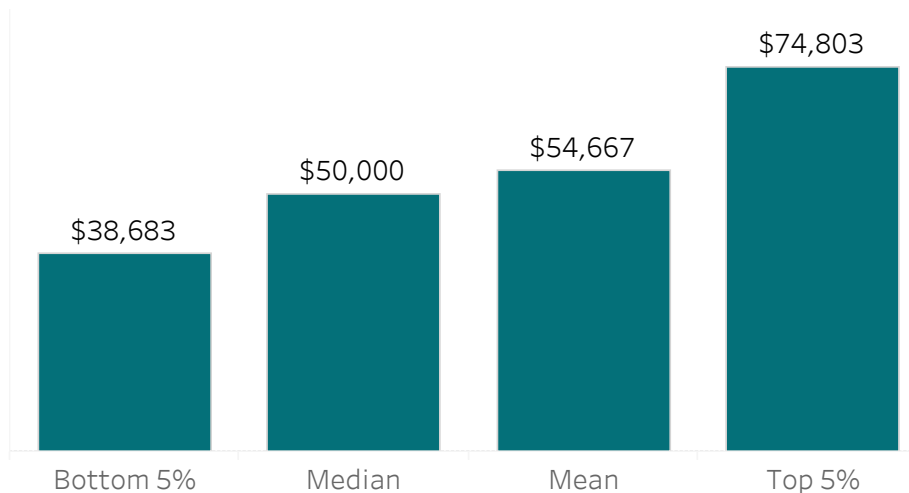
Graduate Activity - 2019-20



Three Year Comparison of Employed Respondents

	2017-18	2018-19	2019-20
Number of Graduates	18	13	7
Number of Respondents	14	9	5
Number of Employed Respondents	11	8	5
Percentage of Employed Respondents	79%	89%	100%
Number of Respondents Employed in Training Related Occupations	9	7	5
Percentage of Respondents Employed in Training Related Occupations	64%	78%	100%

Salary - Last Three Years



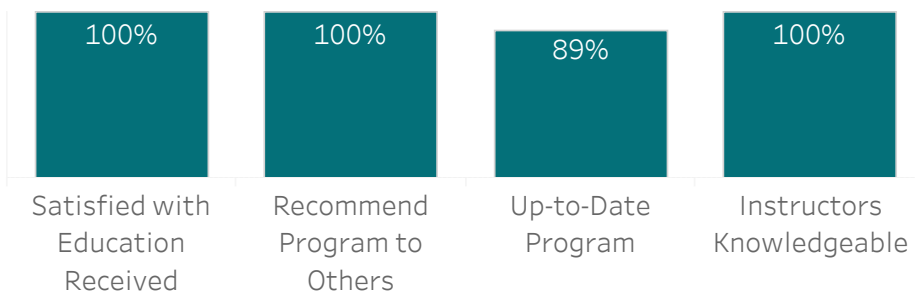


Geomatics Technology

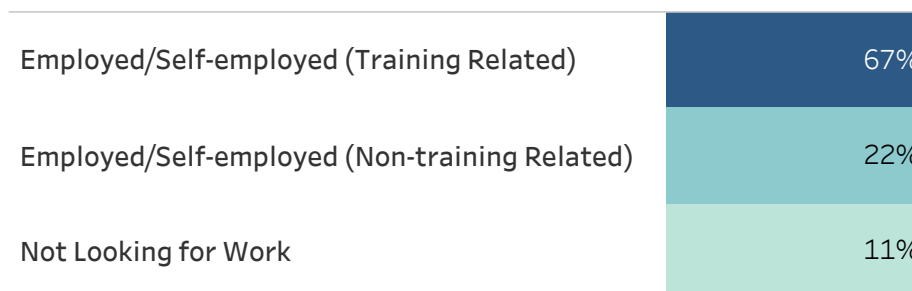
Diploma

This program provides training in the principles and applications of surveying. Graduates have the skills needed for careers in construction layout of civil works; CAD surveying applications, mapping and digital photogrammetry, land survey measurements in GPS and Total Station technologies, engineering or land survey field crew and site supervision, and technical sales and support. This is a Co-operative Education program that integrates related on-the-job training with classroom theory by alternating terms of paid employment and academic study. Note: A preliminary year of Civil Engineering Technology studies is required.

Satisfaction - 2019-20



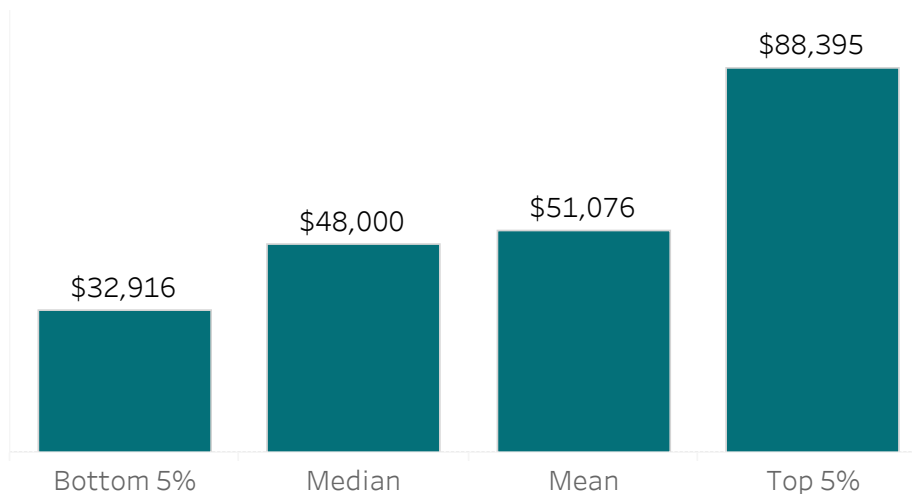
Graduate Activity - 2019-20



Three Year Comparison of Employed Respondents

	2017-18	2018-19	2019-20
Number of Graduates	16	9	16
Number of Respondents	13	6	9
Number of Employed Respondents	12	6	8
Percentage of Employed Respondents	92%	100%	89%
Number of Respondents Employed in Training Related Occupations	12	6	6
Percentage of Respondents Employed in Training Related Occupations	92%	100%	67%

Salary - Last Three Years



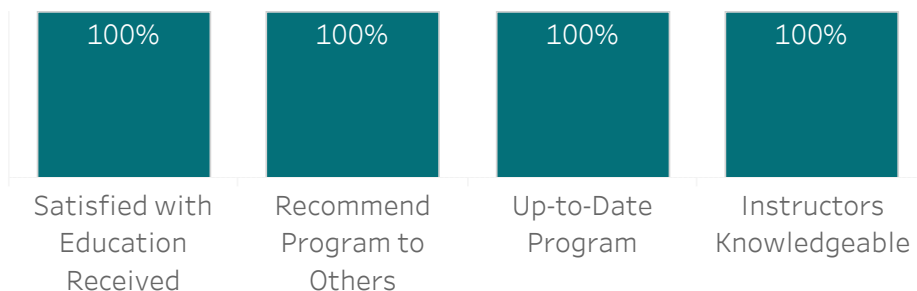


Greenspace Horticulture

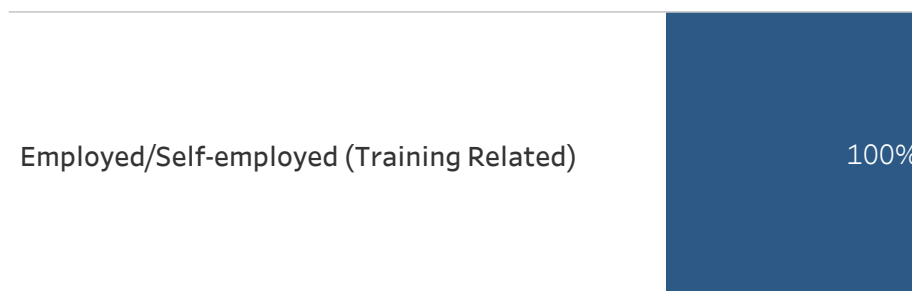
Diploma

Students develop the knowledge and skill required to construct and manage landscape areas such as parks, botanical gardens, cemeteries and residential and commercial landscapes. This is a Co-operative Education program that integrates related on-the-job training with classroom theory by alternating terms of paid employment and academic study. The program focuses on Horticulture, Greenspace maintenance including Ornamental plantings, Turf, Infrastructure maintenance, Arboriculture, Residential landscape, design and construction, Integrated pest management, Irrigation system management, and Equipment operation and maintenance. Note: This replaces Greenspace Management.

Satisfaction - 2019-20



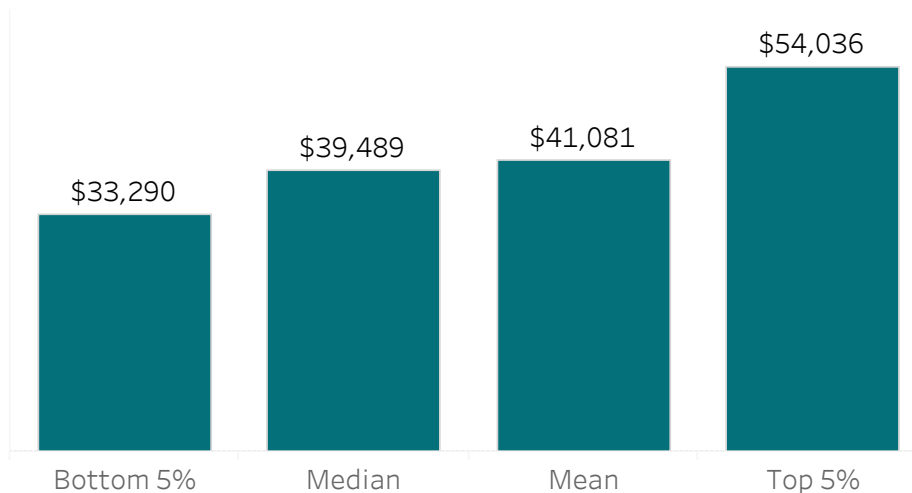
Graduate Activity - 2019-20



Three Year Comparison of Employed Respondents

	2017-18	2018-19	2019-20
Number of Graduates	13	8	12
Number of Respondents	5	5	6
Number of Employed Respondents	5	5	6
Percentage of Employed Respondents	100%	100%	100%
Number of Respondents Employed in Training Related Occupations	5	5	6
Percentage of Respondents Employed in Training Related Occupations	100%	100%	100%

Salary - Last Three Years

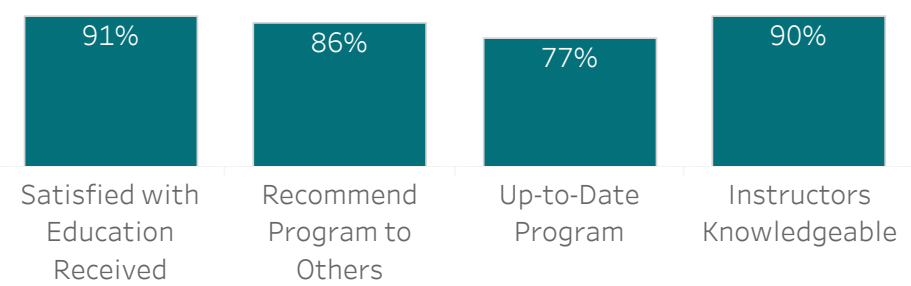




Annual Report 2019-20

Öä || { æ
V@Ä! [*!æ Ä^ç^[[]•Ä@Ä}[, |ä*^Ää Ä\ä]•Ä^ä^äÄ!Ä ~} Ää äÄ^ä } Ää äÄ }•d~ &ä } Ää & ä^ä•ÄÄ[Ä]^!ää^Ää~ &ä } Ä] ä } Ä@Ä
ä c*!æ•Ä^!æ^äÄ } Ä@Ä äÄä ä *Ä ä@Ä•![[{ Ä@!^Ä^Äc!} ää *Ä!{ •Ä-Ä äÄÄ{]||{ ^} öä äÄäÄ^ { ÄÄc ä^ÄÖ!ä~ ä•Ä]\Ä Ää^!•Ä Ä
ä^ä } Ää äÄ }•d~ &ä } Ä-ÄäÄ [\•Ää Ä ~} Ää äÄ ~ä d~ &c!^LÄ { } ~c!Ä•ä c!Ä^ä } Ää äÄä *Ä!| b&Ä •^&ä } Ä•ä *Ää Ä~]^!çä ä } LÄ
& }•d~ &ä } Ää { ä ä ää } Ää Ä!| b&Ä ä ä^ { ^} dÄ äÄ &@ ÄÄ ä•Ää Ä~]||ÄÄ [c!Ä!^ä ä ä^ Ä^äÄ-ÄäÄ) *ä ^!ä *Ä^&@ [[*^Ä
•c ää•ÄÄ~ ä^äÄ

Satisfaction - 2019-20



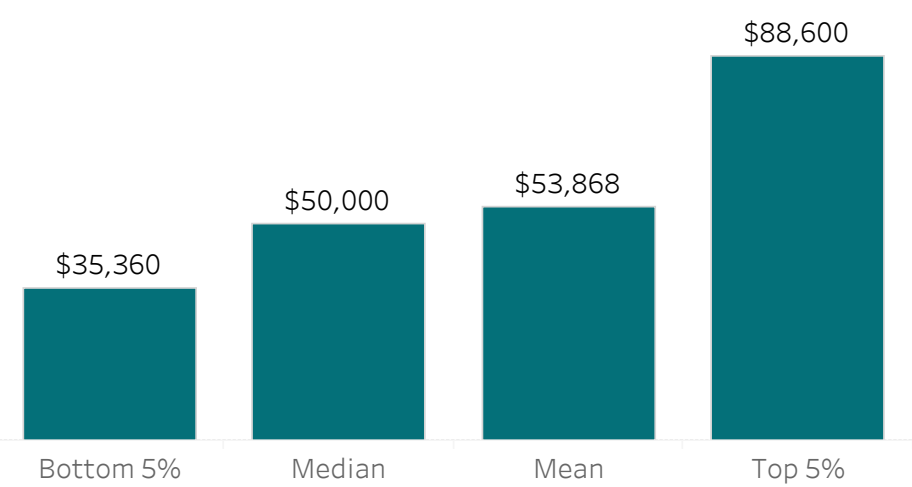
Three Year Comparison of Employed Respondents

	2017-18	2018-19	2019-20
Number of Graduates	31	36	31
Number of Respondents	19	20	23
Number of Employed Respondents	19	19	18
Percentage of Employed Respondents	100%	95%	78%
Number of Respondents Employed in Training Related Occupations	18	17	15
Percentage of Respondents Employed in Training Related Occupations	95%	85%	65%

Graduate Activity - 2019-20

Employed/Self-employed (Training Related)	65%
Employed/Self-employed (Non-training Related)	13%
Looking for Work	9%
Student	13%

Salary - Last Three Years



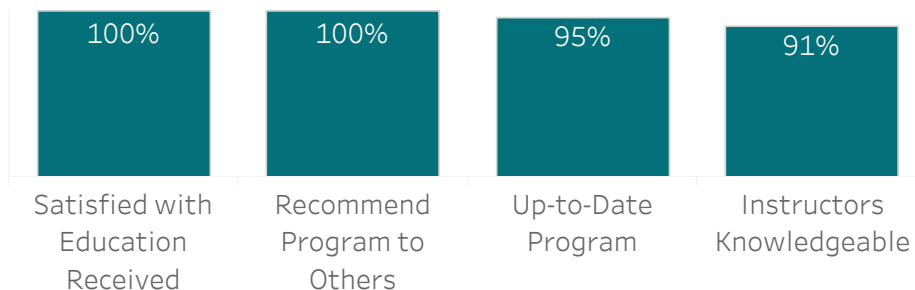


Structural Engineering Technology

Diploma

Students acquire knowledge and skills for careers in design and construction of building systems, computer-assisted design and drafting, site inspection, testing and supervision, construction administration and project management, and technical sales and support. This is a Co-operative Education program that integrates related on-the-job training with classroom theory by alternating terms of paid employment and academic study. Note: A preliminary year of Civil Engineering Technology studies is required.

Satisfaction - 2019-20



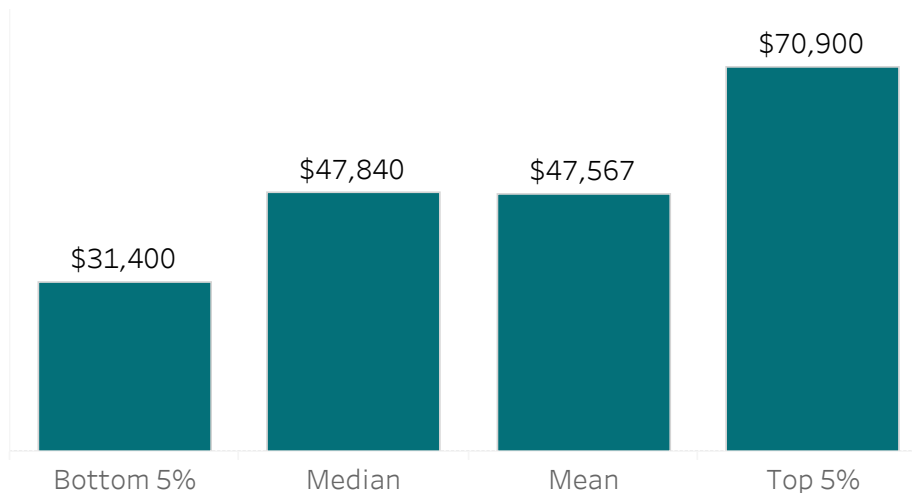
Three Year Comparison of Employed Respondents

	2017-18	2018-19	2019-20
Number of Graduates	42	29	30
Number of Respondents	23	19	23
Number of Employed Respondents	21	15	20
Percentage of Employed Respondents	91%	79%	87%
Number of Respondents Employed in Training Related Occupations	18	14	19
Percentage of Respondents Employed in Training Related Occupations	78%	74%	83%

Graduate Activity - 2019-20

Employed/Self-employed (Training Related)	83%
Employed/Self-employed (Non-training Related)	4%
Looking for Work	4%
Student	9%

Salary - Last Three Years

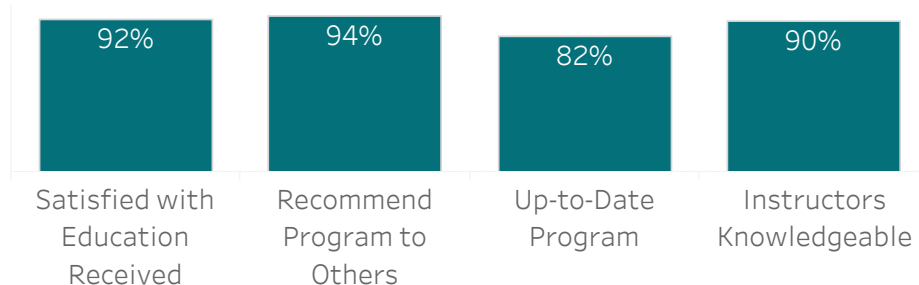




All Programs in Construction Trades

The programs in this division provide students with training in trades related the carpentry, plumbing, and refrigeration industry.

Satisfaction - 2019-20



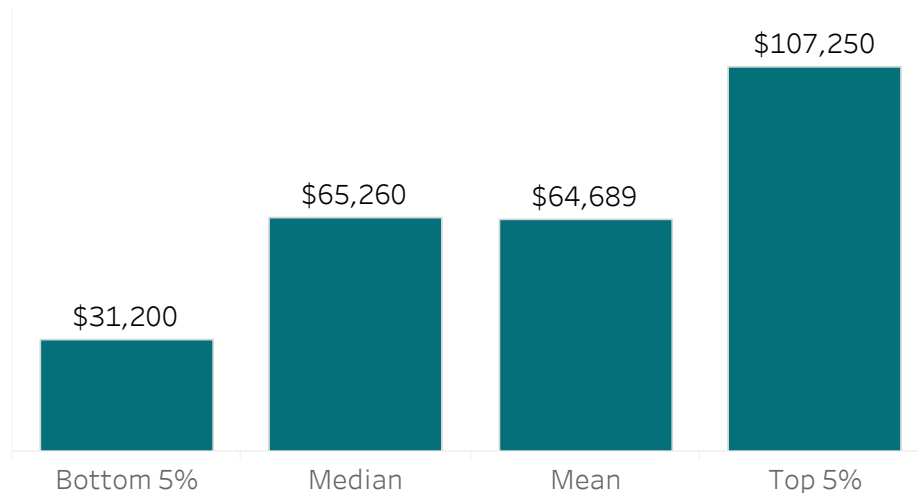
Three Year Comparison of Employed Respondents

	2017-18	2018-19	2019-20
Number of Graduates	549	539	406
Number of Respondents	203	165	126
Number of Employed Respondents	190	159	123
Percentage of Employed Respondents	94%	96%	98%
Number of Respondents Employed in Training Related Occupations	167	151	115
Percentage of Respondents Employed in Training Related Occupations	82%	92%	91%

Graduate Activity - 2019-20

Employed/Self-employed (Training Related)	91%
Employed/Self-employed (Non-training Related)	6%
Looking for Work	2%
Student	1%

Salary - Last Three Years



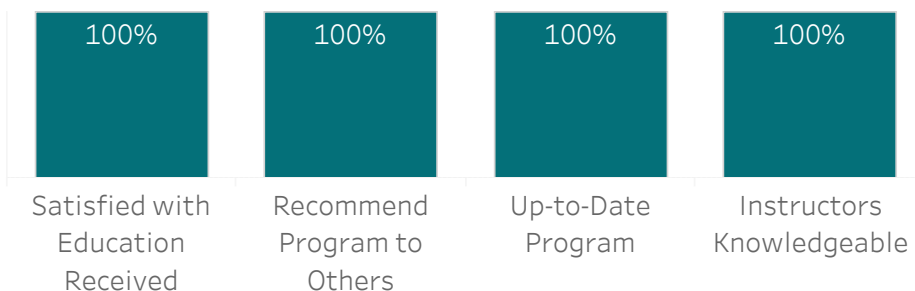
RRC POLYTECH

App Cabinetmaker

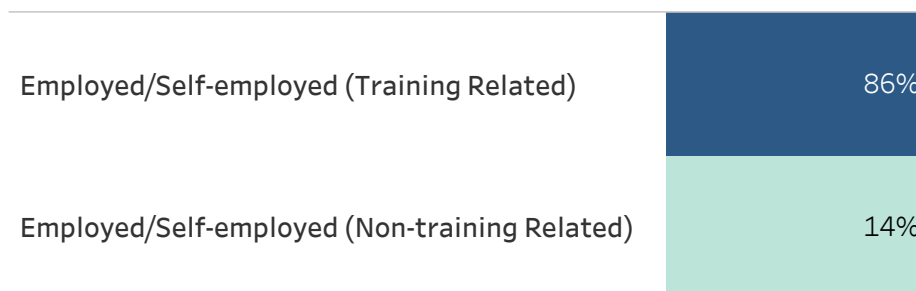
Diploma

Cabinetmakers produce furniture, cabinetry and architectural millwork from a variety of natural and manufactured materials for both commercial and residential markets. Cabinetmakers use traditional and modern tools and techniques to produce high quality and other wood specialties including staircases, doors, furniture, moulding, joinery, veneers, inlays and laminates. Furniture manufacturers, construction companies and custom cabinet shops all employ cabinetmakers.

Satisfaction - 2019-20



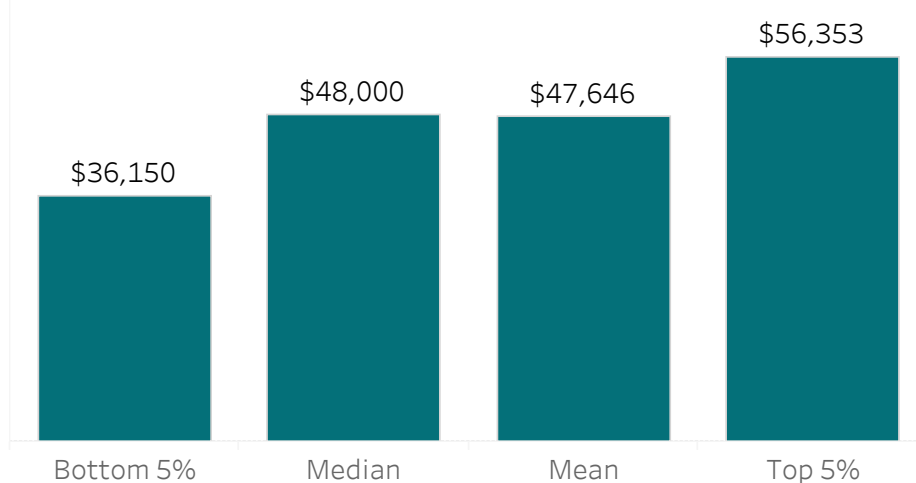
Graduate Activity - 2019-20



Three Year Comparison of Employed Respondents

	2017-18	2018-19	2019-20
Number of Graduates	8	9	7
Number of Respondents	4	3	7
Number of Employed Respondents	4	3	7
Percentage of Employed Respondents	100%	100%	100%
Number of Respondents Employed in Training Related Occupations	4	3	6
Percentage of Respondents Employed in Training Related Occupations	100%	100%	86%

Salary - Last Three Years



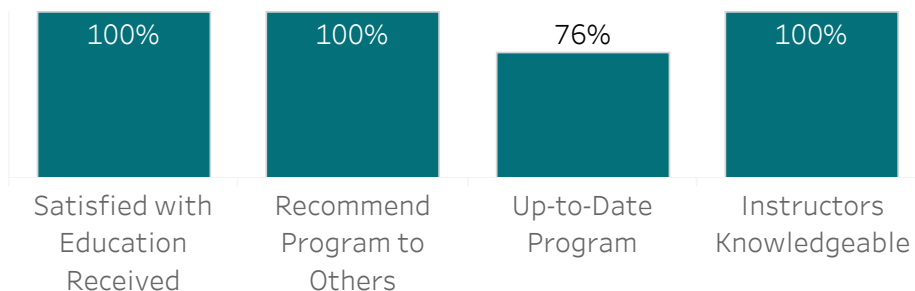


App Carpenter

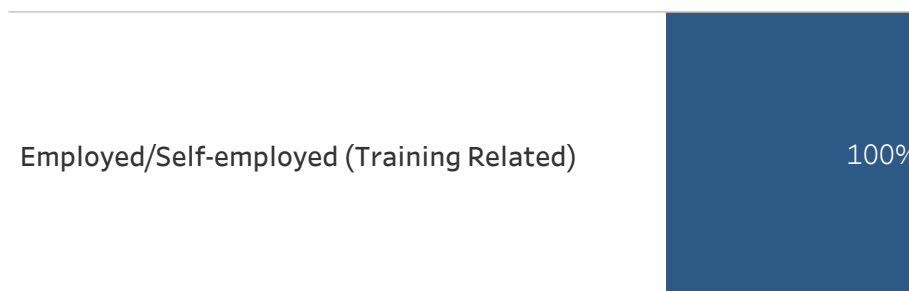
Diploma

Carpenters work on a wide variety of tasks associated with building and repairing whole, or parts of, buildings and other structures made of wood, wood substitutes, steel and other materials. Working in all areas of both the private and commercial construction industries, as well as in maintenance and renovations, carpenters crib basements, build house frameworks, walls, roofs and exterior finishes, and install doors, windows, flooring, cabinets, stairs, handrails, panelling, moulding and ceiling tiles. They are also responsible for building concrete forms, scaffolding, bridges, trestles, tunnels, shelters, towers and other structures.

Satisfaction - 2019-20



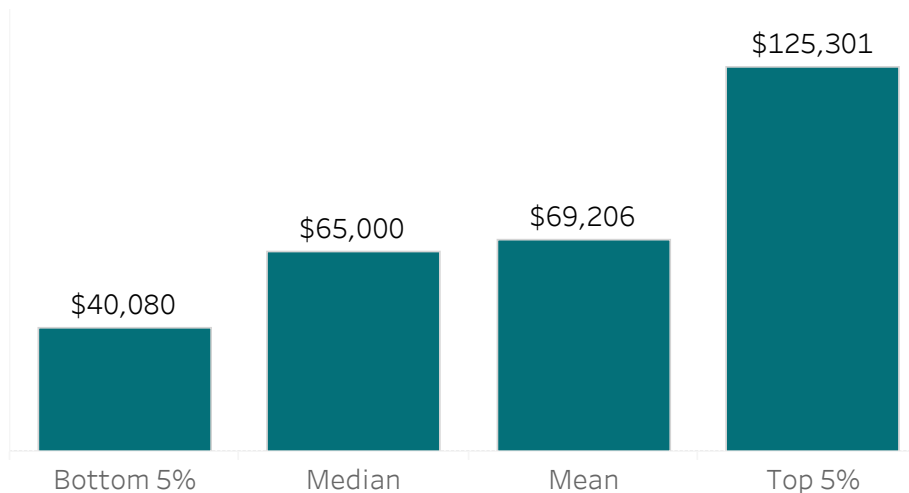
Graduate Activity - 2019-20



Three Year Comparison of Employed Respondents

	2017-18	2018-19	2019-20
Number of Graduates	124	107	106
Number of Respondents	34	31	30
Number of Employed Respondents	34	31	30
Percentage of Employed Respondents	100%	100%	100%
Number of Respondents Employed in Training Related Occupations	30	31	30
Percentage of Respondents Employed in Training Related Occupations	88%	100%	100%

Salary - Last Three Years



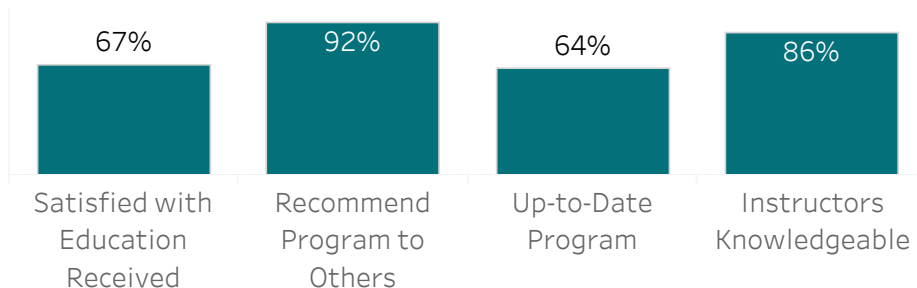


App Common Core Domestic Gasfitter B

Certificate

Gasfitters install, inspect, repair and maintain gas lines and gas equipment such as meters, regulators, heating units and appliances in residential, commercial and industrial establishments. This also includes testing and replacing defective equipment, attending to gas-escape calls and assisting in the investigation of gas fires and explosions, advising clients on safety features and maintenance of gas units, converting cars or appliances to use natural gas fuels, preparing work reports, reading and interpreting drawings and blueprints. Gasfitters are employed by gas utility companies and gas servicing companies and also work in new home building and renovation, heavy industrial, and institutional and institutional and commercial construction sectors.

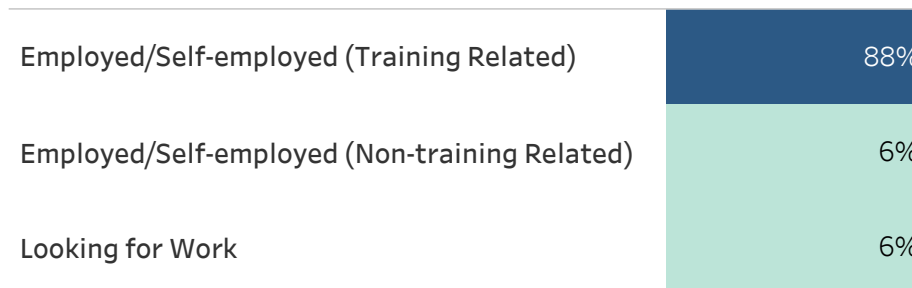
Satisfaction - 2019-20



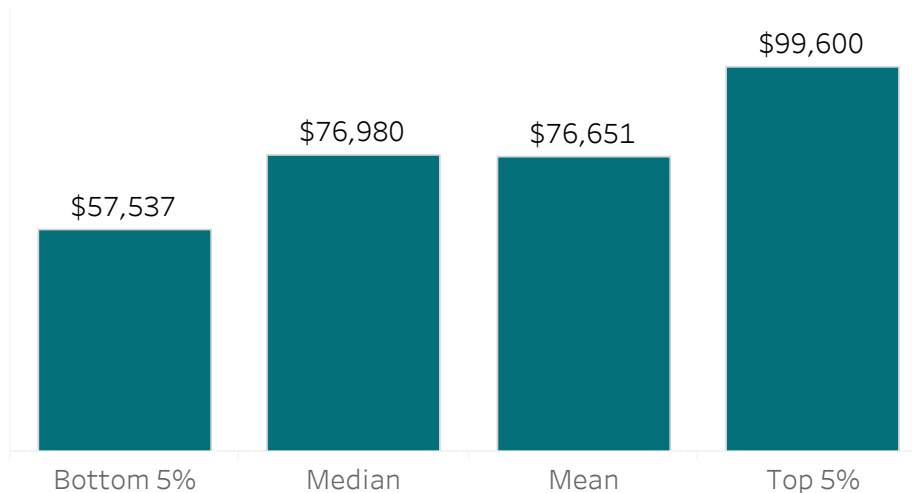
Three Year Comparison of Employed Respondents

	2017-18	2018-19	2019-20
Number of Graduates	104	119	94
Number of Respondents	29	23	16
Number of Employed Respondents	29	23	15
Percentage of Employed Respondents	100%	100%	94%
Number of Respondents Employed in Training Related Occupations	29	22	14
Percentage of Respondents Employed in Training Related Occupations	100%	96%	88%

Graduate Activity - 2019-20



Salary - Last Three Years



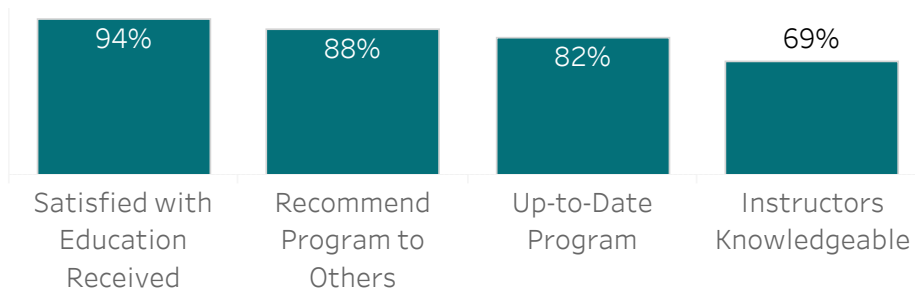


App Plumber

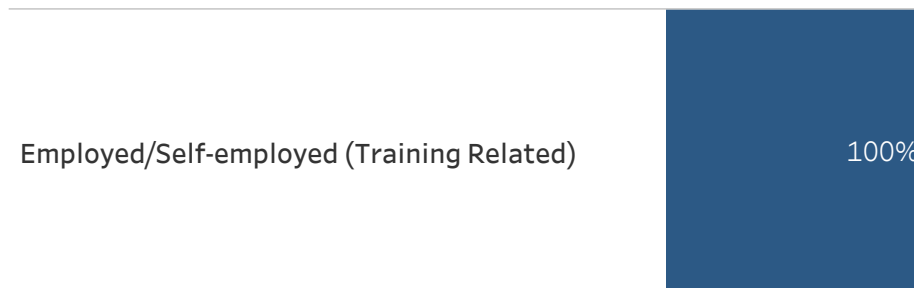
Diploma

Plumbers plan, install, maintain, inspect and repair plumbing systems, fixtures, equipment and controls in residential and commercial buildings. Some plumbers install piping systems in new home construction, commercial, industrial and public buildings. Others are experts in the retrofitting, repair and maintenance of existing systems. In smaller communities, plumbers generally do a wider variety of plumbing and related tasks, including installing private sewage disposal systems and potable (drinking) water distribution systems. Plumbers must be able to read blueprints and project specifications to determine the layout for the plumbing and other materials. Construction companies, heating and plumbing contractors, and maintenance departments of plants, factories, governments and schools are all major employers of plumbers.

Satisfaction - 2019-20



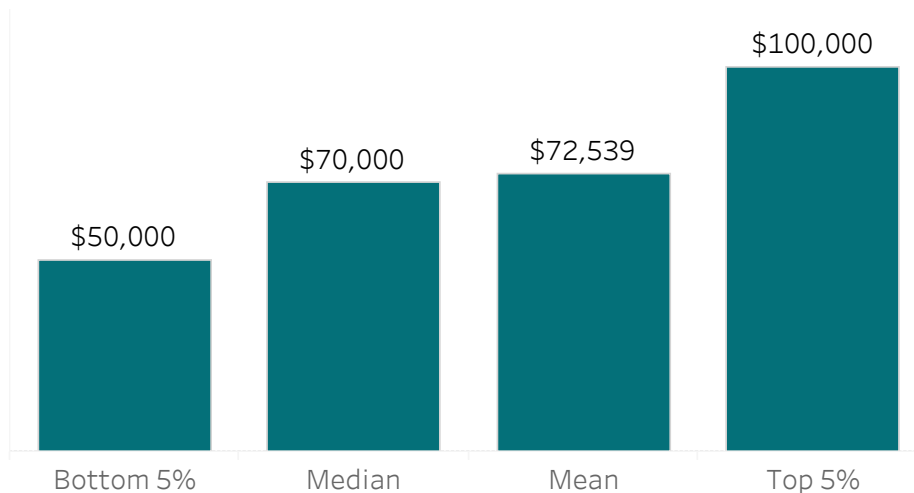
Graduate Activity - 2019-20



Three Year Comparison of Employed Respondents

	2017-18	2018-19	2019-20
Number of Graduates	73	81	53
Number of Respondents	30	29	18
Number of Employed Respondents	29	29	18
Percentage of Employed Respondents	97%	100%	100%
Number of Respondents Employed in Training Related Occupations	29	29	18
Percentage of Respondents Employed in Training Related Occupations	97%	100%	100%

Salary - Last Three Years



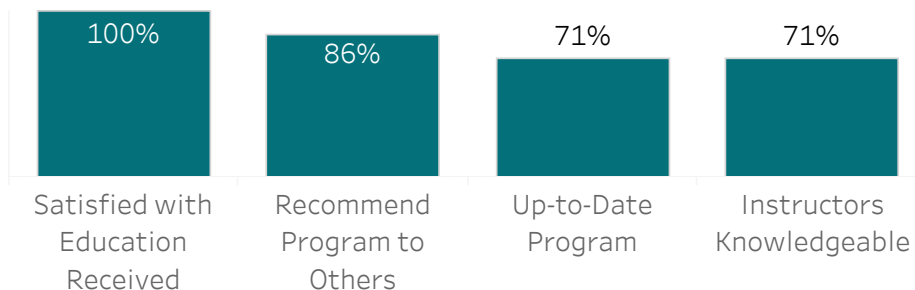


App Refrigeration & Air Conditioning Mechanic Commercial

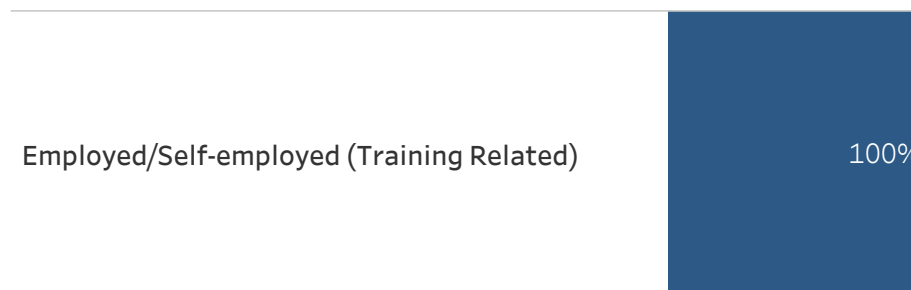
Diploma

In Manitoba, you can train to be a commercial refrigeration and air conditioning mechanic OR a residential refrigeration and air conditioning mechanic. Mechanics in this trade install, repair, service, replace and maintain a variety of air conditioning and heating equipment, as well as ventilation and air exchange systems. Commercial mechanics work in buildings such as apartments, restaurants, hospitals and ice rinks. Residential mechanics work in private residences. Major employers include air conditioning contractors, refrigeration equipment dealers, truck transportation firms and storage warehouses.

Satisfaction - 2019-20



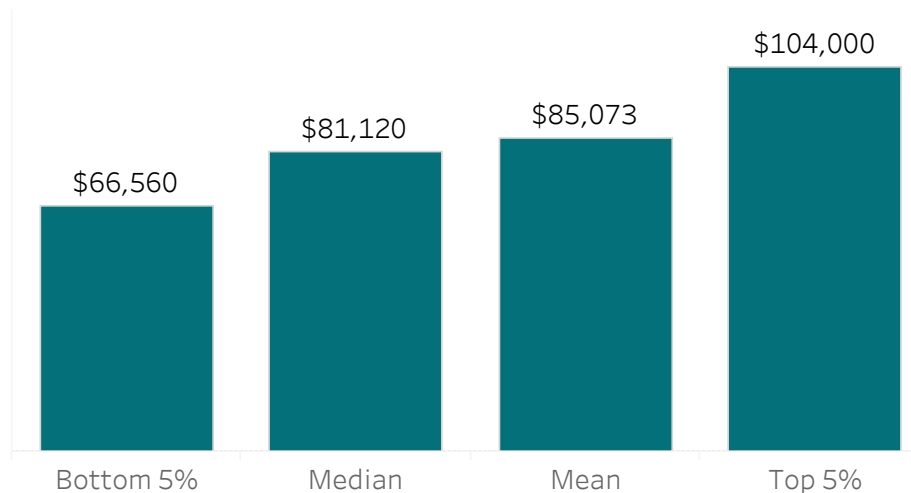
Graduate Activity - 2019-20



Three Year Comparison of Employed Respondents

	2017-18	2018-19	2019-20
Number of Graduates	24	34	14
Number of Respondents	7	10	9
Number of Employed Respondents	7	10	9
Percentage of Employed Respondents	100%	100%	100%
Number of Respondents Employed in Training Related Occupations	6	10	9
Percentage of Respondents Employed in Training Related Occupations	86%	100%	100%

Salary - Last Three Years



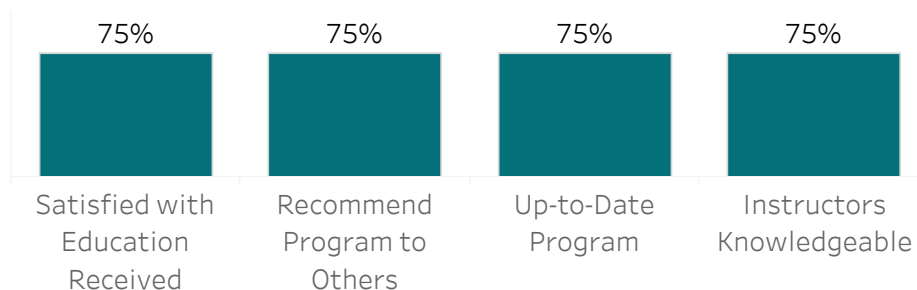


App Sheet Metal Worker

Diploma

After reading blueprints and orders, sheet metal workers lay out, cut, shape and finish sheet metal using hand and power tools and join the sheet metal using welding tools, rivets, screws and folding. Potential employers include bus, farm equipment and aircraft manufacturers; metal fabrication shops and railways; air conditioning and heating contractors in residential, commercial and industrial construction; roofing contractors.

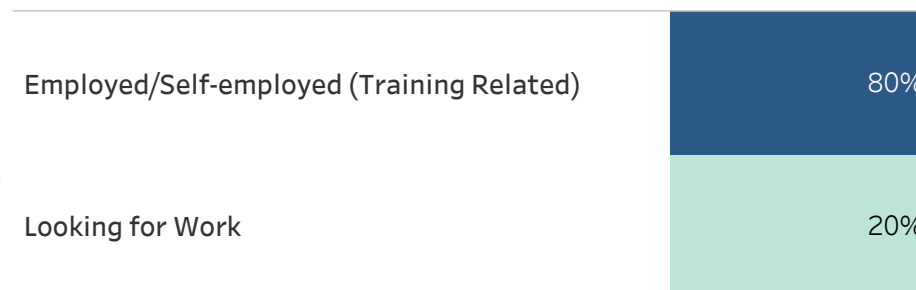
Satisfaction - 2019-20



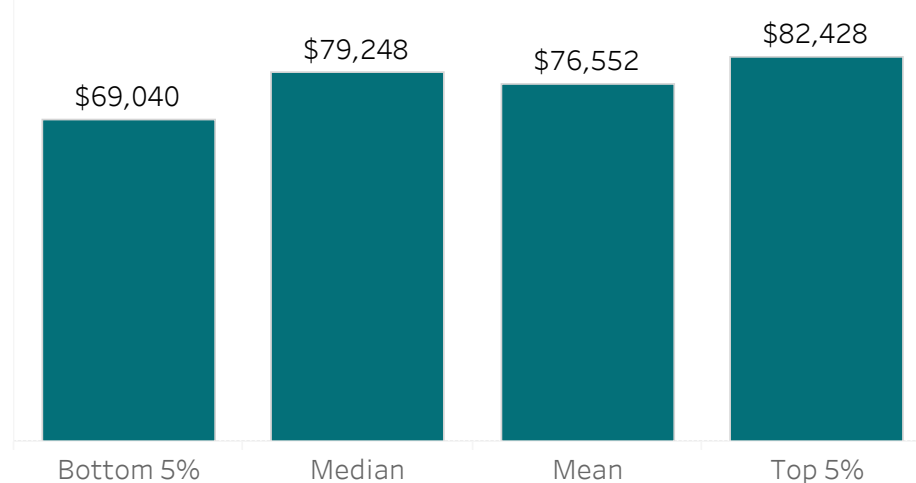
Three Year Comparison of Employed Respondents

	2017-18	2018-19	2019-20
Number of Graduates	21	20	19
Number of Respondents	6	6	5
Number of Employed Respondents	6	6	4
Percentage of Employed Respondents	100%	100%	80%
Number of Respondents Employed in Training Related Occupations	6	6	4
Percentage of Respondents Employed in Training Related Occupations	100%	100%	80%

Graduate Activity - 2019-20



Salary - Last Three Years



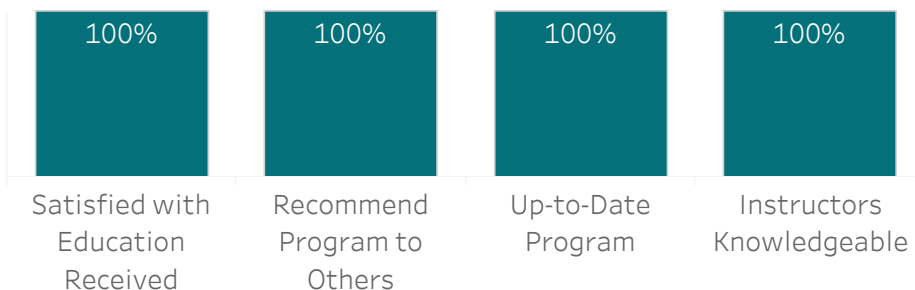


Carpentry

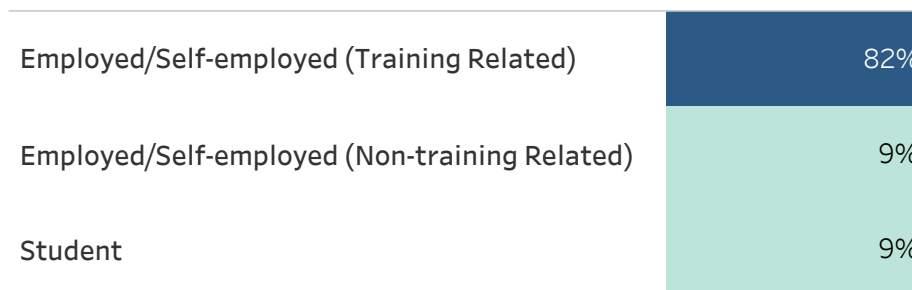
Certificate

Students develop a knowledge of woodworking machines, blueprint reading and sketching, and safe working practices and a familiarity with the materials and procedures needed to enter related occupations. Graduates may work in program-related fields across Canada in commercial construction, house building, or factories. This is a not an apprenticeship program, but may provide credit transfer opportunities towards apprenticeship.

Satisfaction - 2019-20



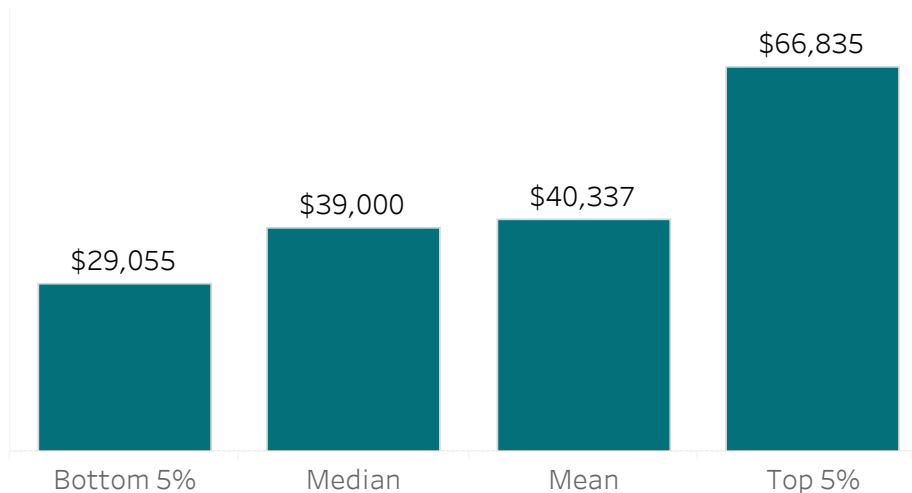
Graduate Activity - 2019-20



Three Year Comparison of Employed Respondents

	2017-18	2018-19	2019-20
Number of Graduates	54	24	15
Number of Respondents	25	12	11
Number of Employed Respondents	25	11	10
Percentage of Employed Respondents	100%	92%	91%
Number of Respondents Employed in Training Related Occupations	20	10	9
Percentage of Respondents Employed in Training Related Occupations	80%	83%	82%

Salary - Last Three Years



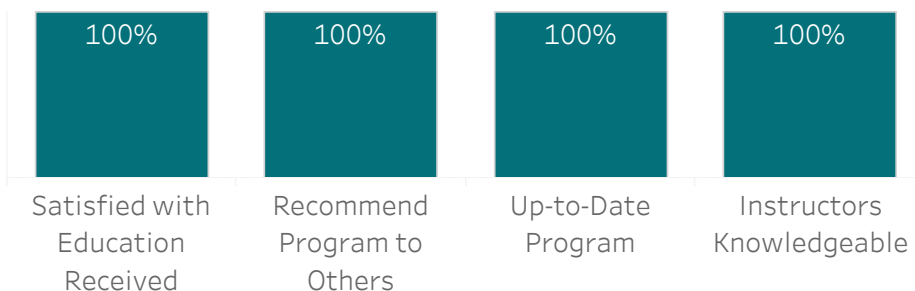


Plumbing

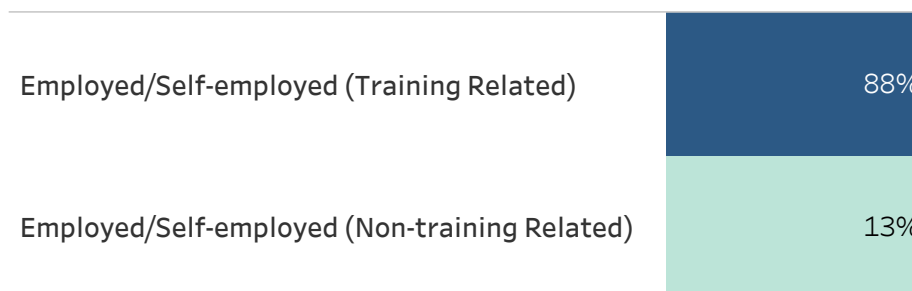
Certificate

This program provides the knowledge and skills required to install and repair piping systems in residential and commercial buildings. Graduates find employment with plumbing contractors or in industrial plants as maintenance people. Job opportunities at the journey person level are as plumbers, steamfitters or sprinkler and fireprotection installers. After gaining work experience, graduates may move into positions as supervisors, estimators, plumbing contractors and building inspectors.

Satisfaction - 2019-20



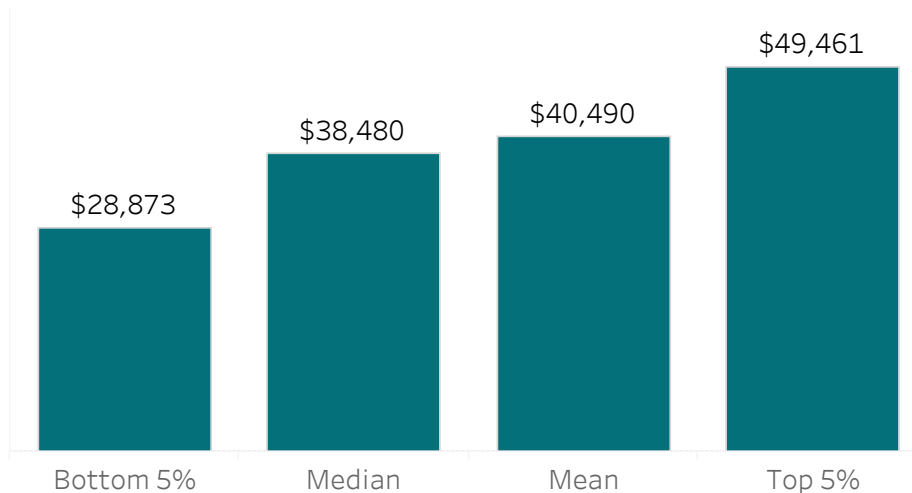
Graduate Activity - 2019-20



Three Year Comparison of Employed Respondents

	2017-18	2018-19	2019-20
Number of Graduates	66	19	17
Number of Respondents	28	7	8
Number of Employed Respondents	20	7	8
Percentage of Employed Respondents	71%	100%	100%
Number of Respondents Employed in Training Related Occupations	11	7	7
Percentage of Respondents Employed in Training Related Occupations	39%	100%	88%

Salary - Last Three Years



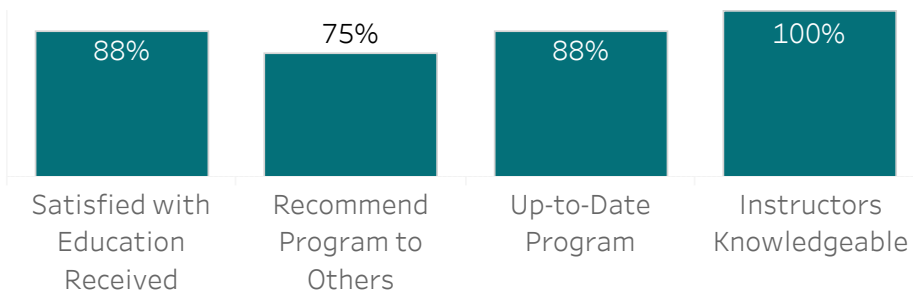


Refrigeration & Air Conditioning Technician

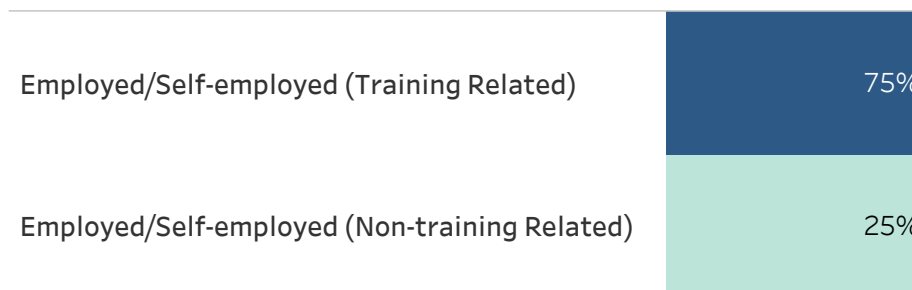
Certificate

This program provides both theoretical and practical knowledge of refrigeration systems, air conditioning, piping, welding and electrical wiring. Special emphasis is placed on safety regulations as they pertain to using, reusing, recycling, recovering, and reclaiming HCFC and HFC refrigerants as well as the safe handling and disposal of chlorofluorocarbons (CFCs). Refrigeration and air conditioning technicians or mechanics install, repair, service, and design residential, commercial, and industrial HVAC/R (heating, ventilation, air conditioning, refrigeration) equipment.

Satisfaction - 2019-20



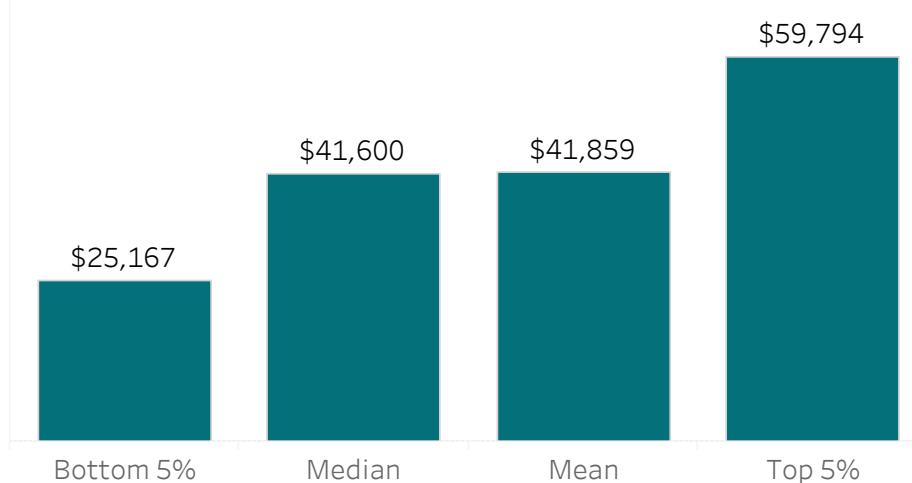
Graduate Activity - 2019-20



Three Year Comparison of Employed Respondents

	2017-18	2018-19	2019-20
Number of Graduates	27	34	17
Number of Respondents	16	17	8
Number of Employed Respondents	13	16	8
Percentage of Employed Respondents	81%	94%	100%
Number of Respondents Employed in Training Related Occupations	11	11	6
Percentage of Respondents Employed in Training Related Occupations	69%	65%	75%

Salary - Last Three Years

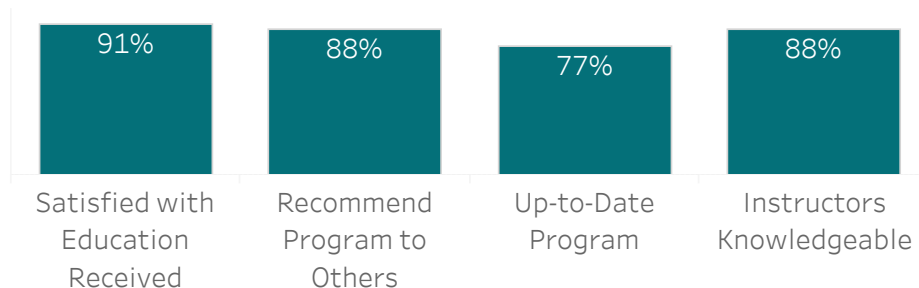




All Programs in Electrical / Electronics

Students in the Electrical Engineering Technology division learn to work with the technology used in electrical/electronic engineering fields.

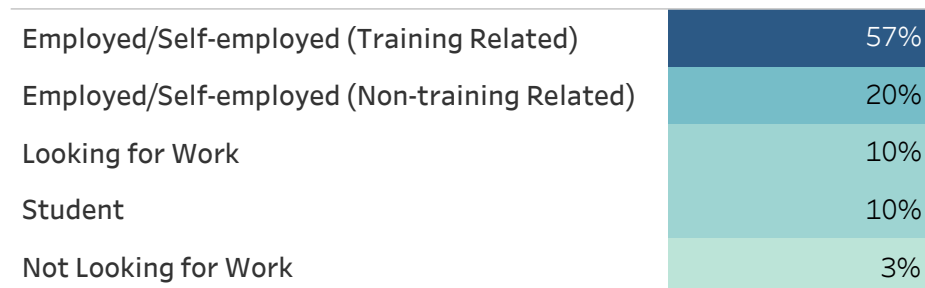
Satisfaction - 2019-20



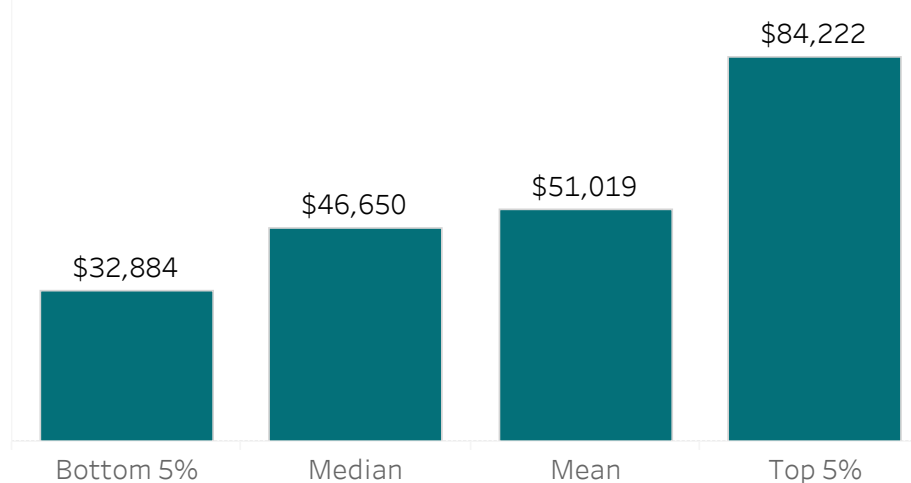
Three Year Comparison of Employed Respondents

	2017-18	2018-19	2019-20
Number of Graduates	120	105	101
Number of Respondents	64	62	61
Number of Employed Respondents	58	54	47
Percentage of Employed Respondents	91%	87%	77%
Number of Respondents Employed in Training Related Occupations	45	39	35
Percentage of Respondents Employed in Training Related Occupations	70%	63%	57%

Graduate Activity - 2019-20



Salary - Last Three Years



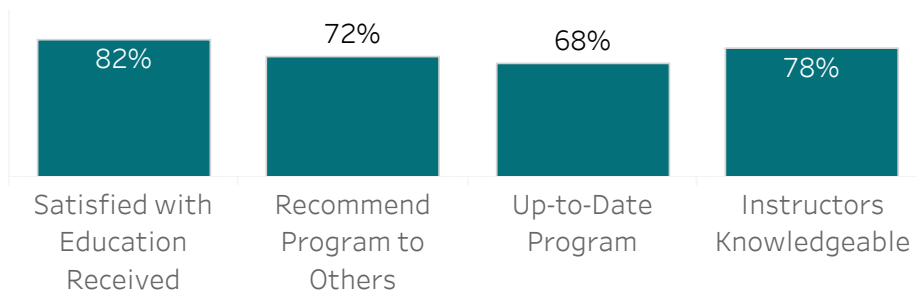


Electrical Engineering Technology

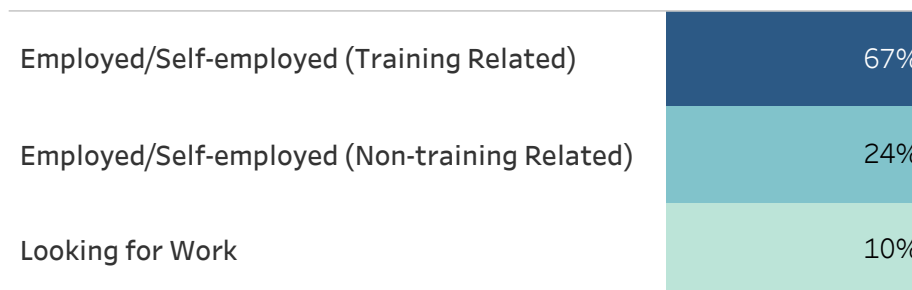
Diploma

This program trains students for entry-level employment as an engineering technologist in the electrical industry. Graduates have found employment at the engineering technologist level in electrical utility systems, consulting engineering, electrical manufacturing, electrical contracting, manufacturing and government agencies. Note: The Electrical Engineering Technology program group consists of Electrical, Electronic, and Instrumentation Engineering Technology. Students who successfully complete the 1st year of studies may remain in the program or transfer into one of the other programs in Year 2.

Satisfaction - 2019-20



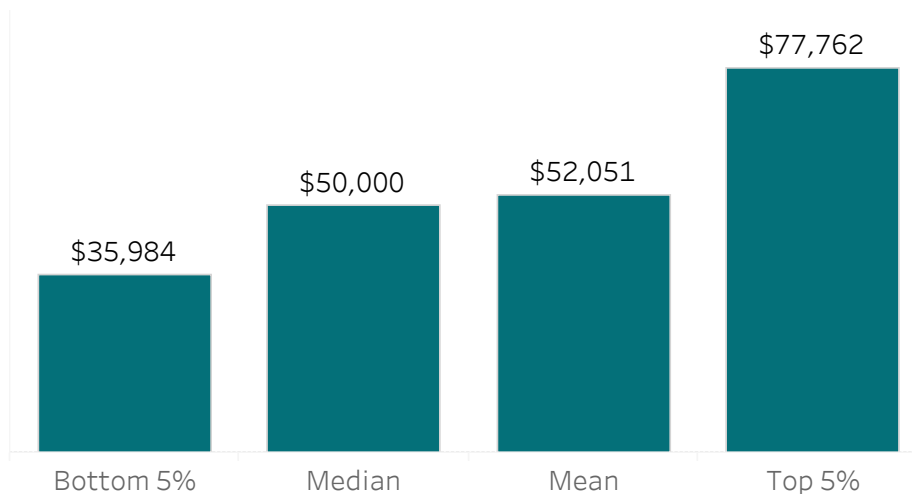
Graduate Activity - 2019-20



Three Year Comparison of Employed Respondents

	2017-18	2018-19	2019-20
Number of Graduates	40	31	30
Number of Respondents	23	21	21
Number of Employed Respondents	20	19	19
Percentage of Employed Respondents	87%	90%	90%
Number of Respondents Employed in Training Related Occupations	17	17	14
Percentage of Respondents Employed in Training Related Occupations	74%	81%	67%

Salary - Last Three Years



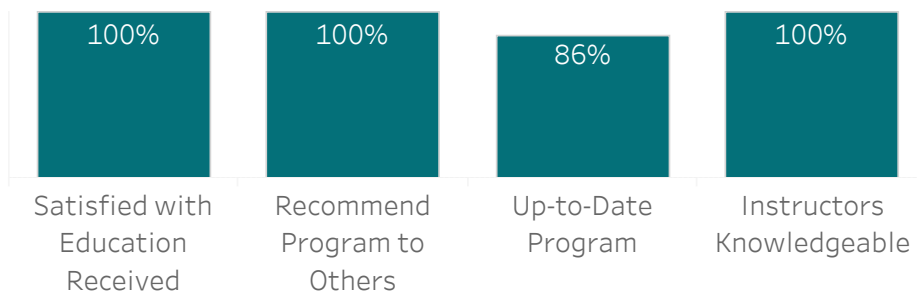


Electronic Engineering Technology

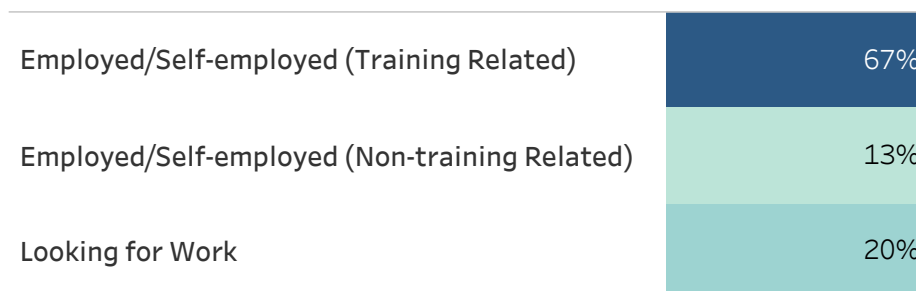
Diploma

This program provides the knowledge and skills required to test, repair, and design a wide range of electronic equipment. Graduates have found employment in a broad range of electronics-related occupations: in research and development; assisting in project development; in technical sales, selling and servicing electronic equipment; and in design and quality control. Note: This program has a common first year of training in Electrical Engineering Technology.

Satisfaction - 2019-20



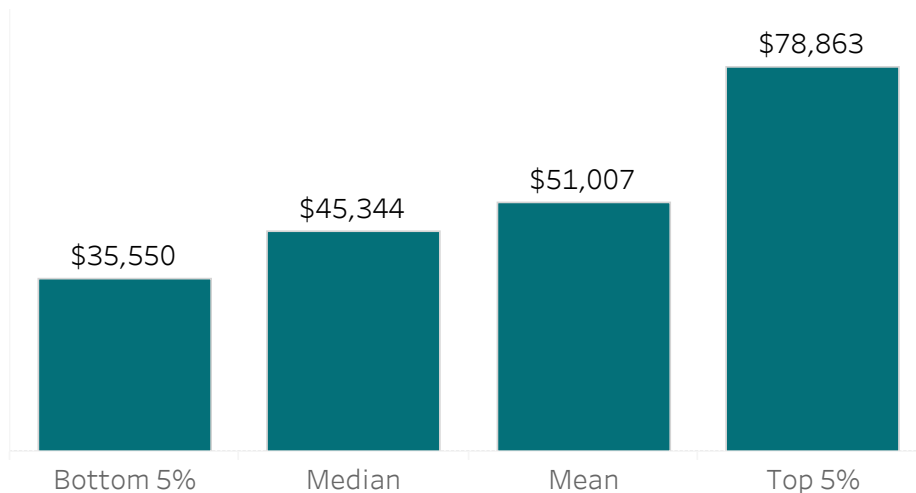
Graduate Activity - 2019-20



Three Year Comparison of Employed Respondents

	2017-18	2018-19	2019-20
Number of Graduates	29	24	25
Number of Respondents	19	12	15
Number of Employed Respondents	18	11	12
Percentage of Employed Respondents	95%	92%	80%
Number of Respondents Employed in Training Related Occupations	16	9	10
Percentage of Respondents Employed in Training Related Occupations	84%	75%	67%

Salary - Last Three Years



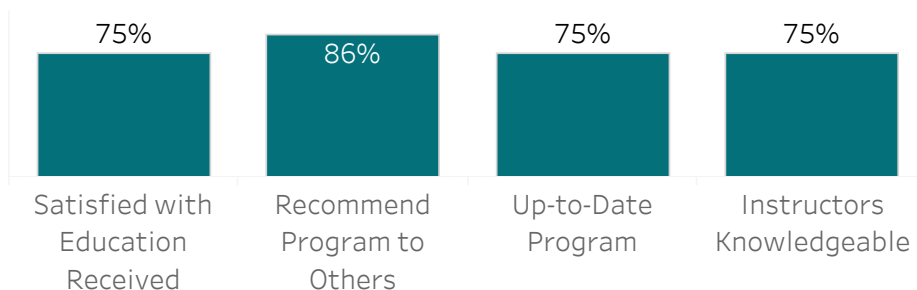


Instrumentation and Control Engineering Technology

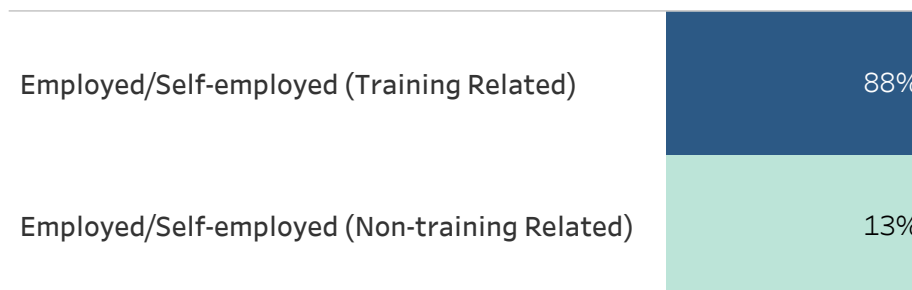
Diploma

This program provides the knowledge and skills related to industrial instrumentation. Technologists use their skills to design and calibrate systems used to measure, record, and control industrial process variables. Graduates have found employment as instrument engineering technologists, junior control loop designers, and technical sales people in engineering offices and manufacturing plants. Note: This program has a common first year of training in Electrical Engineering Technology.

Satisfaction - 2019-20



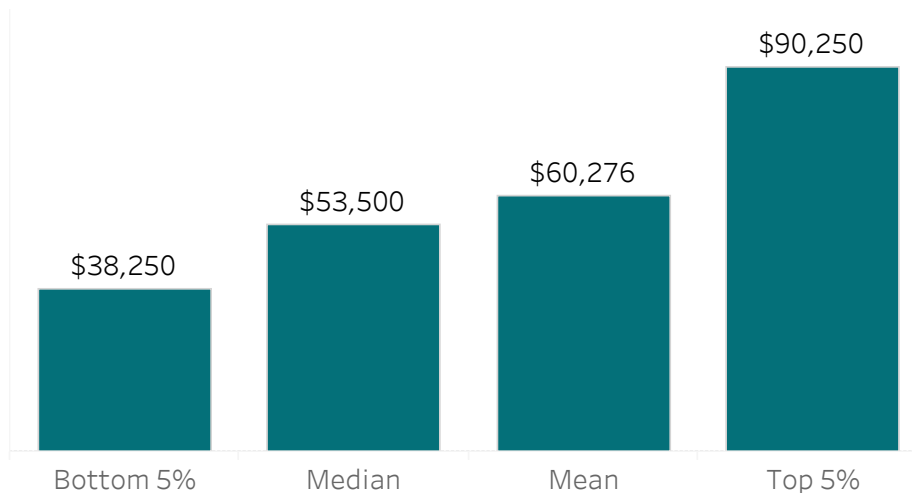
Graduate Activity - 2019-20



Three Year Comparison of Employed Respondents

	2017-18	2018-19	2019-20
Number of Graduates	10	11	12
Number of Respondents	3	6	8
Number of Employed Respondents	3	6	8
Percentage of Employed Respondents	100%	100%	100%
Number of Respondents Employed in Training Related Occupations	3	5	7
Percentage of Respondents Employed in Training Related Occupations	100%	83%	88%

Salary - Last Three Years





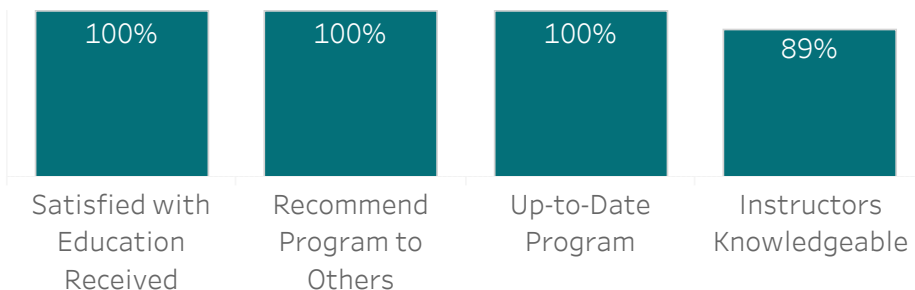
Introduction to Electrical Engineering Technology

Certificate

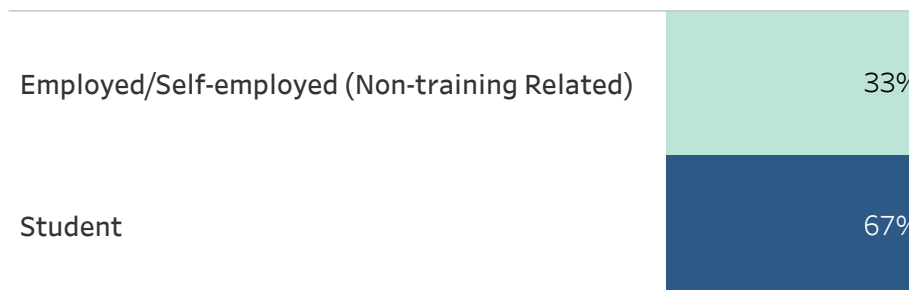
This program will provide a solid foundation in Electrical, Electronic, or Instrumentation Engineering Technology for someone who does not meet the admission requirements for the 28-month Electrical Engineering Technology programs. The program includes both preparatory courses and some Term 1 Electrical Engineering Technology courses which may reduce your Term 1 course load if you continue into the EET program.

No salary data to display: too small a sample where $n < 5$ responses with salary data.

Satisfaction - 2019-20



Graduate Activity - 2019-20



Three Year Comparison of Employed Respondents

	2017-18	2018-19	2019-20
Number of Graduates	15	13	24
Number of Respondents	4	8	9
Number of Employed Respondents	2	5	3
Percentage of Employed Respondents	50%	63%	33%
Number of Respondents Employed in Training Related Occupations	0	0	0
Percentage of Respondents Employed in Training Related Occupations	0%	0%	0%

Salary - Last Three Years

There is no salary to be reported

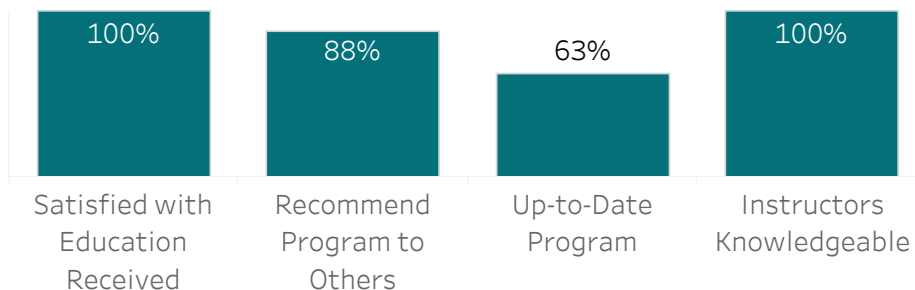


Network Services Technician

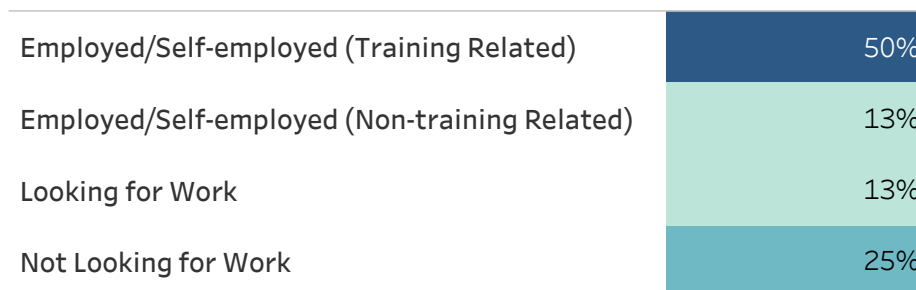
Certificate

The Network and Services Technician program is for individuals who wish to enter the Information Technology profession. No Information Technology pre-knowledge is required. The Network and Services Technician program is an 8-month program that provides the student with a general knowledge base that can be applied in both the SOHO networking environment as well as targeting a junior position in a larger corporate IT department. The focus is to provide the graduate with a broad based basic competency in a number of key areas.

Satisfaction - 2019-20



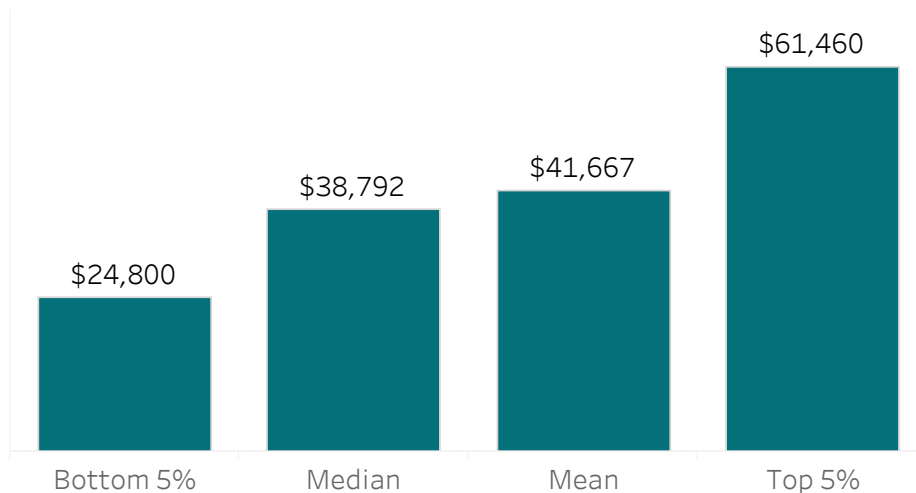
Graduate Activity - 2019-20



Three Year Comparison of Employed Respondents

	2017-18	2018-19	2019-20
Number of Graduates	25	25	10
Number of Respondents	14	14	8
Number of Employed Respondents	14	12	5
Percentage of Employed Respondents	100%	86%	63%
Number of Respondents Employed in Training Related Occupations	9	7	4
Percentage of Respondents Employed in Training Related Occupations	64%	50%	50%

Salary - Last Three Years

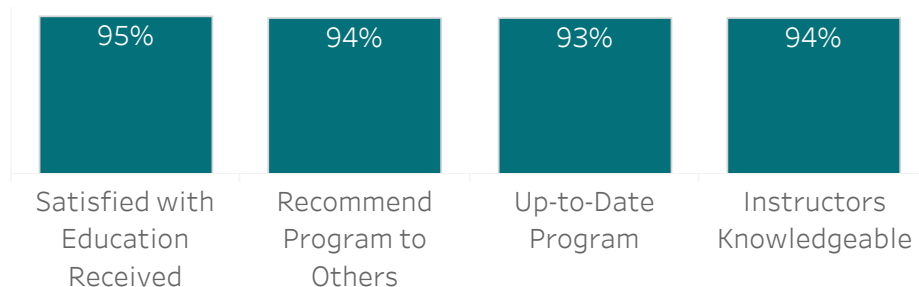




All Programs in Electrical, Mechanical & Manufacturing

This division's programs provide students with skills needed for working in electrical, mechanical, or manufacturing related jobs.

Satisfaction - 2019-20



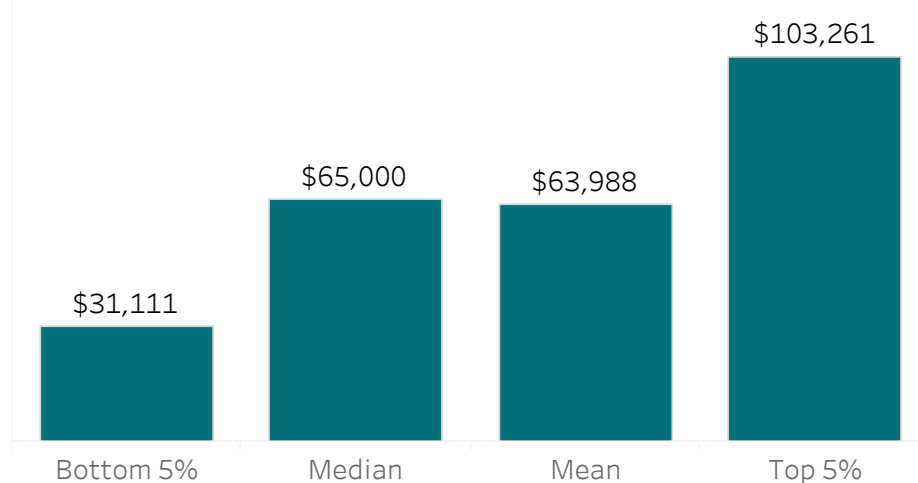
Three Year Comparison of Employed Respondents

	2017-18	2018-19	2019-20
Number of Graduates	453	421	307
Number of Respondents	196	180	132
Number of Employed Respondents	190	175	124
Percentage of Employed Respondents	97%	97%	94%
Number of Respondents Employed in Training Related Occupations	170	158	116
Percentage of Respondents Employed in Training Related Occupations	87%	88%	88%

Graduate Activity - 2019-20

Employed/Self-employed (Training Related)	88%
Employed/Self-employed (Non-training Related)	6%
Looking for Work	5%
Not Looking for Work	2%

Salary - Last Three Years



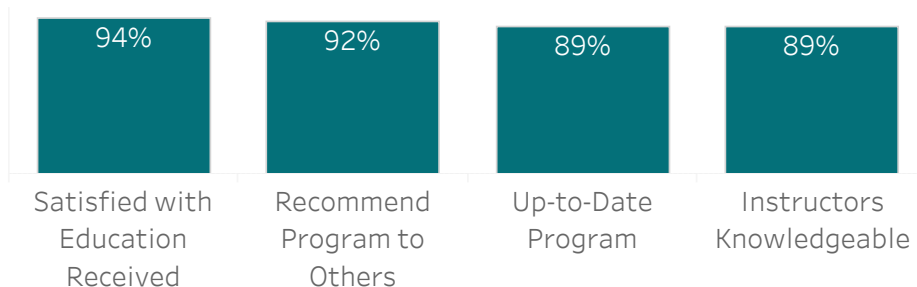


App Construction Electrician

Diploma

A construction electrician plans, assembles, installs, repairs, tests and maintains electrical fixtures and systems that provide heat, light, power or control in residential, commercial and industrial buildings. Construction electricians ensure that the electrical apparatus and systems people at home and in business depend on every day are safe and operate properly. Electricians also troubleshoot and repair or reinstall electrical systems when required. They must have the experience to safely remove electrical services and systems as well as assess the suitability of existing services for future use. Many electricians specialize in specific types of installations such as new home construction or in the commercial and industrial sectors in hospitals or factories.

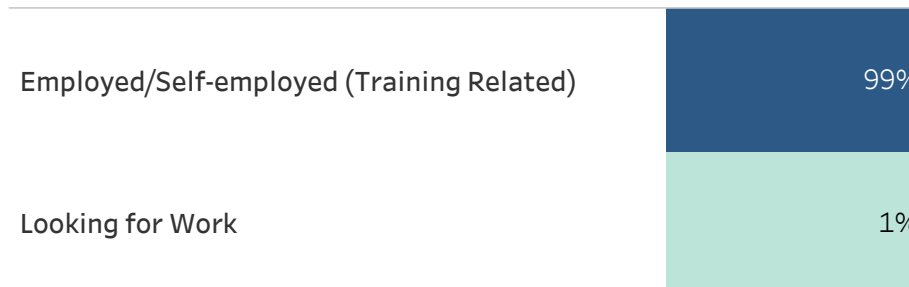
Satisfaction - 2019-20



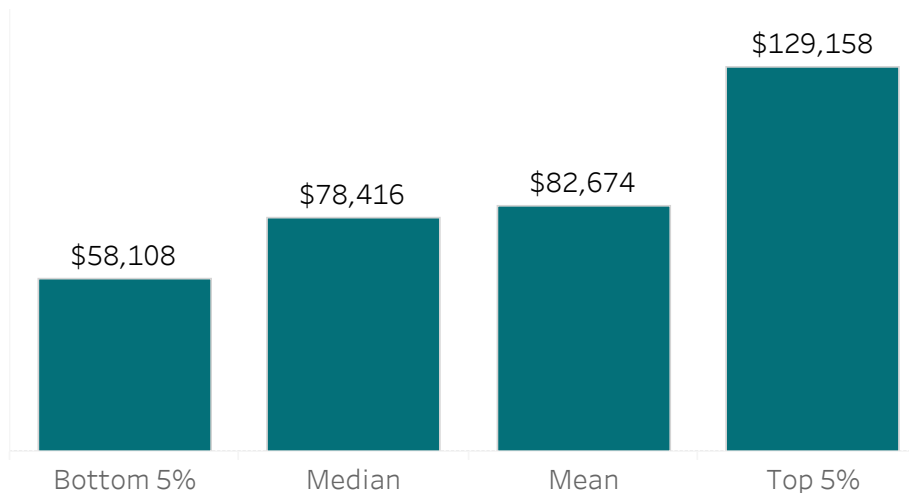
Three Year Comparison of Employed Respondents

	2017-18	2018-19	2019-20
Number of Graduates	241	267	191
Number of Respondents	78	86	68
Number of Employed Respondents	76	84	67
Percentage of Employed Respondents	97%	98%	99%
Number of Respondents Employed in Training Related Occupations	74	81	67
Percentage of Respondents Employed in Training Related Occupations	95%	94%	99%

Graduate Activity - 2019-20



Salary - Last Three Years



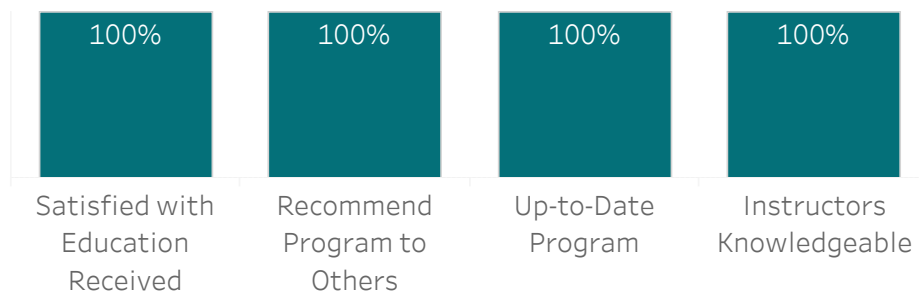


Electrical

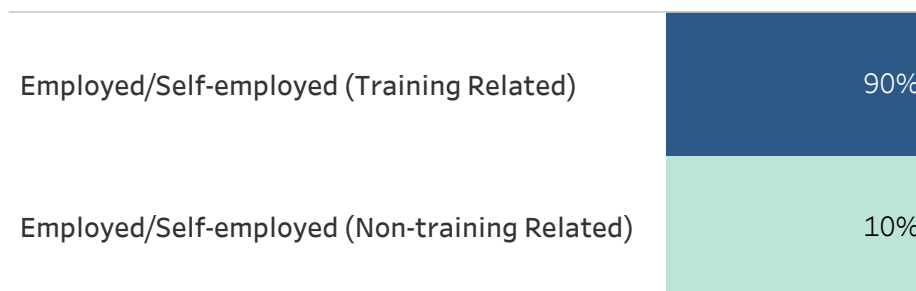
Certificate

This program provides the knowledge and skills required for employment in the electrical construction industry, public utilities, motor repair facilities, plus manufacturers and distributors of electrical equipment. Students gain knowledge in the fundamentals of electricity, electrical codes, wiring practices, and trade safety awareness. Graduates may find jobs with utility companies, contractors, manufacturers, or distributors of electrical equipment and machinery, or in many other areas where electrical equipment is used and sold.

Satisfaction - 2019-20



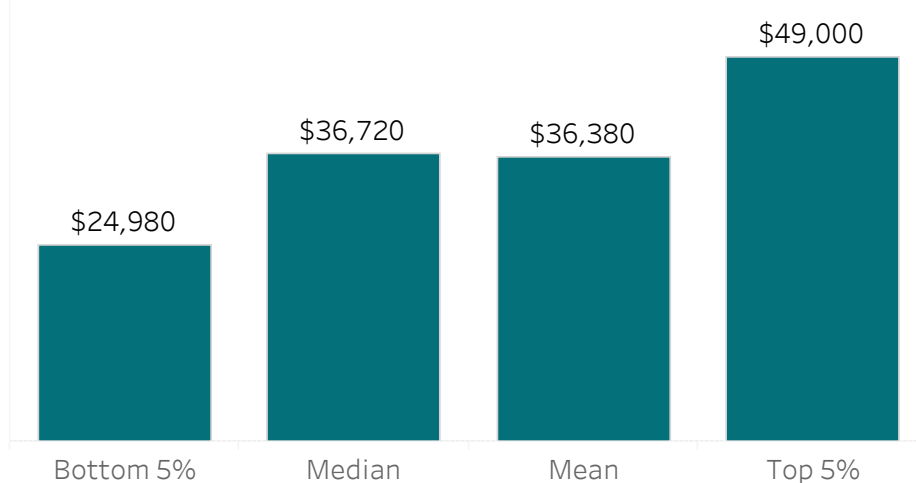
Graduate Activity - 2019-20



Three Year Comparison of Employed Respondents

	2017-18	2018-19	2019-20
Number of Graduates	71	28	16
Number of Respondents	35	22	10
Number of Employed Respondents	32	21	10
Percentage of Employed Respondents	91%	95%	100%
Number of Respondents Employed in Training Related Occupations	26	17	9
Percentage of Respondents Employed in Training Related Occupations	74%	77%	90%

Salary - Last Three Years



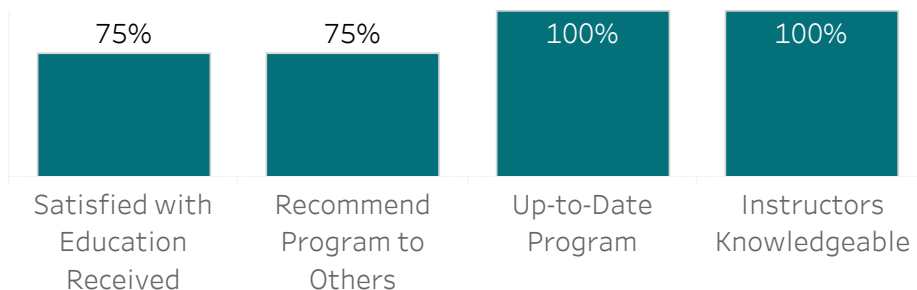


Manufacturing Computer Aided Drafting (CAD)

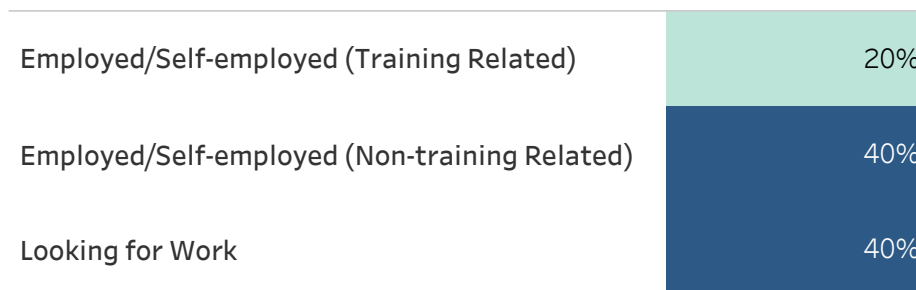
Certificate

This program provides students with the skills necessary to produce computer-aided mechanical drawings of components and assemblies of industrial machines, machinery parts, and other mechanical equipment. Graduates find employment with engineering firms, consulting firms, manufacturing companies, utility companies, aerospace and other industries where CAD skills are required. Graduates have also found employment as technical representatives, sales persons for metal-working equipment and product companies, shop inspectors, and designers.

Satisfaction - 2019-20



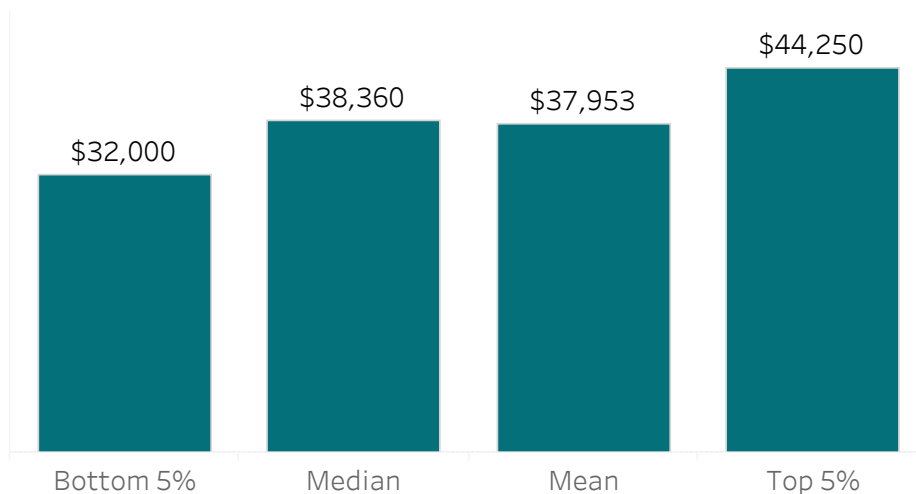
Graduate Activity - 2019-20



Three Year Comparison of Employed Respondents

	2018-19	2019-20
Number of Graduates	9	9
Number of Respondents	6	5
Number of Employed Respondents	6	3
Percentage of Employed Respondents	100%	60%
Number of Respondents Employed in Training Related Occupations	6	1
Percentage of Respondents Employed in Training Related Occupations	100%	20%

Salary - Last Three Years



Note: "Salary - Last Three Years" does not currently have 3 years of data available.

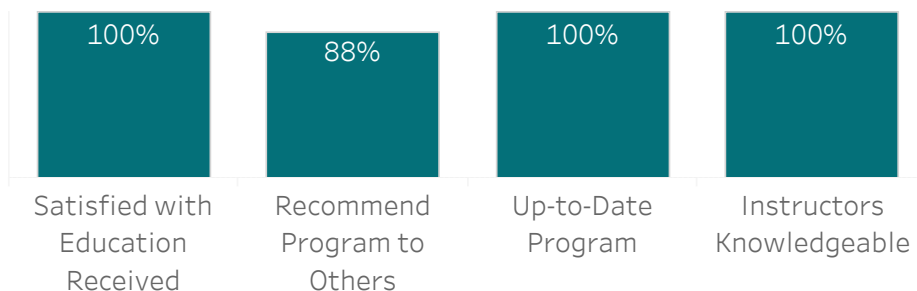


Manufacturing Technician

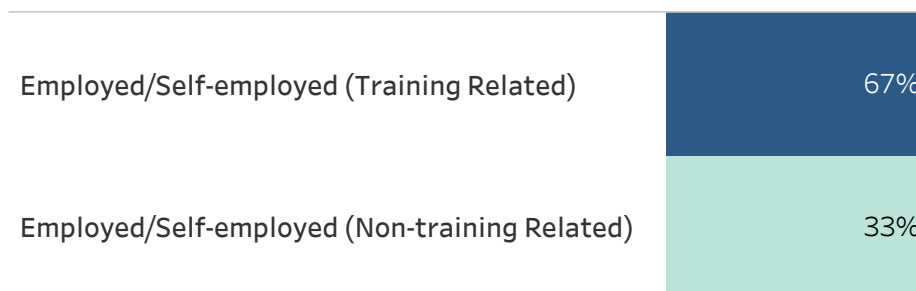
Diploma

This program prepares students for a career as a manufacturing technician with knowledge of manufacturing processes including conventional machining and metal forming operations, composites, and advanced manufacturing methods. The program also provides an introduction to robotics and automation, non-destructive testing, dimensional metrology, and quality inspection methods. Graduates of the program find careers in manufacturing, aerospace, or the ground transportation sectors. They also find employment as machinists or CNC programmers.

Satisfaction - 2019-20



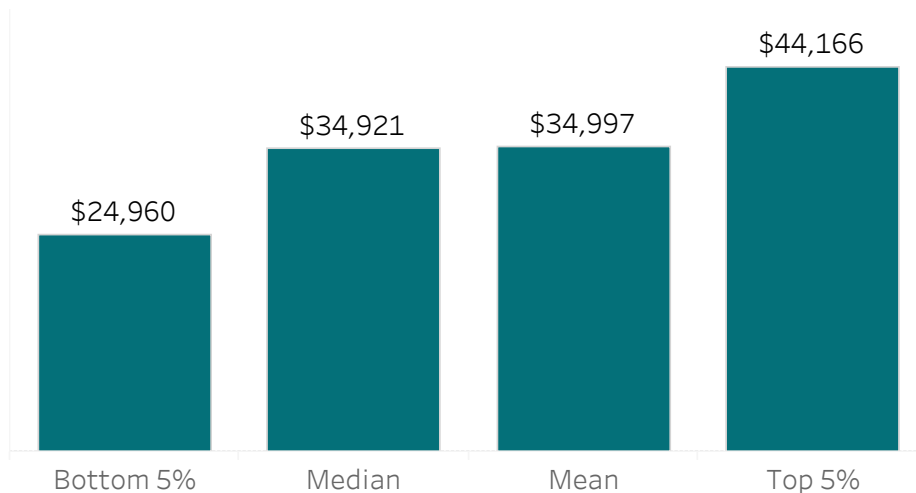
Graduate Activity - 2019-20



Three Year Comparison of Employed Respondents

	2017-18	2018-19	2019-20
Number of Graduates	11	7	12
Number of Respondents	6	4	9
Number of Employed Respondents	6	4	9
Percentage of Employed Respondents	100%	100%	100%
Number of Respondents Employed in Training Related Occupations	6	4	6
Percentage of Respondents Employed in Training Related Occupations	100%	100%	67%

Salary - Last Three Years



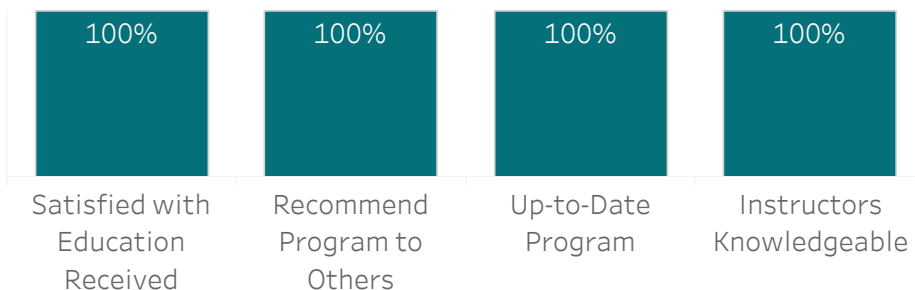


Mechanical Engineering Technology

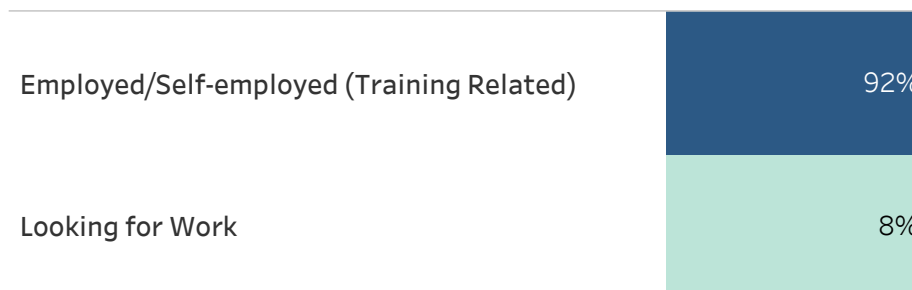
Diploma

This program prepares graduates to work in the design and production of high-quality manufactured goods. Students learn about design, manufacturing methods, quality assurance, equipment selection, computer-aided engineering, building systems design and control, mechanical analysis, computer applications, and supervision and management. It has been accredited by the Certified Technicians and Technologists Association of Manitoba, and the Canadian Council of Technicians and Technologists, providing Canada-wide reciprocity with other provincial organizations. Graduates find employment in design, technical sales, manufacturing, research, instruction, and management in Aerospace, Agriculture, Air conditioning, Consulting engineering, Fluid power, Foundries, Government service, Mining, Refrigeration, and Transportation.

Satisfaction - 2019-20



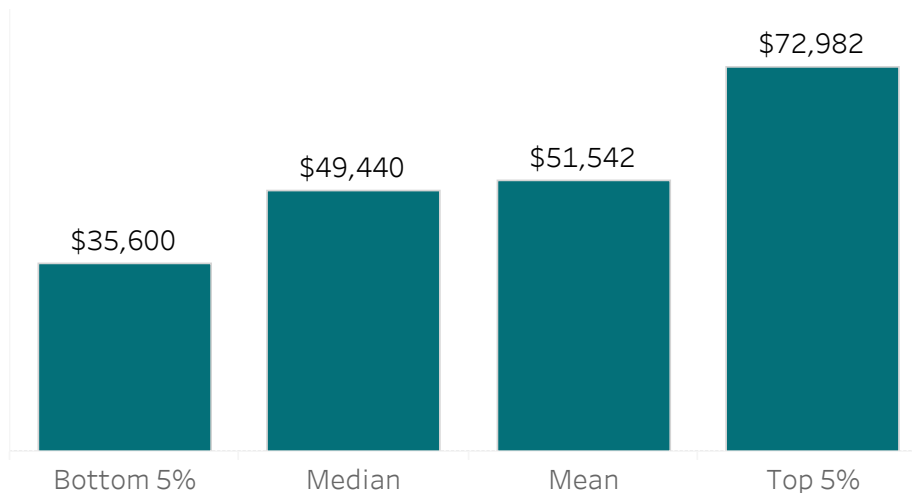
Graduate Activity - 2019-20



Three Year Comparison of Employed Respondents

	2017-18	2018-19	2019-20
Number of Graduates	34	23	22
Number of Respondents	16	16	12
Number of Employed Respondents	16	14	11
Percentage of Employed Respondents	100%	88%	92%
Number of Respondents Employed in Training Related Occupations	12	13	11
Percentage of Respondents Employed in Training Related Occupations	75%	81%	92%

Salary - Last Three Years



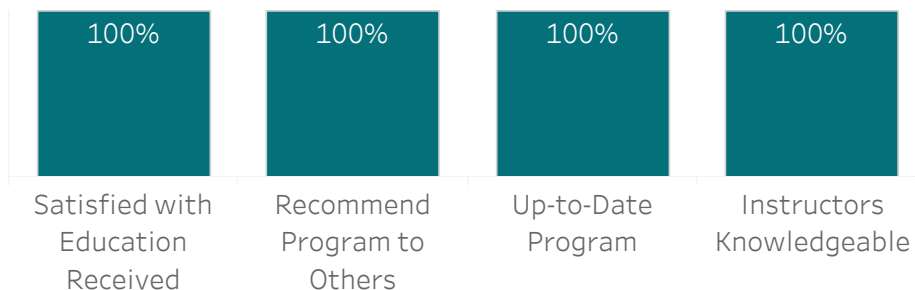


Power Engineering Technology

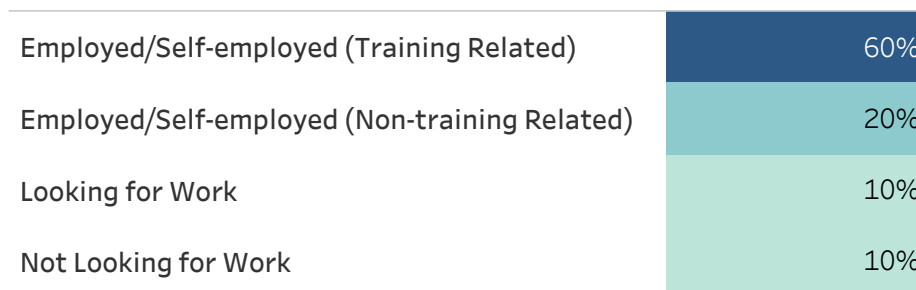
Diploma

This program develops the knowledge and skills required for the safe and efficient operation of process equipment in residential, institutional, commercial, and industrial establishments. The program's main focus is on power plant operation. Upon successful completion of the course requirements students may challenge the Province of Manitoba licensing exams at the Fourth and Third Class levels. The program has an optional exit point at the end of the first year.

Satisfaction - 2019-20



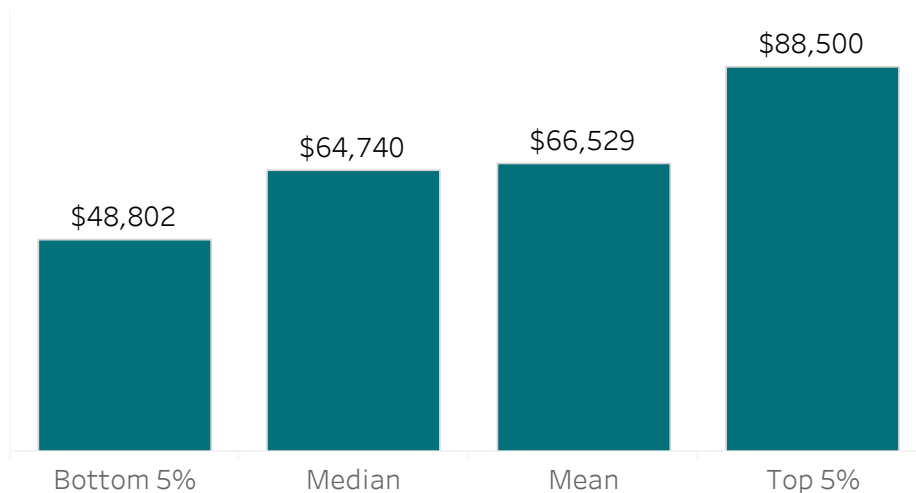
Graduate Activity - 2019-20



Three Year Comparison of Employed Respondents

	2017-18	2018-19	2019-20
Number of Graduates	12	14	16
Number of Respondents	8	6	10
Number of Employed Respondents	8	6	8
Percentage of Employed Respondents	100%	100%	80%
Number of Respondents Employed in Training Related Occupations	6	4	6
Percentage of Respondents Employed in Training Related Occupations	75%	67%	60%

Salary - Last Three Years



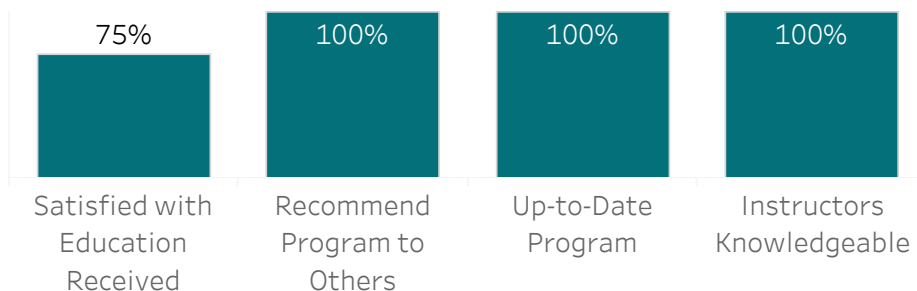


Precision Metal Machining

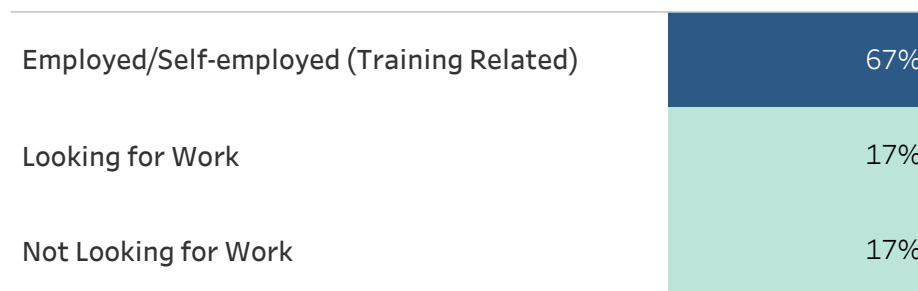
Certificate

This program is a pre-employment program designed for students wishing to pursue an apprenticeship career path as a machinist or enter the workforce as a CNC operator. Graduates may find jobs as entry-level machine operators, or senior machine operators/setters, operations managers. Related employment may also be found in supervisory positions, quality assurance/ inspection, production planning, engineering, product development and research, CNC programming, or technical service and training.

Satisfaction - 2019-20



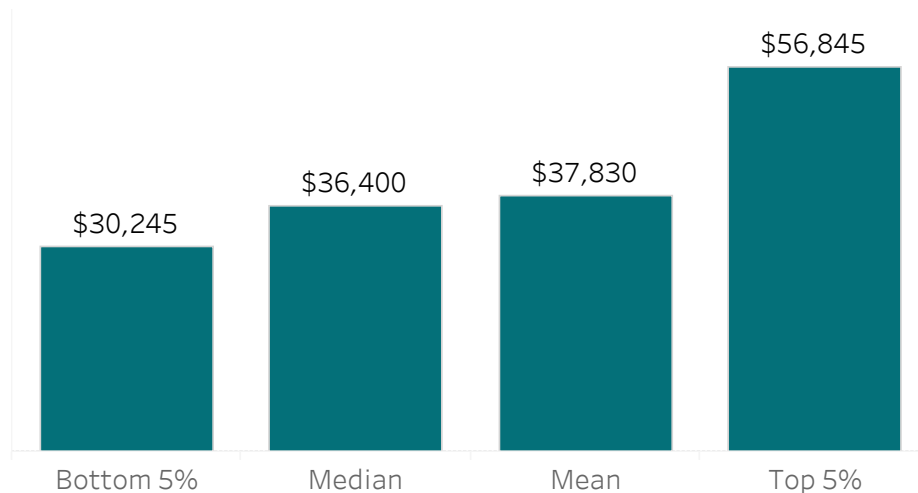
Graduate Activity - 2019-20



Three Year Comparison of Employed Respondents

	2017-18	2018-19	2019-20
Number of Graduates	16	10	12
Number of Respondents	12	6	6
Number of Employed Respondents	12	6	4
Percentage of Employed Respondents	100%	100%	67%
Number of Respondents Employed in Training Related Occupations	11	6	4
Percentage of Respondents Employed in Training Related Occupations	92%	100%	67%

Salary - Last Three Years



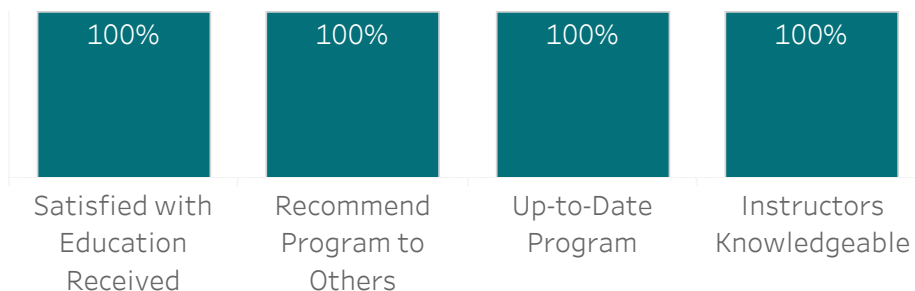


Welding

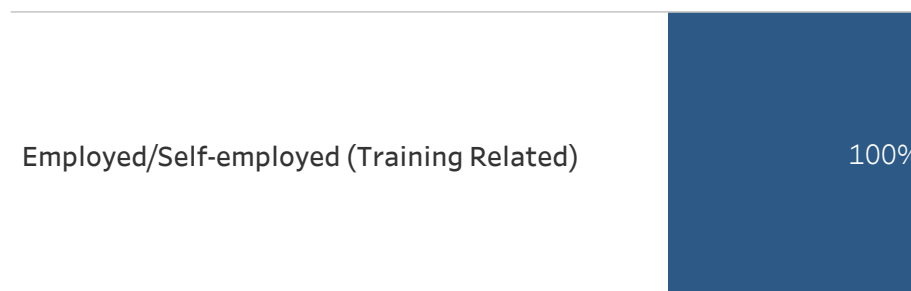
Certificate

The Welding program develops the skills and knowledge required to safely and effectively perform the oxyacetylene, arc, tungsten inert gas (TIG), and metal inert gas (MIG) welding processes and related operations. This is not an apprenticeship program, but may provide credit transfer opportunities towards apprenticeship. Graduates have found employment in aircraft maintenance, in the manufacturing of farm equipment and in heavy equipment repairs. Other graduates are employed in highway construction, northern mines and hydro-electric power plants.

Satisfaction - 2019-20



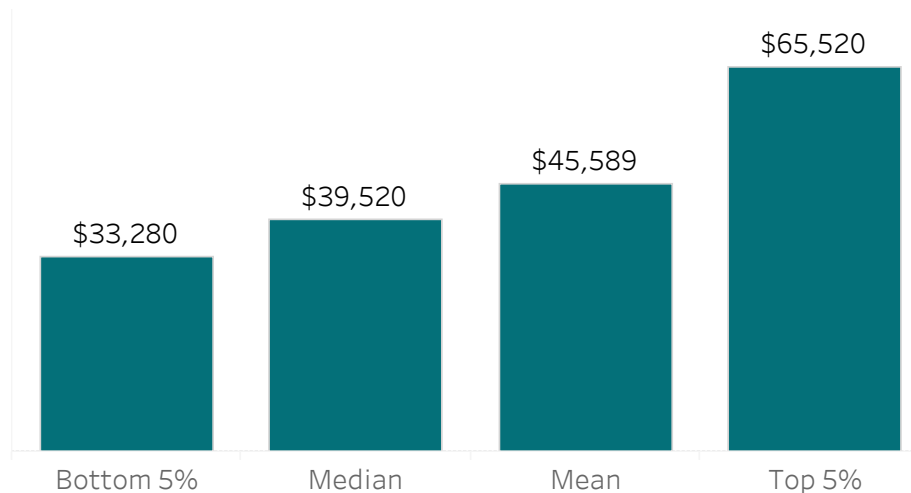
Graduate Activity - 2019-20



Three Year Comparison of Employed Respondents

	2017-18	2018-19	2019-20
Number of Graduates	29	30	10
Number of Respondents	23	19	8
Number of Employed Respondents	22	19	8
Percentage of Employed Respondents	96%	100%	100%
Number of Respondents Employed in Training Related Occupations	22	19	8
Percentage of Respondents Employed in Training Related Occupations	96%	100%	100%

Salary - Last Three Years

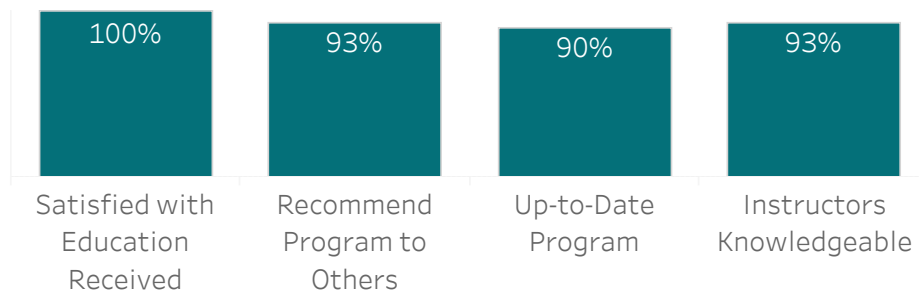




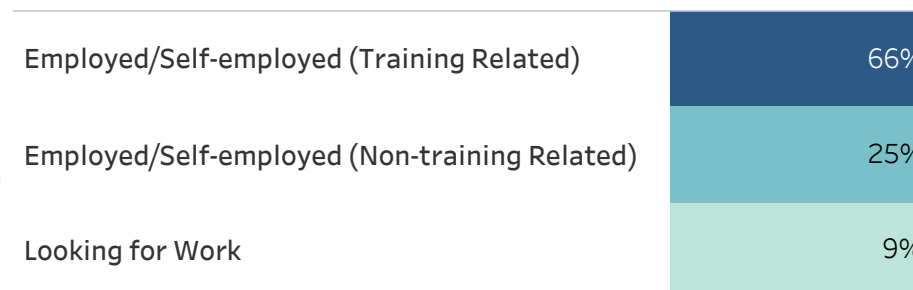
All Programs in Stevenson Aviation & Aerospace Training

Stevenson Campus offers a variety of programs and specialty courses to meet industry requirements and prepare students to work in all aspects of the aviation and aerospace sector.

Satisfaction - 2019-20



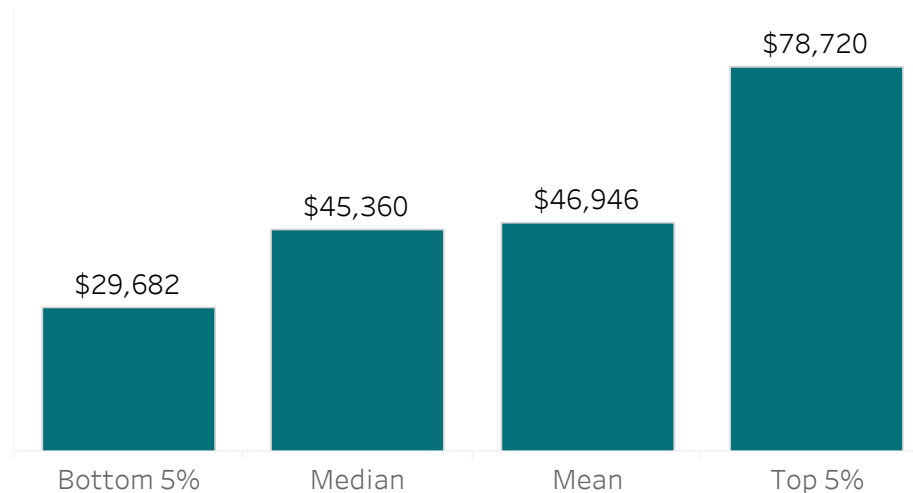
Graduate Activity - 2019-20



Three Year Comparison of Employed Respondents

	2017-18	2018-19	2019-20
Number of Graduates	79	84	54
Number of Respondents	36	38	32
Number of Employed Respondents	35	36	29
Percentage of Employed Respondents	97%	95%	91%
Number of Respondents Employed in Training Related Occupations	29	27	21
Percentage of Respondents Employed in Training Related Occupations	81%	71%	66%

Salary - Last Three Years



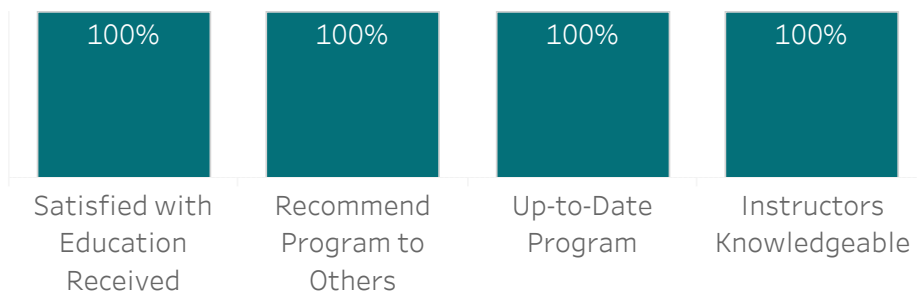


Aerospace Manufacturing

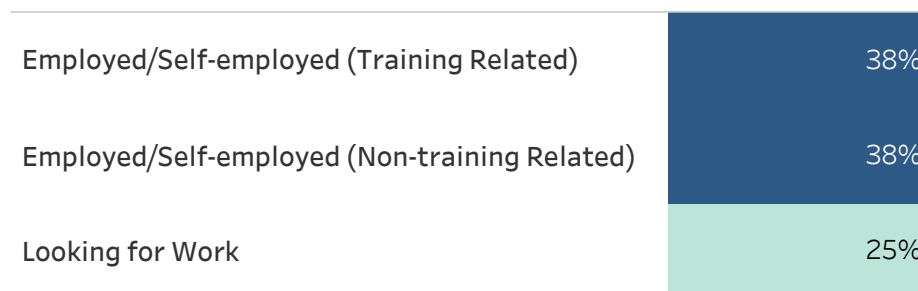
Certificate

Aerospace Manufacturing was collaboratively developed by Boeing Canada, Bristol Aerospace, and RRC Polytech to prepare students for positions as skilled production workers in the area of aerospace composite manufacturing. Graduates of the program have the opportunity to enter a number of companies in the Winnipeg market that repair or manufacture composite structure.

Satisfaction - 2019-20



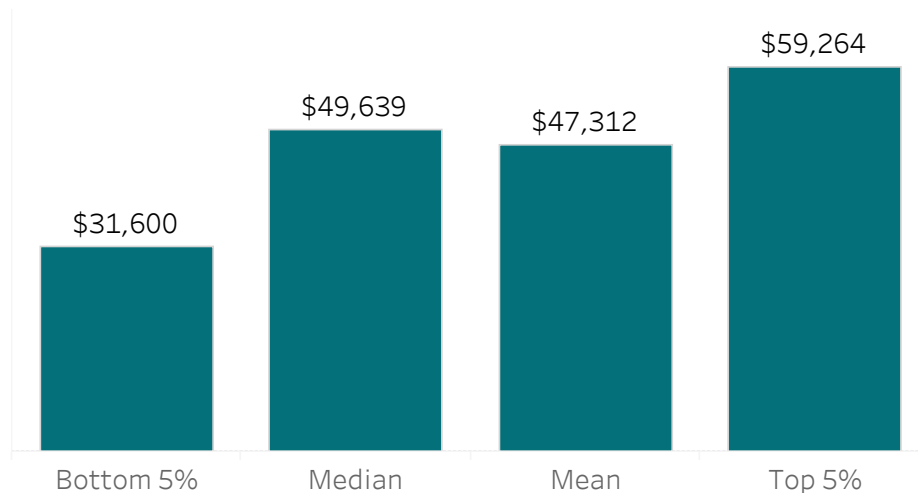
Graduate Activity - 2019-20



Three Year Comparison of Employed Respondents

	2017-18	2018-19	2019-20
Number of Graduates	29	26	13
Number of Respondents	16	15	8
Number of Employed Respondents	16	13	6
Percentage of Employed Respondents	100%	87%	75%
Number of Respondents Employed in Training Related Occupations	16	6	3
Percentage of Respondents Employed in Training Related Occupations	100%	40%	38%

Salary - Last Three Years



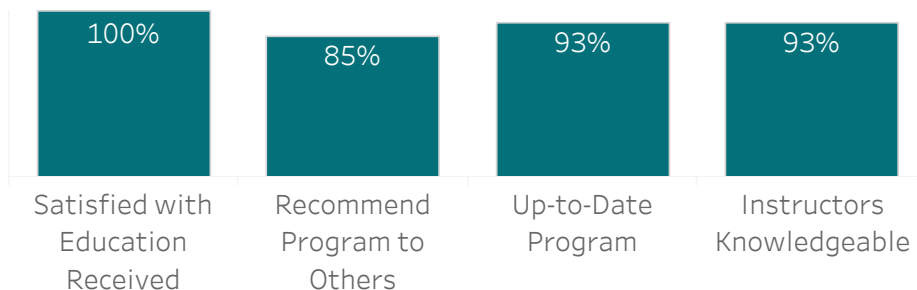


Aircraft Maintenance Engineer

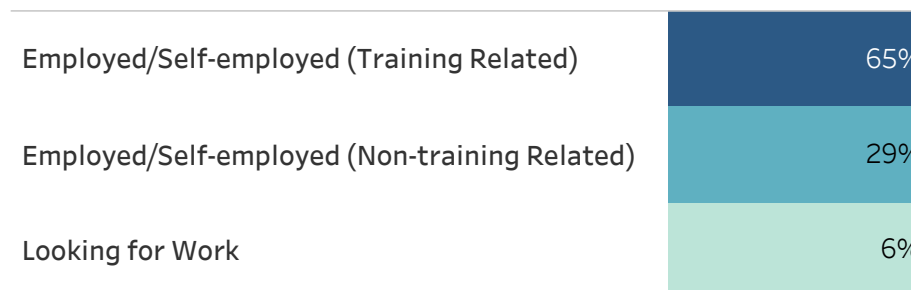
Diploma

The purpose of this program is to develop knowledge and skills in maintenance of both large and small airplanes and helicopters. This program is Transport Canada approved to provide basic training towards an Aircraft Maintenance Engineer "M" License. Graduates may find opportunities across Canada with potential employers including passenger and cargo air carriers, air charter companies, flight schools, and nationally approved Aircraft Maintenance Organizations (AMOs).

Satisfaction - 2019-20



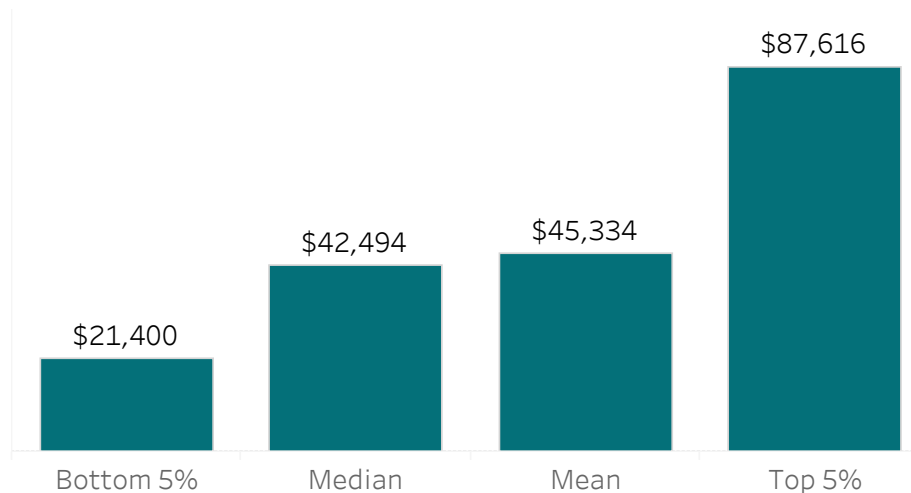
Graduate Activity - 2019-20



Three Year Comparison of Employed Respondents

	2017-18	2018-19	2019-20
Number of Graduates	27	29	29
Number of Respondents	9	14	17
Number of Employed Respondents	9	14	16
Percentage of Employed Respondents	100%	100%	94%
Number of Respondents Employed in Training Related Occupations	6	12	11
Percentage of Respondents Employed in Training Related Occupations	67%	86%	65%

Salary - Last Three Years



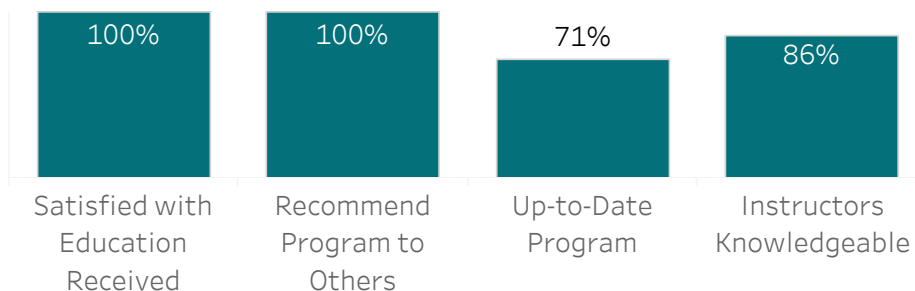


Apprentice Aircraft Maintenance Journeyperson

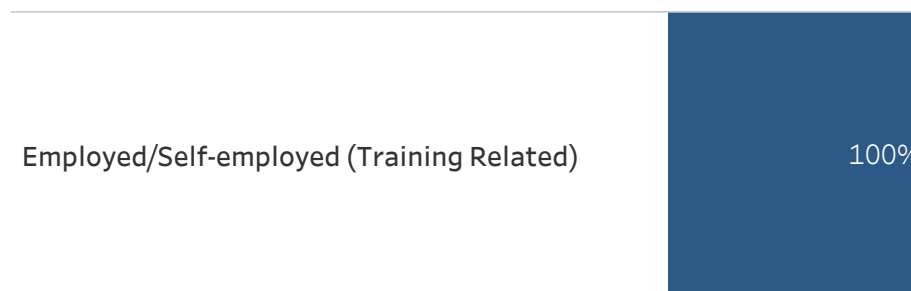
Diploma

An aircraft maintenance journeyperson inspects aircraft, completes aircraft weight and balance reports, tows and taxis aircraft, and troubleshoots and repairs aircraft systems. Aircraft maintenance journeypersons are employed by passenger and aircraft carriers and in specialty repair shops.

Satisfaction - 2019-20



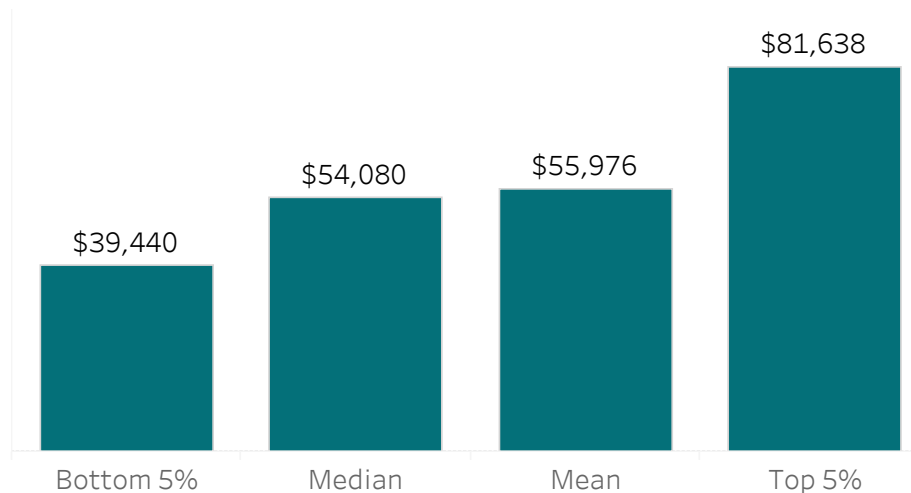
Graduate Activity - 2019-20



Three Year Comparison of Employed Respondents

	2017-18	2018-19	2019-20
Number of Graduates	12	19	12
Number of Respondents	5	5	7
Number of Employed Respondents	5	5	7
Percentage of Employed Respondents	100%	100%	100%
Number of Respondents Employed in Training Related Occupations	4	5	7
Percentage of Respondents Employed in Training Related Occupations	80%	100%	100%

Salary - Last Three Years

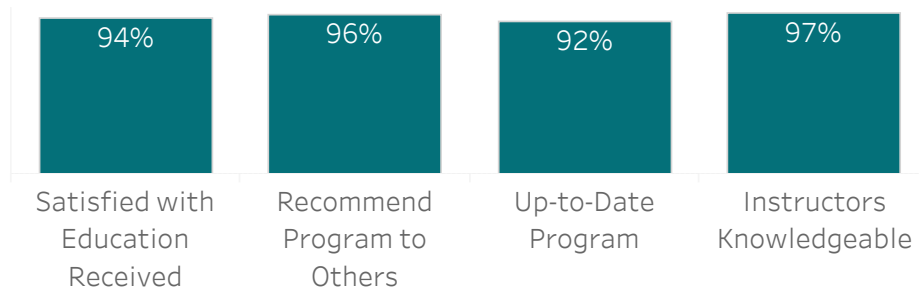




All Programs in Transportation & Heavy Apprenticeship Trades

This division prepares students to work in the automotive maintenance and repair industry, as well as the heavy equipment trades.

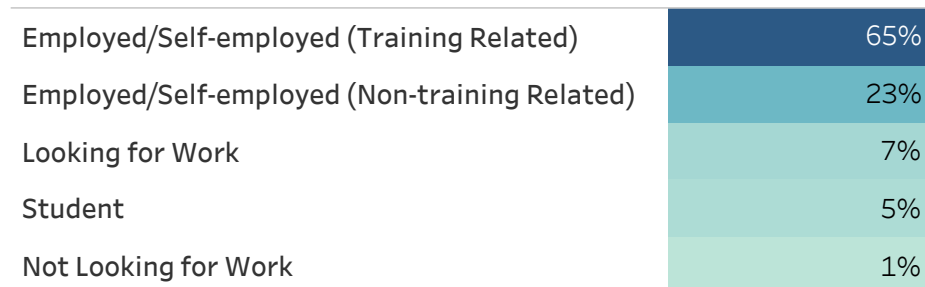
Satisfaction - 2019-20



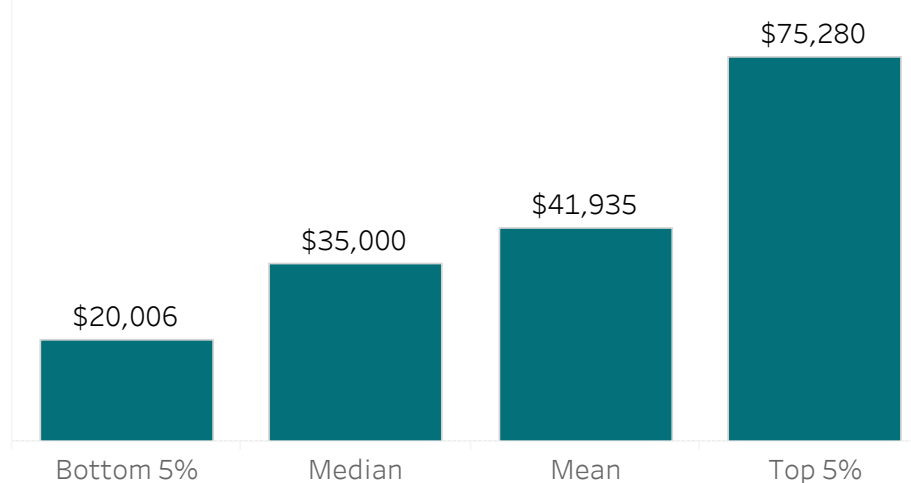
Three Year Comparison of Employed Respondents

	2017-18	2018-19	2019-20
Number of Graduates	391	420	380
Number of Respondents	182	183	176
Number of Employed Respondents	167	169	155
Percentage of Employed Respondents	92%	92%	88%
Number of Respondents Employed in Training Related Occupations	148	138	115
Percentage of Respondents Employed in Training Related Occupations	81%	75%	65%

Graduate Activity - 2019-20



Salary - Last Three Years



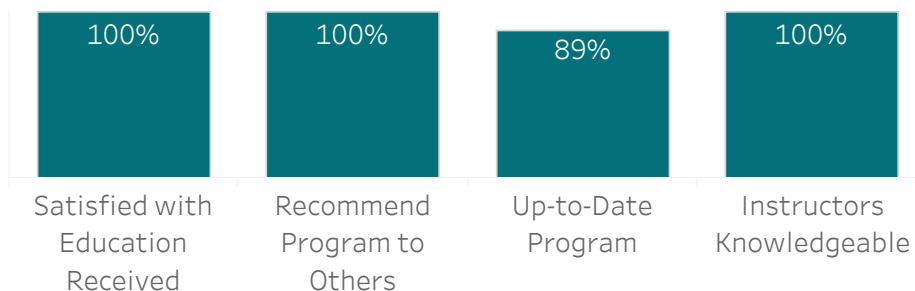


App Automotive Service Technician

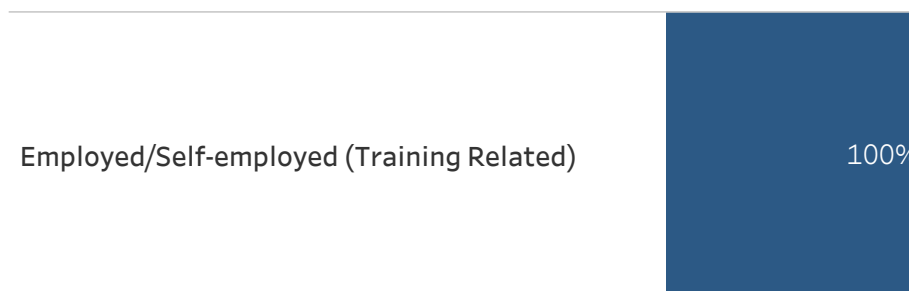
Diploma

An automotive service technician diagnoses malfunctions in automobiles, buses and trucks and repairs them. They work on all parts of both gas-powered and diesel-powered motor vehicles, perform scheduled maintenance and advise customers on work performed, general vehicle conditioning and future repair requirements. Automotive service technicians also perform safety checks for licensing and insurance. Potential employers include automotive dealerships, garages, service stations, specialty shops, manufacturers and public transit systems.

Satisfaction - 2019-20



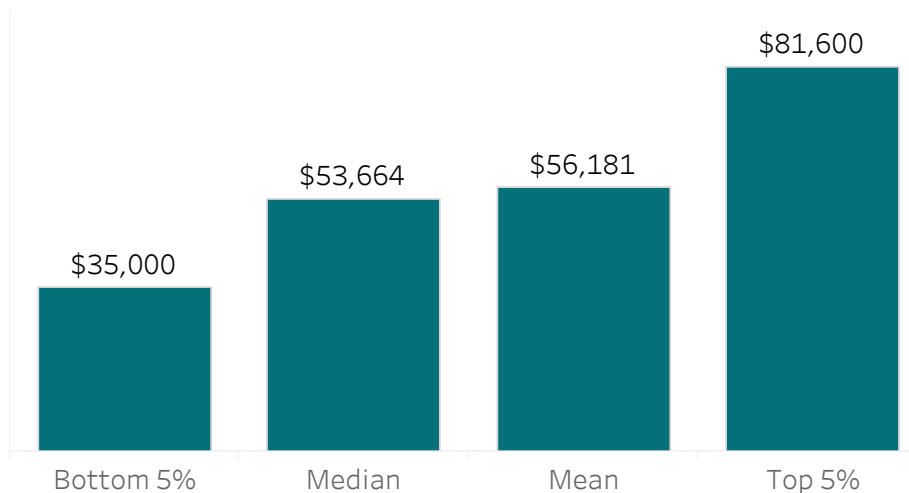
Graduate Activity - 2019-20



Three Year Comparison of Employed Respondents

	2017-18	2018-19	2019-20
Number of Graduates	36	46	34
Number of Respondents	11	16	9
Number of Employed Respondents	11	16	9
Percentage of Employed Respondents	100%	100%	100%
Number of Respondents Employed in Training Related Occupations	10	16	9
Percentage of Respondents Employed in Training Related Occupations	91%	100%	100%

Salary - Last Three Years



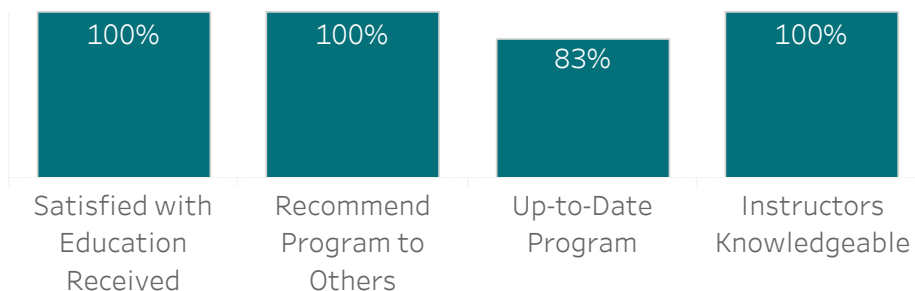


App Motor Vehicle Body Repairer

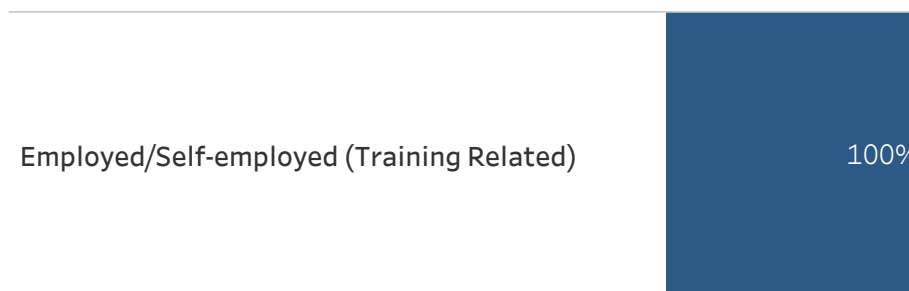
Diploma

Motor vehicle body repairers restore the structural integrity of damaged vehicles by straightening frames, fixing minor body damage, removing badly damaged sections and priming and painting all repaired surfaces. As a motor vehicle body repairer, you will also repair and/or replace vehicle glass and interior and exterior components of the vehicle. Duties also include verifying dimensional accuracy, system functions, passenger protection, proper alignment and proper handling. Employers include autobody repair shops, auto dealerships, specialty automobile shops and public transit systems.

Satisfaction - 2019-20



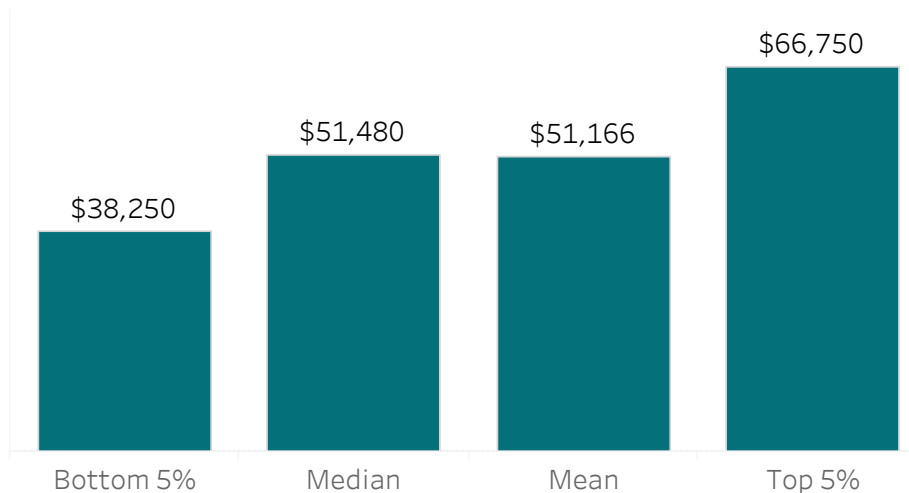
Graduate Activity - 2019-20



Three Year Comparison of Employed Respondents

	2017-18	2018-19	2019-20
Number of Graduates	16	23	15
Number of Respondents	4	5	6
Number of Employed Respondents	4	5	6
Percentage of Employed Respondents	100%	100%	100%
Number of Respondents Employed in Training Related Occupations	4	5	6
Percentage of Respondents Employed in Training Related Occupations	100%	100%	100%

Salary - Last Three Years



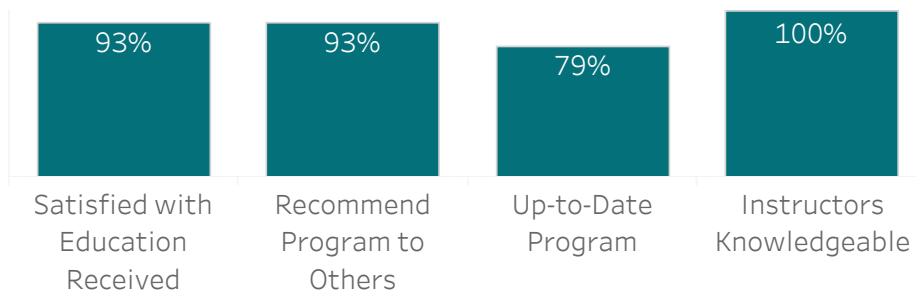


App Truck & Transport Mechanic

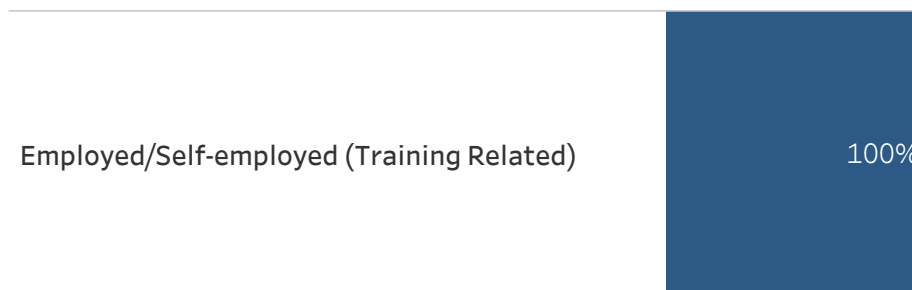
Diploma

A truck and transport mechanic is certified to service, repair, assemble and maintain transport trucks and buses, including those with a gross weight of 4,500 kilograms or more. Equipment registered to carry people, equipment or goods on a highway as designated under The Highway Traffic Act, are also included in this certification. Potential employers include truck and transport dealerships, trucking firms and repair centres.

Satisfaction - 2019-20



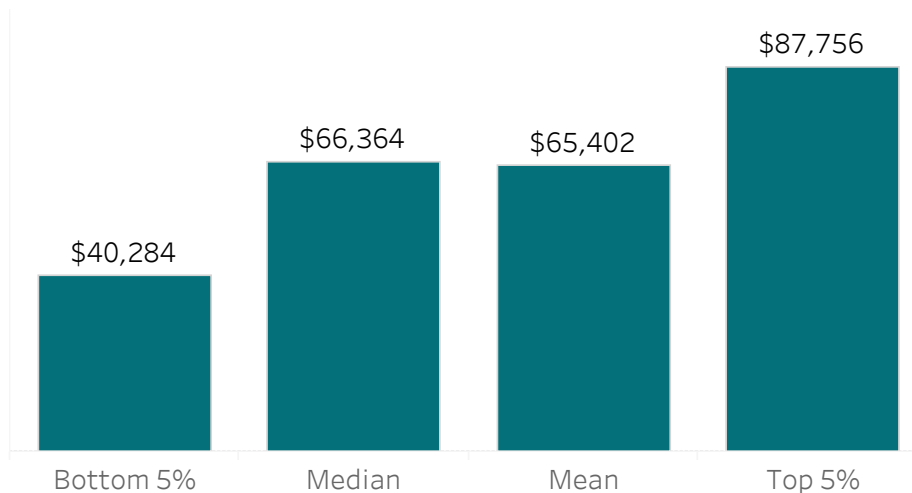
Graduate Activity - 2019-20



Three Year Comparison of Employed Respondents

	2017-18	2018-19	2019-20
Number of Graduates	43	67	49
Number of Respondents	11	17	14
Number of Employed Respondents	11	17	14
Percentage of Employed Respondents	100%	100%	100%
Number of Respondents Employed in Training Related Occupations	11	16	14
Percentage of Respondents Employed in Training Related Occupations	100%	94%	100%

Salary - Last Three Years



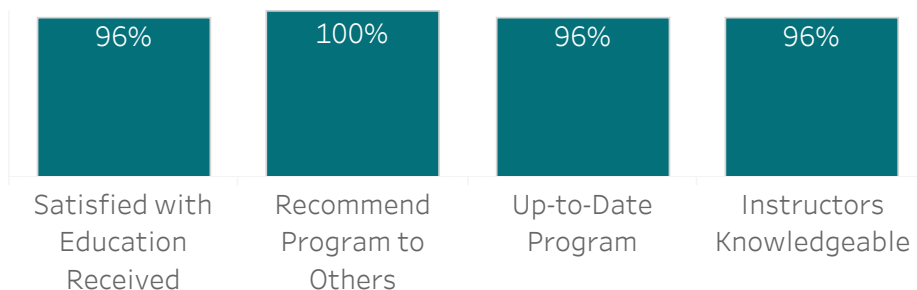


Automotive Technician-Certificate

Certificate

This program is designed to develop an understanding of the basic purpose, construction, operation and service of component parts and assemblies of an automobile. Students acquire the knowledge and skills required to disassemble, inspect, machine, calibrate and reassemble motor vehicle units and components. Graduates find employment in service stations, dealerships, large corporations, farming communities and allied industries where they may work in service, repair, sales, or parts distribution.

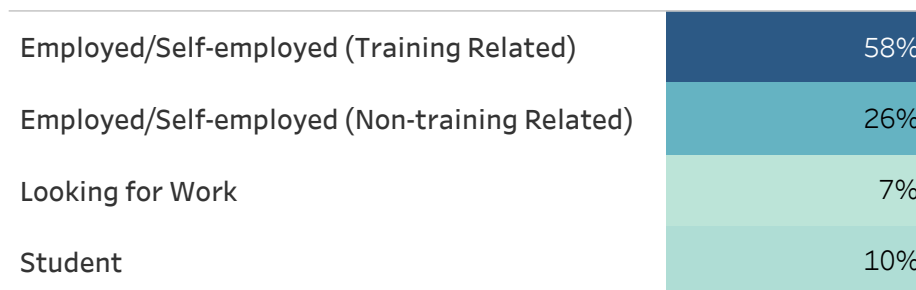
Satisfaction - 2019-20



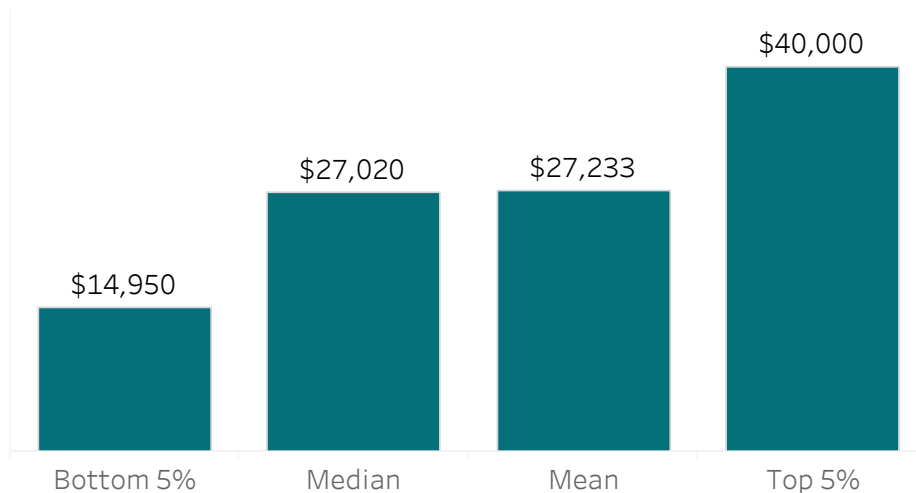
Three Year Comparison of Employed Respondents

	2017-18	2018-19	2019-20
Number of Graduates	121	138	131
Number of Respondents	73	72	73
Number of Employed Respondents	66	62	61
Percentage of Employed Respondents	90%	86%	84%
Number of Respondents Employed in Training Related Occupations	52	42	42
Percentage of Respondents Employed in Training Related Occupations	71%	58%	58%

Graduate Activity - 2019-20



Salary - Last Three Years



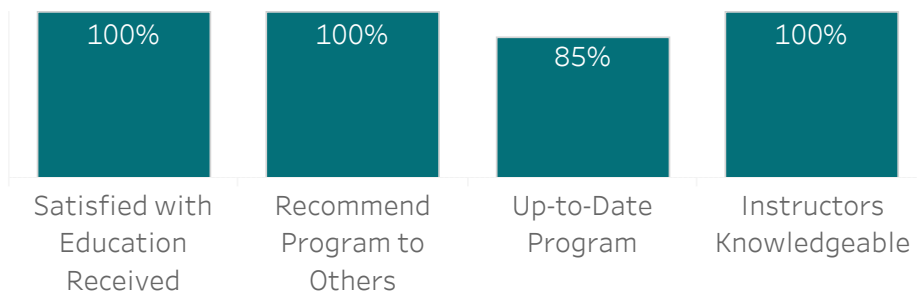


Automotive Technician-Diploma

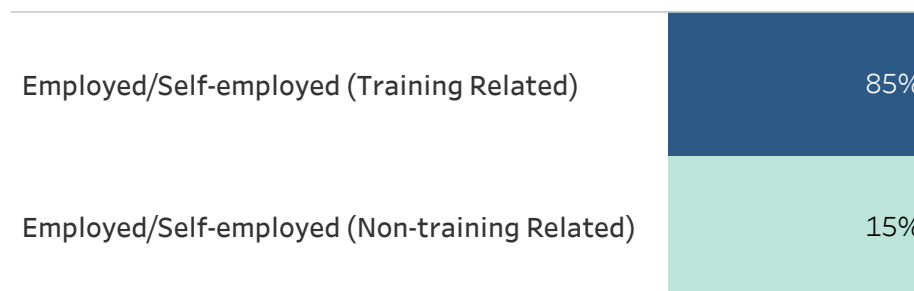
Diploma

This program supplements the Automotive Technician - Certificate program to develop the skills needed to work in the electronic technician field. Entering students must have completed a 10-month Automotive Technician - Certificate or Heavy Duty Equipment Mechanic (certificate) program or have graduated with a Auto/Power Mechanics program from high school. This is a not an apprenticeship program, but may provide credit transfer opportunities towards apprenticeship. Graduates have found employment in service stations, dealerships, and specialty shops.

Satisfaction - 2019-20



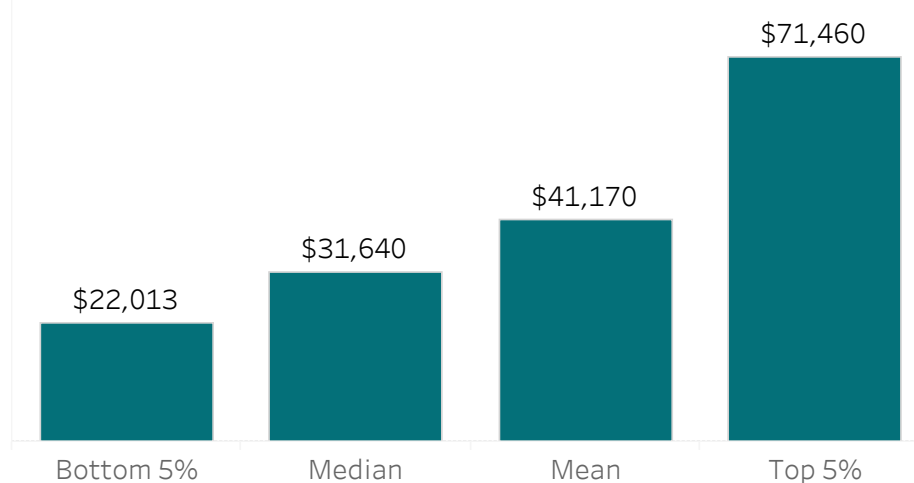
Graduate Activity - 2019-20



Three Year Comparison of Employed Respondents

	2017-18	2018-19	2019-20
Number of Graduates	21	14	24
Number of Respondents	11	7	13
Number of Employed Respondents	11	7	13
Percentage of Employed Respondents	100%	100%	100%
Number of Respondents Employed in Training Related Occupations	10	7	11
Percentage of Respondents Employed in Training Related Occupations	91%	100%	85%

Salary - Last Three Years



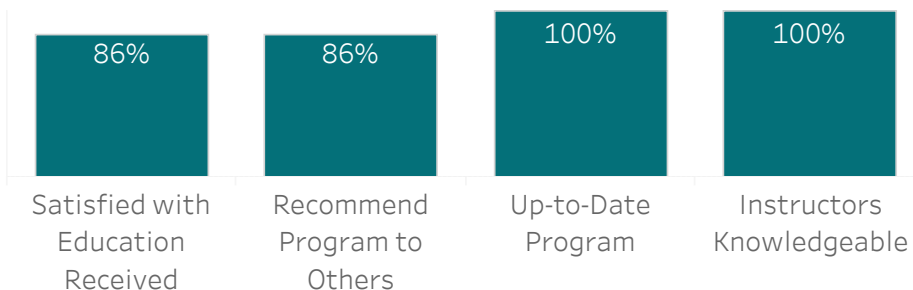


Collision Repair and Refinishing

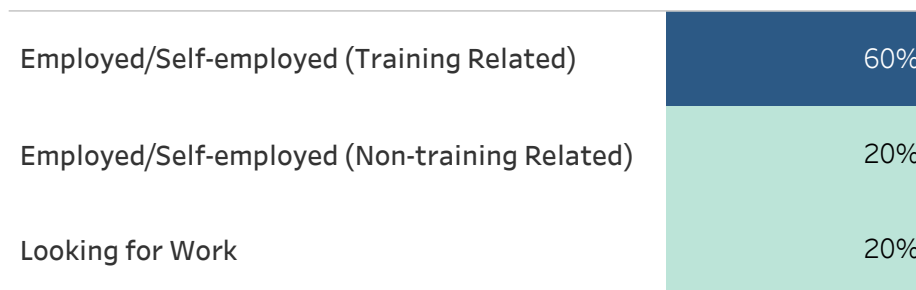
Certificate

Collision Repair and Refinishing provides a basic working knowledge of all areas of metal working and spray painting. Students develop the skills and knowledge required to repair damaged vehicles, including all phases of autobody repair and painting. Many graduates find employment as autobody mechanics, metal finishers, painters' preppers, and bodyframe specialists. Others are employed as claims adjusters, collision estimators or shop supervisors.

Satisfaction - 2019-20



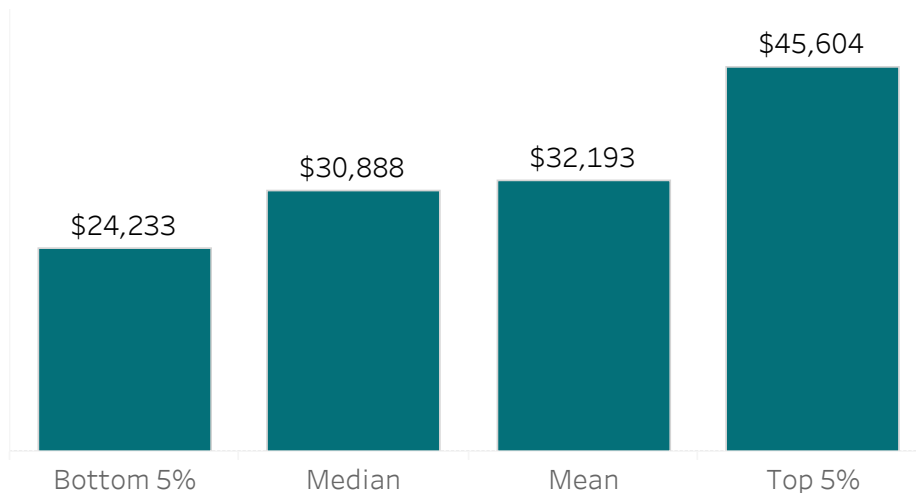
Graduate Activity - 2019-20



Three Year Comparison of Employed Respondents

	2017-18	2018-19	2019-20
Number of Graduates	28	28	29
Number of Respondents	16	12	15
Number of Employed Respondents	14	12	12
Percentage of Employed Respondents	88%	100%	80%
Number of Respondents Employed in Training Related Occupations	14	11	9
Percentage of Respondents Employed in Training Related Occupations	88%	92%	60%

Salary - Last Three Years



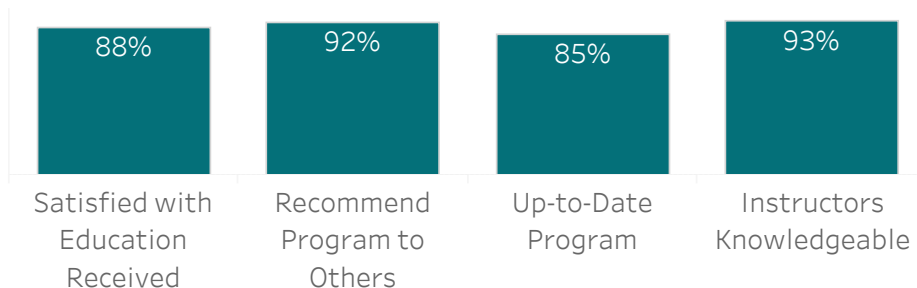


Heavy Duty Equipment Mechanic

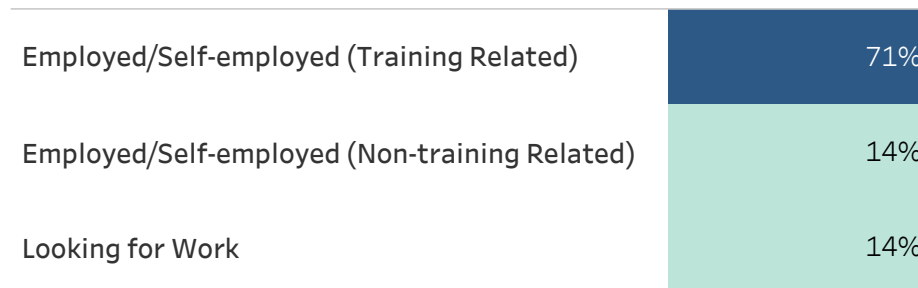
Certificate

This program is designed to prepare students to adjust, service, and repair a variety of heavy mobile equipment, usually diesel powered, used in construction, agricultural, or highway transportation. Students develop basic knowledge and skills required to perform routine maintenance and repairs to vehicle systems and components. Graduates find employment in the agricultural, construction or transportation sectors.

Satisfaction - 2019-20



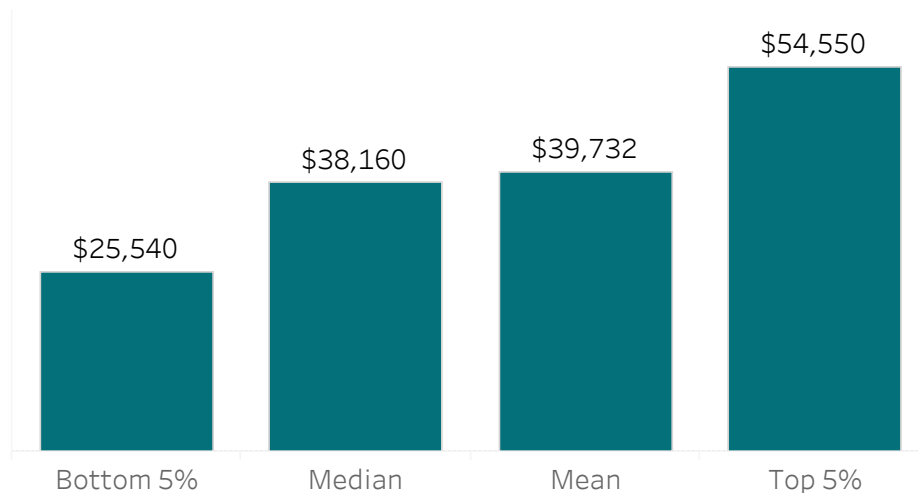
Graduate Activity - 2019-20



Three Year Comparison of Employed Respondents

	2017-18	2018-19	2019-20
Number of Graduates	59	57	59
Number of Respondents	31	31	28
Number of Employed Respondents	27	27	24
Percentage of Employed Respondents	87%	87%	86%
Number of Respondents Employed in Training Related Occupations	25	24	20
Percentage of Respondents Employed in Training Related Occupations	81%	77%	71%

Salary - Last Three Years



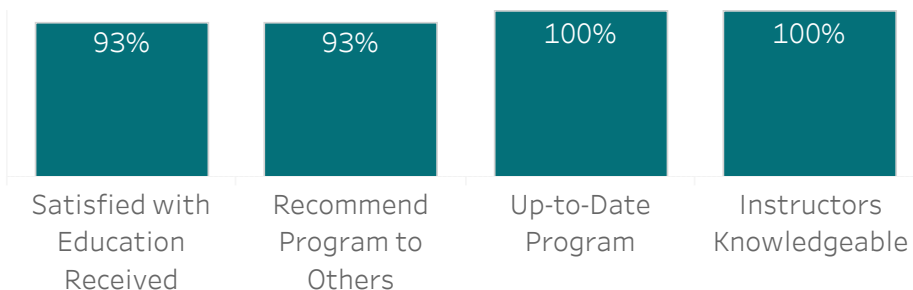


Outdoor Power Equipment Technician

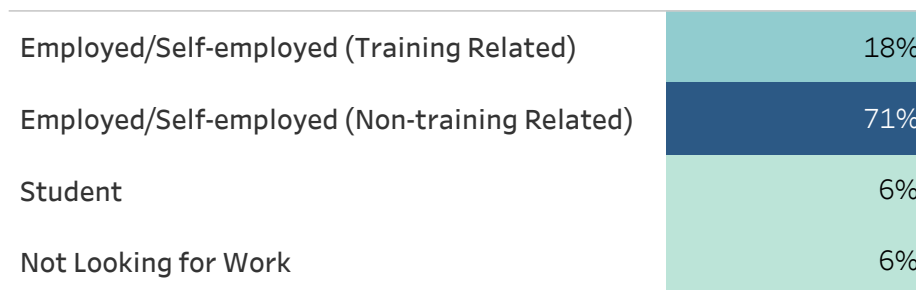
Certificate

This program provides students with the skills and knowledge required for entry-level employment in the power equipment repair field. Graduates find employment with a variety of companies engaged in the sales or service of power equipment. Such companies may include agricultural equipment dealers, private power equipment sales and repair shops, rural agribusiness and various federal, provincial and municipal government departments, motorcycle and ATV dealerships, lawn and garden outlets, rental centres, remote fishing lodges, and marine, snowmobile, and personal watercraft dealerships.

Satisfaction - 2019-20



Graduate Activity - 2019-20



Three Year Comparison of Employed Respondents

	2017-18	2018-19	2019-20
Number of Graduates	26	26	27
Number of Respondents	15	12	17
Number of Employed Respondents	13	12	15
Percentage of Employed Respondents	87%	100%	88%
Number of Respondents Employed in Training Related Occupations	12	6	3
Percentage of Respondents Employed in Training Related Occupations	80%	50%	18%

Salary - Last Three Years

