



Graduate Satisfaction and Employment Report

2018/2019 Graduates

We respectfully recognize that Red River College campuses are located on the original lands of the Anishinaabe, Cree, Oji-Cree, Dakota, and Dene peoples, and on the homeland of the Métis Nation.

Introduction

This Graduate Satisfaction & Employment report summarizes the findings of the surveys of Red River College (RRC) graduates from regular, apprenticeship, continuing education, and regional campus programs. This report includes survey results from the 2018/2019 academic year.

The College conducts these surveys of graduates every year to understand employment outcomes and the attitudes and feelings of graduates about their education at RRC. The findings are used across the College to improve programs.

The College's academic aim is to help create successful careers for learners and a skilled workforce for the community by providing comprehensive, inclusive, and accessible learning opportunities through high quality, leading edge, applied education programs. To assess how well the College is doing in this endeavor, it is essential to seek out our graduates and ask what they are doing.

This report serves many purposes. It helps establish the College's accountability to the Advanced Education and Skills Division and the Province of Manitoba, as well as to graduates and students, and to all Manitobans. It also helps in the continuous improvement of our academic programming as results from the surveys are used for reviews throughout the College. Overall, the knowledge provided by our graduates informs RRC's planning.

Prospective students, high school and college counselors, academic advisors, faculty, and many others who are involved in the career planning and decision-making process for current and prospective students, use this report.

The pages that follow include a number of tables and charts at a college-wide, school and program level providing employment related information and education satisfaction ratings. There is a wealth of information on the outcomes of our graduates. The primary objectives of the surveys are to:

- Ascertain the employment status of graduates, their quality of employment and whether this employment is related to their field of study;
- Examine the opinions and attitudes of graduates about the education received at Red River College; and
- Obtain employment information such as job positions, incomes, and work locations.

Comments about this Report can be directed to the Institutional Analysis and Planning Department , C509-2055 Notre Dame Avenue, Winnipeg, MB R3H 0J9, Canada. The report is available online at www.rrc.ca/numbers/reports/ under Reports.

Questions concerning the methodology of the study should be directed to RRC Surveys at RRCSurvey@RRC.CA.

Highlights - 2018/2019 Graduates

Red River College's Satisfaction and Employment survey of 2018/2019 graduates shows that graduates continue to find jobs in Manitoba and express high levels of satisfaction with their education.

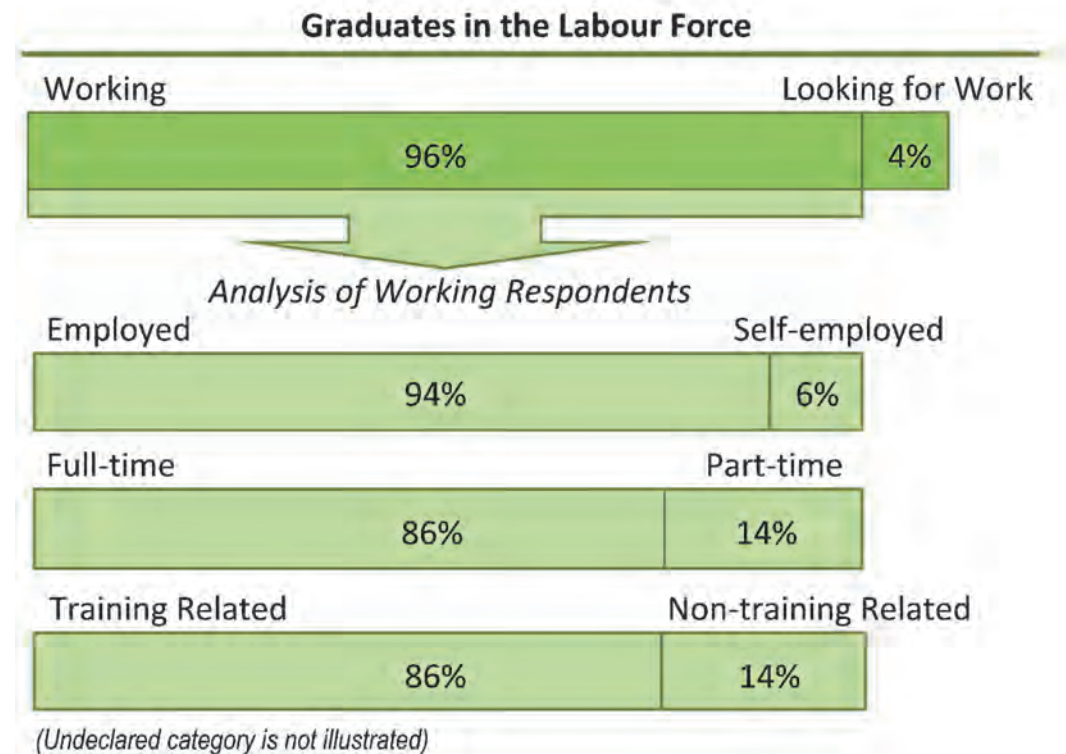
Of all graduates who responded to the survey, 92 percent were employed and 3 percent were furthering their education.

Ninety-six percent of all respondents reported that they were very satisfied or satisfied with their education at Red River College and 94 percent said they would recommend their program to others.

Labour Force*

Of those graduates who were in the labour force, seeking employment, 96 percent found jobs. Only 4 percent were looking for work. Also, of the responding employed graduates who reported an employer's address, 96 percent were working in Manitoba.

Notably, 86 percent of working graduates were employed or self-employed in a field related to the education and training they received. Additionally, 86 percent of these graduates reported that they were employed full-time.



***Note:** Labour Force information includes those employed or looking for employment as provided by Regular, Regional, Apprenticeship and Continuing Education graduates.

Table of Contents

All Red River College Programs	1		
All Programs in Business & Applied Arts	2		
All Programs in Applied Commerce & Management Education	3		
Applied Accounting	4		
Business Admin – Financial Services	5		
Business Admin – Human Resource Management	6		
Business Admin – Marketing	7		
Business Administration – Accounting	8		
Business Administration – Administration	9		
Commerce Industry Sales & Marketing	10		
International Business	11		
All Programs in Applied Computer Education	12		
Business Information Technology	13		
Business Technology Management	14		
Introduction to Business Information Technology	15		
All Programs in Creative Arts	16		
3D Computer Graphics	17		
Creative Communications	18		
Digital Media Design	19		
Graphic Design	20		
Graphic Design Advanced	21		
Library and Information Technology	22		
All Programs in Hospitality and Culinary Arts	23		
Culinary Arts	24		
Culinary Skills International	25		
Hospitality and Tourism Management	26		
Professional Baking	27		
Tourism Management	28		
All Programs in Continuing Education	29		
All Programs in Applied Arts & Communications (CE)	30		
Human Resource Management	31		
Legal Assistant	32		
Residential Decorating	33		
All Programs in Business & Management (CE)	34		
Accounting	35		
Administrative Assistant	36		
Business Administration - Administration	37		
Management Development	38		
All Programs in Community Services (CE)	39		
International Business	40		
Justice and Public Safety	41		
Therapeutic Recreation Facilitator for Older Adults	42		
Youth Recreation Activity Worker	43		
All Programs in Education, Foundation Studies (CE)	44		
Educational Assistant Certificate	45		
Library and Information Technology	46		
All Programs in Health Sciences (CE)	47		
Health Care Aide	48		
Health Services Leadership and Management	49		
Health Unit Clerk	50		
Occupational Health & Safety	51		
All Programs in Industry and Transportation (CE)	52		
Building Construction Technician	53		
Drafting/CAD	54		
Industrial Supervision	55		
Power Engineering – 5th Class	56		
All Programs in Information Technology (CE)	57		
Business Analyst	58		
Computer and Network Support	59		
Professional Photography	60		
Project Management	61		
Software Development	62		
All Programs in Education, Arts & Science	63		
Certificate in Adult Education	64		
Technical Vocational Teacher Education	65		

Table of Contents

All Programs in Health Sciences & Community Services	66	All Programs in Portage Campus	100
All Programs in Allied Health Sciences.....	67	Administrative Assistant	101
Diagnostic Medical Sonography - Ultrasound	68	Early Childhood Education - Workplace.....	102
Medical Laboratory Sciences	69	Health Care Aide	103
Medical Radiologic Technology	70	All Programs in Steinbach Campus	104
MRI and Spectroscopy	71	Administrative Assistant	105
Paramedicine - Advanced Care Paramedicine.....	72	Business Administration-Accounting.....	106
Paramedicine - Primary Care Paramedicine	73	Business, Accounting & Management	107
All Programs in Community Services	74	Early Childhood Education - Workplace.....	108
Child and Youth Care.....	75	Health Care Aide	109
Disability and Community Services	76	All Programs in Winkler Campus	110
Early Childhood Education.....	77	Administration Assistant	111
Early Childhood Education Workplace	78	Educational Assistant Certificate.....	112
Family Support Worker	79	Health Care Aide	113
All Programs in Life Sciences	80	All Programs in Skilled Trades & Technology.....	114
Dental Assisting.....	81	All Programs in Civil Engineering Technology	115
Pharmaceutical Manufacturing	82	Architectural/Engineering Technology	116
QA/QC in the Pharmaceutical Industry.....	83	Building Design Technology.....	117
Science Laboratory Technology	84	Construction Management	118
Veterinary Technology	85	Environmental Engineering Technology	119
All Programs in Nursing.....	86	Geomatics Technology.....	120
Health Care Aide.....	87	Greenspace Horticulture.....	121
Health Care Aide and Health Unit Clerk	88	Municipal Engineering Technology	122
Nursing	89	Structural Engineering Technology.....	123
All Programs in Indigenous Education	90	All Programs in Construction Trades.....	124
College Transition	91	App Carpenter	125
Community Development.....	92	App Common Core Domestic Gasfitter B	126
Community Development/Community Economic Development	93	App Plumber	127
Indigenous Language - Ojibwe	94	App Refrigeration & Air Conditioning Mechanic Commercial	128
Introduction to Trades	95	App Sheet Metal Worker	129
All Programs in Regional Campuses	96	Cabinetry and Woodworking - Certificate	130
All Programs in Interlake Campuses	97	Carpentry	131
Business, Accounting & Management.....	98	Plumbing	132
Educational Assistant Certificate	99	Refrigeration & Air Conditioning Technician	133

Table of Contents

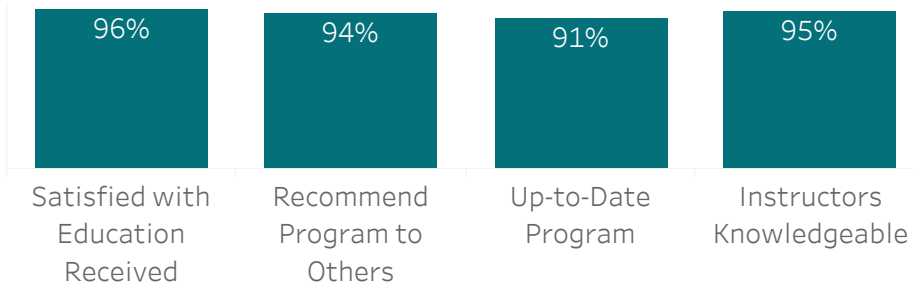
All Programs in Electrical/Electronics.....	134
Electrical Engineering Technology	135
Electronic Engineering Technology	136
Network Services Technician.....	137
All Programs in Electrical, Mechanical & Manufacturing.....	138
App Construction Electrician.....	139
App Power Electrician	140
Electrical.....	141
Manufacturing Technician.....	142
Mechanical Engineering Technology.....	143
Power Engineering Technology.....	144
Precision Metal Machining	145
Technology Management	146
Welding.....	147
All Programs in Stevenson Aviation & Aerospace Training.....	148
Aerospace Manufacturing	149
Aircraft Maintenance Engineer	150
Apprentice Aircraft Maintenance Journeyperson	151
Introduction to Aircraft Maintenance Engineer	152
All Programs in Transportation & Heavy Apprenticeship Trades	153
App Automotive Service Technician.....	154
App Truck & Transport Mechanic	155
Automotive Technician-Certificate	156
Automotive Technician-Diploma	157
Collision Repair and Refinishing	158
Heavy Duty Equipment Mechanic.....	159
Outdoor Power Equipment Technician.....	160



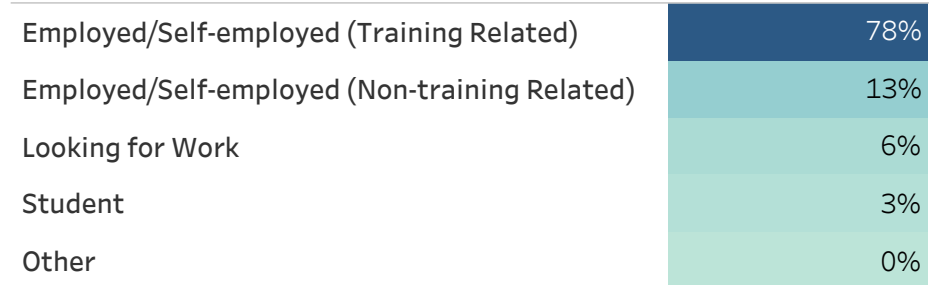
All Red River College Programs

RRC provides flexible, accessible, quality education designed to help you succeed. With more than 200 full- and part-time degree, diploma and certificate options, our programs and courses offer something for everyone. There are more than 100 full-time programs that deliver the hands-on experience you need to succeed and with campuses throughout Manitoba, we've got you covered.

Satisfaction - 2018-19



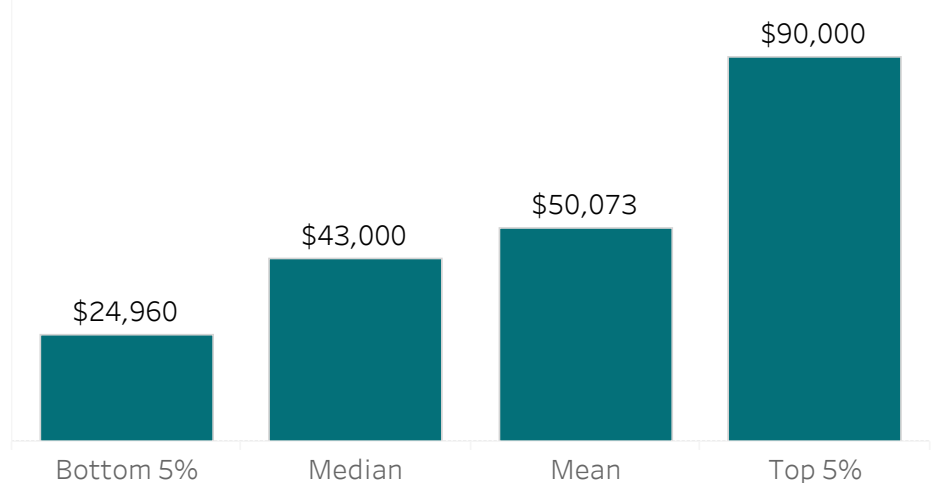
Graduate Activity - 2018-19



Three Year Comparison of Employed Respondents

	2016-17	2017-18	2018-19
Number of Graduates	4,663	4,525	4,544
Number of Respondents	2,026	2,459	2,434
Number of Employed Respondents	1,765	2,254	2,244
Percentage of Employed Respondents	87%	92%	92%
Number of Respondents Employed in Training Related Occupations	1,444	1,928	1,935
Percentage of Respondents Employed in Training Related Occupations	71%	78%	79%

Salary - Last Three Years

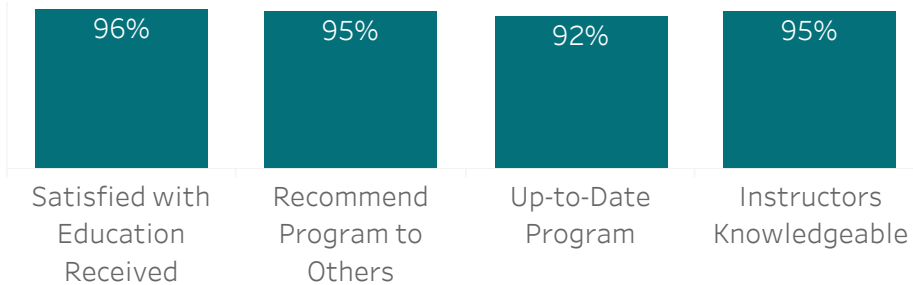




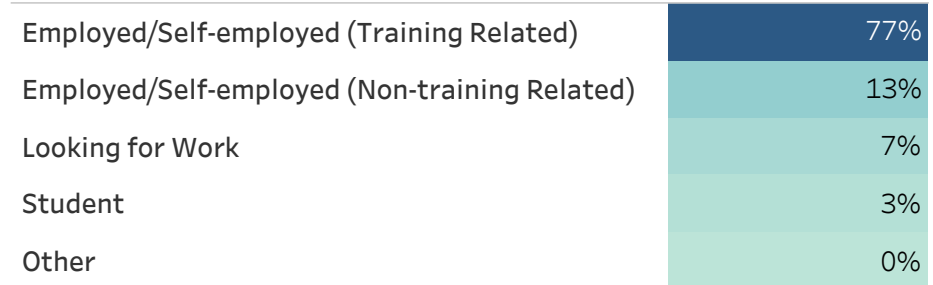
All Programs in Business & Applied Arts

Business and Applied Arts consists of four divisions: Applied Computer Education, Applied Commerce & Management Education, Creative Arts, and Hospitality and Culinary Arts. This school offers programs designed to meet the specific needs of the business, information technology, graphics and communications, and hospitality professions.

Satisfaction - 2018-19



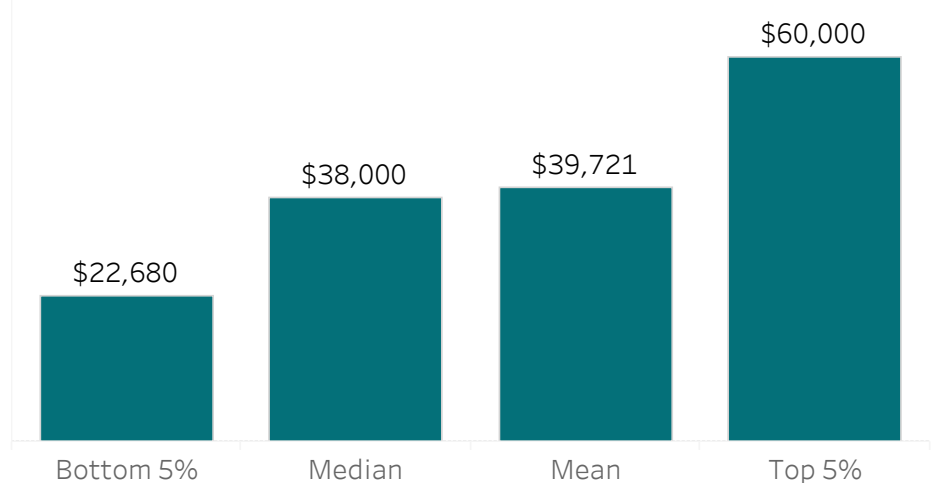
Graduate Activity - 2018-19



Three Year Comparison of Employed Respondents

	2016-17	2017-18	2018-19
Number of Graduates	1,019	993	1,058
Number of Respondents	473	542	596
Number of Employed Respondents	393	490	538
Percentage of Employed Respondents	83%	90%	90%
Number of Respondents Employed in Training Related Occupations	308	393	456
Percentage of Respondents Employed in Training Related Occupations	65%	73%	77%

Salary - Last Three Years

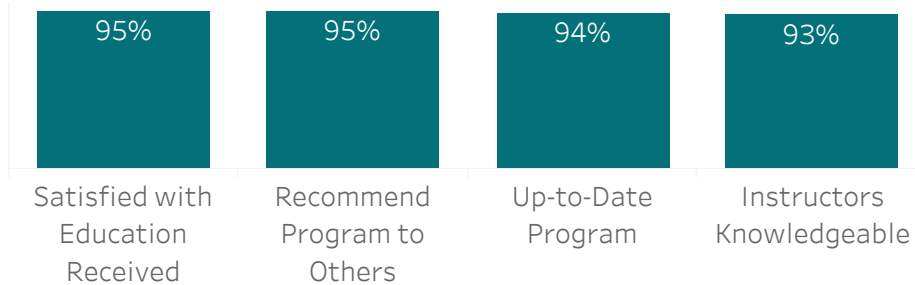




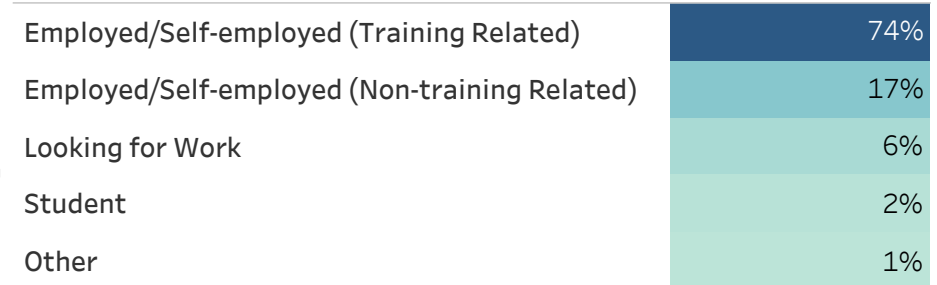
All Programs in Applied Commerce and Management Education

Students in Applied Commerce & Management Education programs students gain the skills needed to work in commerce or management related fields.

Satisfaction - 2018-19



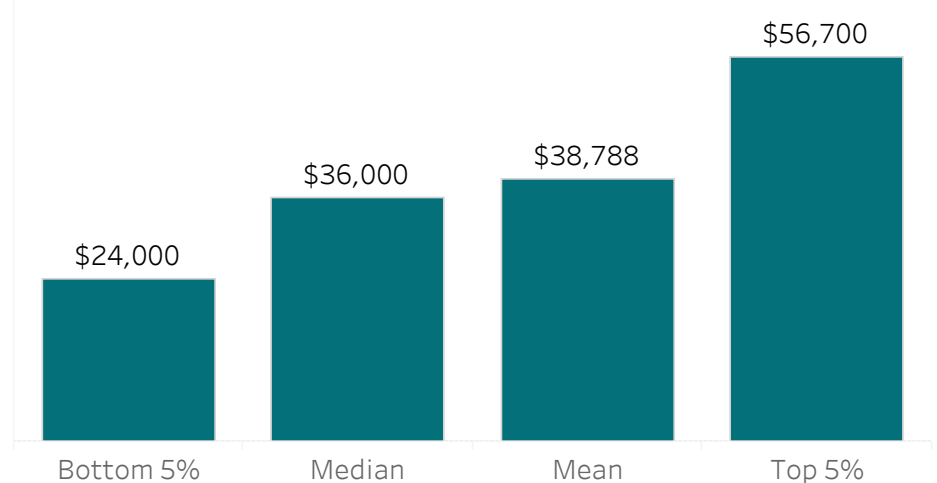
Graduate Activity - 2018-19



Three Year Comparison of Employed Respondents

	2016-17	2017-18	2018-19
Number of Graduates	455	432	532
Number of Respondents	202	237	296
Number of Employed Respondents	169	221	269
Percentage of Employed Respondents	84%	93%	91%
Number of Respondents Employed in Training Related Occupations	119	166	218
Percentage of Respondents Employed in Training Related Occupations	59%	70%	74%

Salary - Last Three Years



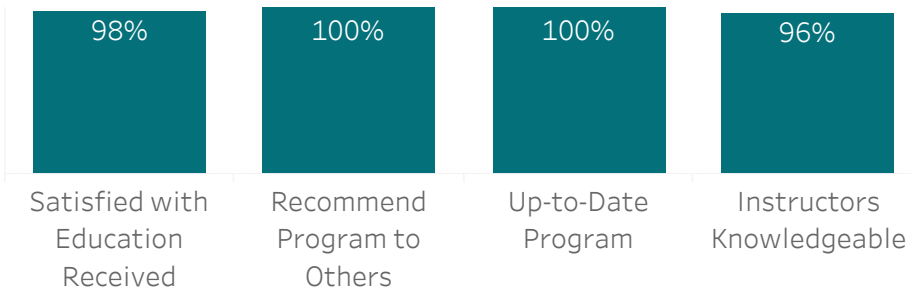


Applied Accounting

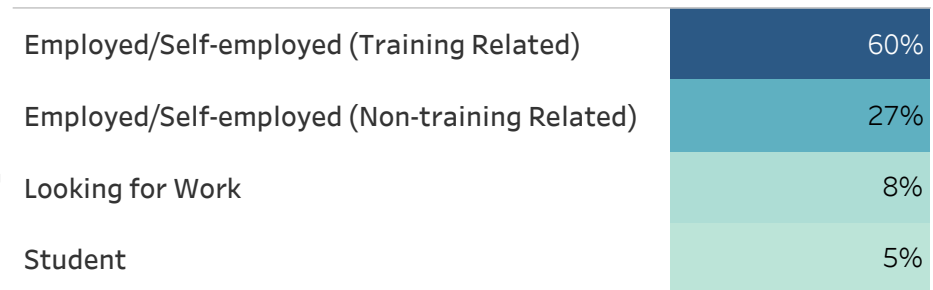
Certificate

The Applied Accounting program is designed to provide the necessary skills needed for entry level accounting support positions. In addition to developing basic accounting and computer skills, the program includes courses in general business practices. Most graduates find employment as accounting or finance clerks or small business bookkeepers in public administration, professional, scientific and technical services, manufacturing, wholesale trade, transportation and warehousing, retail trade, or finance and insurance.

Satisfaction - 2018-19



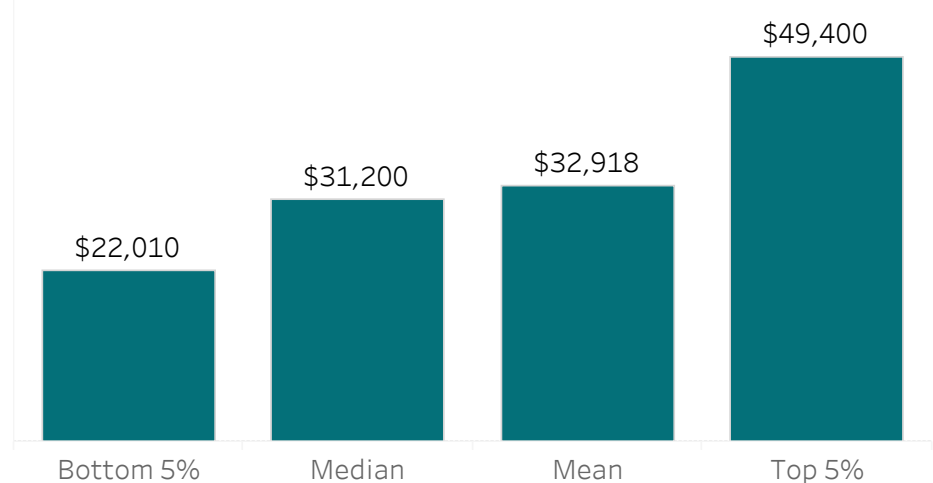
Graduate Activity - 2018-19



Three Year Comparison of Employed Respondents

	2017-18	2018-19
Number of Graduates	54	119
Number of Respondents	30	63
Number of Employed Respondents	29	55
Percentage of Employed Respondents	97%	87%
Number of Respondents Employed in Training Related Occupations	21	38
Percentage of Respondents Employed in Training Related Occupations	70%	60%

Salary - Last Three Years



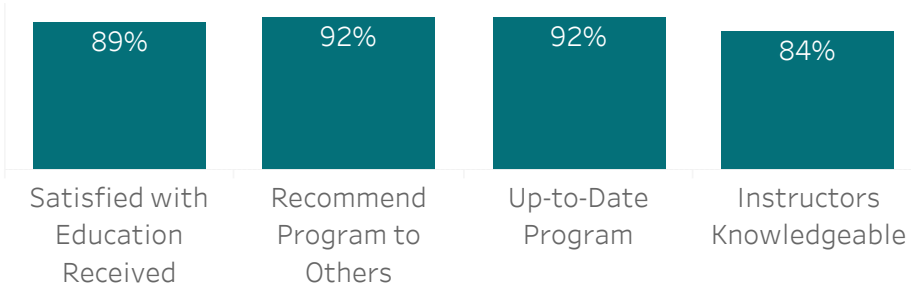


Business Admin - Financial Services

Diploma

The Financial Services major is designed for those interested in banking and finance as a career. The major provides graduates with strong communication, organizational, and analytical skills, and experience in financial applications.

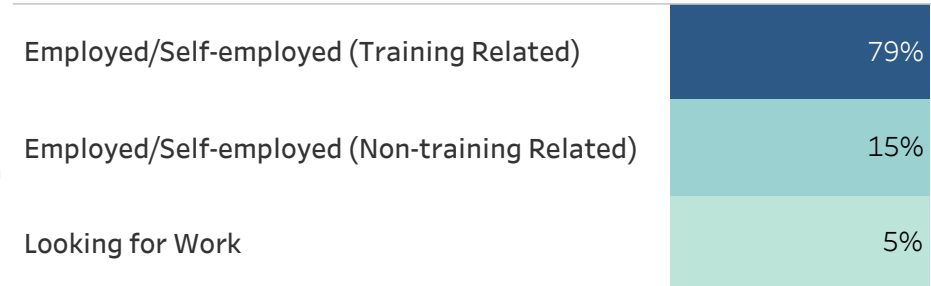
Satisfaction - 2018-19



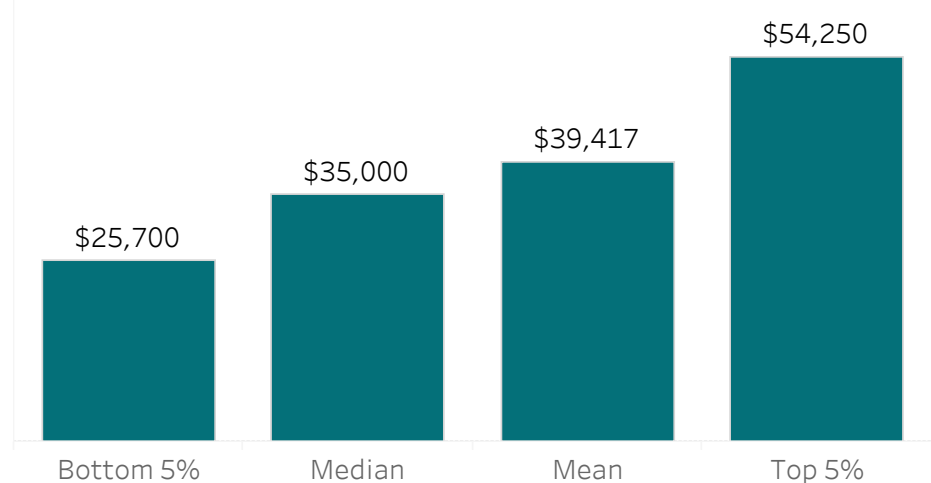
Three Year Comparison of Employed Respondents

	2016-17	2017-18	2018-19
Number of Graduates	50	36	66
Number of Respondents	24	21	39
Number of Employed Respondents	22	21	37
Percentage of Employed Respondents	92%	100%	95%
Number of Respondents Employed in Training Related Occupations	16	15	31
Percentage of Respondents Employed in Training Related Occupations	67%	71%	79%

Graduate Activity - 2018-19



Salary - Last Three Years



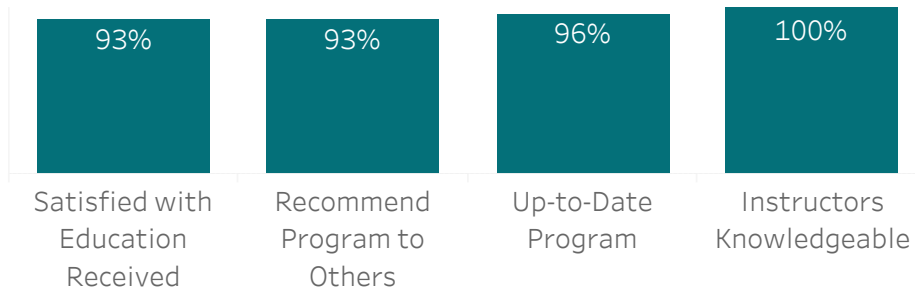


Business Admin - Human Resource Management

Diploma

This Business Administration major is designed for students with strong critical thinking and interpersonal skills who want to implement the functions of human resource management. Students will be prepared for an administrative role in an HRM department and can begin the professional certification process, if they desire.

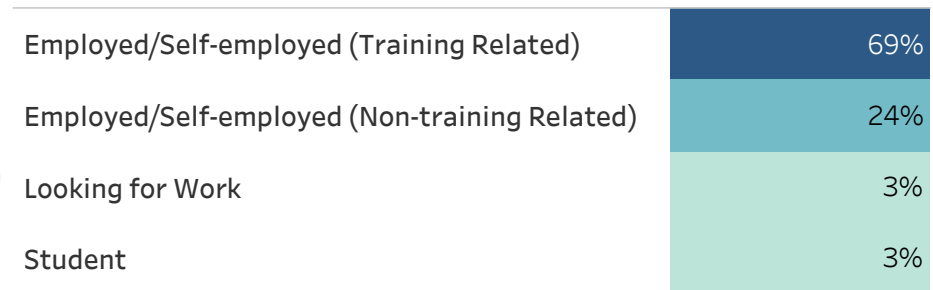
Satisfaction - 2018-19



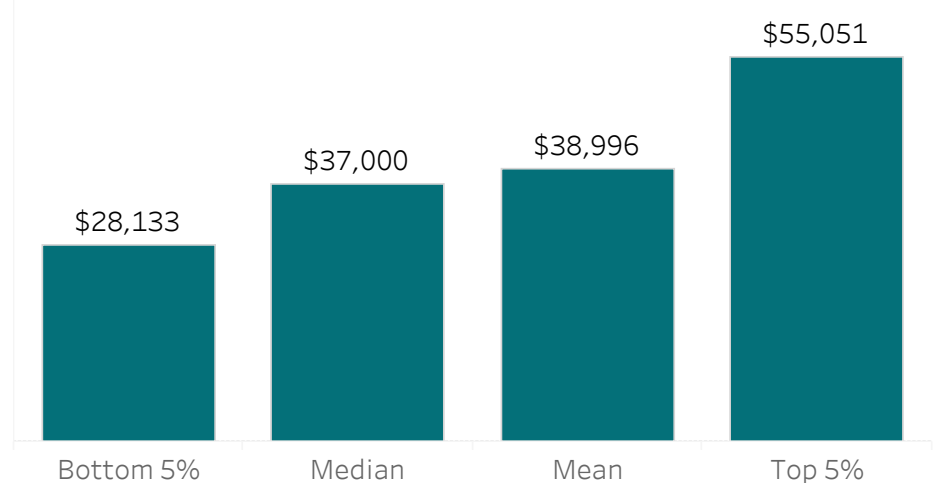
Three Year Comparison of Employed Respondents

	2016-17	2017-18	2018-19
Number of Graduates	40	33	46
Number of Respondents	23	18	29
Number of Employed Respondents	22	18	27
Percentage of Employed Respondents	96%	100%	93%
Number of Respondents Employed in Training Related Occupations	16	11	20
Percentage of Respondents Employed in Training Related Occupations	70%	61%	69%

Graduate Activity - 2018-19



Salary - Last Three Years



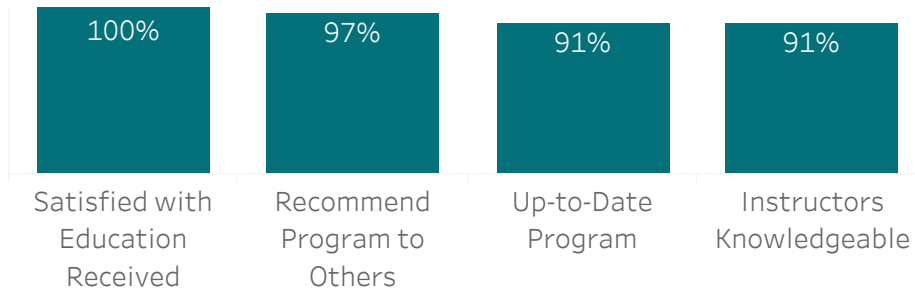


Business Administration - Marketing

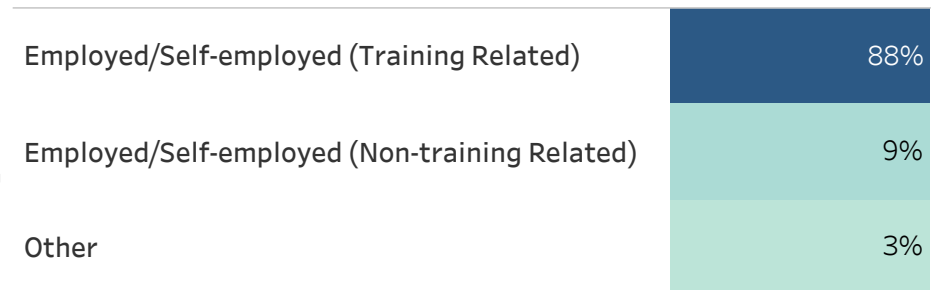
Diploma

Students in this Business Administration major develop critical and analytical skills used in the strategic marketing process. Many graduates seek employment in the marketing departments of a variety of businesses, including retail, manufacturing and industrial sectors. Other have found careers in small business or started their own enterprises.

Satisfaction - 2018-19



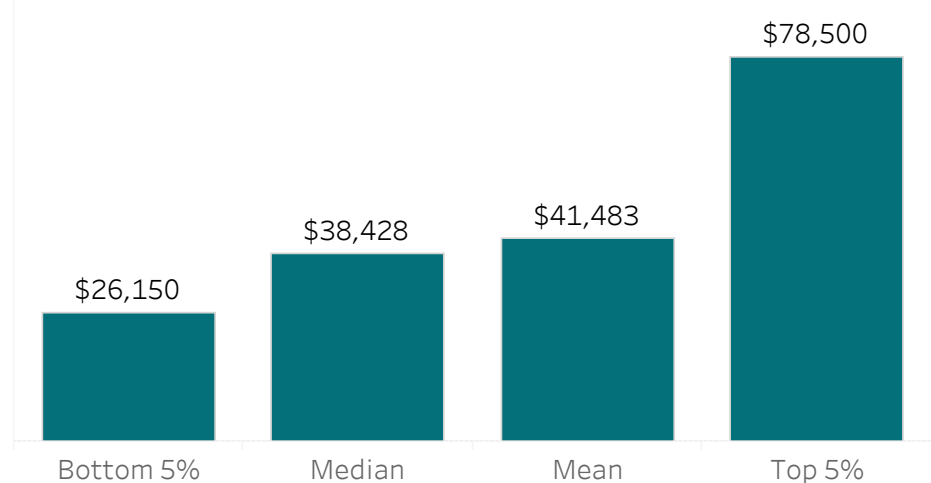
Graduate Activity - 2018-19



Three Year Comparison of Employed Respondents

	2016-17	2017-18	2018-19
Number of Graduates	51	71	62
Number of Respondents	23	37	34
Number of Employed Respondents	19	35	33
Percentage of Employed Respondents	83%	95%	97%
Number of Respondents Employed in Training Related Occupations	12	31	30
Percentage of Respondents Employed in Training Related Occupations	52%	84%	88%

Salary - Last Three Years



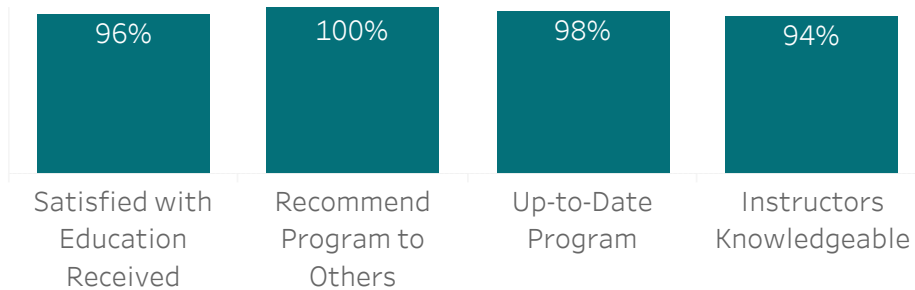


Business Administration-Accounting

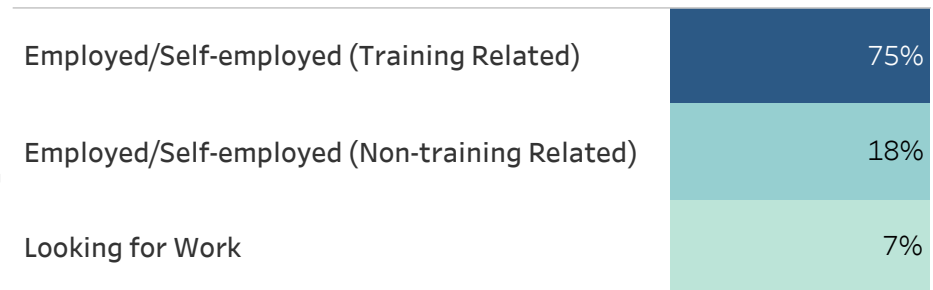
Diploma

Graduates of this Business Administration major develop abilities and obtain knowledge of accounting principles and practices. Many graduates pursue post-graduate programs in professional accounting, including CMA and CGA programs. Graduates of the Accounting major usually find employment in the accounting departments of Manitoba businesses. Others have found careers in small business or started their own enterprises.

Satisfaction - 2018-19



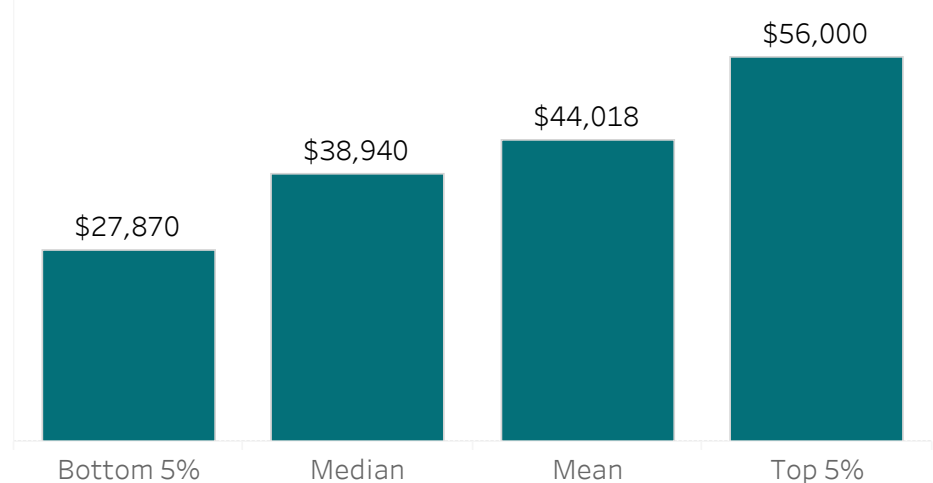
Graduate Activity - 2018-19



Three Year Comparison of Employed Respondents

	2016-17	2017-18	2018-19
Number of Graduates	59	77	93
Number of Respondents	33	46	56
Number of Employed Respondents	28	38	52
Percentage of Employed Respondents	85%	83%	93%
Number of Respondents Employed in Training Related Occupations	24	32	42
Percentage of Respondents Employed in Training Related Occupations	73%	70%	75%

Salary - Last Three Years



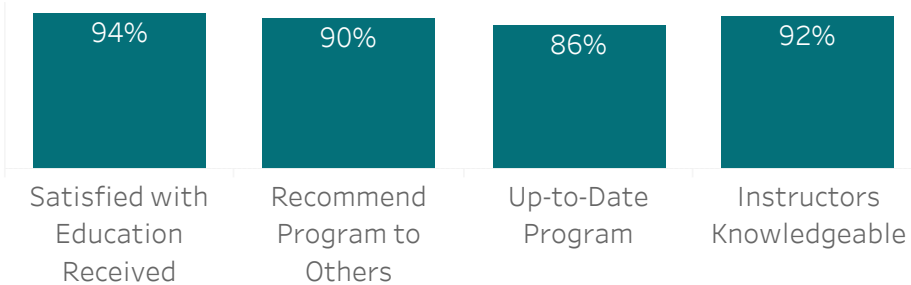


Business Administration-Administration

Diploma

Students develop a potential for supervision and management through the study of business-related courses and practical projects. Many graduates have been accepted into management training programs with department stores, banks, insurance companies and financial institutions. Others have found careers in small business or started their own enterprises.

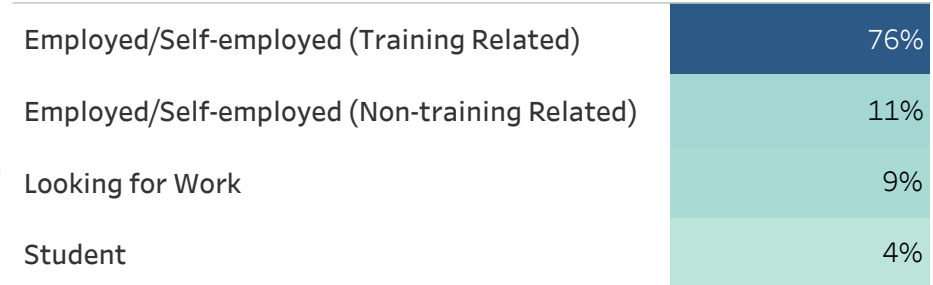
Satisfaction - 2018-19



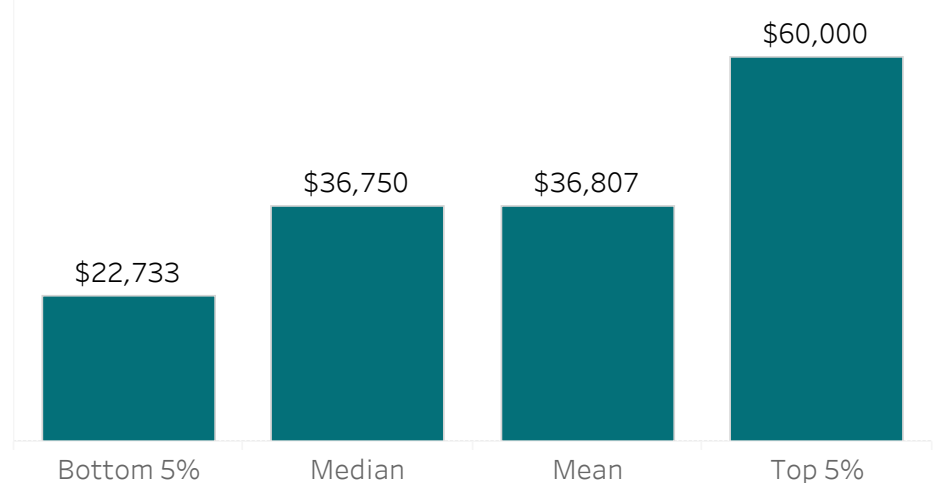
Three Year Comparison of Employed Respondents

	2016-17	2017-18	2018-19
Number of Graduates	120	86	98
Number of Respondents	56	53	55
Number of Employed Respondents	37	49	48
Percentage of Employed Respondents	66%	92%	87%
Number of Respondents Employed in Training Related Occupations	26	35	42
Percentage of Respondents Employed in Training Related Occupations	46%	66%	76%

Graduate Activity - 2018-19



Salary - Last Three Years



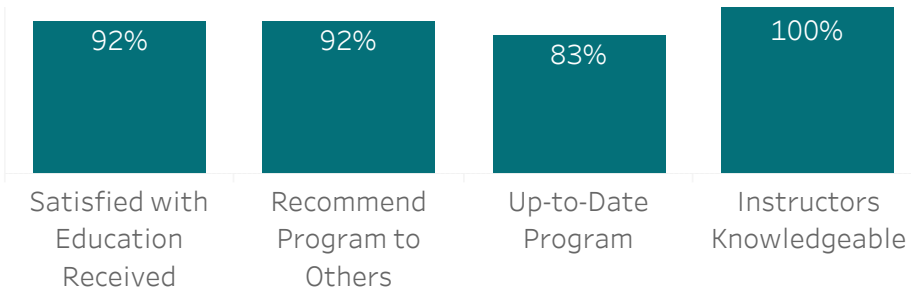


Commerce Industry Sales & Marketing

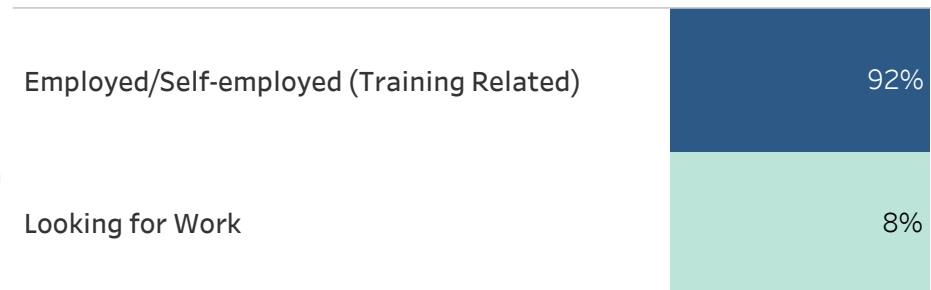
Certificate

This program develops the knowledge and personal selling skills required for long term partnerships and sales success. It reflects a needs-satisfaction selling philosophy supported by a persuasive and interactive communication process. Graduates have found employment as sales and marketing representatives in various industries including manufacturing and distribution of office supplies and equipment, food and paper products, industrial goods, transportation services, and consumer goods and services.

Satisfaction - 2018-19



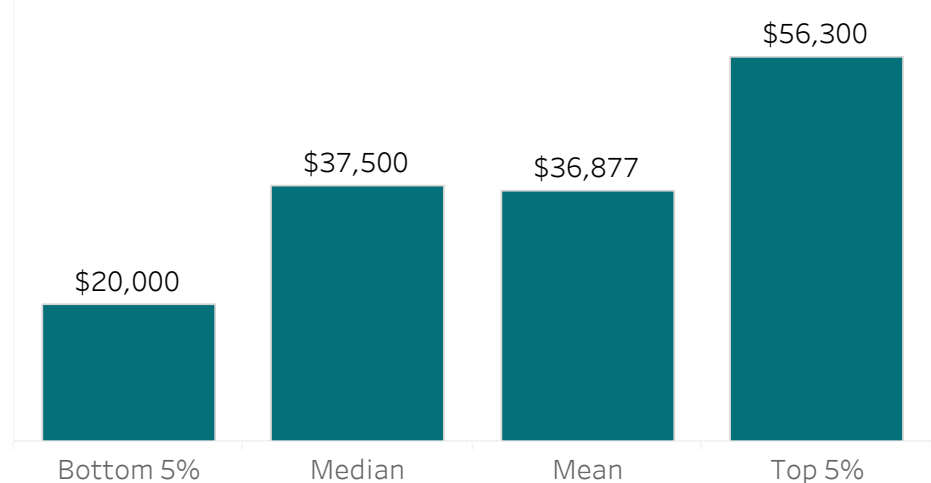
Graduate Activity - 2018-19



Three Year Comparison of Employed Respondents

	2016-17	2017-18	2018-19
Number of Graduates	9	14	24
Number of Respondents	3	11	12
Number of Employed Respondents	3	10	11
Percentage of Employed Respondents	100%	91%	92%
Number of Respondents Employed in Training Related Occupations	3	7	11
Percentage of Respondents Employed in Training Related Occupations	100%	64%	92%

Salary - Last Three Years



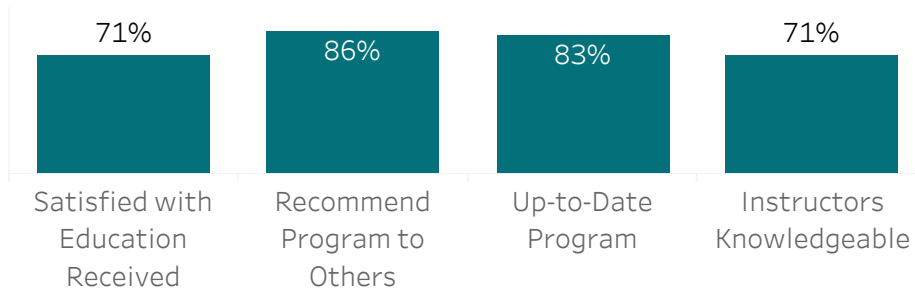


International Business

Post-Graduate Diploma

The International Business program prepares students to meet the challenges of adapting to the global marketplace. The need for well-trained and well-qualified business specialists in international business is expanding. Graduates can find a wide range of differing business, industry and organization career opportunities.

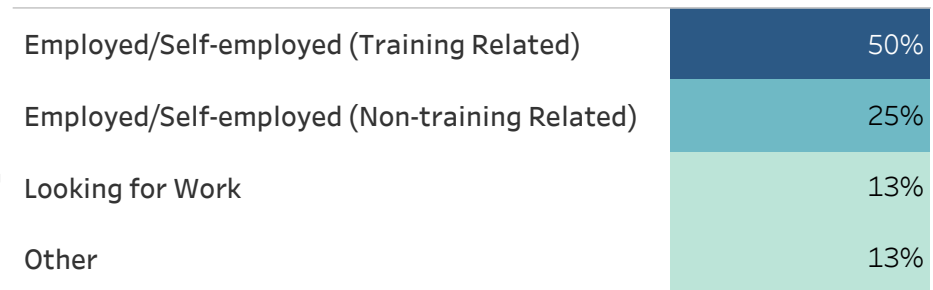
Satisfaction - 2018-19



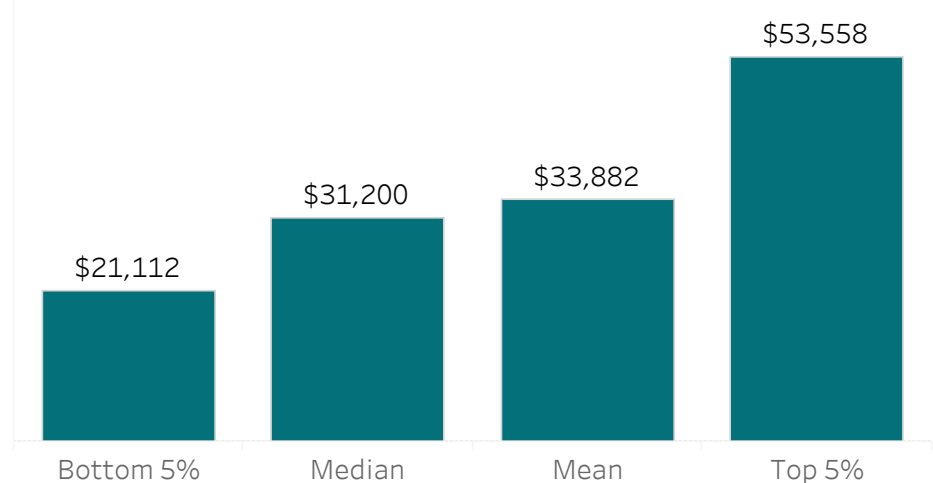
Three Year Comparison of Employed Respondents

	2016-17	2017-18	2018-19
Number of Graduates	126	61	24
Number of Respondents	40	21	8
Number of Employed Respondents	38	21	6
Percentage of Employed Respondents	95%	100%	75%
Number of Respondents Employed in Training Related Occupations	22	14	4
Percentage of Respondents Employed in Training Related Occupations	55%	67%	50%

Graduate Activity - 2018-19



Salary - Last Three Years

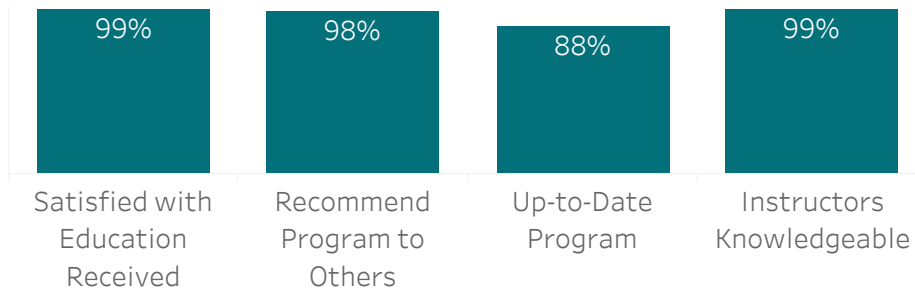




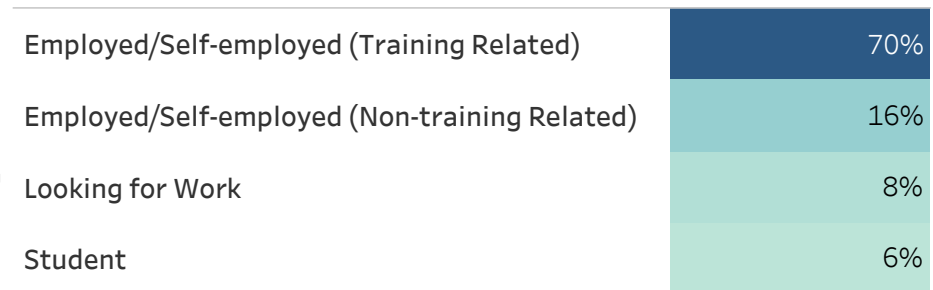
All Programs in Applied Computer Education

Applied Computer Education programs focus on the practical aspects of computer science, such as network administration, web development and systems analysis.

Satisfaction - 2018-19



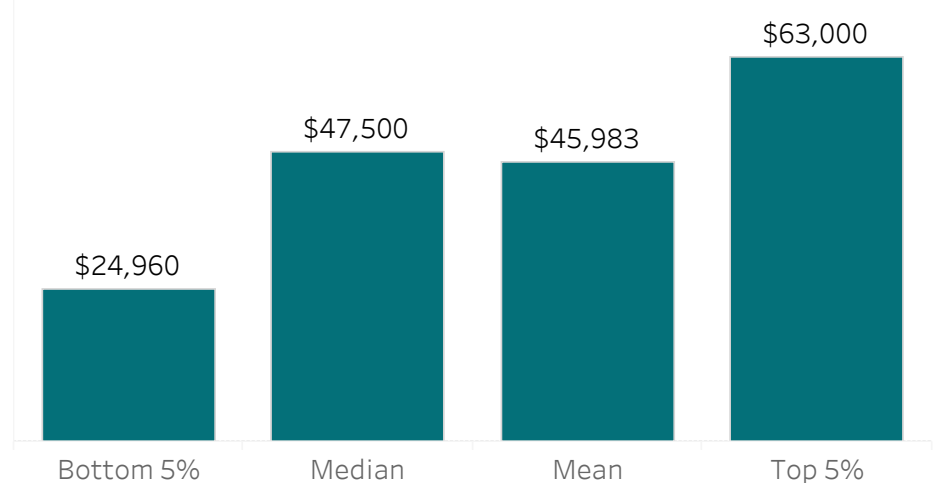
Graduate Activity - 2018-19



Three Year Comparison of Employed Respondents

	2016-17	2017-18	2018-19
Number of Graduates	246	257	193
Number of Respondents	122	125	99
Number of Employed Respondents	98	109	85
Percentage of Employed Respondents	80%	87%	86%
Number of Respondents Employed in Training Related Occupations	75	84	67
Percentage of Respondents Employed in Training Related Occupations	61%	67%	68%

Salary - Last Three Years



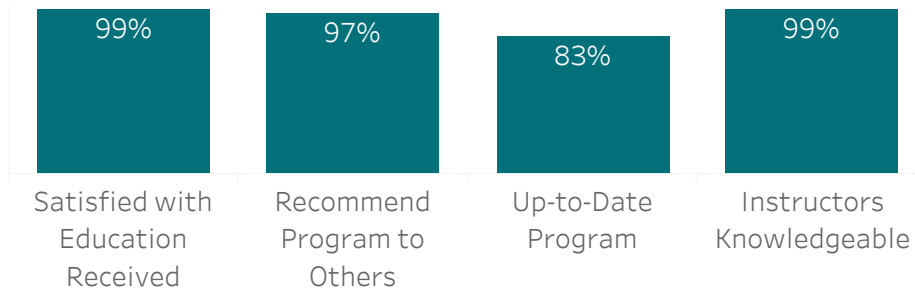


Business Information Technology

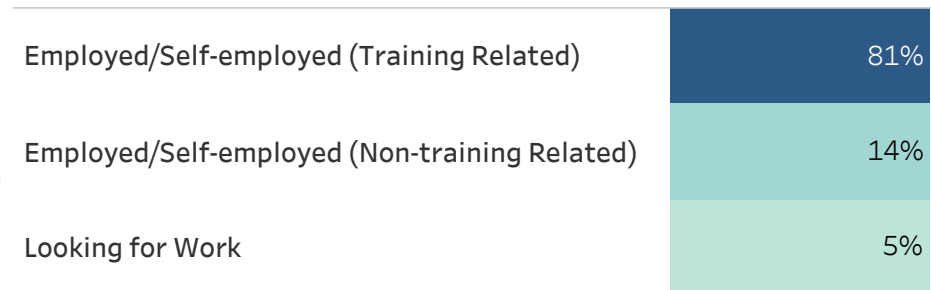
Diploma

This two-year program provides a solid foundation in information technology with focus on the following technical areas: Application Development builds proficiency in application development for business systems. Languages include Java, C#, and Ruby. Database Management provides a highly developed skill set focused on daily operation of relational databases, system administration, backup and recovery, advanced SQL, and data warehousing. Network Management provides the skills needed for network administration, security and disaster recovery, platform integration, and Windows and Unix servers. Web Development provides specialized skills needed to develop content for the Web, including server-side technologies, introductory Internet security, platform integration, and mobile technology.

Satisfaction - 2018-19



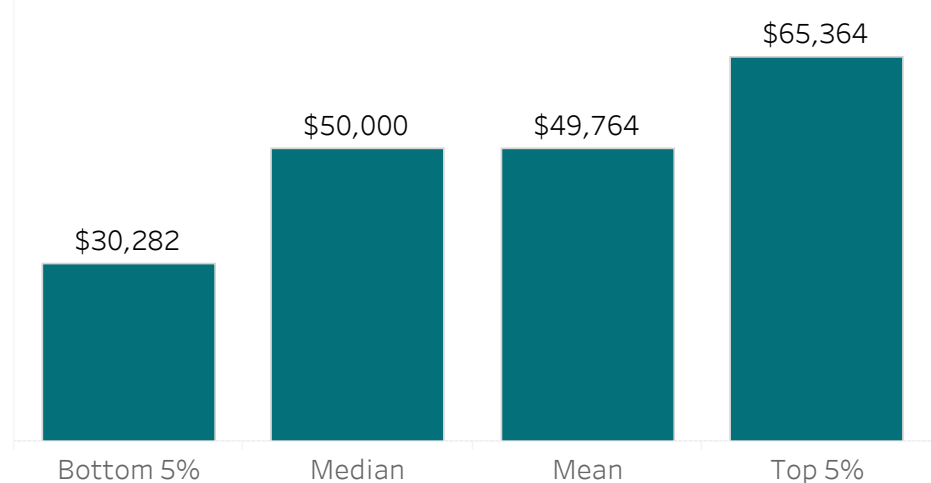
Graduate Activity - 2018-19



Three Year Comparison of Employed Respondents

	2016-17	2017-18	2018-19
Number of Graduates	85	127	117
Number of Respondents	42	72	73
Number of Employed Respondents	40	70	69
Percentage of Employed Respondents	95%	97%	95%
Number of Respondents Employed in Training Related Occupations	38	62	59
Percentage of Respondents Employed in Training Related Occupations	90%	86%	81%

Salary - Last Three Years



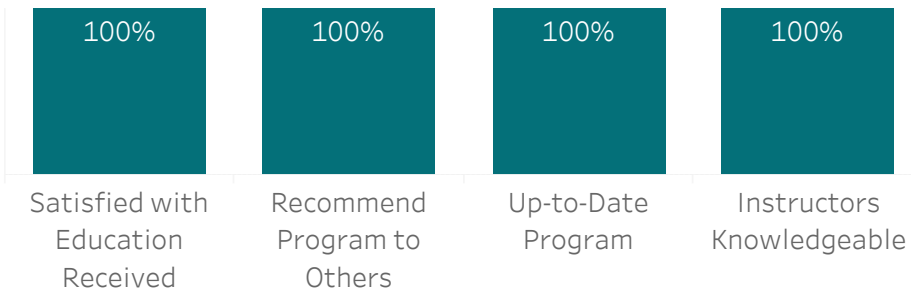


Business Technology Management

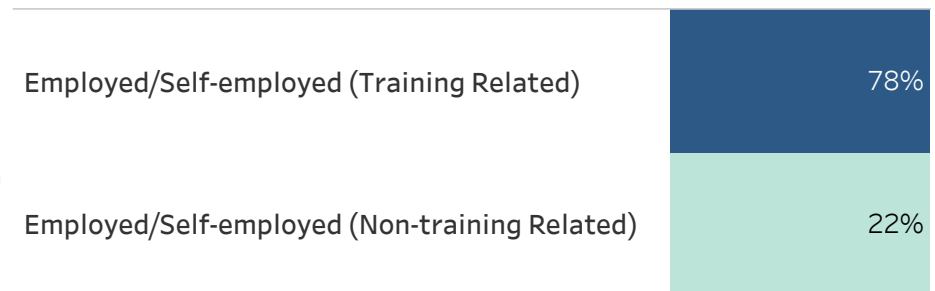
Diploma

This program is designed to provide graduates with the knowledge and skills set required to analyze, design, and manage projects and businesses in the area of information technology. The Business Technology Management Diploma builds upon a combined set of information technology and business courses. Students in this program will be exposed to a variety of case studies and practical skills to be effective in advising or managing teams in the IT field. Students will apply their skills in an industry environment through the department's co-op program. Graduates will receive the Business Technology Management diploma.

Satisfaction - 2018-19



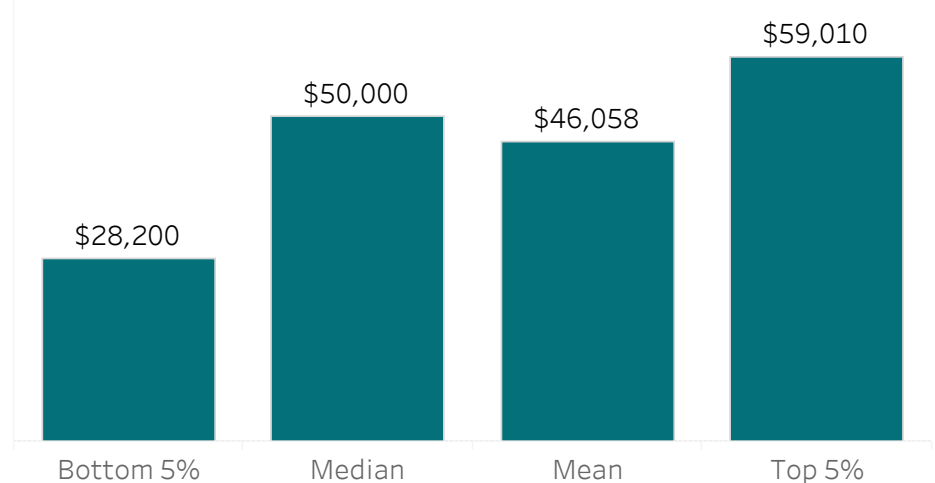
Graduate Activity - 2018-19



Three Year Comparison of Employed Respondents

	2017-18	2018-19
Number of Graduates	16	26
Number of Respondents	5	9
Number of Employed Respondents	5	9
Percentage of Employed Respondents	100%	100%
Number of Respondents Employed in Training Related Occupations	3	7
Percentage of Respondents Employed in Training Related Occupations	60%	78%

Salary - Last Three Years



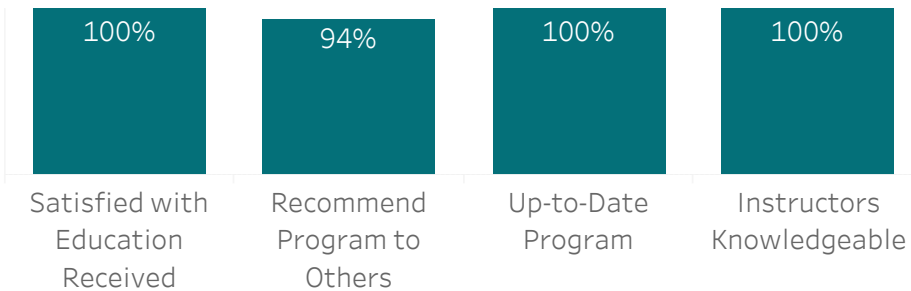


Introduction to Business Information Technology

Certificate

The Introduction to Business Information Technology (BIT) program provides a solid foundation in information technology. It includes both preparatory courses and a Term 1 BIT course.

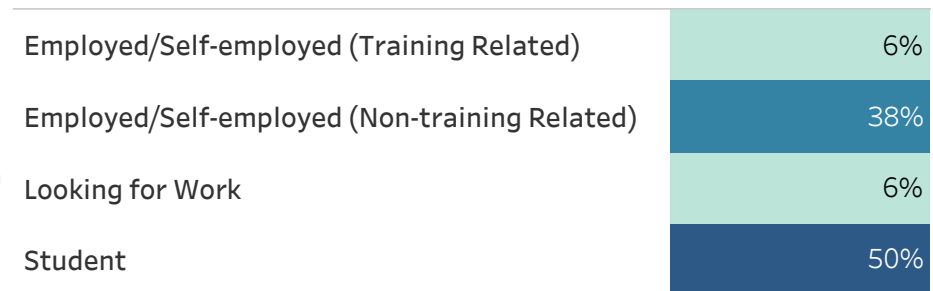
Satisfaction - 2018-19



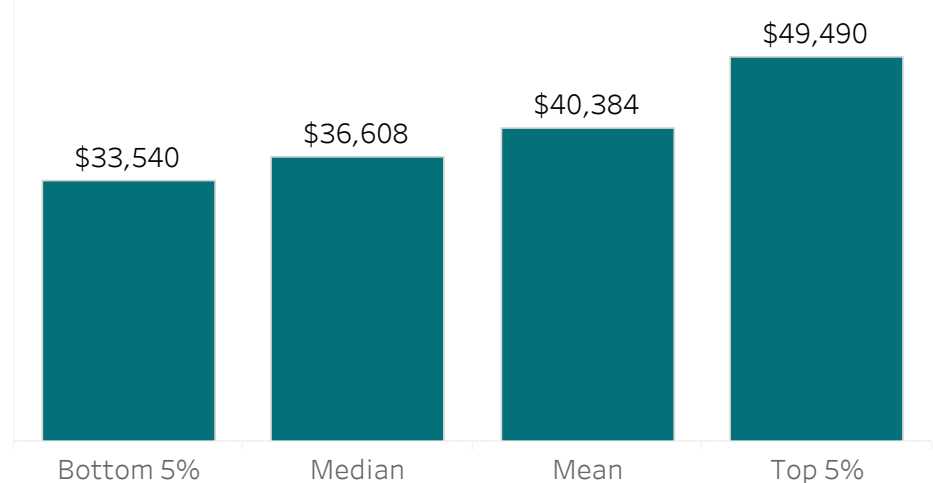
Three Year Comparison of Employed Respondents

	2016-17	2017-18	2018-19
Number of Graduates	36	42	48
Number of Respondents	21	17	16
Number of Employed Respondents	8	5	7
Percentage of Employed Respondents	38%	29%	44%
Number of Respondents Employed in Training Related Occupations	4	0	1
Percentage of Respondents Employed in Training Related Occupations	19%	0%	6%

Graduate Activity - 2018-19



Salary - Last Three Years

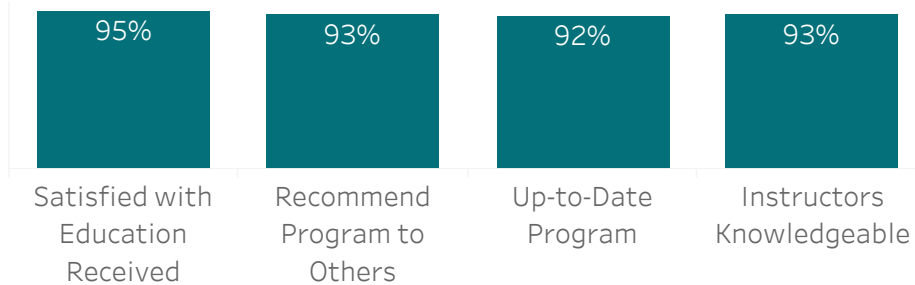




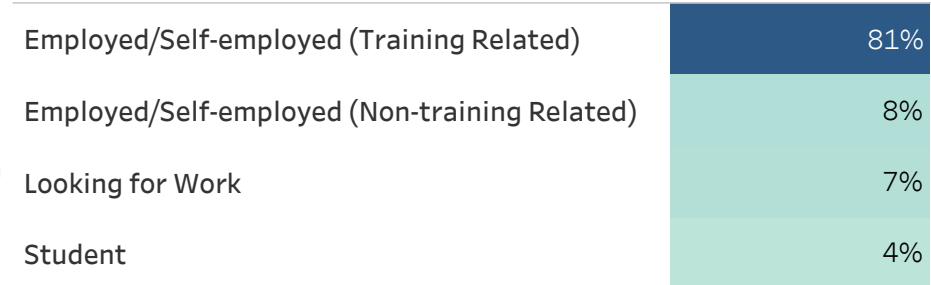
All Programs in Creative Arts

Creative Arts programs are related to the graphic arts, communication, sign language, and the library science field.

Satisfaction - 2018-19



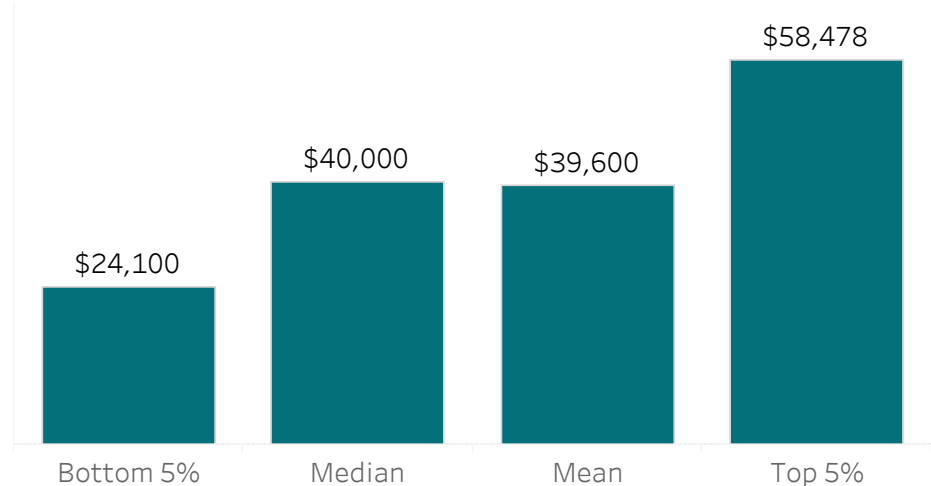
Graduate Activity - 2018-19



Three Year Comparison of Employed Respondents

	2016-17	2017-18	2018-19
Number of Graduates	178	193	178
Number of Respondents	102	121	133
Number of Employed Respondents	85	105	118
Percentage of Employed Respondents	83%	87%	89%
Number of Respondents Employed in Training Related Occupations	76	91	107
Percentage of Respondents Employed in Training Related Occupations	75%	75%	80%

Salary - Last Three Years



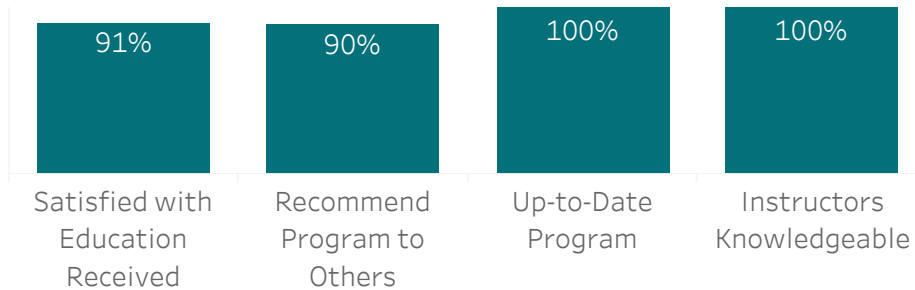


3D Computer Graphics

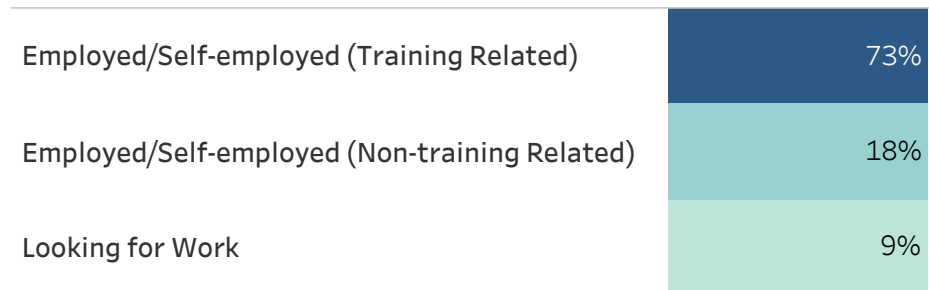
Post Diploma

This program is designed for industry professionals and/or graduates of Digital Media Design or equivalent programs who wish to upgrade their skills. Graduates of the 3D Computer Graphics program find employment in visual effects, motion graphics, video game development, 3D simulation and prototyping, medical imaging, and 3D simulation industries. Some graduates choose self-employment as freelance artists.

Satisfaction - 2018-19



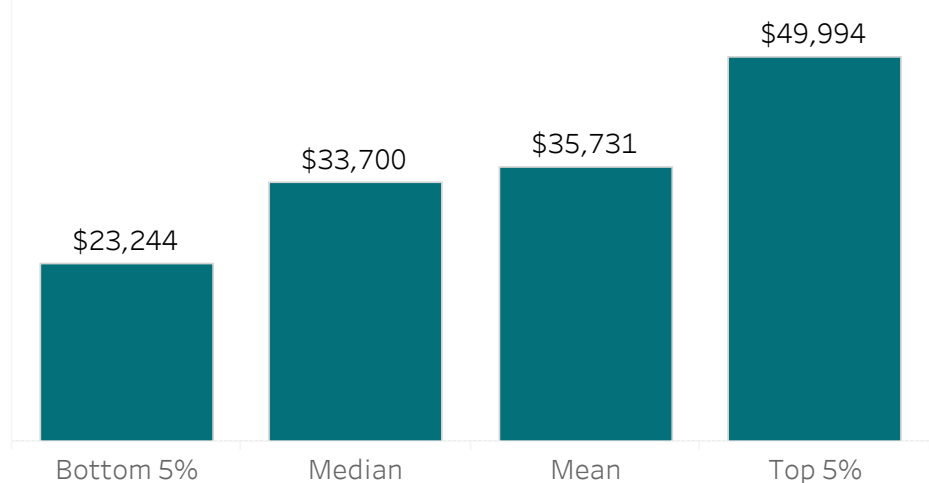
Graduate Activity - 2018-19



Three Year Comparison of Employed Respondents

	2016-17	2017-18	2018-19
Number of Graduates	13	10	15
Number of Respondents	7	4	11
Number of Employed Respondents	7	2	10
Percentage of Employed Respondents	100%	50%	91%
Number of Respondents Employed in Training Related Occupations	6	1	8
Percentage of Respondents Employed in Training Related Occupations	86%	25%	73%

Salary - Last Three Years





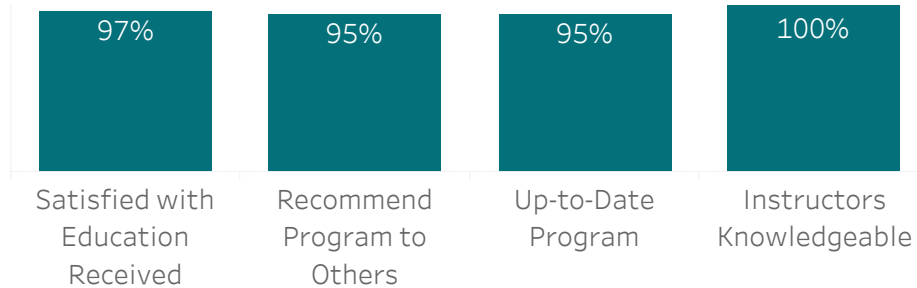
Creative Communications

Diploma

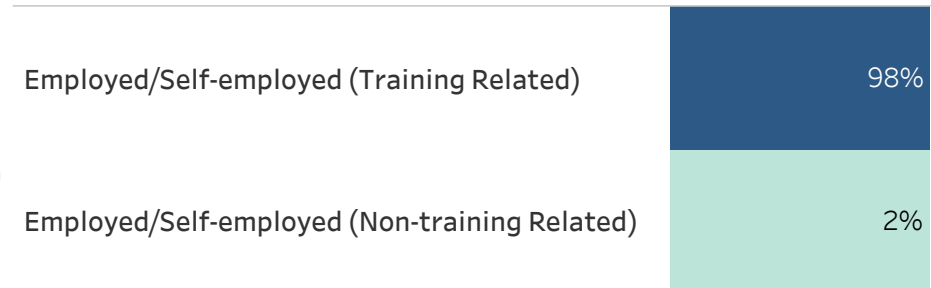
Students in this program develop the skills to succeed in the communications fields of advertising, journalism, media production, and public relations.

Graduates have found employment as journalists in print, radio and television; broadcast production technicians; copywriters and media buyers in advertising agencies, radio and television stations; and public relations personnel for various companies and government agencies.

Satisfaction - 2018-19



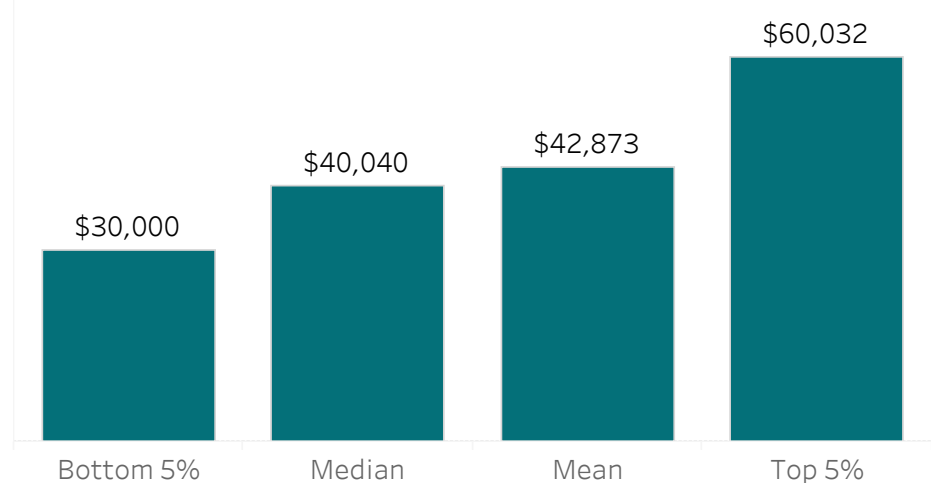
Graduate Activity - 2018-19



Three Year Comparison of Employed Respondents

	2016-17	2017-18	2018-19
Number of Graduates	48	55	52
Number of Respondents	26	38	41
Number of Employed Respondents	24	36	41
Percentage of Employed Respondents	92%	95%	100%
Number of Respondents Employed in Training Related Occupations	22	31	40
Percentage of Respondents Employed in Training Related Occupations	85%	82%	98%

Salary - Last Three Years



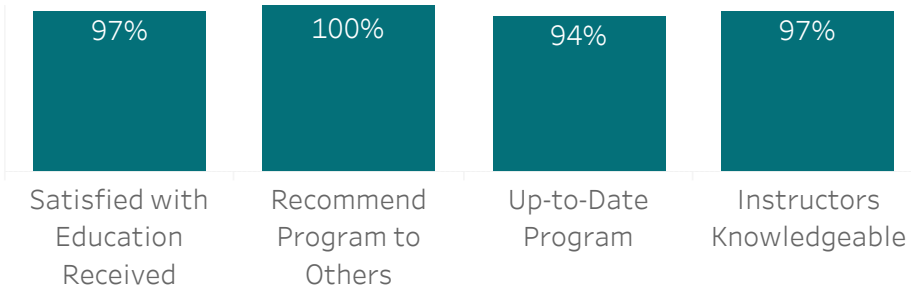


Digital Media Design

Diploma

This program provides up-to-date training in web and mobile design and development, digital video, 3D animation, motion graphics, and graphic design. It teaches both design fundamentals and technical skills, and encourages creativity, imagination, professionalism, and a strong work ethic. Graduates of this program may find employment in a variety of roles such as web designers and developers, app and UX designers, video shooters and editors, motion graphic designers, and 3D animators.

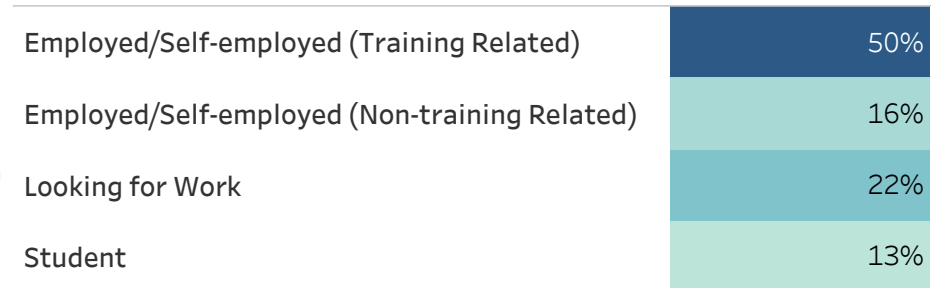
Satisfaction - 2018-19



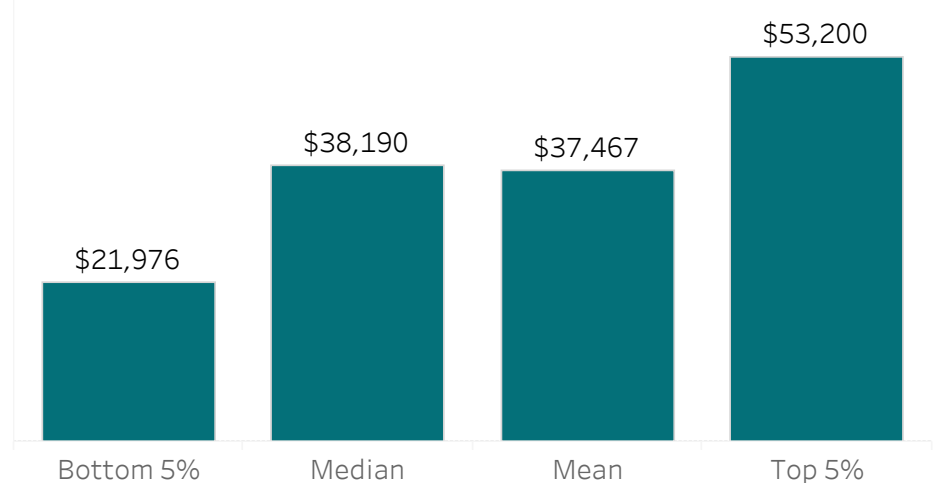
Three Year Comparison of Employed Respondents

	2016-17	2017-18	2018-19
Number of Graduates	37	40	42
Number of Respondents	23	28	32
Number of Employed Respondents	19	18	21
Percentage of Employed Respondents	83%	64%	66%
Number of Respondents Employed in Training Related Occupations	16	15	16
Percentage of Respondents Employed in Training Related Occupations	70%	54%	50%

Graduate Activity - 2018-19



Salary - Last Three Years



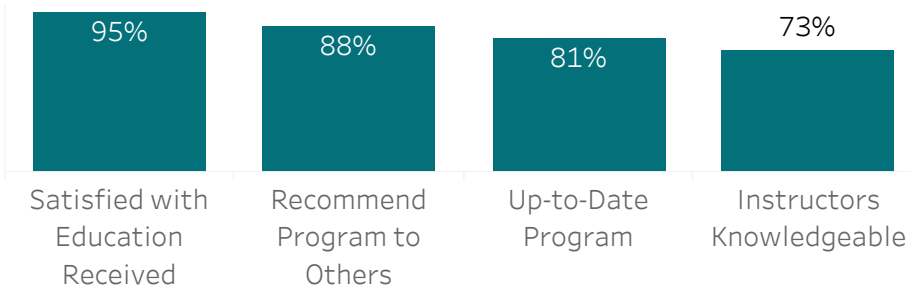


Graphic Design

Diploma

This program provides up-to-date artistic training in the technology, techniques and philosophy of graphic design. It is designed to develop the technical skills and knowledge essential to professional competence, and to encourage creativity, imagination, and a sense of aesthetic discrimination. Graduates find employment as production specialists, graphic designers, illustrators and art directors. They work in retail stores, advertising agencies, design and production studios and newspapers. Others are working in television and film studios, and some are employed as freelance artists.

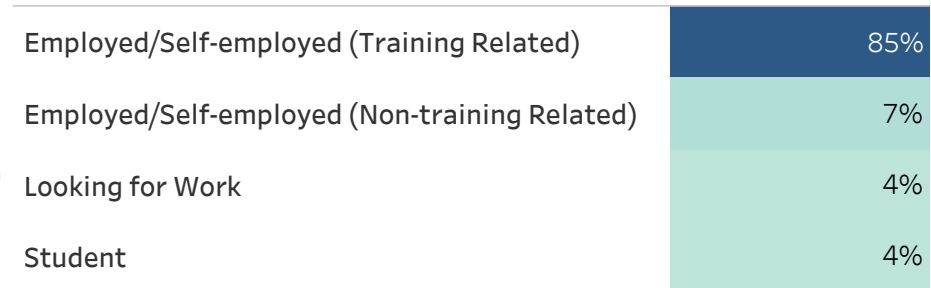
Satisfaction - 2018-19



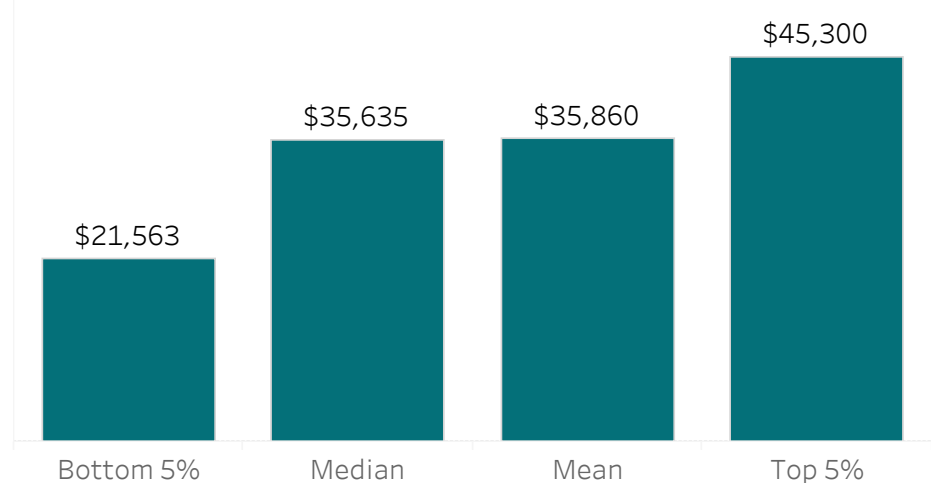
Three Year Comparison of Employed Respondents

	2016-17	2017-18	2018-19
Number of Graduates	37	37	43
Number of Respondents	18	21	27
Number of Employed Respondents	13	20	25
Percentage of Employed Respondents	72%	95%	93%
Number of Respondents Employed in Training Related Occupations	11	17	23
Percentage of Respondents Employed in Training Related Occupations	61%	81%	85%

Graduate Activity - 2018-19



Salary - Last Three Years





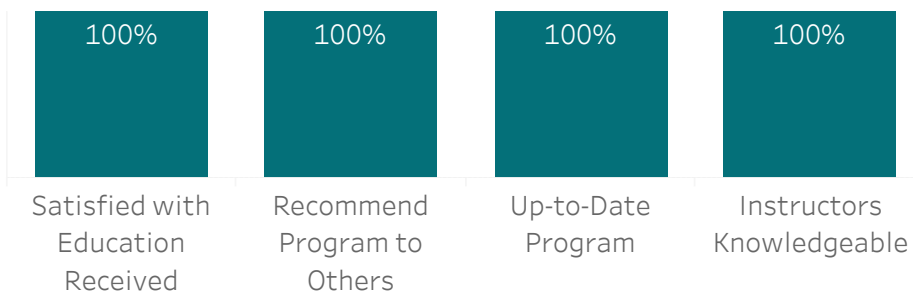
Graphic Design Advanced

Post-Graduate Diploma

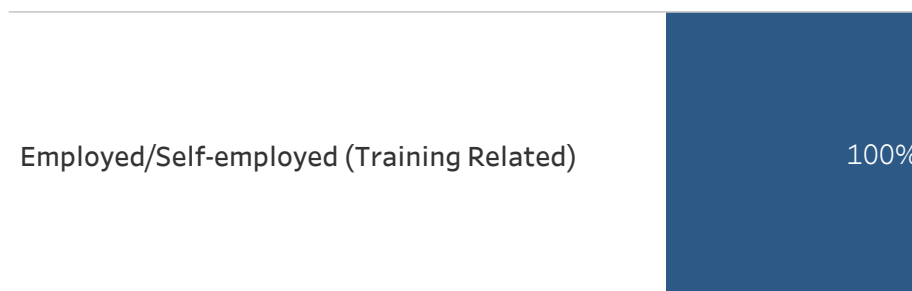
This program focuses on new skill requirements in areas such as advanced computer graphics, marketing and production management.

Graduates find employment in graphic design, 3D animation, interactive document and CD-ROM development, computer games development and website design. They may work for advertising agencies, graphic design studios, retail stores, and colour houses, as well as with newspapers and magazine publishers. Some graduates choose self-employment as freelance artists.

Satisfaction - 2018-19



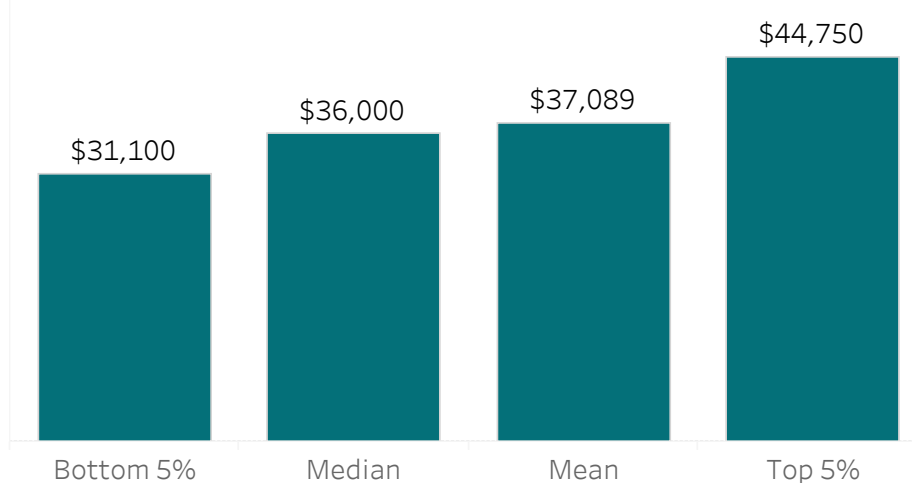
Graduate Activity - 2018-19



Three Year Comparison of Employed Respondents

	2016-17	2017-18	2018-19
Number of Graduates	14	22	9
Number of Respondents	9	13	6
Number of Employed Respondents	9	13	6
Percentage of Employed Respondents	100%	100%	100%
Number of Respondents Employed in Training Related Occupations	9	12	6
Percentage of Respondents Employed in Training Related Occupations	100%	92%	100%

Salary - Last Three Years



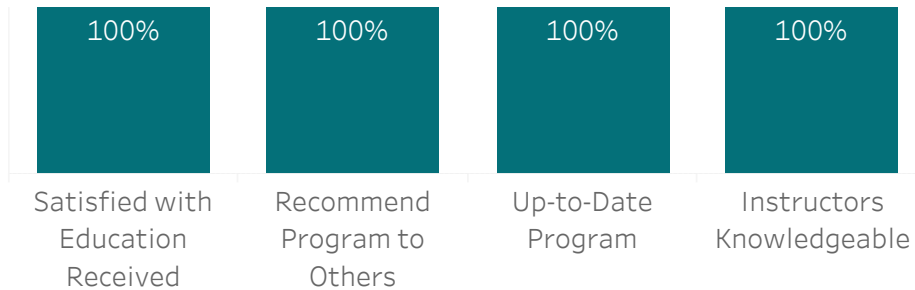


Library and Information Technology


Diploma

This program provides students with the necessary public service and technical skills to be a productive employee in the library and related fields. Specifically, the program provides the training needed to be employed as a library technician. Students learn the fundamentals of both manual and automated systems for acquiring, organizing, and disseminating information in a variety of formats.

Satisfaction - 2018-19



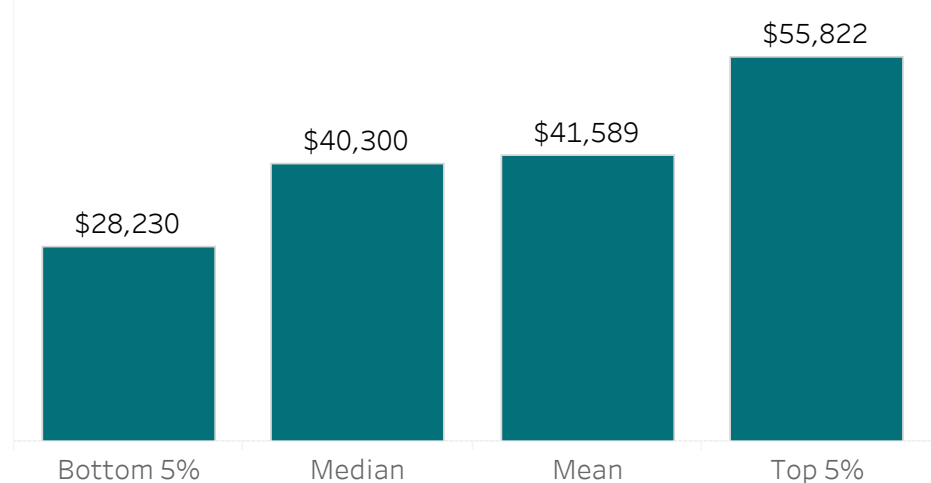
Graduate Activity - 2018-19



Three Year Comparison of Employed Respondents

	2016-17	2017-18	2018-19
Number of Graduates	14	11	11
Number of Respondents	8	10	10
Number of Employed Respondents	8	10	10
Percentage of Employed Respondents	100%	100%	100%
Number of Respondents Employed in Training Related Occupations	7	10	10
Percentage of Respondents Employed in Training Related Occupations	88%	100%	100%

Salary - Last Three Years

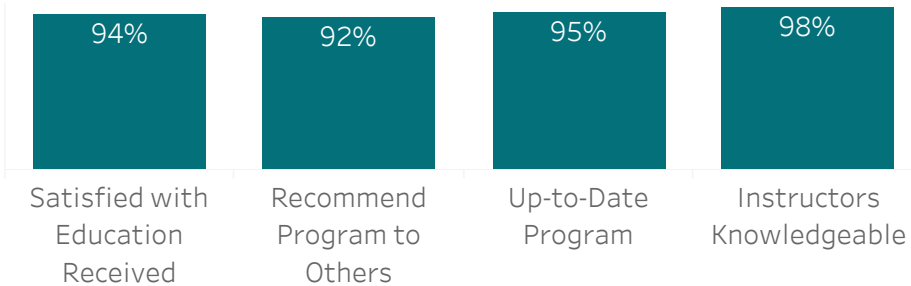




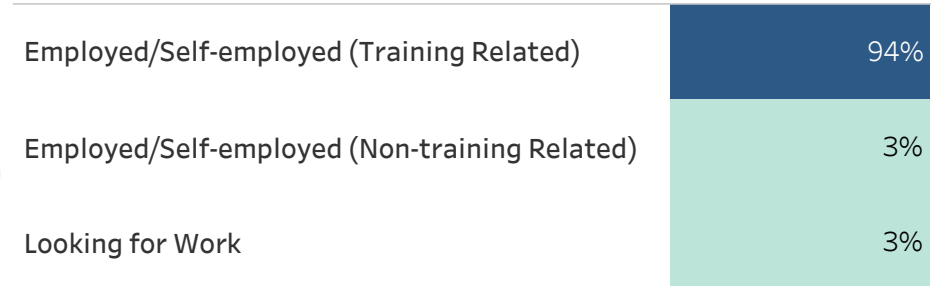
All Programs in Hospitality and Culinary Arts

Students taking programs in this division learn the skills and techniques needed in the Hospitality Industry.

Satisfaction - 2018-19



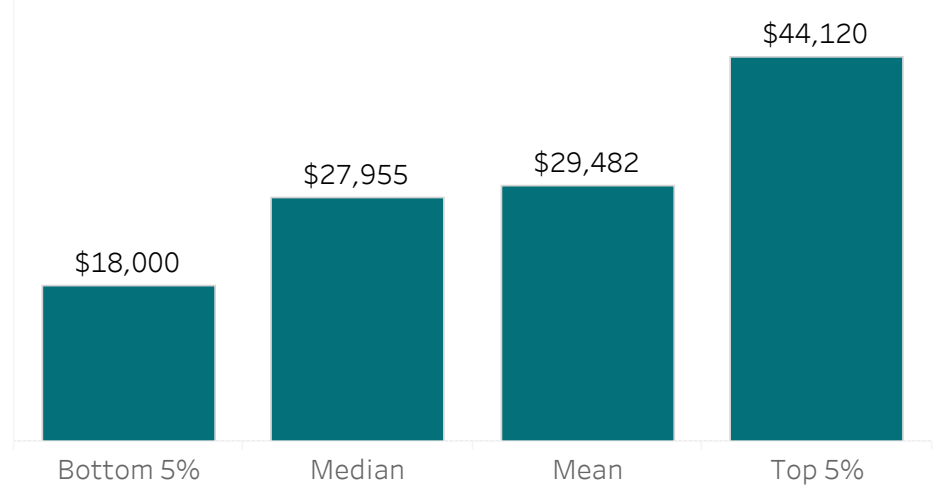
Graduate Activity - 2018-19



Three Year Comparison of Employed Respondents

	2016-17	2017-18	2018-19
Number of Graduates	140	111	155
Number of Respondents	47	59	68
Number of Employed Respondents	41	55	66
Percentage of Employed Respondents	87%	93%	97%
Number of Respondents Employed in Training Related Occupations	38	52	64
Percentage of Respondents Employed in Training Related Occupations	81%	88%	94%

Salary - Last Three Years



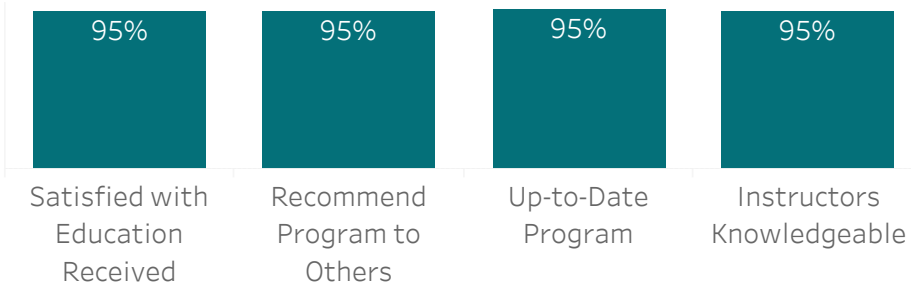


Culinary Arts


Diploma

The Culinary Arts diploma program is designed to prepare students to work in the culinary industry by providing courses aimed at developing fundamental skills and knowledge; including basic business skills. The program builds on the culinary foundation through advanced and specialty theory and practice. Among other courses, students will serve and prepare Canadian regional cuisine in Jane's fine dining restaurant and will obtain Smart Choices certification.

Satisfaction - 2018-19



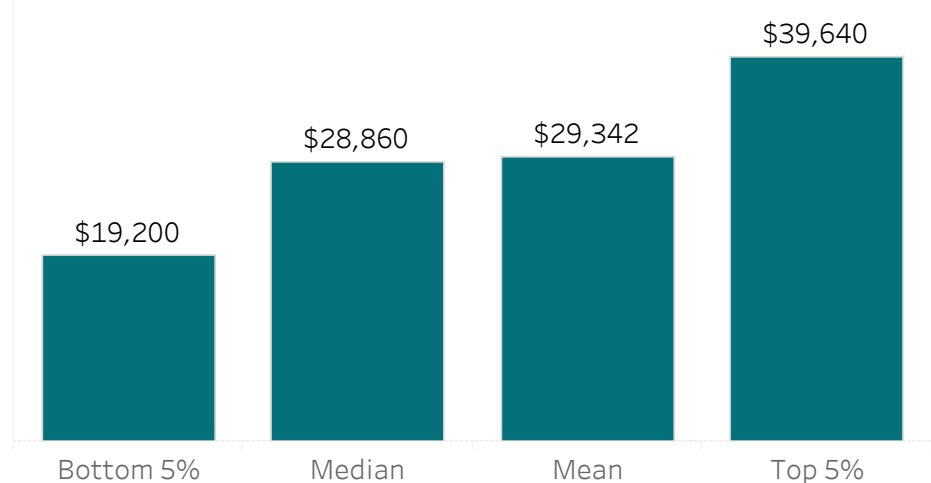
Graduate Activity - 2018-19



Three Year Comparison of Employed Respondents

	2016-17	2017-18	2018-19
Number of Graduates	69	40	50
Number of Respondents	24	23	23
Number of Employed Respondents	20	22	22
Percentage of Employed Respondents	83%	96%	96%
Number of Respondents Employed in Training Related Occupations	20	22	22
Percentage of Respondents Employed in Training Related Occupations	83%	96%	96%

Salary - Last Three Years



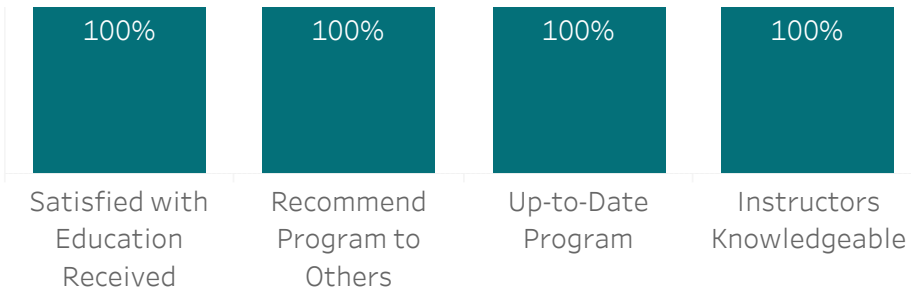


Culinary Skills International


Certificate

The Culinary Skills International program is designed to prepare students to work in the culinary industry by providing courses aimed at developing fundamental skills and knowledge, including basic business skills. The first two terms consist of a combination of lab-based culinary skills development and theory classes. The third term is spent working in a cooperative work placement in the culinary industry. Students are paid by the industry partner during the co-op term.

Satisfaction - 2018-19



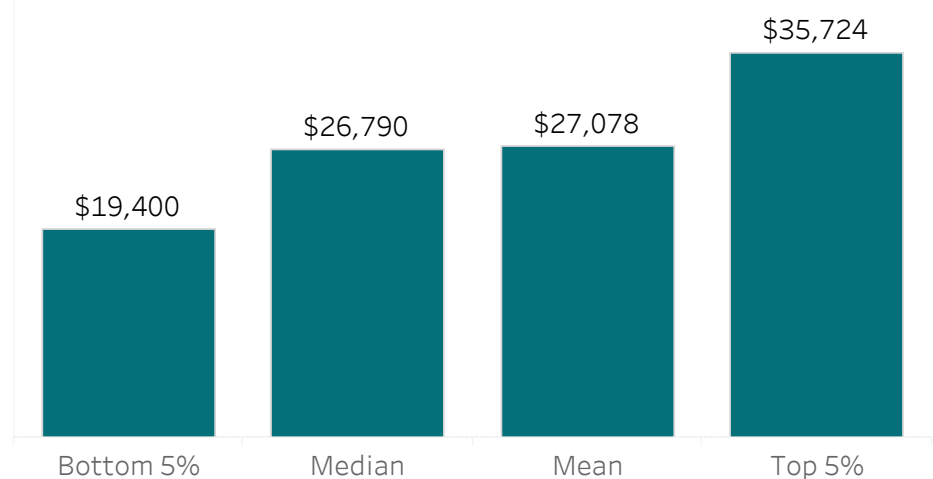
Graduate Activity - 2018-19



Three Year Comparison of Employed Respondents

	2018-19
Number of Graduates	34
Number of Respondents	18
Number of Employed Respondents	18
Percentage of Employed Respondents	100%
Number of Respondents Employed in Training Related Occupations	18
Percentage of Respondents Employed in Training Related Occupations	100%

Salary - Last Three Years



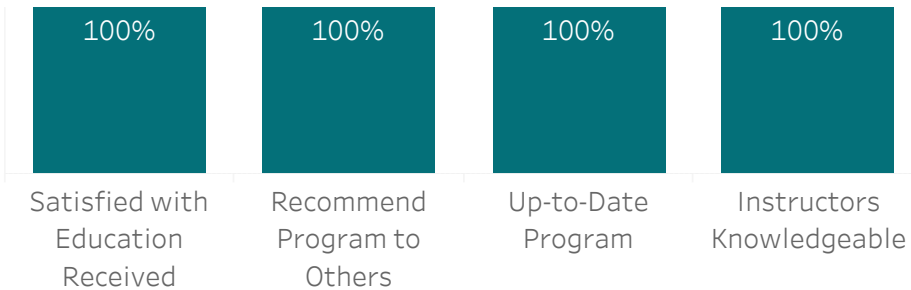


Hospitality and Tourism Management


Certificate

Students who exit with a certificate after first year of this program are prepared to work in the hospitality industry having developed fundamental business and customer service skills. It is recommended that students complete the second year to obtain a diploma in either the Hotel & Restaurant Management or Tourism Management majors to be most competitive in the marketplace after graduation.

Satisfaction - 2018-19



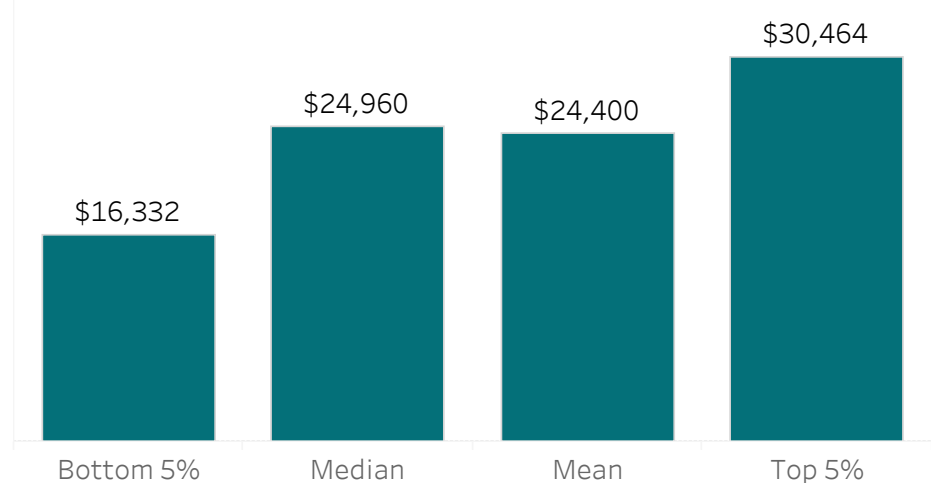
Graduate Activity - 2018-19



Three Year Comparison of Employed Respondents

	2016-17	2017-18	2018-19
Number of Graduates	15	21	18
Number of Respondents	6	10	5
Number of Employed Respondents	5	9	5
Percentage of Employed Respondents	83%	90%	100%
Number of Respondents Employed in Training Related Occupations	5	8	5
Percentage of Respondents Employed in Training Related Occupations	83%	80%	100%

Salary - Last Three Years



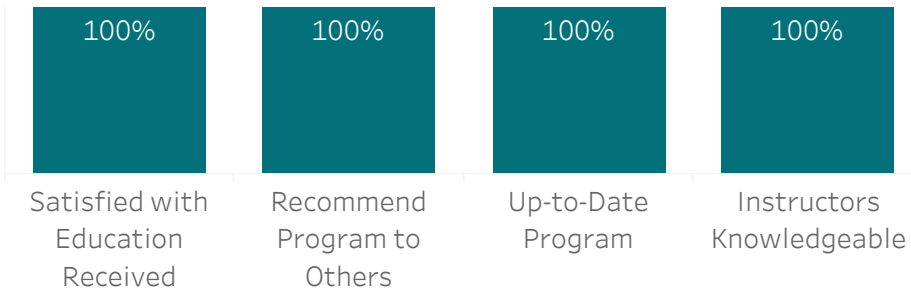


Professional Baking and Patisserie


Certificate

This program is designed to develop the skills required for employment in entry-level baking and pastry positions within a wide variety of establishments. Students learn how to produce commercial quantities of breads, rolls, sweet dough, plain and sweet pastry, Danish and puff pastry, cookies, shortbreads, cakes and desserts. Job opportunities have been found in large in-store bakeries and smaller bakery operations, as well as hotels, resorts and franchises.

Satisfaction - 2018-19



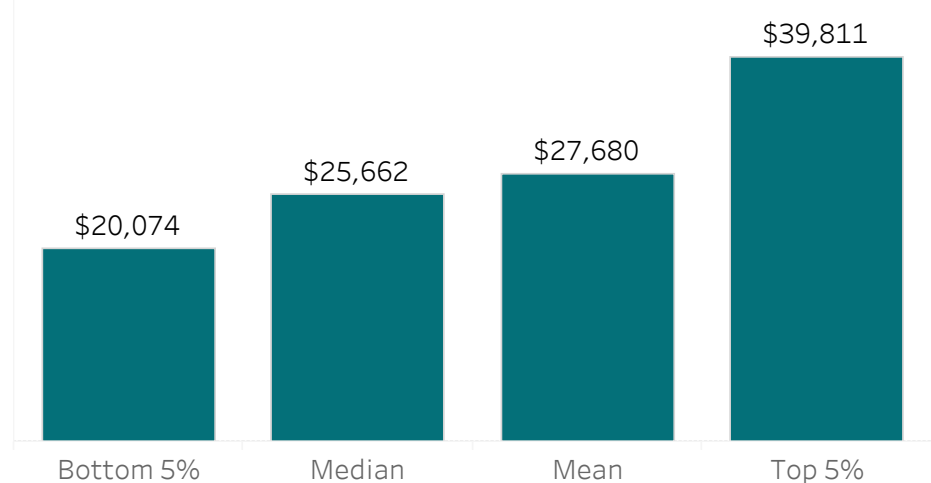
Graduate Activity - 2018-19



Three Year Comparison of Employed Respondents

	2016-17	2017-18	2018-19
Number of Graduates	14	20	18
Number of Respondents	4	8	10
Number of Employed Respondents	4	8	10
Percentage of Employed Respondents	100%	100%	100%
Number of Respondents Employed in Training Related Occupations	3	8	10
Percentage of Respondents Employed in Training Related Occupations	75%	100%	100%

Salary - Last Three Years





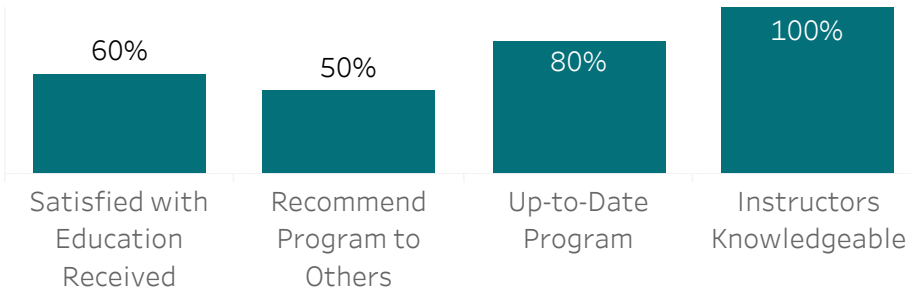
Tourism Management

Diploma

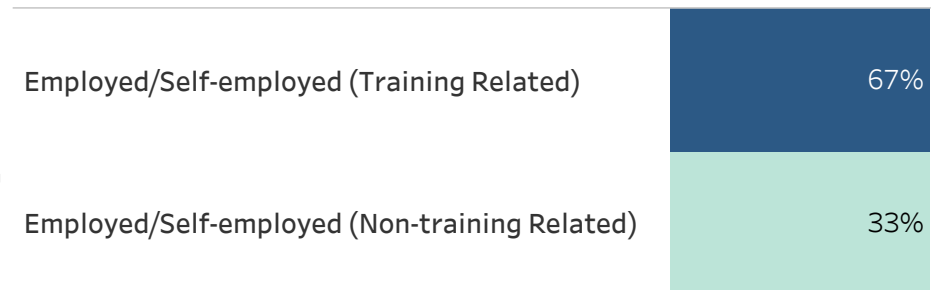
After successfully completing the first year of Hospitality and Tourism Management, you may select the Tourism Management major as a second-year option to complete a diploma. This program is designed to introduce students to the industry and build core skills in year one, and to build industry-specific management skill in the year two major. The Tourism Management major focuses on developing skills to work in a variety of business models including attractions, events, and tourism services.

No salary data to display: too small a sample where $n < 5$ responses with salary data.

Satisfaction - 2018-19



Graduate Activity - 2018-19



Three Year Comparison of Employed Respondents

2018-19

Number of Graduates	13
Number of Respondents	6
Number of Employed Respondents	6
Percentage of Employed Respondents	100%
Number of Respondents Employed in Training Related Occupations	4
Percentage of Respondents Employed in Training Related Occupations	67%

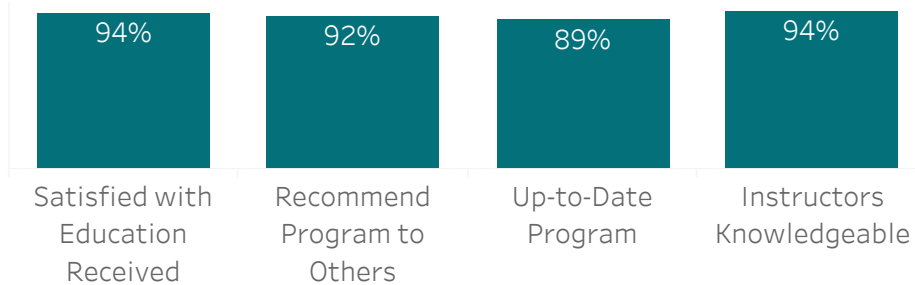
Salary - Last Three Years



All Programs in Continuing Education

The School of Continuing Education delivers programs in Applied Arts & Communication; Business & Management; Community Services; Education & Foundation Studies; Health Sciences; Information Technology; and Trades, Transportation, Industrial & Environment. The primary goal of Continuing Education is to provide quality, career-related education and training in a variety of delivery options for job entry, job enhancement or career change.

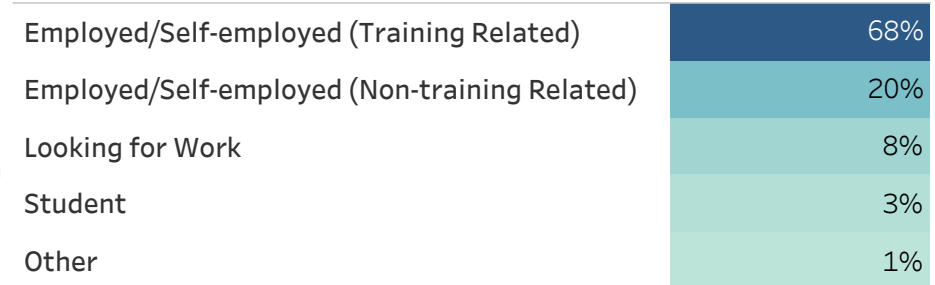
Satisfaction - 2018-19



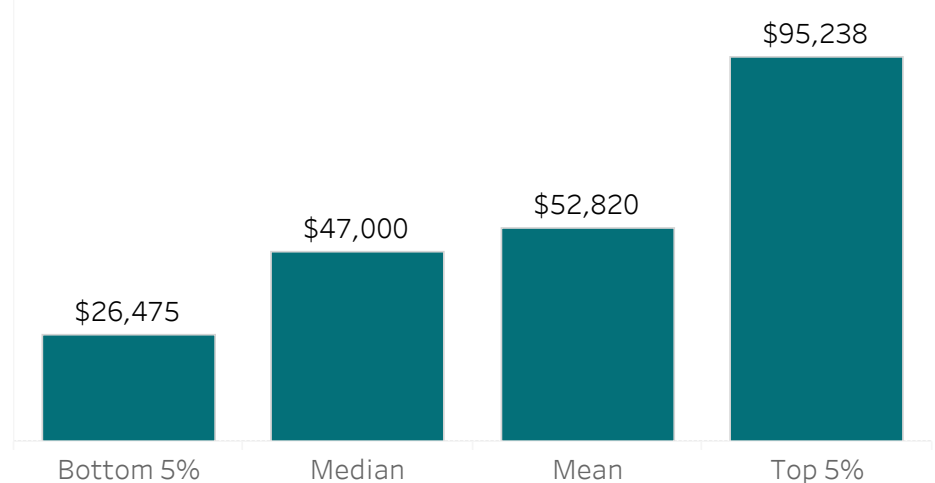
Three Year Comparison of Employed Respondents

	2016-17	2017-18	2018-19
Number of Graduates	727	752	785
Number of Respondents	373	467	495
Number of Employed Respondents	330	410	449
Percentage of Employed Respondents	88%	88%	91%
Number of Respondents Employed in Training Related Occupations	235	340	348
Percentage of Respondents Employed in Training Related Occupations	63%	73%	70%

Graduate Activity - 2018-19



Salary - Last Three Years

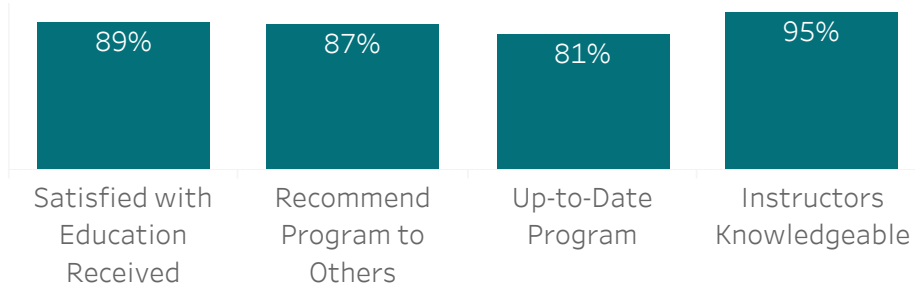




All Programs in Applied Arts & Communications (CE)

The Continuing Education (CE) Applied Arts & Communications division includes programs for people interested in communications or the arts that apply to design.

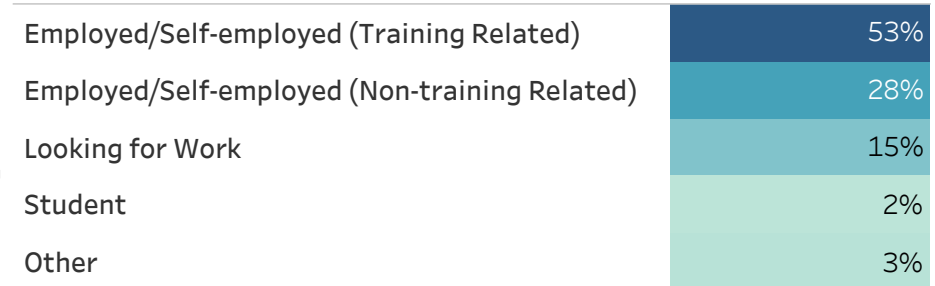
Satisfaction - 2018-19



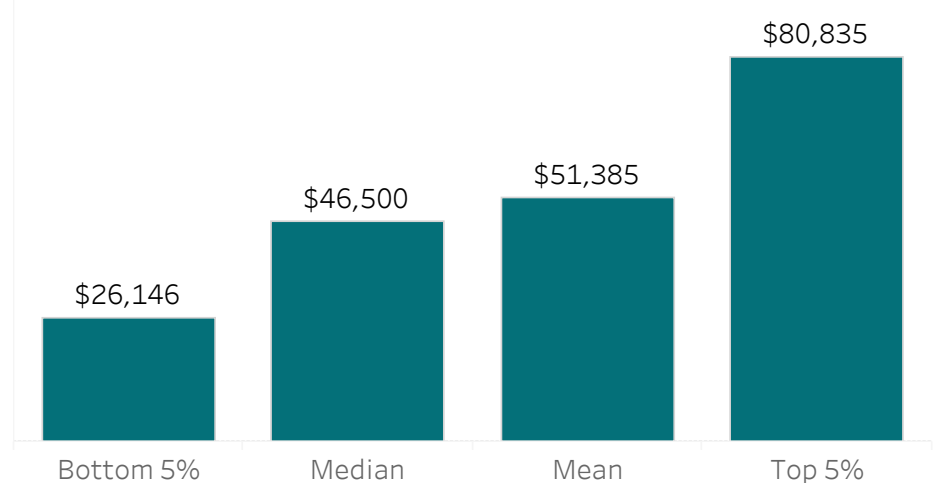
Three Year Comparison of Employed Respondents

	2016-17	2017-18	2018-19
Number of Graduates	117	164	139
Number of Respondents	60	107	92
Number of Employed Respondents	53	88	78
Percentage of Employed Respondents	88%	82%	85%
Number of Respondents Employed in Training Related Occupations	36	73	49
Percentage of Respondents Employed in Training Related Occupations	60%	68%	53%

Graduate Activity - 2018-19



Salary - Last Three Years



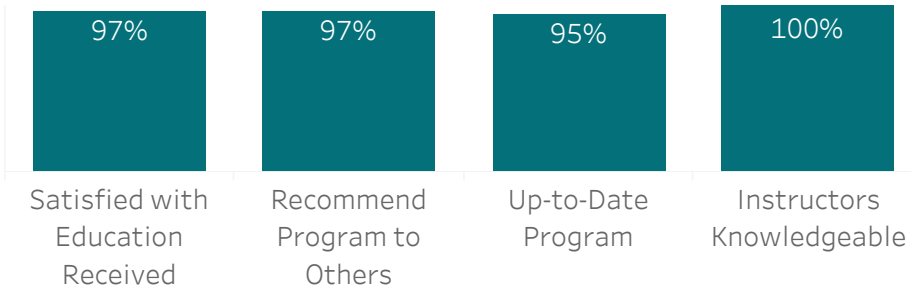


Human Resource Management

Certificate

Students of this part-time program can prepare for a career in the fast-growing and key business field of human resource management (HRM). This program is accredited by the provincial certifying body, the Chartered Professionals in Human Resources Manitoba (CPHR Manitoba). Graduates of Red River College's HR Management Certificate program now have five years from graduation to apply to waive writing the National Knowledge Exam (NKE).

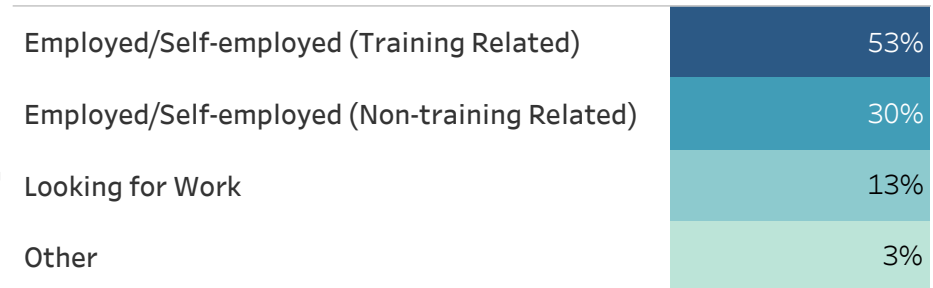
Satisfaction - 2018-19



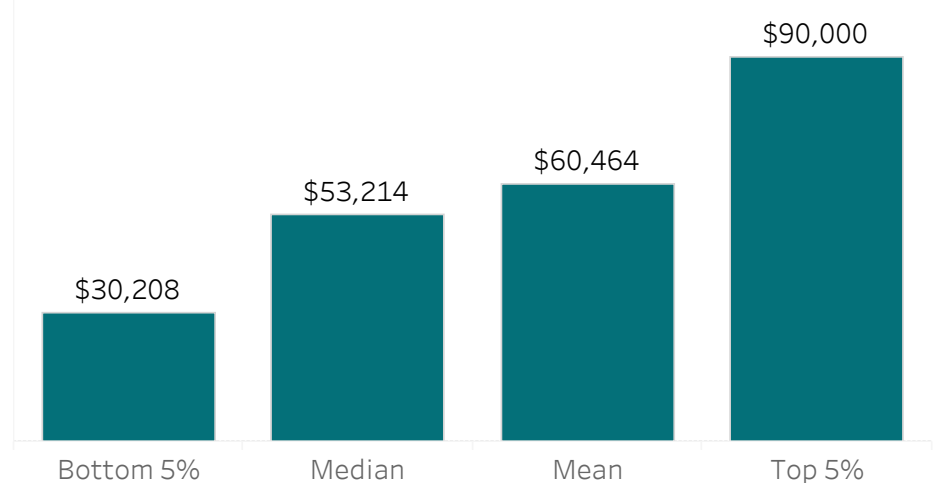
Three Year Comparison of Employed Respondents

	2016-17	2017-18	2018-19
Number of Graduates	49	80	81
Number of Respondents	30	55	60
Number of Employed Respondents	26	47	50
Percentage of Employed Respondents	87%	85%	83%
Number of Respondents Employed in Training Related Occupations	18	35	32
Percentage of Respondents Employed in Training Related Occupations	60%	64%	53%

Graduate Activity - 2018-19



Salary - Last Three Years



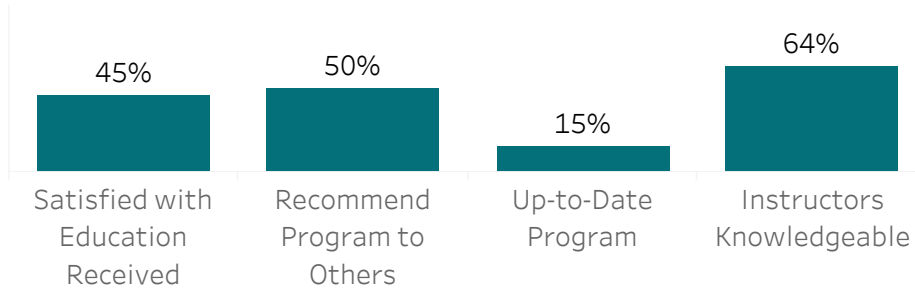


Legal Assistant

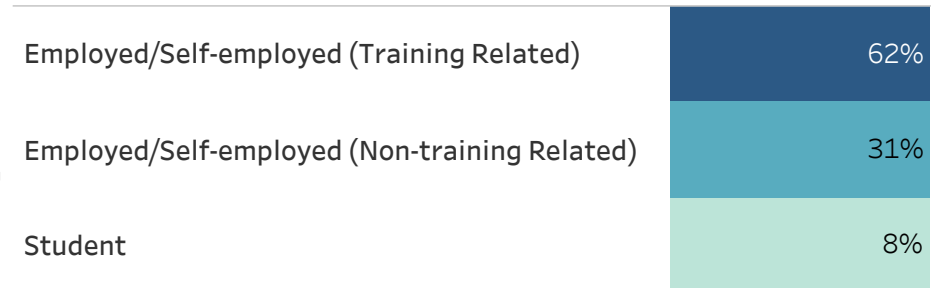
Certificate

This program prepares students to succeed in a supporting role as part of a law firm or legal department. Students learn to prepare legal documentation for real estate, civil litigation, wills and estates, domestic and family law, business, and appeals.

Satisfaction - 2018-19



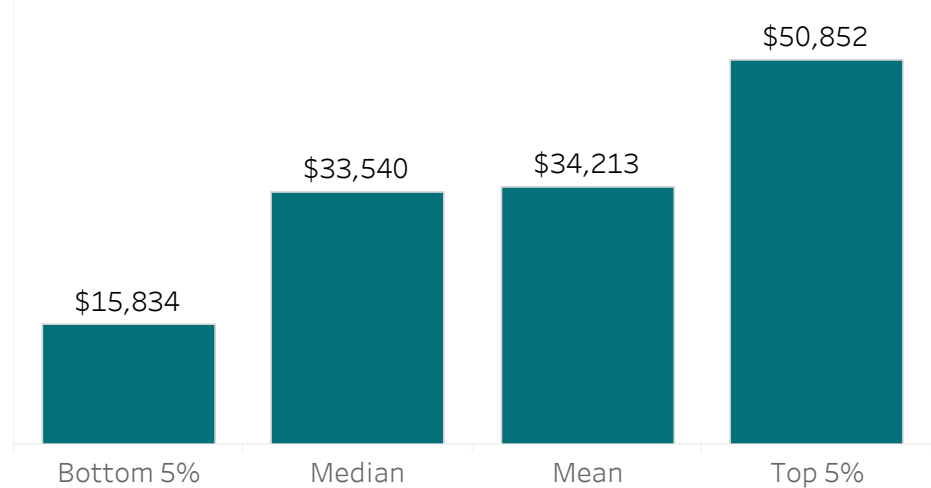
Graduate Activity - 2018-19



Three Year Comparison of Employed Respondents

	2016-17	2017-18	2018-19
Number of Graduates	14	22	23
Number of Respondents	9	14	13
Number of Employed Respondents	9	14	12
Percentage of Employed Respondents	100%	100%	92%
Number of Respondents Employed in Training Related Occupations	9	14	8
Percentage of Respondents Employed in Training Related Occupations	100%	100%	62%

Salary - Last Three Years



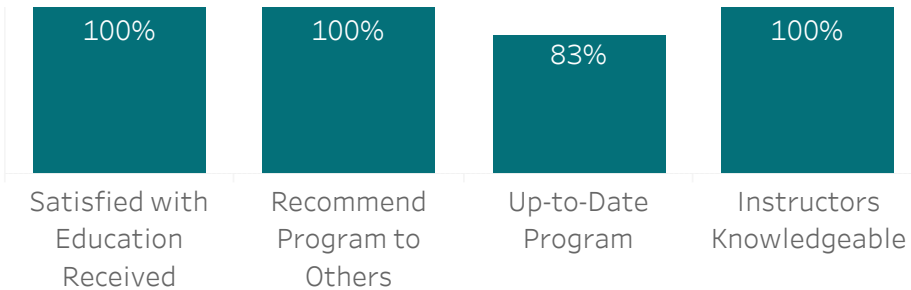


Residential Decorating

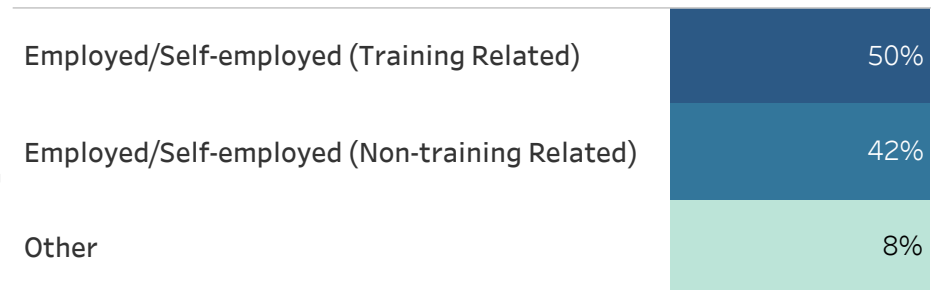
Certificate

This full-time program provides the skills to successfully manage decorating projects to improve home spaces. Students learn to apply design principles to enhance the function and quality of both interior and exterior living environments. Graduates find work as entry-level sales consultants in home improvement retail stores or as decorating consultants with retailers and distributors of decorating products.

Satisfaction - 2018-19



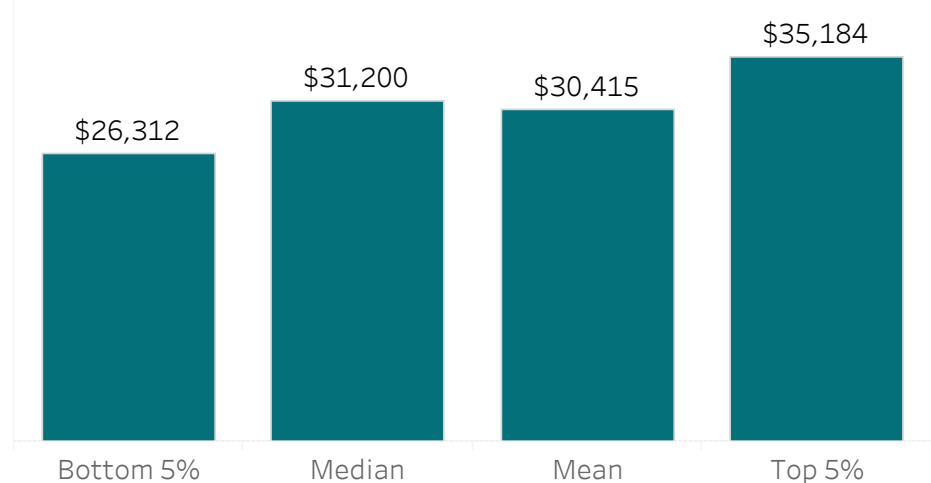
Graduate Activity - 2018-19



Three Year Comparison of Employed Respondents

	2016-17	2017-18	2018-19
Number of Graduates	36	24	25
Number of Respondents	9	13	12
Number of Employed Respondents	7	10	11
Percentage of Employed Respondents	78%	77%	92%
Number of Respondents Employed in Training Related Occupations	1	8	6
Percentage of Respondents Employed in Training Related Occupations	11%	62%	50%

Salary - Last Three Years

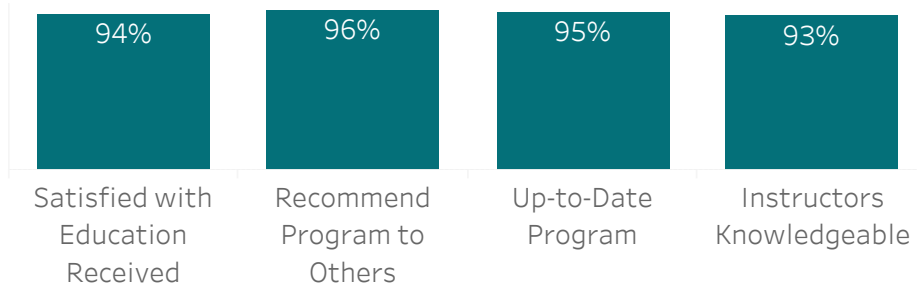




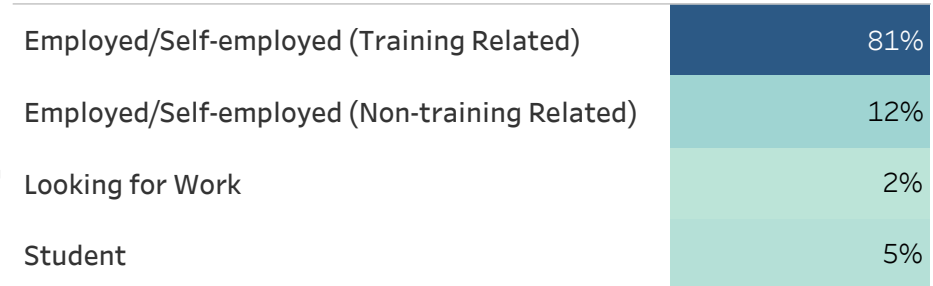
All Programs in Business & Management (CE)

Students taking programs in this Continuing Education division gain skills needed to work in the business sector.

Satisfaction - 2018-19



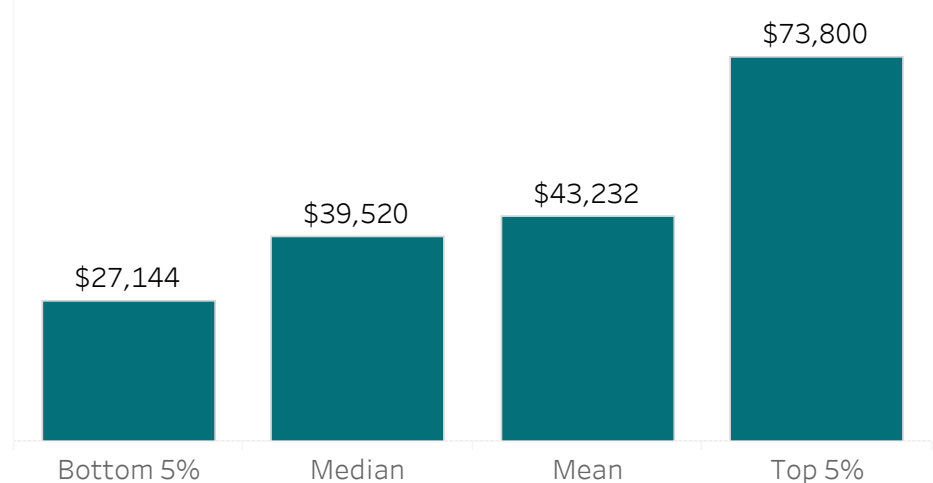
Graduate Activity - 2018-19



Three Year Comparison of Employed Respondents

	2016-17	2017-18	2018-19
Number of Graduates	121	115	127
Number of Respondents	70	67	85
Number of Employed Respondents	62	62	79
Percentage of Employed Respondents	89%	93%	93%
Number of Respondents Employed in Training Related Occupations	47	50	69
Percentage of Respondents Employed in Training Related Occupations	67%	75%	81%

Salary - Last Three Years



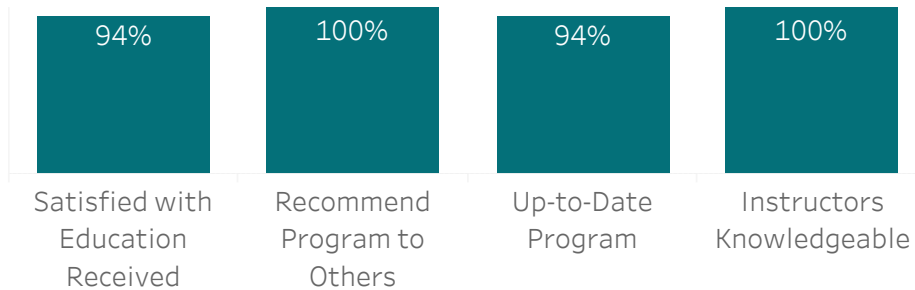


Accounting

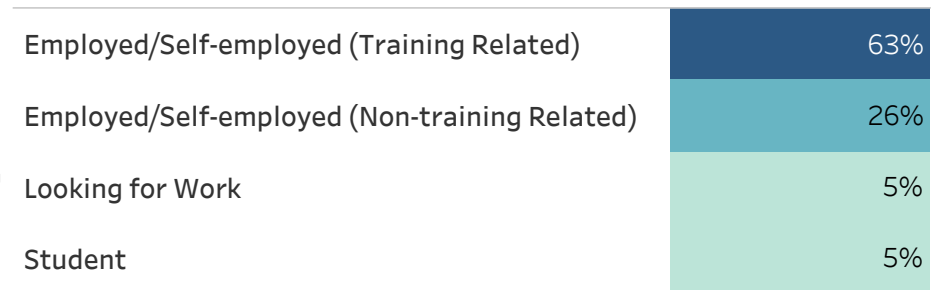
Certificate

This program prepares students for a wide range of careers in the world of accounting and/or enhances their opportunities for advancement. Graduates are eligible for employment in areas and roles including accounts payable, accounts receivable, financial assistant and office administrators.

Satisfaction - 2018-19



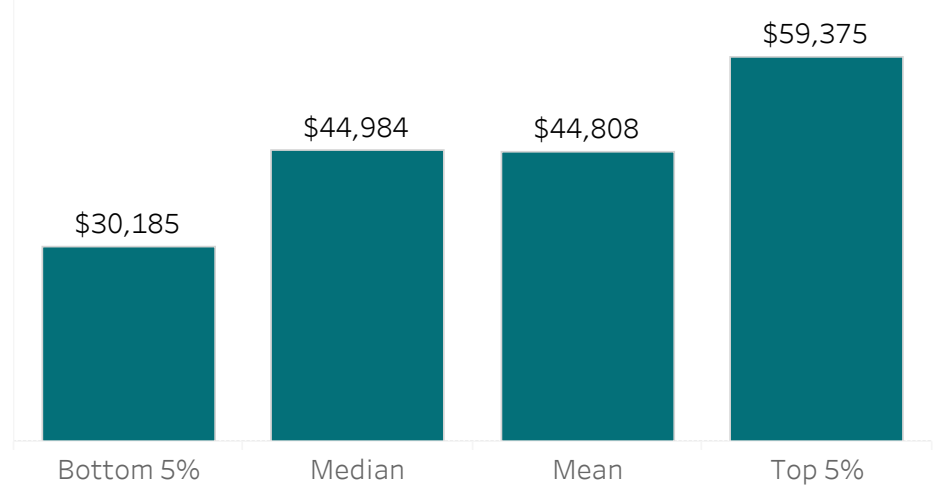
Graduate Activity - 2018-19



Three Year Comparison of Employed Respondents

	2016-17	2017-18	2018-19
Number of Graduates	23	35	29
Number of Respondents	13	21	19
Number of Employed Respondents	12	19	17
Percentage of Employed Respondents	92%	90%	89%
Number of Respondents Employed in Training Related Occupations	7	16	12
Percentage of Respondents Employed in Training Related Occupations	54%	76%	63%

Salary - Last Three Years





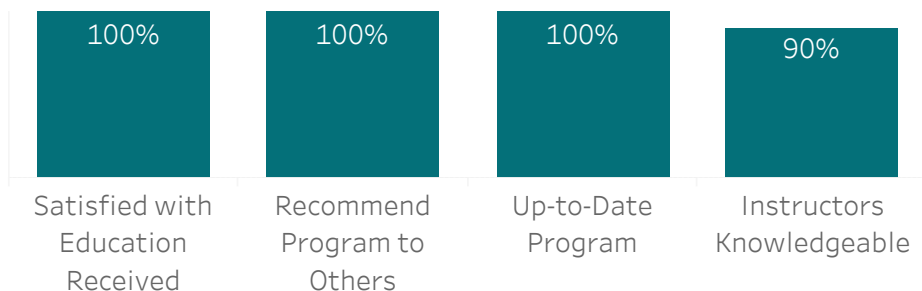
Administrative Assistant

Certificate

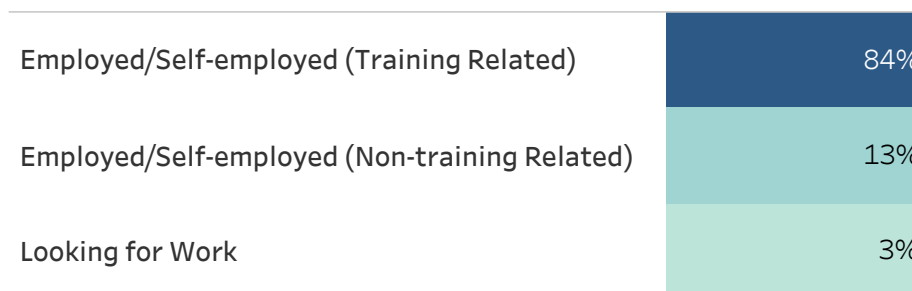
This program focuses on the administrative and technical skills needed to meet the demands of the current and emerging office environment. The program provides both the theory and practice for you to succeed in an entry-level administrative position.

After successful completion of the program you will be knowledgeable in business office software, administrative procedures, communication, teamwork, and problem-solving.

Satisfaction - 2018-19



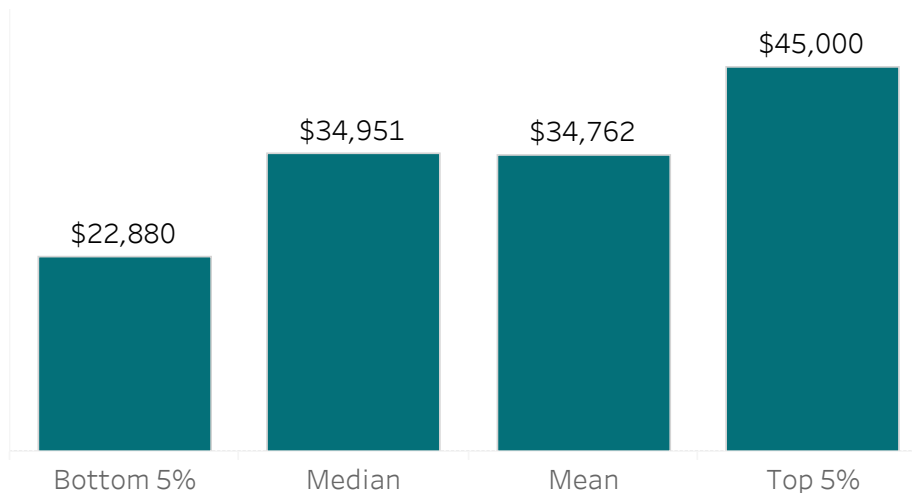
Graduate Activity - 2018-19



Three Year Comparison of Employed Respondents

	2016-17	2017-18	2018-19
Number of Graduates	59	43	54
Number of Respondents	34	27	31
Number of Employed Respondents	29	25	30
Percentage of Employed Respondents	85%	93%	97%
Number of Respondents Employed in Training Related Occupations	26	21	26
Percentage of Respondents Employed in Training Related Occupations	76%	78%	84%

Salary - Last Three Years



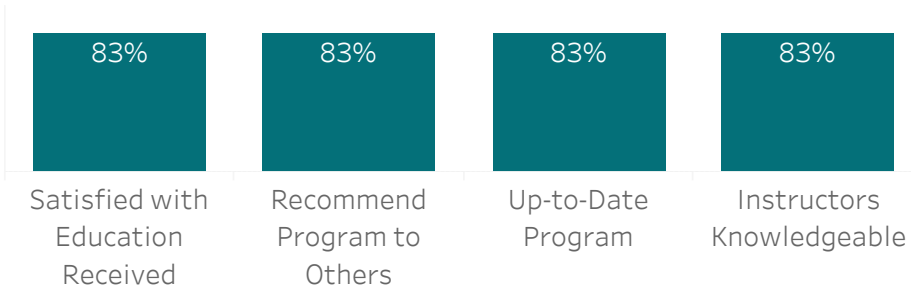


Business Administration - Administration

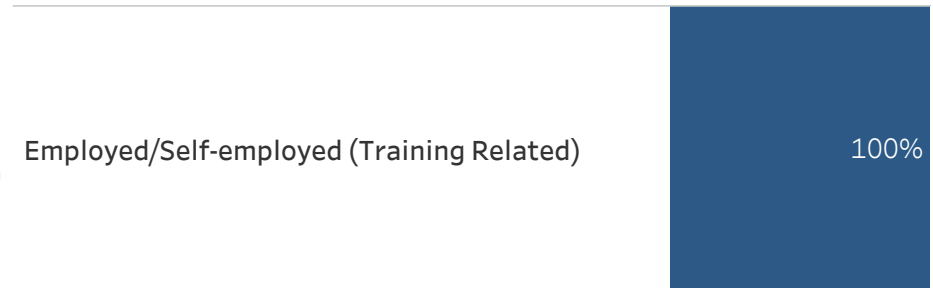
Diploma

Business Administration provides students with a broad business foundation during the first year of studies. Accounting, Administration, and Marketing majors can be completed on a part-time basis through Continuing Education.

Satisfaction - 2018-19



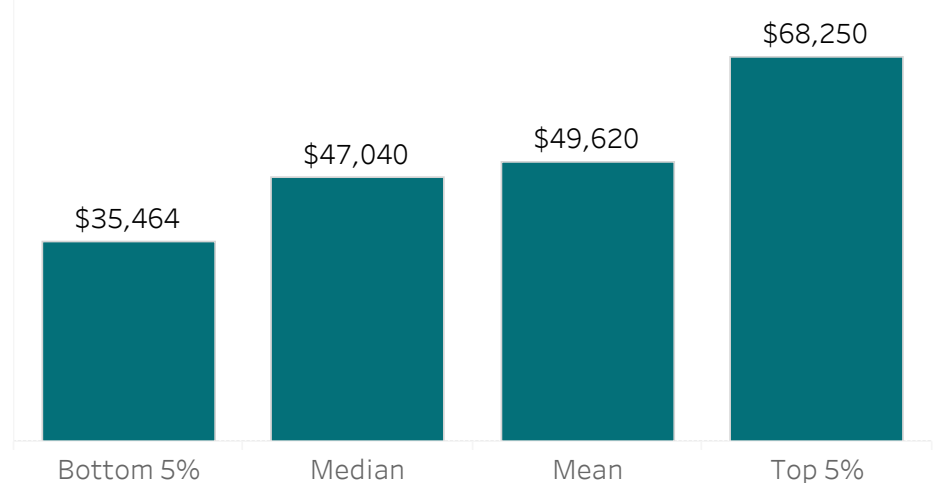
Graduate Activity - 2018-19



Three Year Comparison of Employed Respondents

	2016-17	2017-18	2018-19
Number of Graduates	5	3	7
Number of Respondents	2	2	6
Number of Employed Respondents	1	1	6
Percentage of Employed Respondents	50%	50%	100%
Number of Respondents Employed in Training Related Occupations	1	1	6
Percentage of Respondents Employed in Training Related Occupations	50%	50%	100%

Salary - Last Three Years



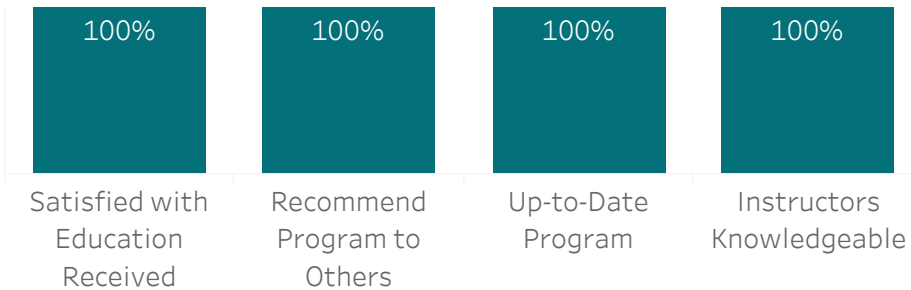


Management Development

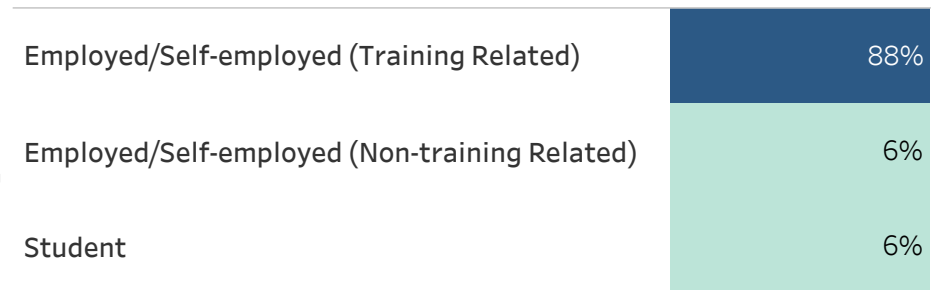
Certificate

This program covers a wide range of management-related disciplines including communications, leadership, organizational behaviour and ethics. Graduates will have the training to be employed in management positions. Opportunities also exist in fields such as human resources, product management, and in the public and private sectors.

Satisfaction - 2018-19



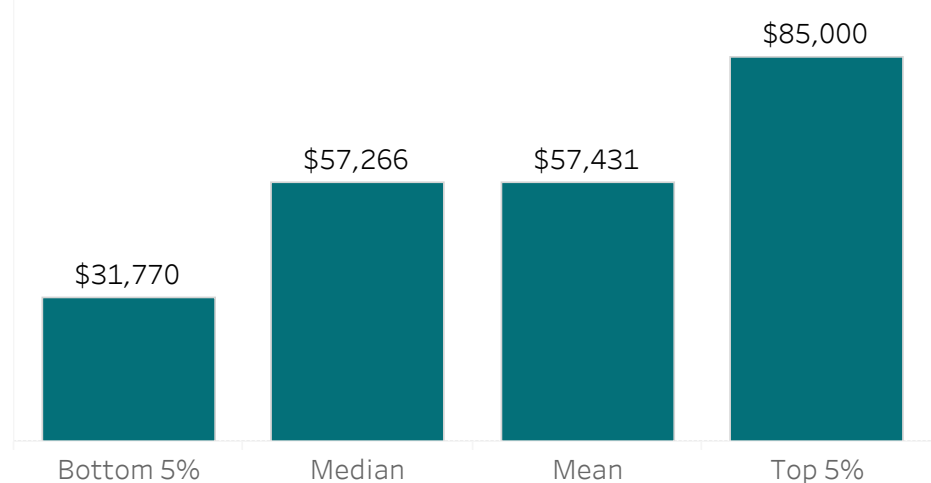
Graduate Activity - 2018-19



Three Year Comparison of Employed Respondents

	2016-17	2017-18	2018-19
Number of Graduates	18	28	21
Number of Respondents	8	14	16
Number of Employed Respondents	8	14	15
Percentage of Employed Respondents	100%	100%	94%
Number of Respondents Employed in Training Related Occupations	3	9	14
Percentage of Respondents Employed in Training Related Occupations	38%	64%	88%

Salary - Last Three Years

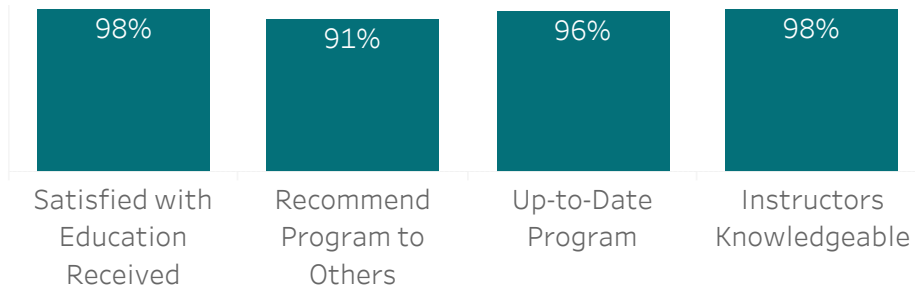




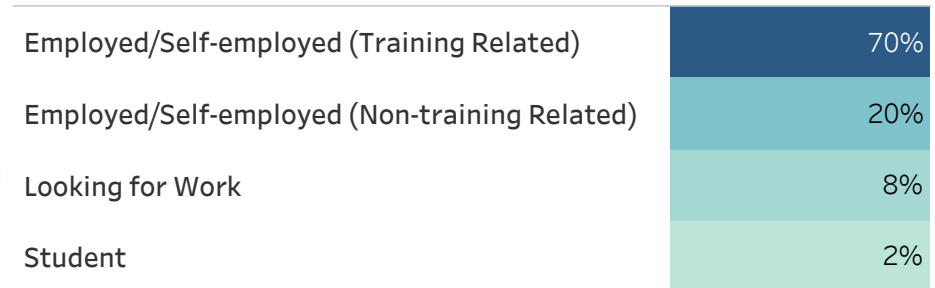
All Programs in Community Services (CE)

This Continuing Education division includes programs in the Community Services field.

Satisfaction - 2018-19



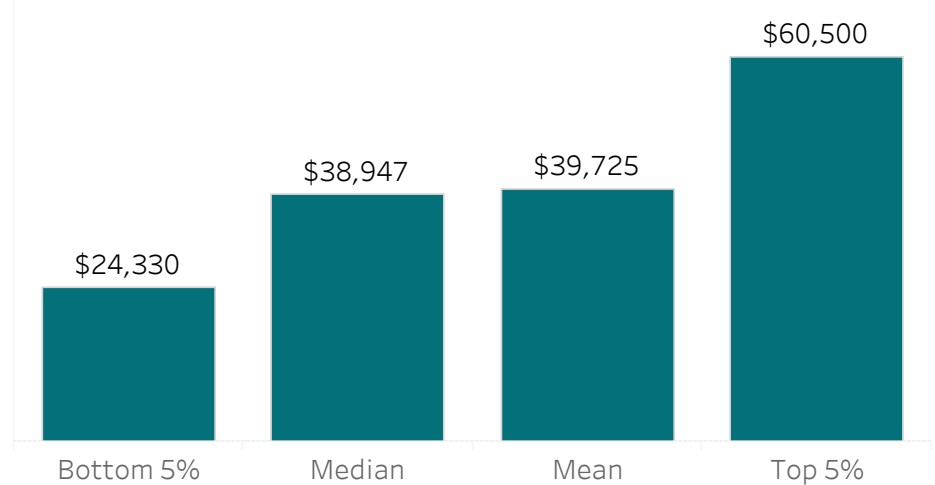
Graduate Activity - 2018-19



Three Year Comparison of Employed Respondents

	2016-17	2017-18	2018-19
Number of Graduates	42	58	72
Number of Respondents	22	43	37
Number of Employed Respondents	20	37	34
Percentage of Employed Respondents	91%	86%	92%
Number of Respondents Employed in Training Related Occupations	13	30	26
Percentage of Respondents Employed in Training Related Occupations	59%	70%	70%

Salary - Last Three Years



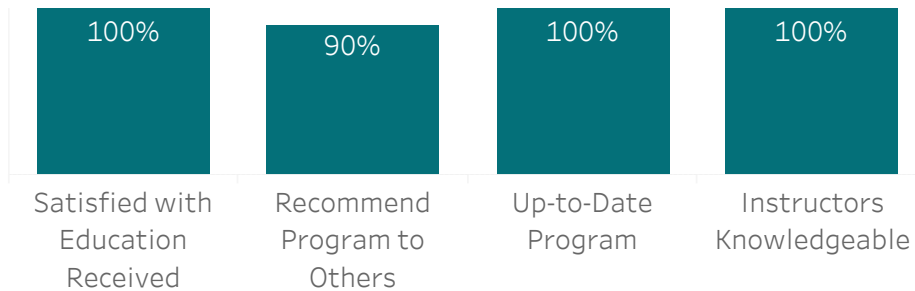


International Business

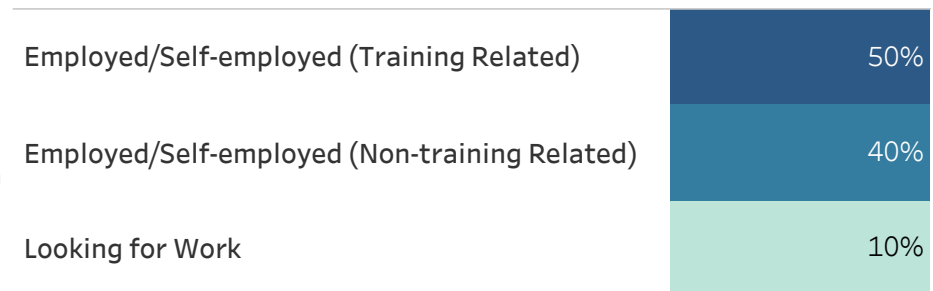
Post-Graduate Diploma

The International Business program prepares students to meet the challenges of adapting to the global marketplace. Training is at the advanced diploma level. Courses expand on general business theory by applying it to the international business environment and will focus on international business strategy and management. Students must also find and complete a minimum six-week work experience practicum.

Satisfaction - 2018-19



Graduate Activity - 2018-19



Three Year Comparison of Employed Respondents

	2018-19
Number of Graduates	28
Number of Respondents	10
Number of Employed Respondents	9
Percentage of Employed Respondents	90%
Number of Respondents Employed in Training Related Occupations	5
Percentage of Respondents Employed in Training Related Occupations	50%

Salary - Last Three Years



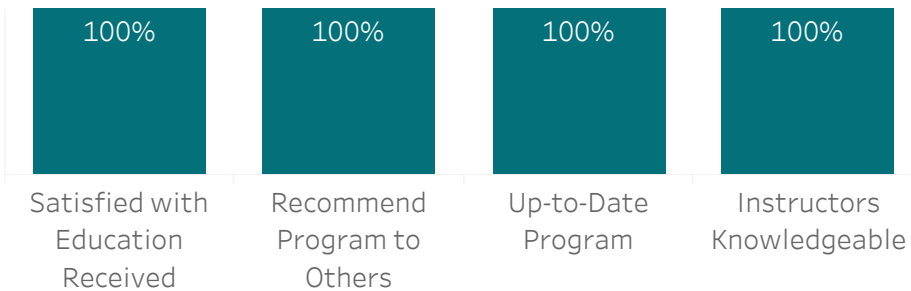


Justice and Public Safety

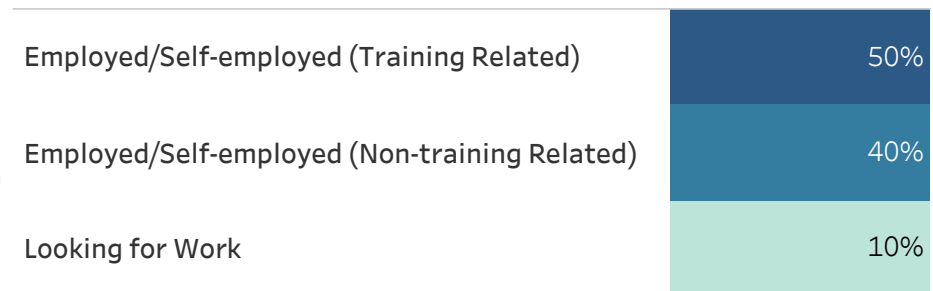
Certificate

This program provides students with the knowledge base required for a successful career in the criminal justice system. The program explores a wide range of issues including Aboriginal cultures, treatment and intervention strategies, plus policing in the 21st century. This program provides students with the knowledge base required for a successful career in the criminal justice system. The program explores a wide range of topics including Indigenous cultures, treatment and intervention strategies, plus policing in the 21st century.

Satisfaction - 2018-19



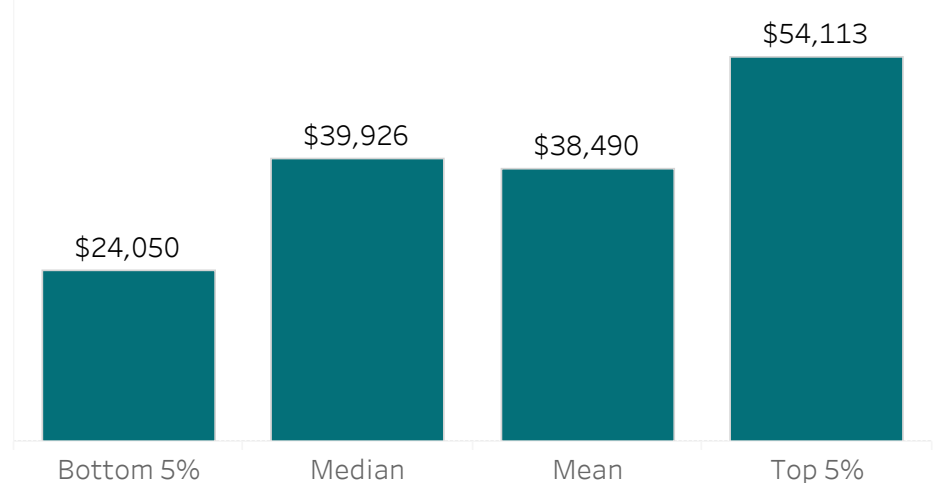
Graduate Activity - 2018-19



Three Year Comparison of Employed Respondents

	2016-17	2017-18	2018-19
Number of Graduates	11	8	12
Number of Respondents	6	7	10
Number of Employed Respondents	5	5	9
Percentage of Employed Respondents	83%	71%	90%
Number of Respondents Employed in Training Related Occupations	2	3	5
Percentage of Respondents Employed in Training Related Occupations	33%	43%	50%

Salary - Last Three Years



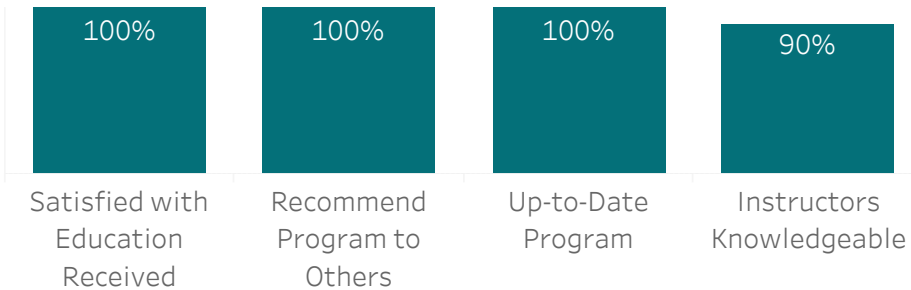


Therapeutic Recreation Facilitator for Older Adults

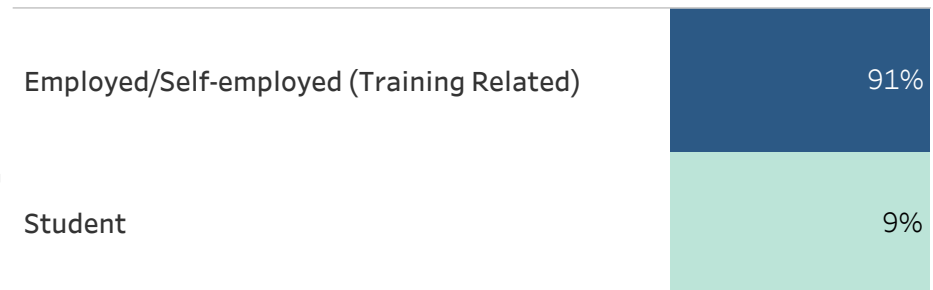
Certificate

This program is designed to develop the knowledge and skills needed to work in therapeutic and leisure recreational programming and services for older adults. Students learn to plan, promote, deliver and evaluate effective programs for clientele in various settings, including: personal care homes, extended hospital care, and other community based programs.

Satisfaction - 2018-19



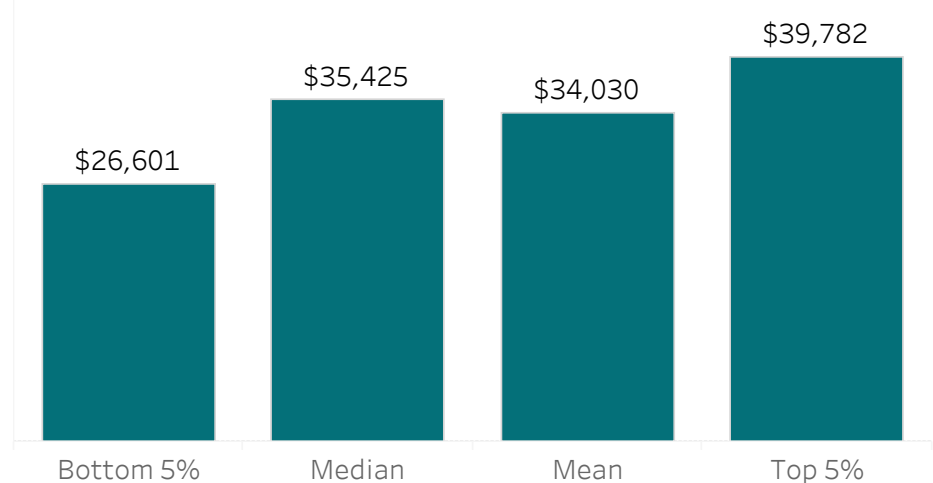
Graduate Activity - 2018-19



Three Year Comparison of Employed Respondents

	2016-17	2017-18	2018-19
Number of Graduates	15	21	20
Number of Respondents	6	15	11
Number of Employed Respondents	5	14	10
Percentage of Employed Respondents	83%	93%	91%
Number of Respondents Employed in Training Related Occupations	3	13	10
Percentage of Respondents Employed in Training Related Occupations	50%	87%	91%

Salary - Last Three Years



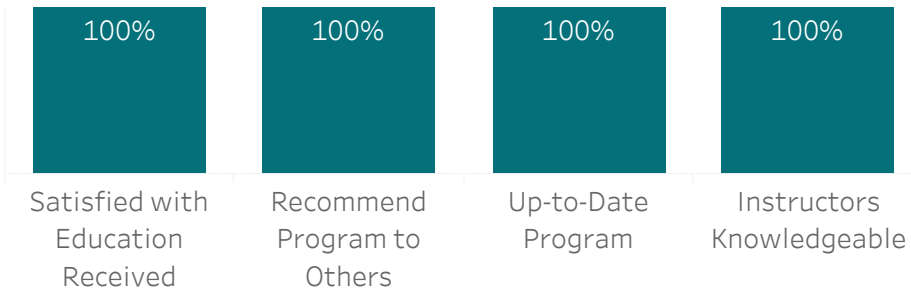


Youth Recreation Activity Worker


Certificate

The Youth Recreation Activity Worker program is designed to prepare youth to work with inner city youth to provide healthy recreational activities.

Satisfaction - 2018-19



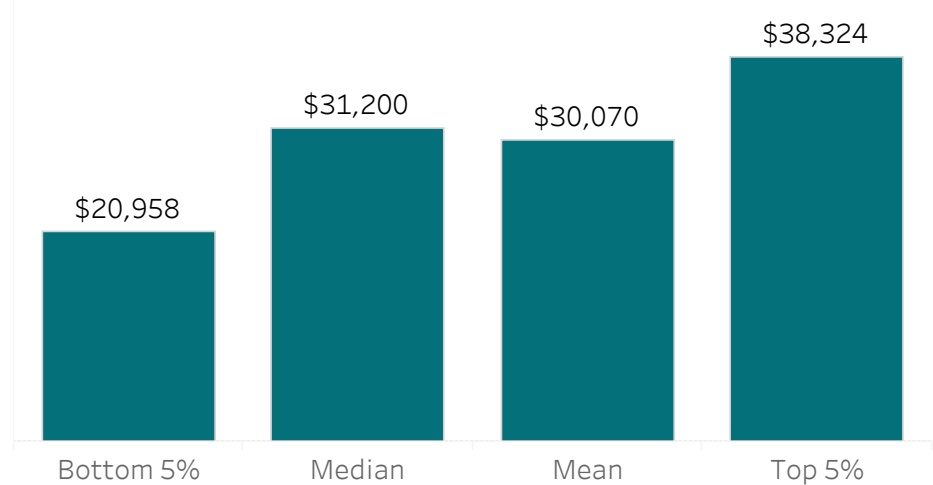
Graduate Activity - 2018-19



Three Year Comparison of Employed Respondents

	2017-18	2018-19
Number of Graduates	10	12
Number of Respondents	6	6
Number of Employed Respondents	6	6
Percentage of Employed Respondents	100%	100%
Number of Respondents Employed in Training Related Occupations	6	6
Percentage of Respondents Employed in Training Related Occupations	100%	100%

Salary - Last Three Years

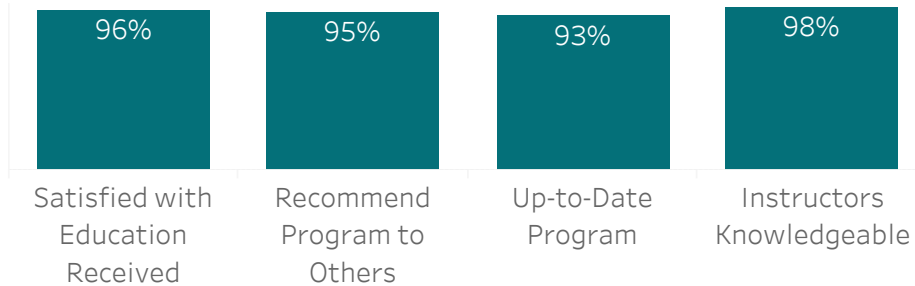





All Programs in Education, Foundation Studies (CE)

Students taking programs in this division learn the skills and techniques needed in education and library-related employment.

Satisfaction - 2018-19



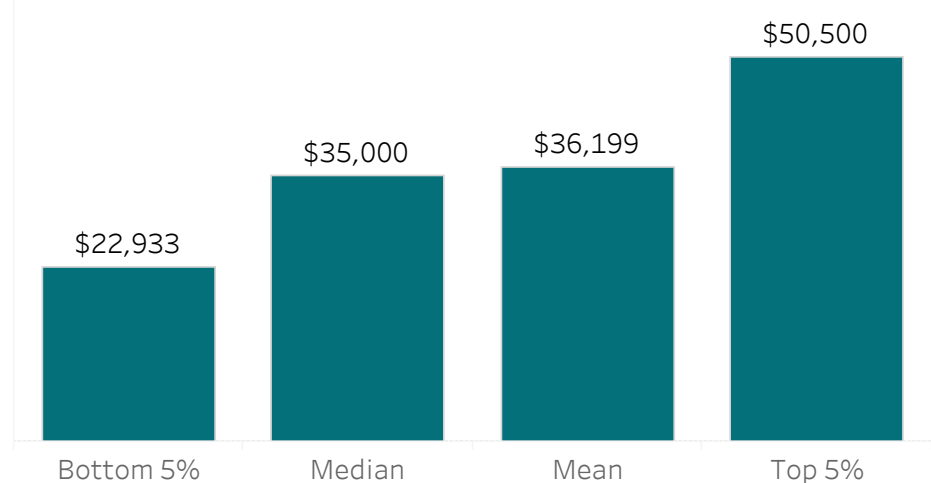
Graduate Activity - 2018-19



Three Year Comparison of Employed Respondents

	2016-17	2017-18	2018-19
Number of Graduates	93	97	92
Number of Respondents	40	55	56
Number of Employed Respondents	35	52	50
Percentage of Employed Respondents	88%	95%	89%
Number of Respondents Employed in Training Related Occupations	33	49	50
Percentage of Respondents Employed in Training Related Occupations	83%	89%	89%

Salary - Last Three Years



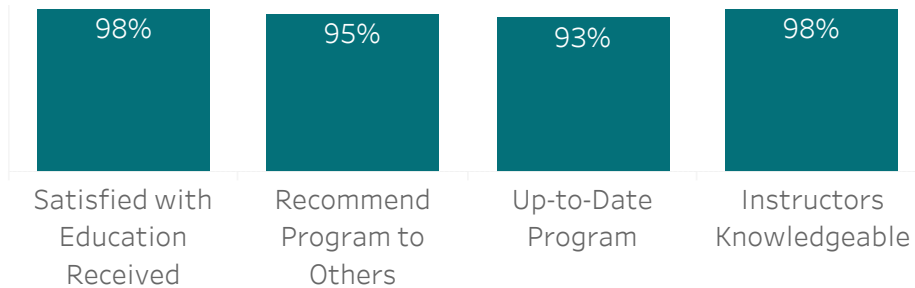


Educational Assistant Certificate

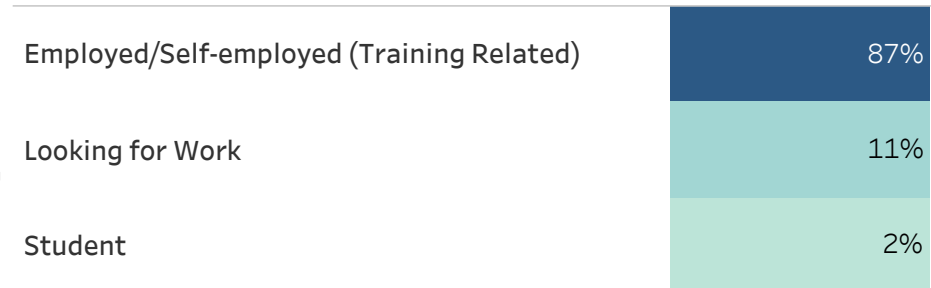
Certificate

Graduates of this program are prepared for a career working with students in an educational setting to support the work of the teachers and clinicians. Educational Assistant graduates may find a range of entry-level employment opportunities in educational settings.

Satisfaction - 2018-19



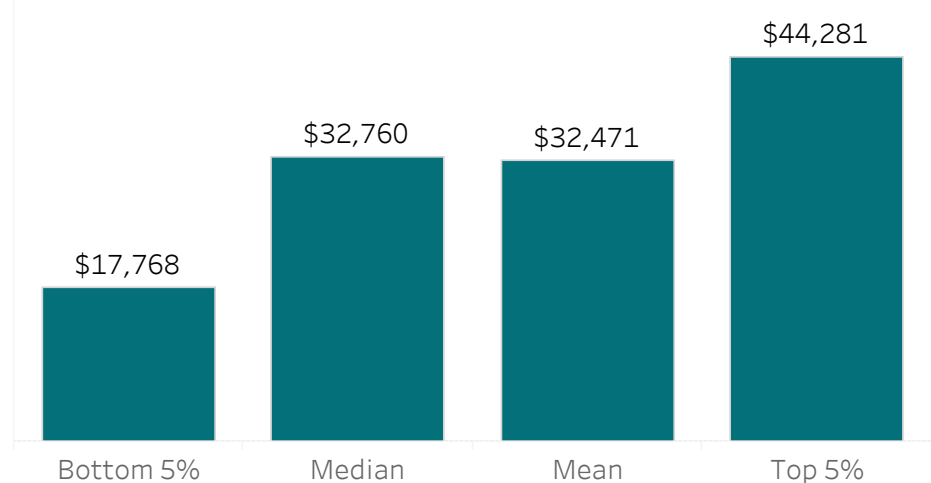
Graduate Activity - 2018-19



Three Year Comparison of Employed Respondents

	2016-17	2017-18	2018-19
Number of Graduates	78	86	78
Number of Respondents	33	46	45
Number of Employed Respondents	28	43	39
Percentage of Employed Respondents	85%	93%	87%
Number of Respondents Employed in Training Related Occupations	26	42	39
Percentage of Respondents Employed in Training Related Occupations	79%	91%	87%

Salary - Last Three Years





Library and Information Technology

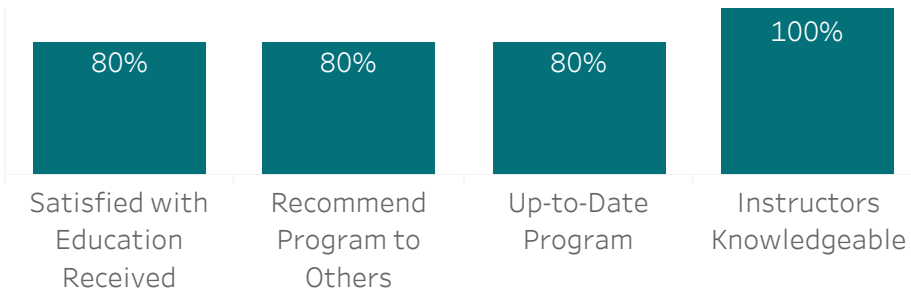
Diploma

Students obtain the public service and technical skills required to become a productive employee in a library and related environments.


Students learn the fundamentals of both manual and automated systems for acquiring, organizing and disseminating information in a variety of formats. *Note: This program has intakes every two years.

No salary data to display: too small a sample where $n < 5$ responses with salary data.

Satisfaction - 2018-19



Graduate Activity - 2018-19



Three Year Comparison of Employed Respondents

	2016-17	2018-19
Number of Graduates	5	8
Number of Respondents	2	5
Number of Employed Respondents	2	5
Percentage of Employed Respondents	100%	100%
Number of Respondents Employed in Training Related Occupations	2	5
Percentage of Respondents Employed in Training Related Occupations	100%	100%

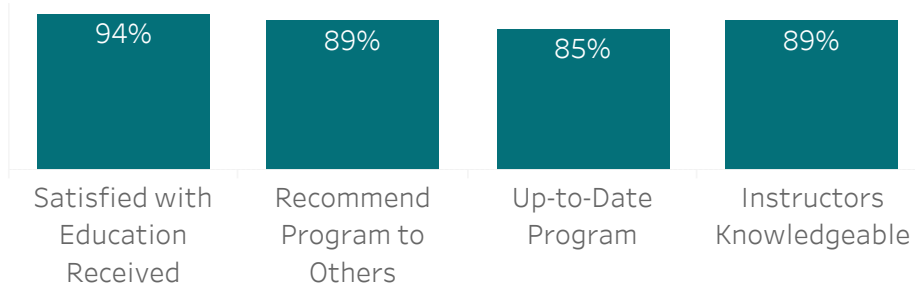
Salary - Last Three Years



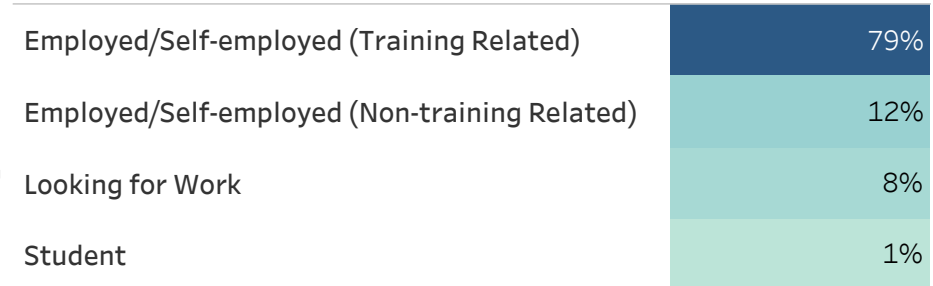
All Programs in Health Sciences(CE)

Programs in the Continuing Education (CE) Health Sciences division provide training for a variety of health related fields.

Satisfaction - 2018-19



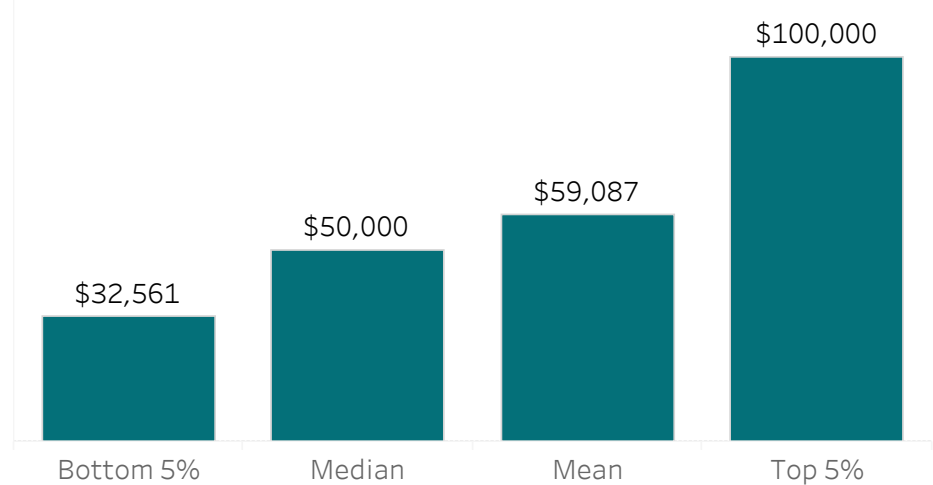
Graduate Activity - 2018-19



Three Year Comparison of Employed Respondents

	2016-17	2017-18	2018-19
Number of Graduates	116	110	121
Number of Respondents	56	70	84
Number of Employed Respondents	48	60	76
Percentage of Employed Respondents	86%	86%	90%
Number of Respondents Employed in Training Related Occupations	37	52	67
Percentage of Respondents Employed in Training Related Occupations	66%	74%	80%

Salary - Last Three Years





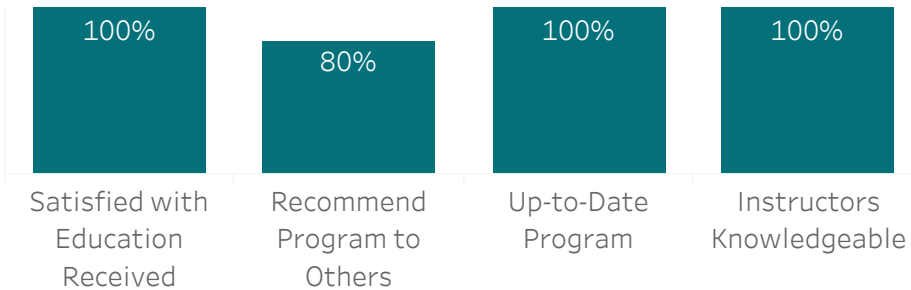
Health Care Aide

Certificate

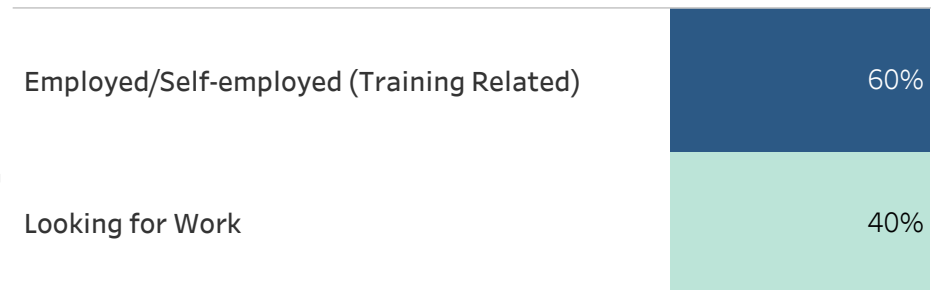
This program provides students with the knowledge and skills to become a health care worker who, under supervision, assists clients in hospitals, personal care homes, long-term care facilities or home care settings to meet their physical, emotional and social needs.

No salary data to display: too small a sample where $n < 5$ responses with salary data.

Satisfaction - 2018-19



Graduate Activity - 2018-19



Three Year Comparison of Employed Respondents

	2016-17	2017-18	2018-19
Number of Graduates	14	8	7
Number of Respondents	7	4	5
Number of Employed Respondents	7	4	3
Percentage of Employed Respondents	100%	100%	60%
Number of Respondents Employed in Training Related Occupations	7	4	3
Percentage of Respondents Employed in Training Related Occupations	100%	100%	60%

Salary - Last Three Years

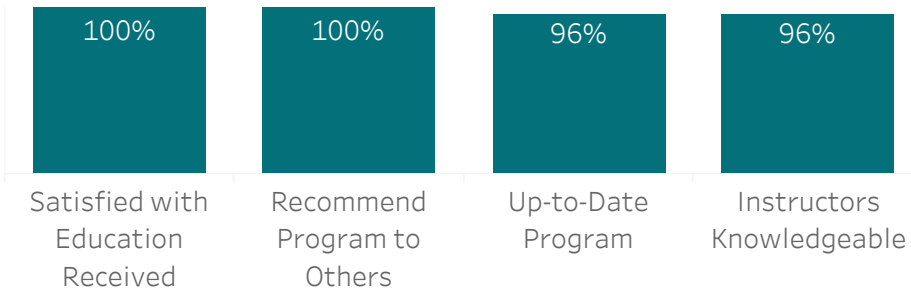


Health Services Leadership and Management

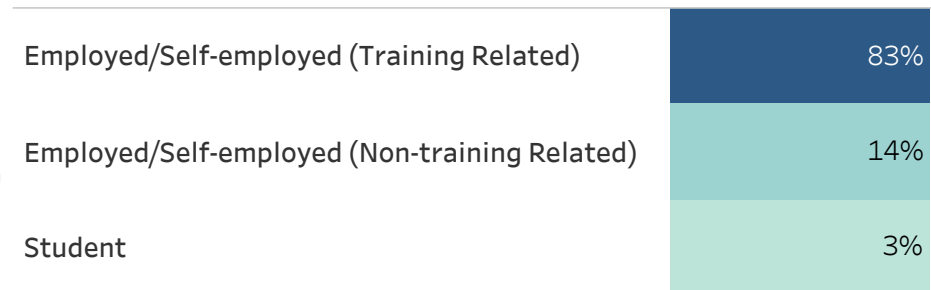
Certificate

This program is intended for individuals who are employed in health services and who want to develop their leadership and management skills. It was developed in collaboration with the Manitoba Chapter of the Canadian College of Health Leaders (CCHL) and is based on the CCHL's Certified Health Executive competencies.

Satisfaction - 2018-19



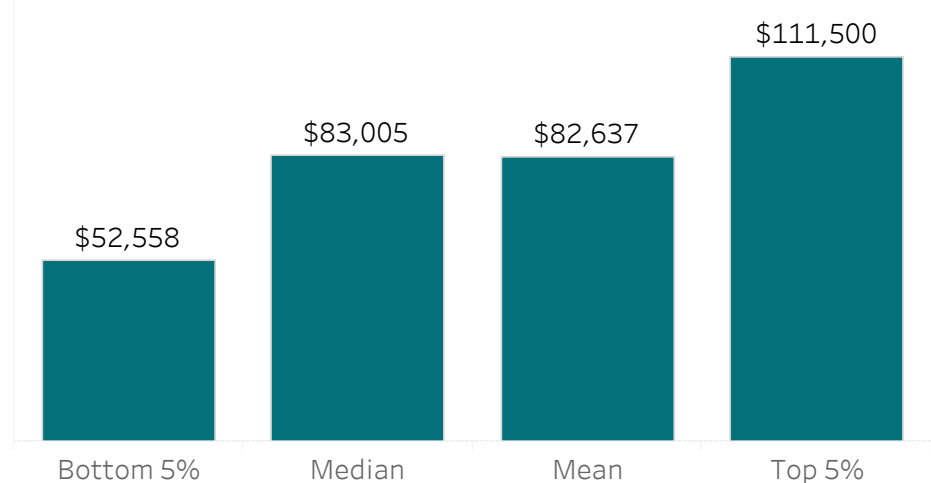
Graduate Activity - 2018-19



Three Year Comparison of Employed Respondents

	2016-17	2017-18	2018-19
Number of Graduates	26	17	39
Number of Respondents	15	9	29
Number of Employed Respondents	14	8	28
Percentage of Employed Respondents	93%	89%	97%
Number of Respondents Employed in Training Related Occupations	12	7	24
Percentage of Respondents Employed in Training Related Occupations	80%	78%	83%

Salary - Last Three Years



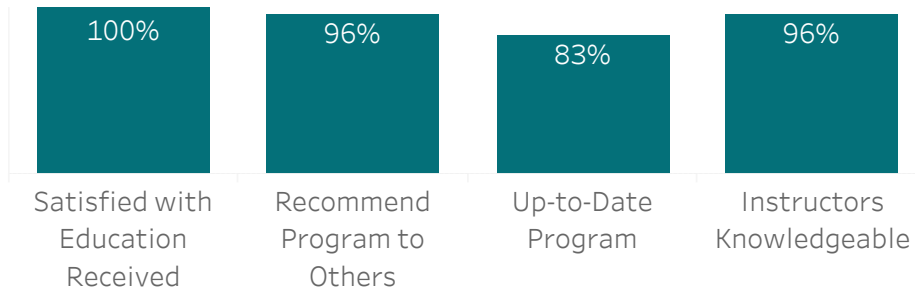


Health Unit Clerk

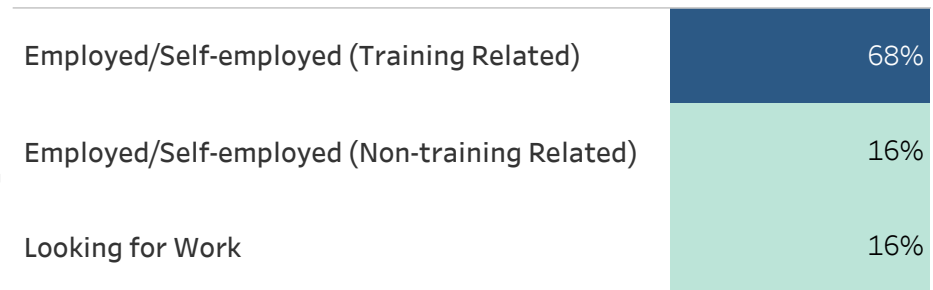
Certificate

This program provides the knowledge and skills required to function as part of a health care team. Students learn the roles and responsibilities of a Health Unit Clerk (HUC), including: maintaining patient and unit records, processing physician orders, processing diagnostic and laboratory orders, and managing unit supplies.

Satisfaction - 2018-19



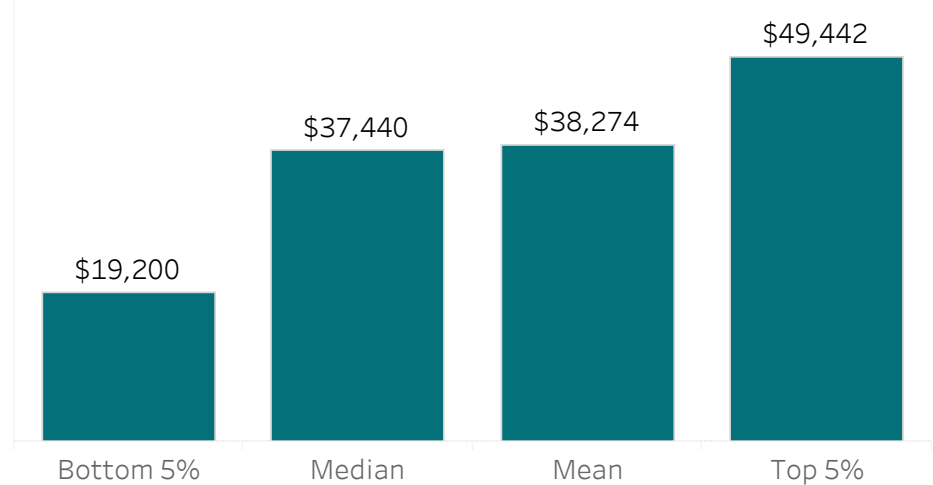
Graduate Activity - 2018-19



Three Year Comparison of Employed Respondents

	2016-17	2017-18	2018-19
Number of Graduates	42	38	36
Number of Respondents	18	24	25
Number of Employed Respondents	14	20	21
Percentage of Employed Respondents	78%	83%	84%
Number of Respondents Employed in Training Related Occupations	11	18	17
Percentage of Respondents Employed in Training Related Occupations	61%	75%	68%

Salary - Last Three Years



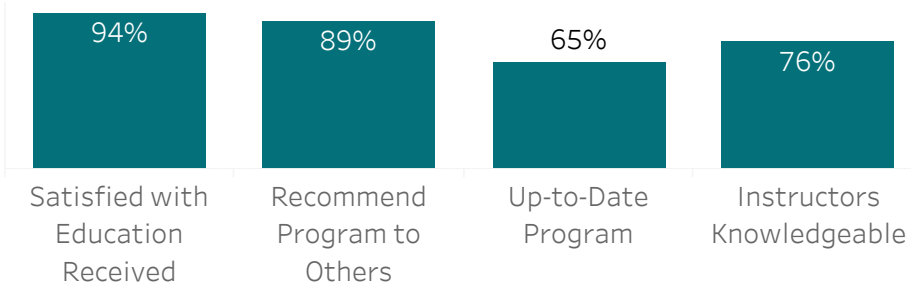


Occupational and Health & Safety

Certificate

This program will provide students with a fundamental understanding of occupational health and safety. The program addresses the role and responsibilities of an occupational health and safety practitioner including: Risk management, Hazard recognition, control, and prevention, and Safety management systems in the workplace. A supervised workplace experience or Capstone Project provides the opportunity to apply the skills and abilities as an OH&S professional.

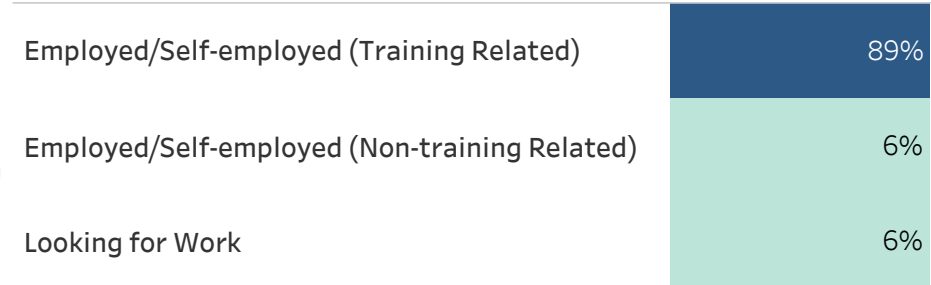
Satisfaction - 2018-19



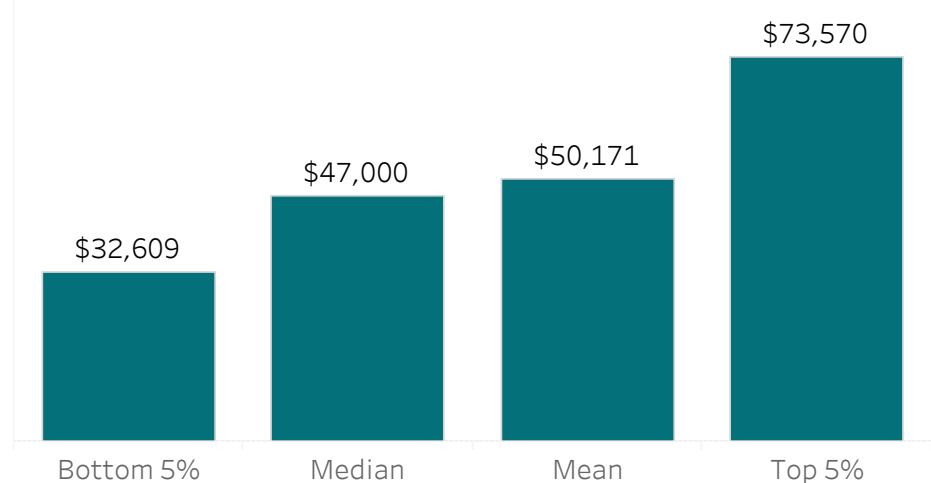
Three Year Comparison of Employed Respondents

	2016-17	2017-18	2018-19
Number of Graduates	23	32	27
Number of Respondents	12	24	18
Number of Employed Respondents	11	19	17
Percentage of Employed Respondents	92%	79%	94%
Number of Respondents Employed in Training Related Occupations	6	17	16
Percentage of Respondents Employed in Training Related Occupations	50%	71%	89%

Graduate Activity - 2018-19



Salary - Last Three Years

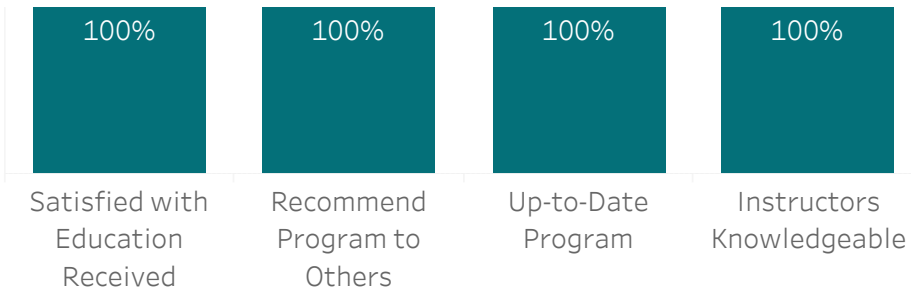




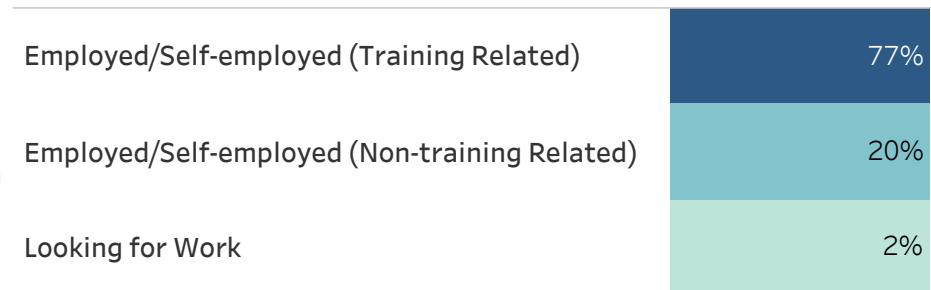
All Programs in Industry and Transportation (CE)

This Continuing Education division includes programs that prepare students for work in the trades sector.

Satisfaction - 2018-19



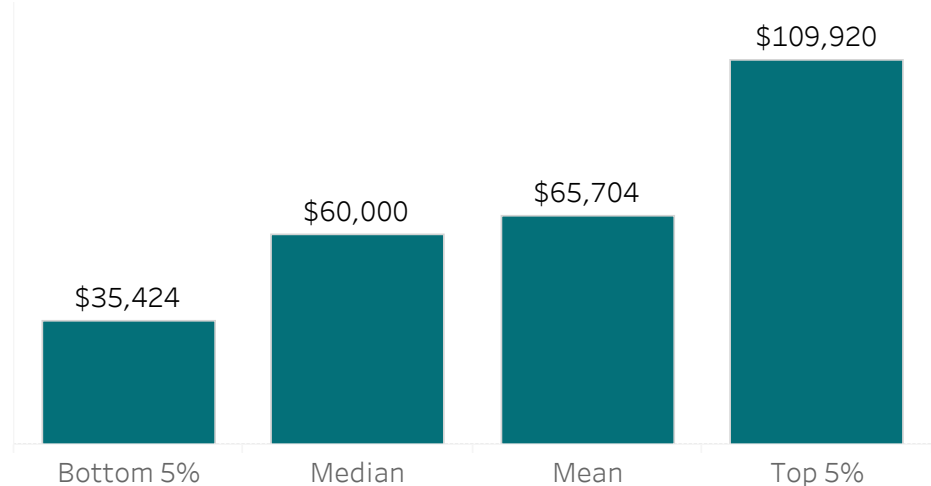
Graduate Activity - 2018-19



Three Year Comparison of Employed Respondents

	2016-17	2017-18	2018-19
Number of Graduates	90	60	59
Number of Respondents	48	35	36
Number of Employed Respondents	46	32	36
Percentage of Employed Respondents	96%	91%	100%
Number of Respondents Employed in Training Related Occupations	29	26	28
Percentage of Respondents Employed in Training Related Occupations	60%	74%	78%

Salary - Last Three Years



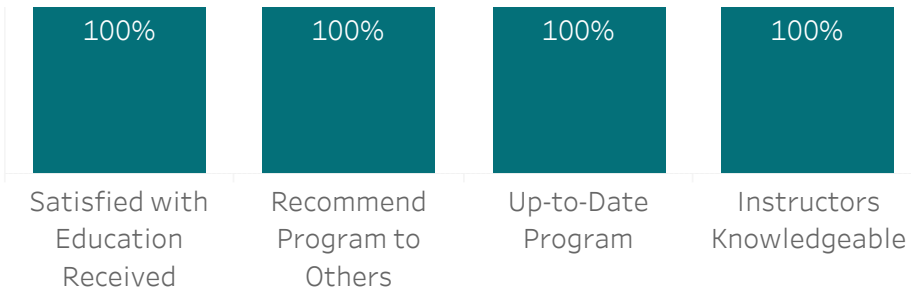


Building Construction Technician

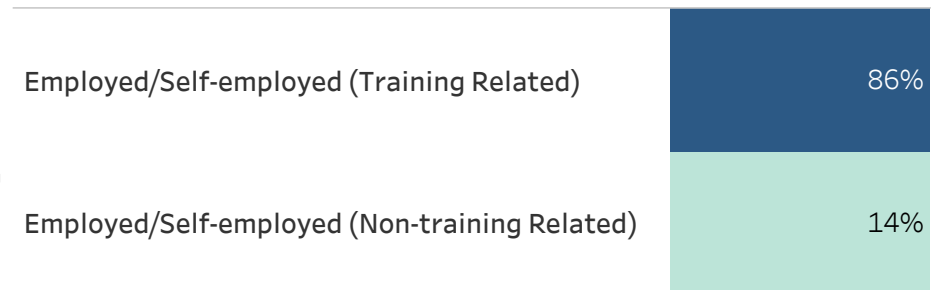
Certificate

This part-time program provides students with the methods, techniques and supervisory skills required to succeed as a construction supervisor. Graduates have career options such as: Building Construction Technician, Building Construction Manager, or Building Construction Supervisor.

Satisfaction - 2018-19



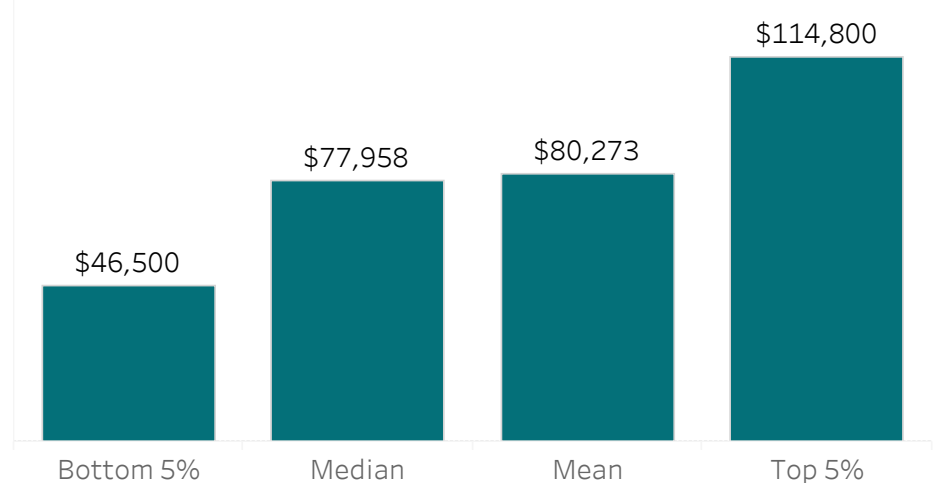
Graduate Activity - 2018-19



Three Year Comparison of Employed Respondents

	2016-17	2017-18	2018-19
Number of Graduates	14	5	9
Number of Respondents	9	4	7
Number of Employed Respondents	7	3	7
Percentage of Employed Respondents	78%	75%	100%
Number of Respondents Employed in Training Related Occupations	4	3	6
Percentage of Respondents Employed in Training Related Occupations	44%	75%	86%

Salary - Last Three Years



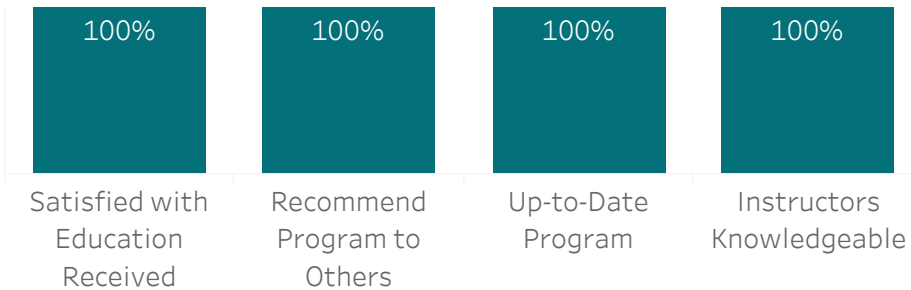


Drafting/CAD

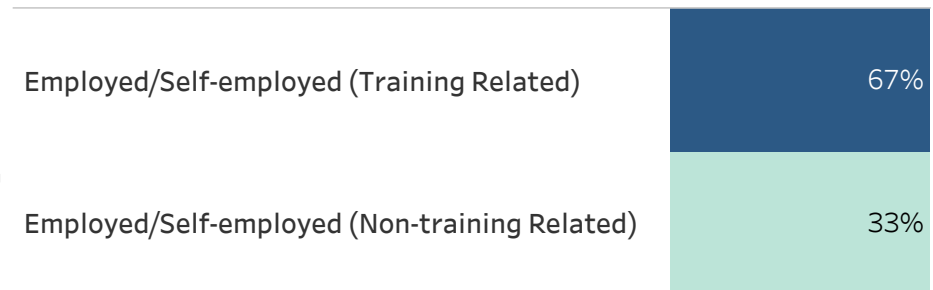
Certificate

Students of this part-time program can gain the skills needed to complete manual or computer-generated plans and drawings for residential and commercial construction projects. Study includes building materials, drafting fundamentals, AutoCAD and more.

Satisfaction - 2018-19



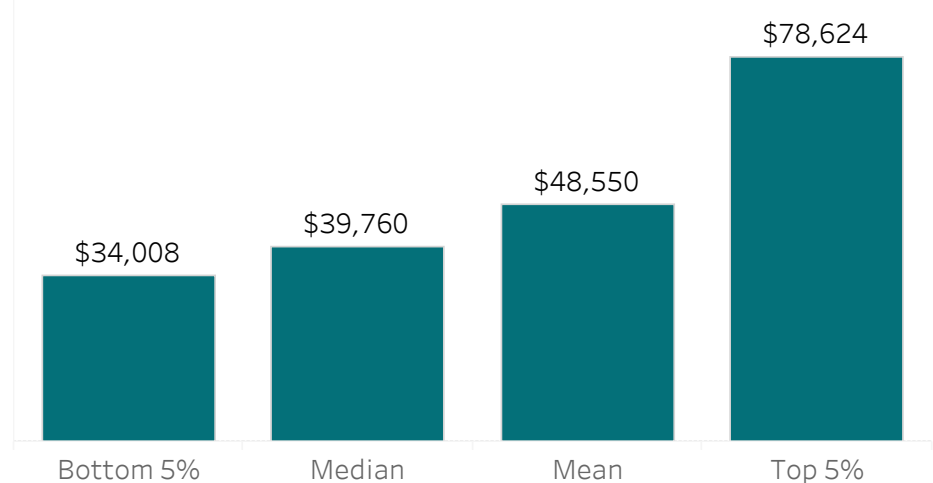
Graduate Activity - 2018-19



Three Year Comparison of Employed Respondents

	2016-17	2017-18	2018-19
Number of Graduates	13	9	10
Number of Respondents	6	6	6
Number of Employed Respondents	6	5	6
Percentage of Employed Respondents	100%	83%	100%
Number of Respondents Employed in Training Related Occupations	2	4	4
Percentage of Respondents Employed in Training Related Occupations	33%	67%	67%

Salary - Last Three Years



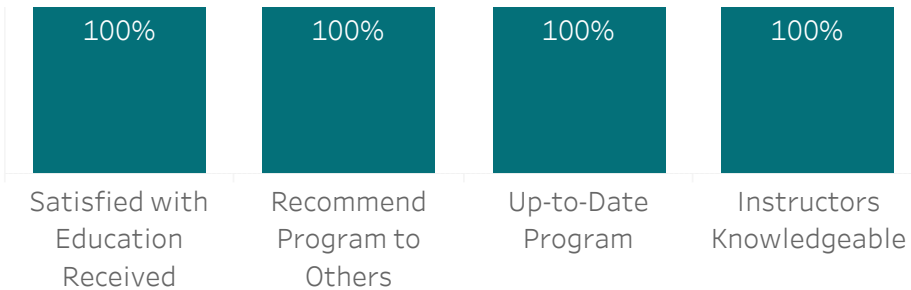


Industrial Supervision

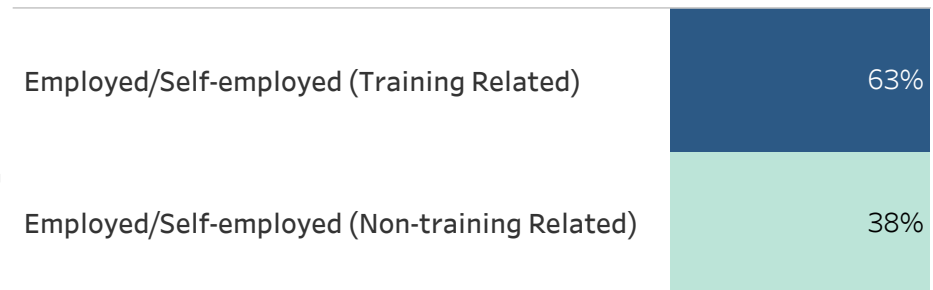
Certificate

This program focuses on the principles of organizational management to prepare students for a leadership role in an industrial setting. It is designed to improve students business, technical and interpersonal communications skills.

Satisfaction - 2018-19



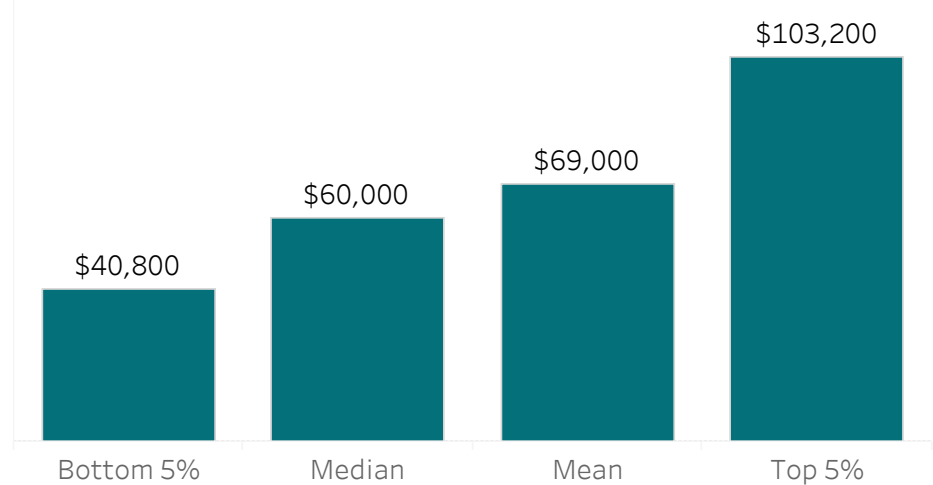
Graduate Activity - 2018-19



Three Year Comparison of Employed Respondents

	2017-18	2018-19
Number of Graduates	5	17
Number of Respondents	2	8
Number of Employed Respondents	2	8
Percentage of Employed Respondents	100%	100%
Number of Respondents Employed in Training Related Occupations	1	5
Percentage of Respondents Employed in Training Related Occupations	50%	63%

Salary - Last Three Years



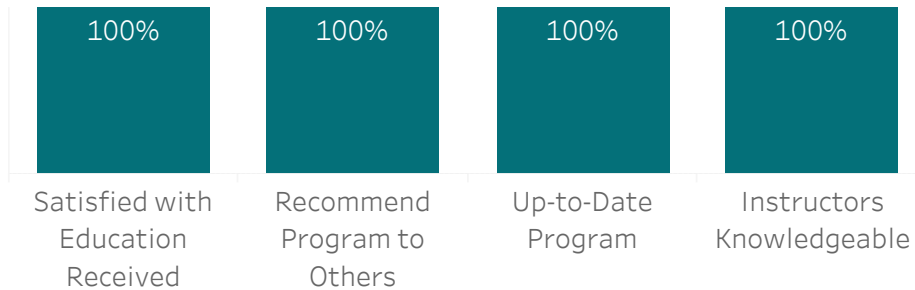


Power Engineering - 5th Class


Certificate

This program provides the skills required to operate and maintain boilers and related mechanical equipment such as air compressors, generators, motors, turbines, air conditioning units, refrigeration equipment, and steam or hot water boilers to provide utilities such as light, heat, climate control or power for buildings and industrial processes.

Satisfaction - 2018-19



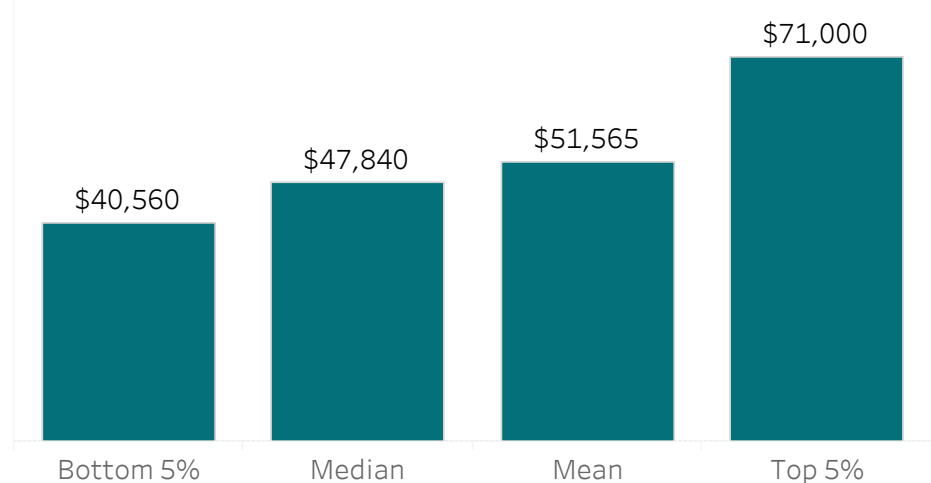
Graduate Activity - 2018-19



Three Year Comparison of Employed Respondents

	2016-17	2018-19
Number of Graduates	12	6
Number of Respondents	6	5
Number of Employed Respondents	6	5
Percentage of Employed Respondents	100%	100%
Number of Respondents Employed in Training Related Occupations	6	5
Percentage of Respondents Employed in Training Related Occupations	100%	100%

Salary - Last Three Years

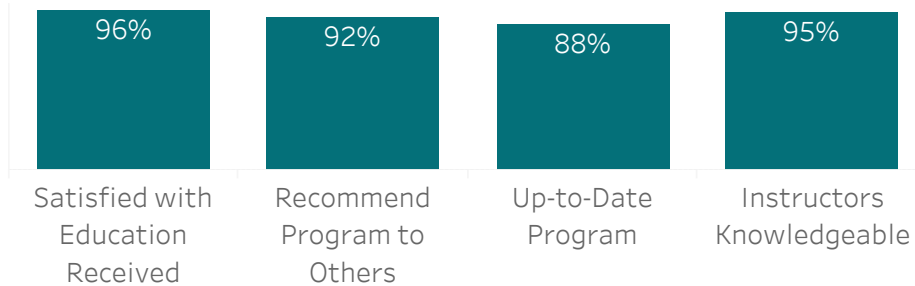




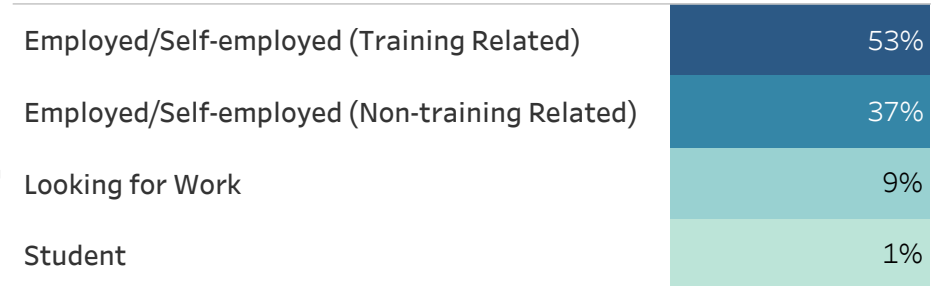
All Programs in Information Technology (CE)

Graduates of programs in the Information Technology division have the knowledge and skills needed for working with computers or systems, often in the context of a business or other enterprise.

Satisfaction - 2018-19



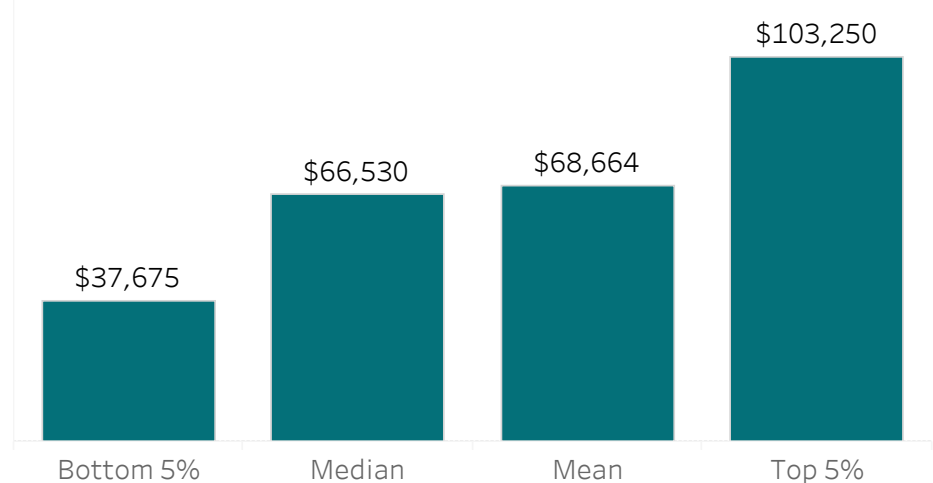
Graduate Activity - 2018-19



Three Year Comparison of Employed Respondents

	2016-17	2017-18	2018-19
Number of Graduates	148	130	162
Number of Respondents	77	85	101
Number of Employed Respondents	66	75	92
Percentage of Employed Respondents	86%	88%	91%
Number of Respondents Employed in Training Related Occupations	40	58	55
Percentage of Respondents Employed in Training Related Occupations	52%	68%	54%

Salary - Last Three Years



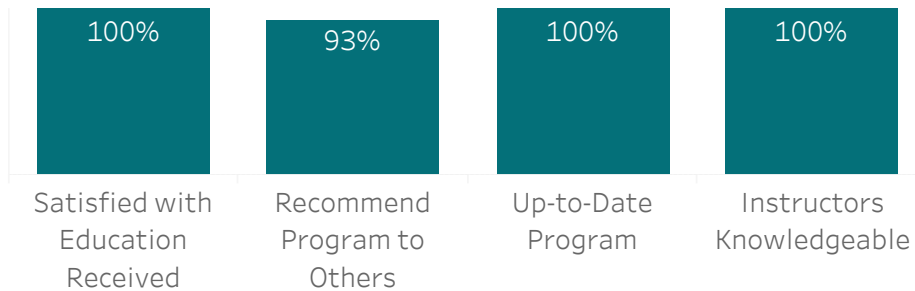


Business Analyst

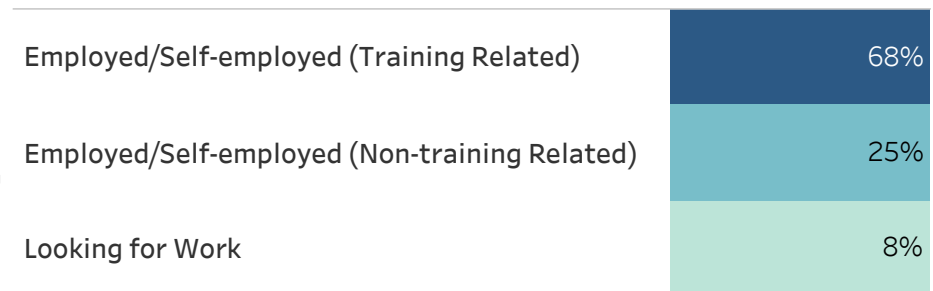
Certificate

Students acquire the knowledge and skills to analyze and validate business requirements and to determine how to recommend real solutions to enterprise problems. Graduates of the program have acquired a range of essential skills, including effective communication, analysis and design, research techniques, project management, training implementation, plus evaluation processes and techniques.

Satisfaction - 2018-19



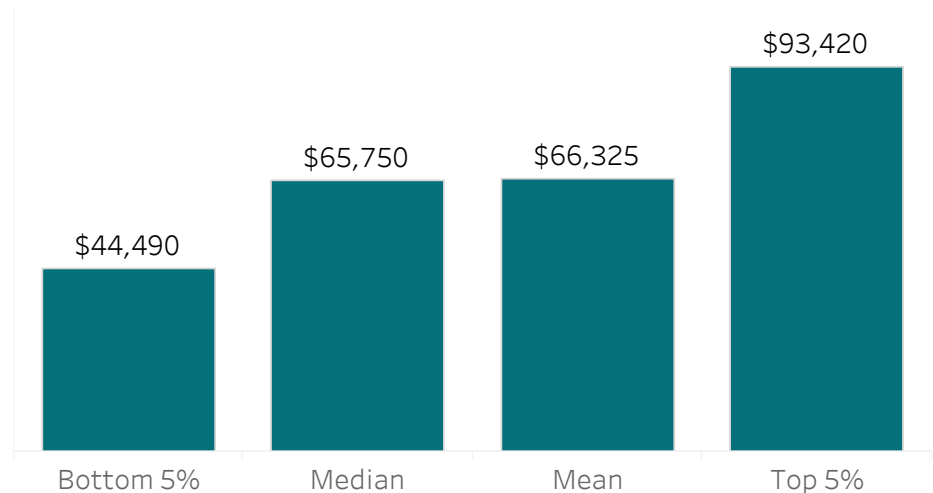
Graduate Activity - 2018-19



Three Year Comparison of Employed Respondents

	2016-17	2017-18	2018-19
Number of Graduates	46	31	58
Number of Respondents	30	23	40
Number of Employed Respondents	28	21	37
Percentage of Employed Respondents	93%	91%	93%
Number of Respondents Employed in Training Related Occupations	20	17	27
Percentage of Respondents Employed in Training Related Occupations	67%	74%	68%

Salary - Last Three Years



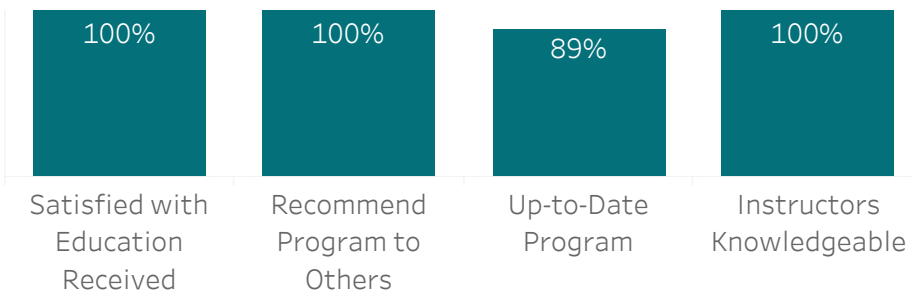


Computer and Network Support

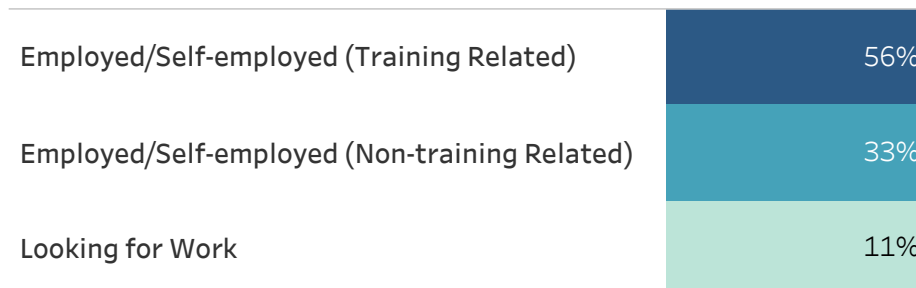
Certificate

This program provides the skills needed to succeed as a computer and network support specialist by enhancing students' knowledge of computer hardware, networks, servers, and operating systems. Students learn how to set up, maintain, manage and troubleshoot computer systems using industry standards.

Satisfaction - 2018-19



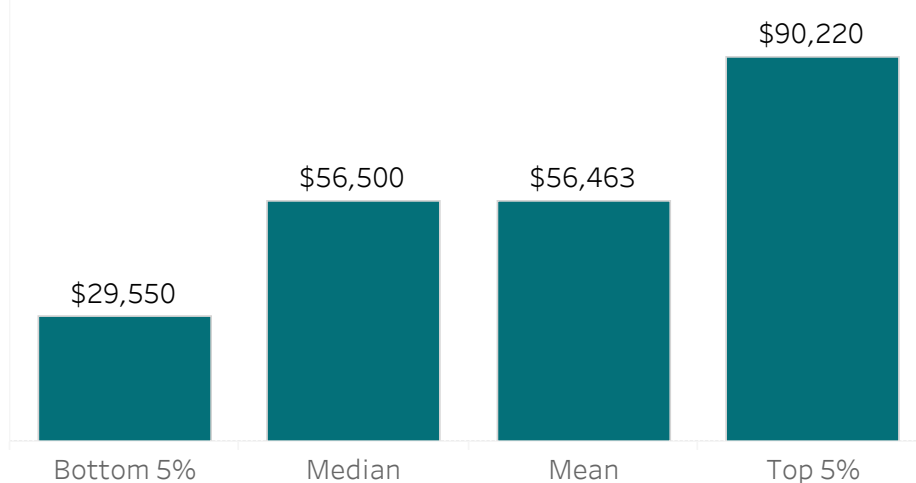
Graduate Activity - 2018-19



Three Year Comparison of Employed Respondents

	2016-17	2017-18	2018-19
Number of Graduates	7	13	11
Number of Respondents	3	7	9
Number of Employed Respondents	3	7	8
Percentage of Employed Respondents	100%	100%	89%
Number of Respondents Employed in Training Related Occupations	1	5	5
Percentage of Respondents Employed in Training Related Occupations	33%	71%	56%

Salary - Last Three Years





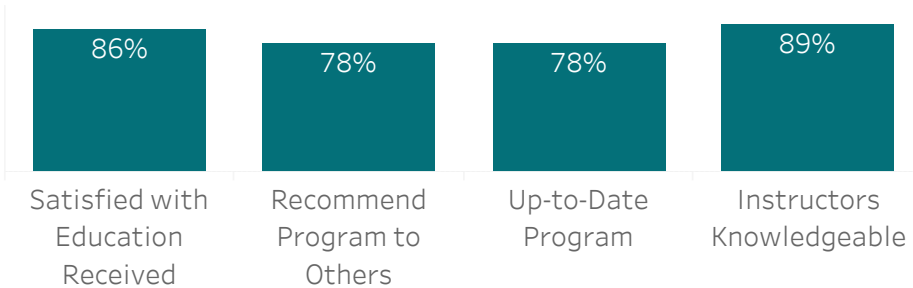
Professional Photography

Certificate

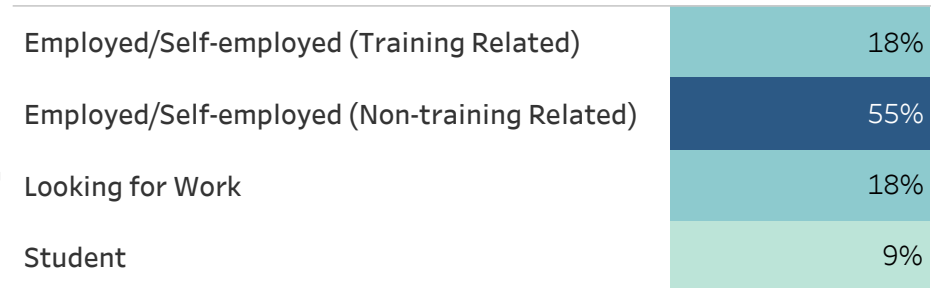
Students gain the knowledge and skills required to develop technical and creative aspects of digital imaging manipulation, lighting, SLR operation, exposure, composition, printing, editing, retouching and processing, as well as foundational business skills.

No salary data to display: too small a sample where $n < 5$ responses with salary data.

Satisfaction - 2018-19



Graduate Activity - 2018-19



Three Year Comparison of Employed Respondents

	2016-17	2017-18	2018-19
Number of Graduates	18	14	22
Number of Respondents	9	5	11
Number of Employed Respondents	7	3	8
Percentage of Employed Respondents	78%	60%	73%
Number of Respondents Employed in Training Related Occupations	2	2	2
Percentage of Respondents Employed in Training Related Occupations	22%	40%	18%

Salary - Last Three Years

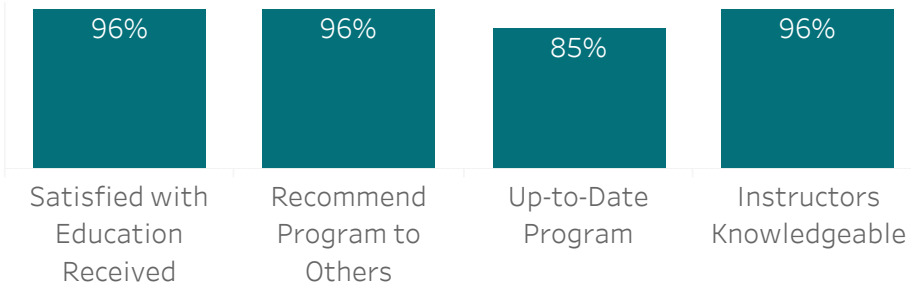


Project Management

Certificate

Students develop the critical project management skills needed to effectively manage programs or projects in a variety of complex environments. Information regarding Project Management Institute (PMI®) and the requirements for a professional certification (PMP®) are covered through the program.

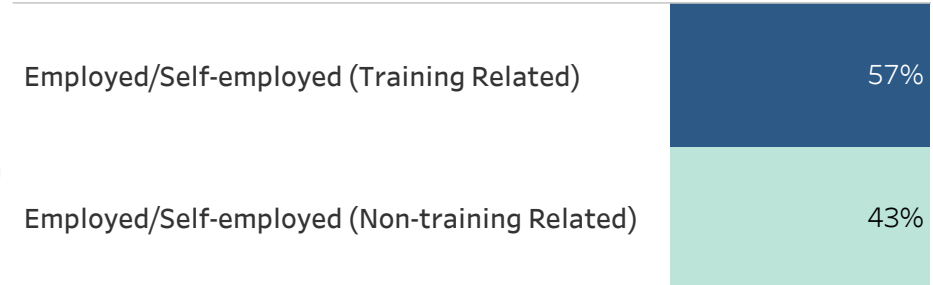
Satisfaction - 2018-19



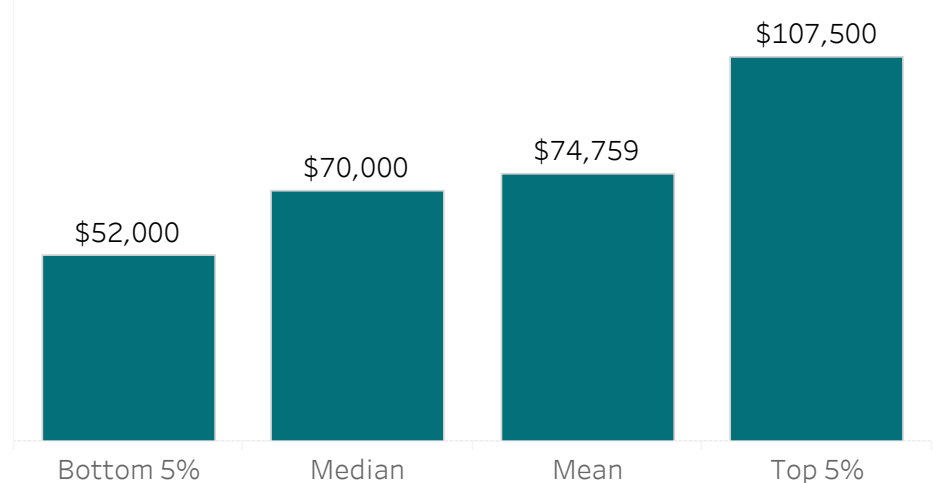
Three Year Comparison of Employed Respondents

	2016-17	2017-18	2018-19
Number of Graduates	44	48	50
Number of Respondents	22	36	28
Number of Employed Respondents	20	34	28
Percentage of Employed Respondents	91%	94%	100%
Number of Respondents Employed in Training Related Occupations	13	29	16
Percentage of Respondents Employed in Training Related Occupations	59%	81%	57%

Graduate Activity - 2018-19



Salary - Last Three Years



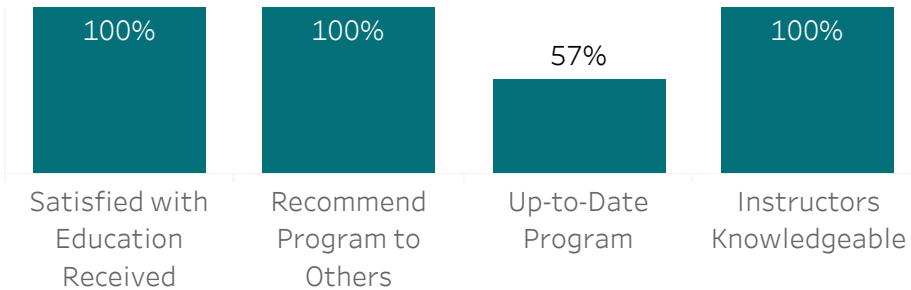


Software Development

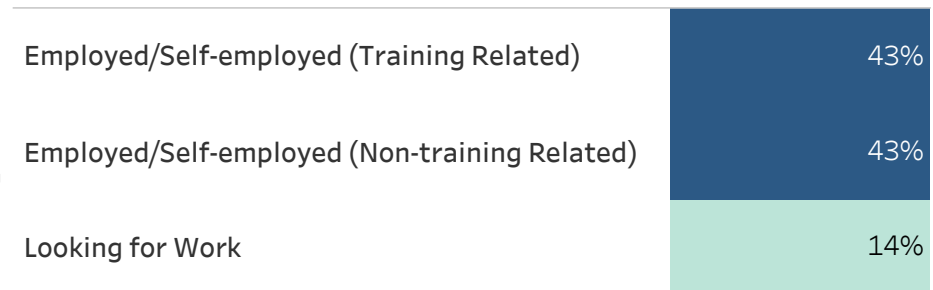
Certificate

The program uses in-depth training focused on object-oriented analysis and programming to help students improve their abilities. Students study essential programming concepts, plus a choice of the Visual Basic.NET or Java languages.

Satisfaction - 2018-19



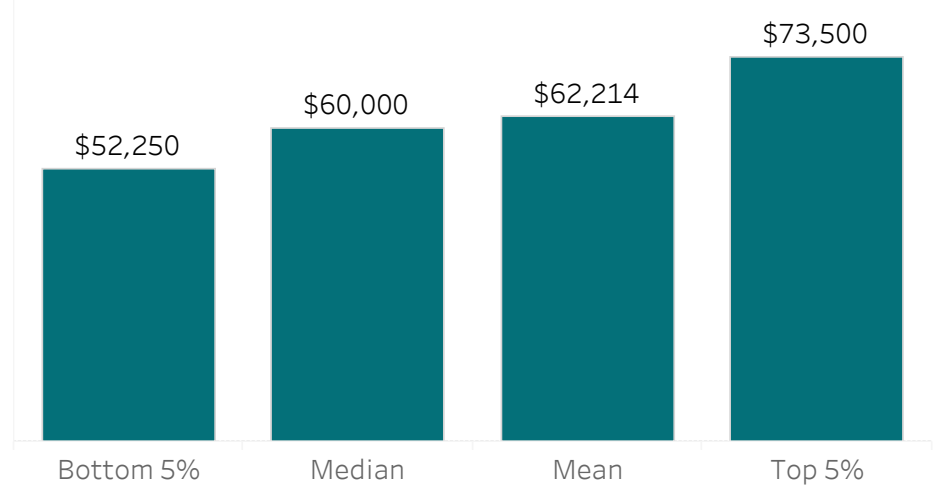
Graduate Activity - 2018-19



Three Year Comparison of Employed Respondents

	2016-17	2017-18	2018-19
Number of Graduates	11	8	8
Number of Respondents	6	7	7
Number of Employed Respondents	4	5	6
Percentage of Employed Respondents	67%	71%	86%
Number of Respondents Employed in Training Related Occupations	2	4	3
Percentage of Respondents Employed in Training Related Occupations	33%	57%	43%

Salary - Last Three Years

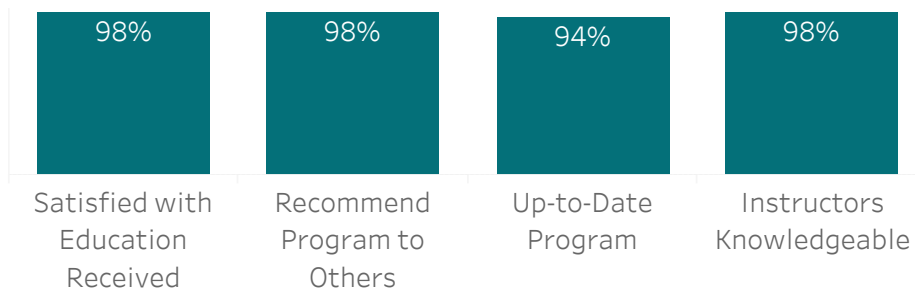




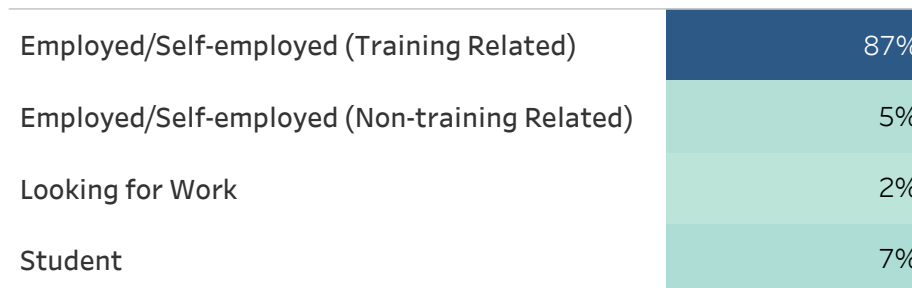
All Programs in Education, Arts & Science

Education, Arts & Science provides both educational programs and comprehensive teaching and learning support services. It includes the Teacher Education division and the Language Training Centre (*not reported here*). Within this school, the Teacher Education division has the provincial mandate to prepare public school teachers in the areas of Industrial, Vocational, and Business Education and to prepare College instructors through the Certificate in Adult Education (CAE). The Language Training Centre has innovative and accessible programs for international students and newcomers to Canada. The School also provides supports such as content expertise and research capacity through Library Services, faculty development through the CAE program and an annual series of workshops; curriculum design leadership and facilitation through the Program and Curriculum Development department; and, content production and program delivery systems through the Learning Technologies areas. The Centre also manages the Program Innovation Fund which is used to support the continual enhancement of academic programs by funding innovative projects which are not covered by operating budgets.

Satisfaction - 2018-19



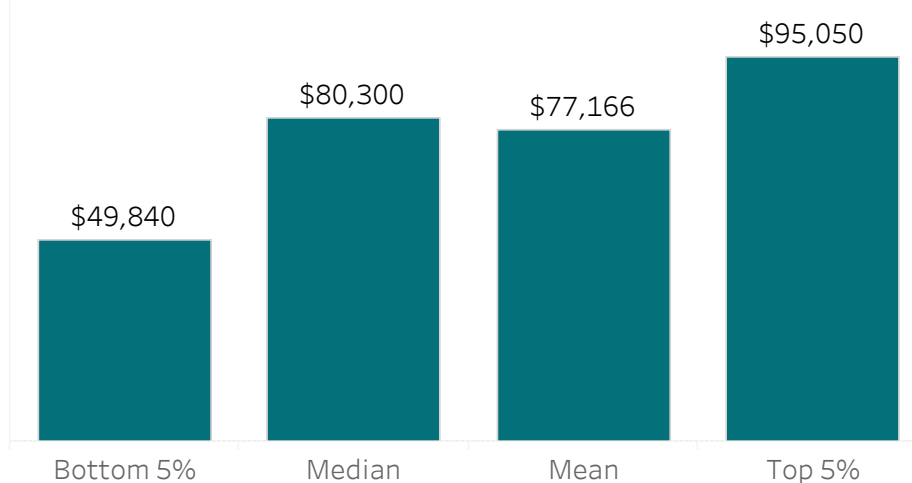
Graduate Activity - 2018-19



Three Year Comparison of Employed Respondents

	2016-17	2017-18	2018-19
Number of Graduates	96	97	74
Number of Respondents	50	66	53
Number of Employed Respondents	48	60	49
Percentage of Employed Respondents	96%	91%	92%
Number of Respondents Employed in Training Related Occupations	40	55	46
Percentage of Respondents Employed in Training Related Occupations	80%	83%	87%

Salary - Last Three Years



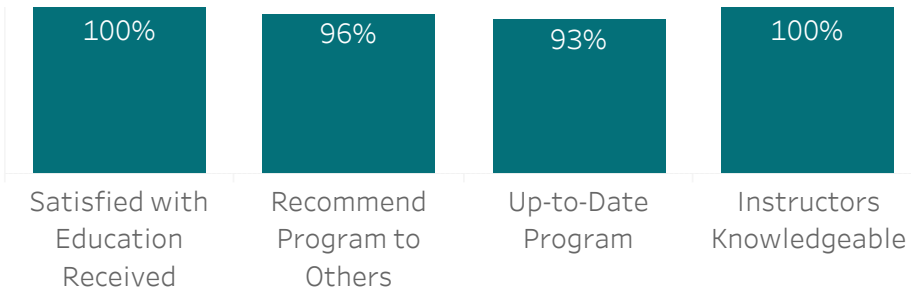


Certificate in Adult Education


Certificate

The Certificate in Adult Education (CAE) program is designed to develop skills for teaching adults in an applied or technical-vocational college setting. A successful college education depends on the competence of the institution's faculty, subject area expertise, as well as knowledge and skills related to teaching and learning. Both skill sets enhance the effectiveness of college and adult educators as well as adult technical-vocational education.

Satisfaction - 2018-19



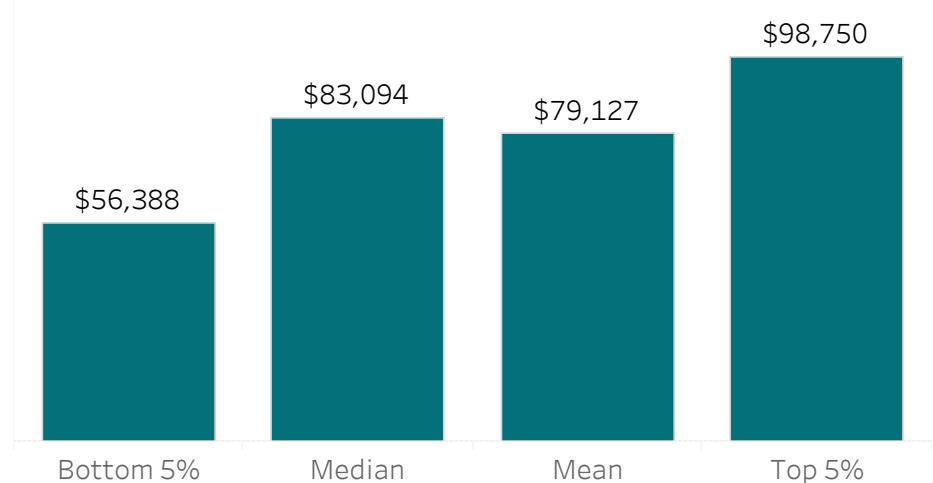
Graduate Activity - 2018-19



Three Year Comparison of Employed Respondents

	2016-17	2017-18	2018-19
Number of Graduates	76	52	48
Number of Respondents	39	32	33
Number of Employed Respondents	38	31	33
Percentage of Employed Respondents	97%	97%	100%
Number of Respondents Employed in Training Related Occupations	32	28	33
Percentage of Respondents Employed in Training Related Occupations	82%	88%	100%

Salary - Last Three Years





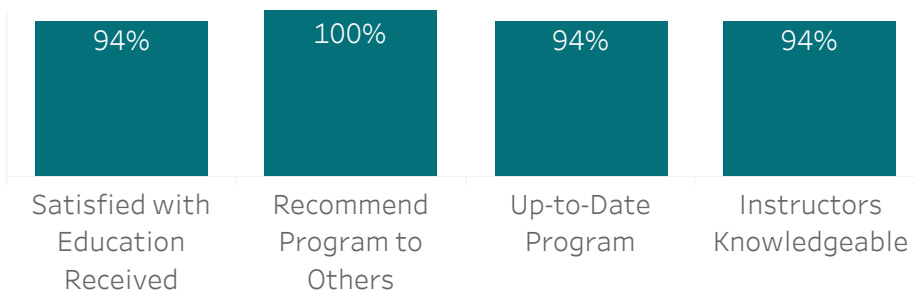
Technical Vocational Teacher Education

Diploma

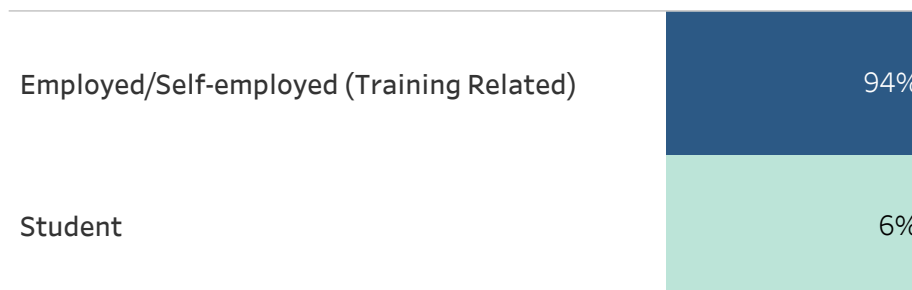
This program develops the knowledge and skills you need to be certified as a vocational teacher by Manitoba Education. Students will study teaching methodology, the development and assessment of vocational courses, computer applications, and the design of facilities for delivery of vocational education programs. Eighteen weeks of the program will be spent in a teaching practicum at a local high school.

Note: This program makes up the first three years of the five-year Joint RRC - University of Winnipeg Bachelor of Education Degree with a major in vocational education. The fourth and fifth years are taught at the University of Winnipeg.

Satisfaction - 2018-19



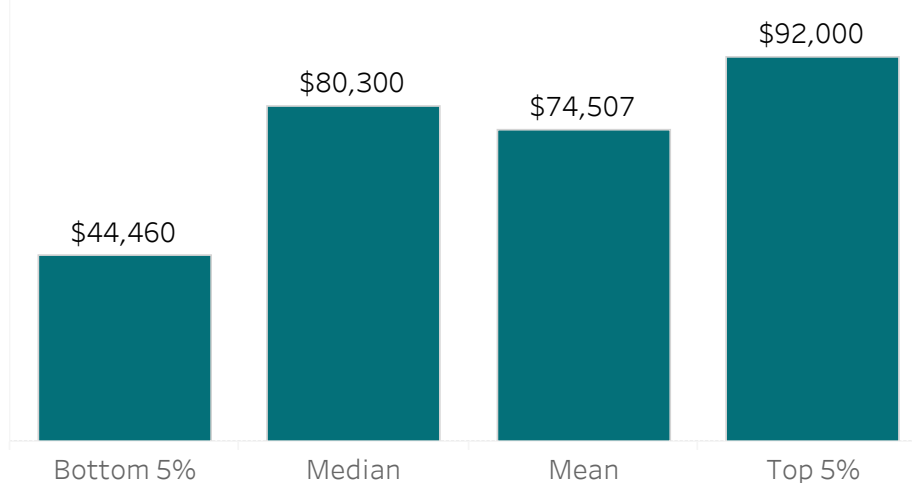
Graduate Activity - 2018-19



Three Year Comparison of Employed Respondents

	2016-17	2017-18	2018-19
Number of Graduates	20	32	13
Number of Respondents	11	24	11
Number of Employed Respondents	10	23	11
Percentage of Employed Respondents	91%	96%	100%
Number of Respondents Employed in Training Related Occupations	8	23	11
Percentage of Respondents Employed in Training Related Occupations	73%	96%	100%

Salary - Last Three Years

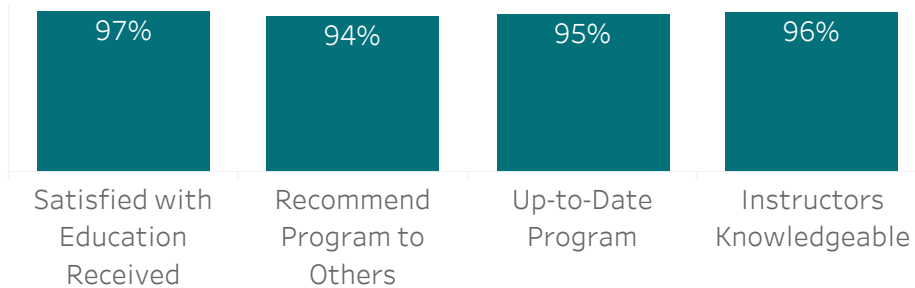




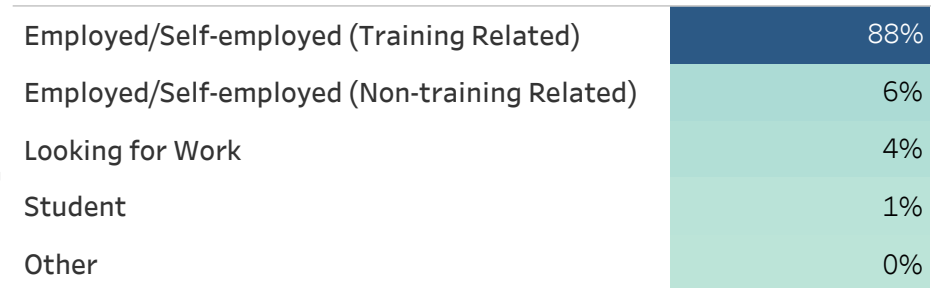
All Programs in Health Sciences & Community Services

Health Sciences & Community Services consists of four departments: Allied Health Sciences; Community Services; Life Sciences; and Nursing. These departments offer baccalaureate degree, post-graduate diploma, diploma and certificate programs. As well, the School is involved in a number of communitybased projects and health education partnerships with external agencies.

Satisfaction - 2018-19



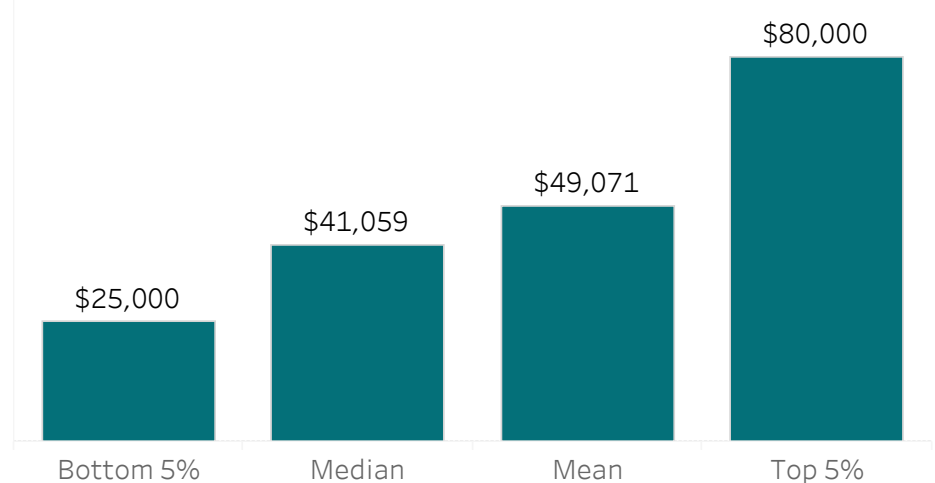
Graduate Activity - 2018-19



Three Year Comparison of Employed Respondents

	2016-17	2017-18	2018-19
Number of Graduates	641	649	645
Number of Respondents	331	402	395
Number of Employed Respondents	295	382	376
Percentage of Employed Respondents	89%	95%	95%
Number of Respondents Employed in Training Related Occupations	270	349	358
Percentage of Respondents Employed in Training Related Occupations	82%	87%	91%

Salary - Last Three Years

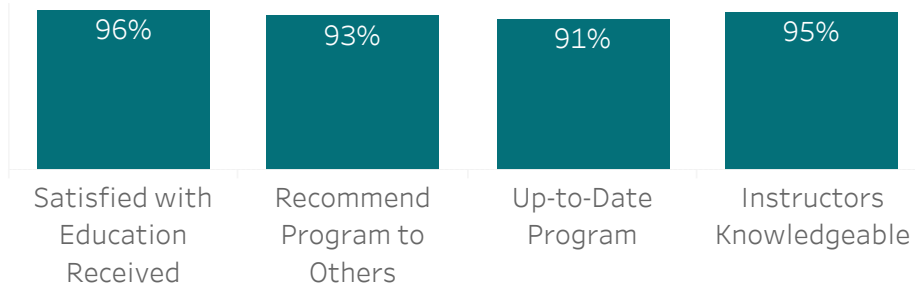




All Programs in Allied Health Sciences

Allied Health Sciences division includes programs in the health disciplines of diagnostic sonography, radiography, medical laboratory science, and paramedicine.

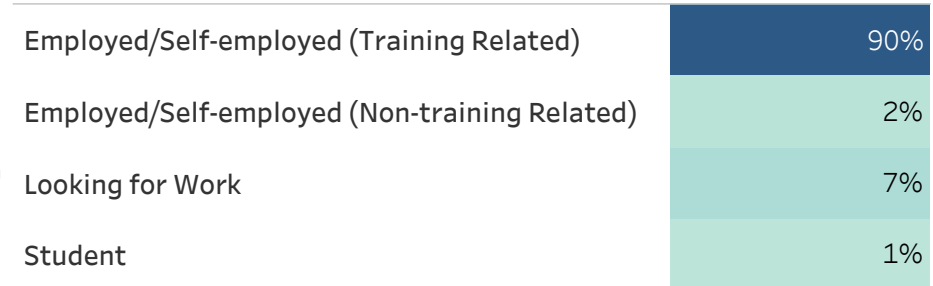
Satisfaction - 2018-19



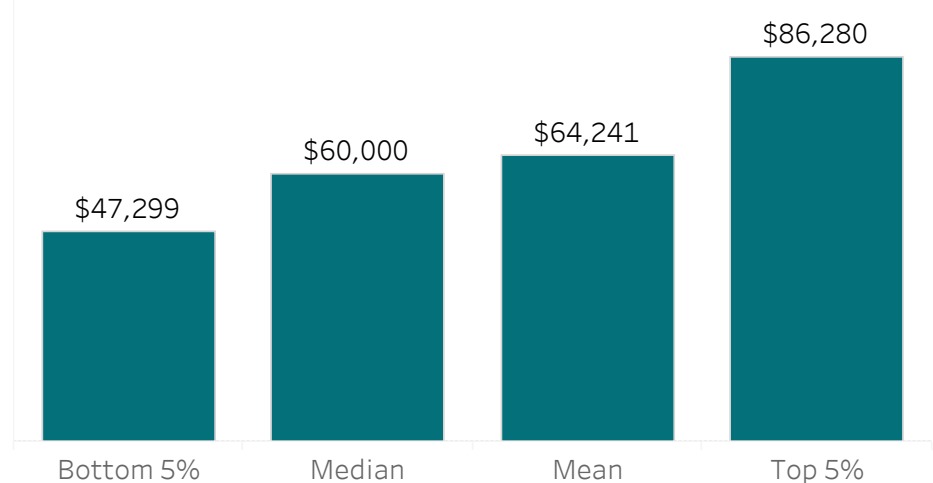
Three Year Comparison of Employed Respondents

	2016-17	2017-18	2018-19
Number of Graduates	113	139	145
Number of Respondents	67	95	103
Number of Employed Respondents	64	89	95
Percentage of Employed Respondents	96%	94%	92%
Number of Respondents Employed in Training Related Occupations	62	83	93
Percentage of Respondents Employed in Training Related Occupations	93%	87%	90%

Graduate Activity - 2018-19



Salary - Last Three Years



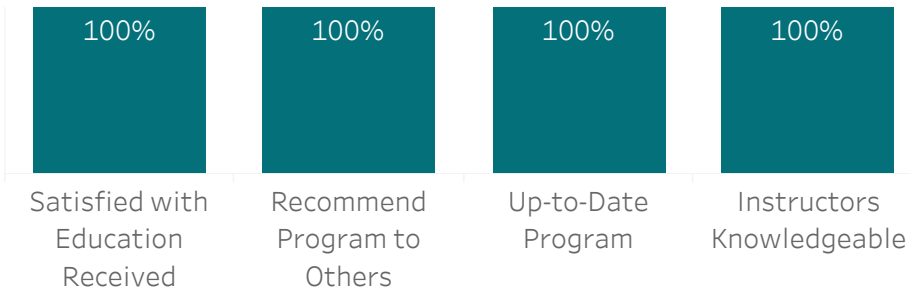


Diagnostic Medical Sonography - Ultrasound


Diploma

This program prepares students, through theoretical and clinical training, to conduct Ultrasound examinations, focusing on areas such as obstetrics and gynecology, abdomen and superficial structures, and vascular sonographic studies. This content is cross-referenced to the national competency profile set up by Sonography Canada. Ultrasound is practiced in major urban and rural hospitals. Some graduates are working in related teaching, management, and research positions. Others are employed as application specialists, technical advisors, or representatives for diagnostic imaging equipment and supply manufacturers.

Satisfaction - 2018-19



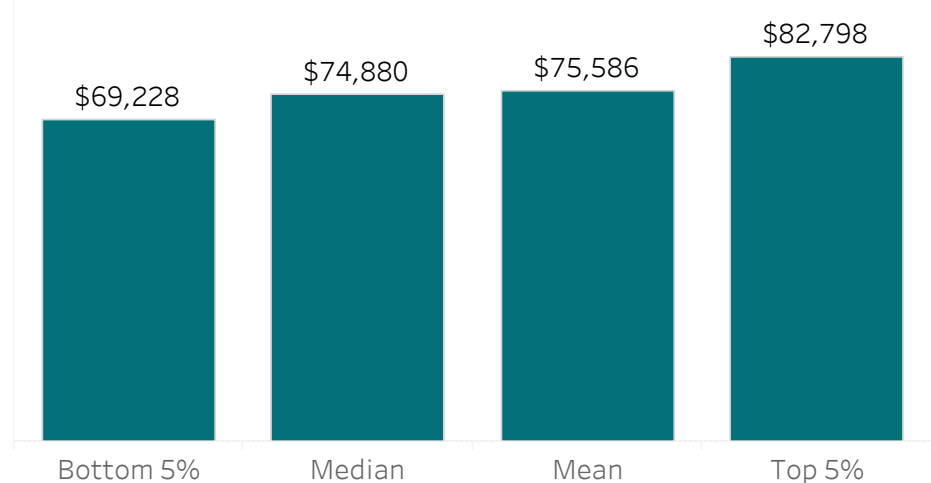
Graduate Activity - 2018-19



Three Year Comparison of Employed Respondents

	2016-17	2017-18	2018-19
Number of Graduates	9	9	11
Number of Respondents	8	8	9
Number of Employed Respondents	8	8	9
Percentage of Employed Respondents	100%	100%	100%
Number of Respondents Employed in Training Related Occupations	8	8	9
Percentage of Respondents Employed in Training Related Occupations	100%	100%	100%

Salary - Last Three Years



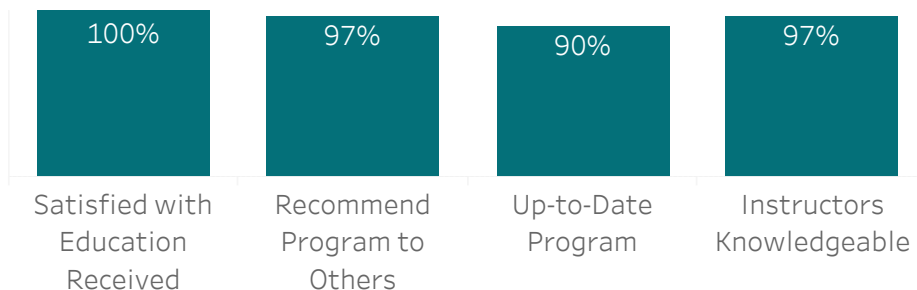


Medical Laboratory Sciences

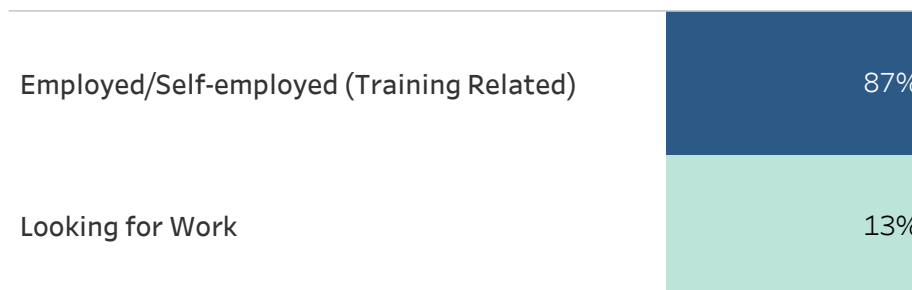
Diploma

This program is designed to provide the academic knowledge and supervised practical experience for collecting, preparing, and analyzing blood, body fluids, and tissue samples, and interpreting results. Students learn how to obtain accurate and precise patient results with the use of sophisticated laboratory equipment. Graduates may find employment hospital laboratories (Diagnostic Services of Manitoba), Canadian Blood Services, private laboratories, Laboratory Centre for Disease Control, pharmaceutical laboratories, industrial or commercial laboratories. Graduates are required both in urban and rural settings.

Satisfaction - 2018-19



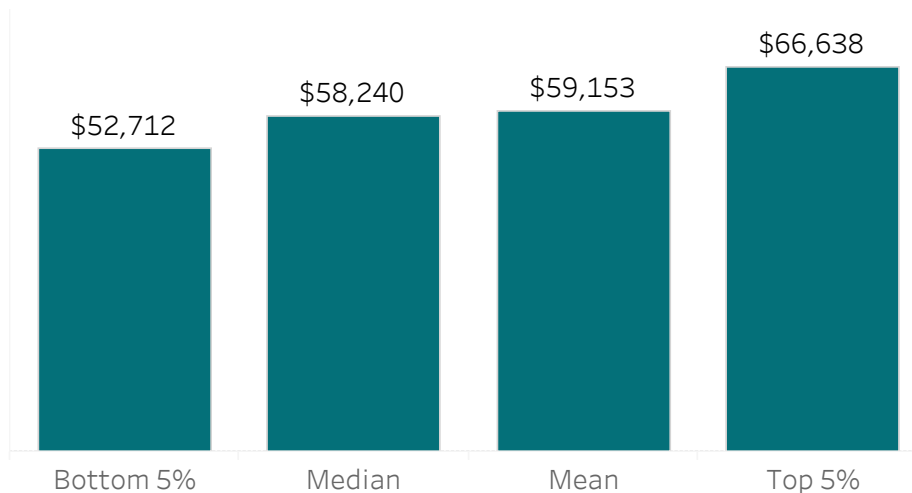
Graduate Activity - 2018-19



Three Year Comparison of Employed Respondents

	2016-17	2017-18	2018-19
Number of Graduates	30	36	39
Number of Respondents	16	22	31
Number of Employed Respondents	15	22	27
Percentage of Employed Respondents	94%	100%	87%
Number of Respondents Employed in Training Related Occupations	15	20	27
Percentage of Respondents Employed in Training Related Occupations	94%	91%	87%

Salary - Last Three Years



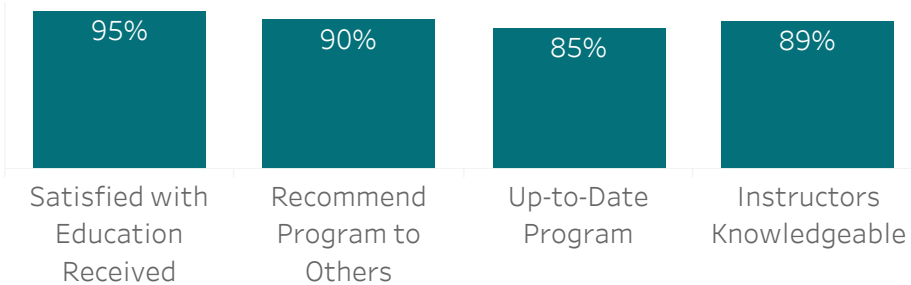


Medical Radiologic Technology

Diploma

Medical Radiologic (or x-ray) technologists produce images of a body part or system using equipment that emits x-rays. This program develops the skills required to perform diagnostic/interventional imaging procedures using ionizing radiation and diagnostic imaging equipment. Most graduates are employed in hospitals and medical clinics. Some graduates are working in related teaching, management, and research positions. Others are employed as application specialists, technical advisors, or representatives for diagnostic imaging equipment and supply manufacturers.


Satisfaction - 2018-19



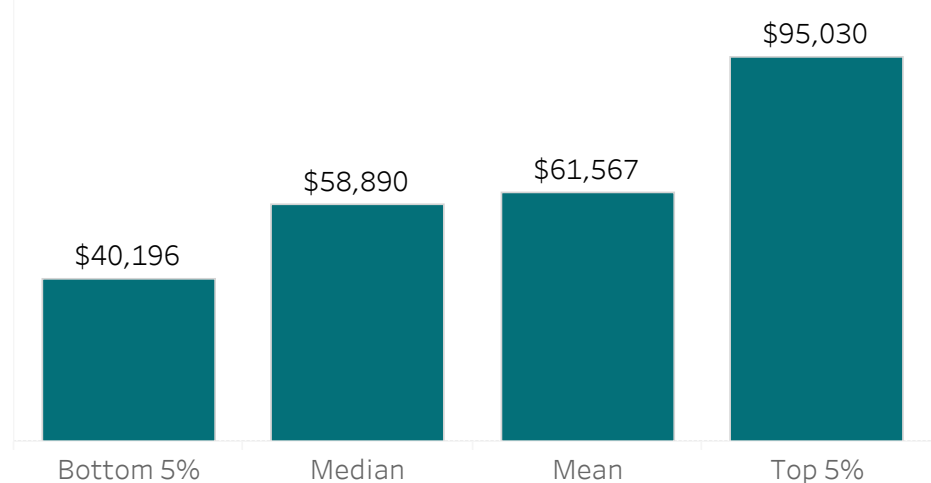
Three Year Comparison of Employed Respondents

	2016-17	2017-18	2018-19
Number of Graduates	27	28	29
Number of Respondents	21	20	21
Number of Employed Respondents	20	18	20
Percentage of Employed Respondents	95%	90%	95%
Number of Respondents Employed in Training Related Occupations	20	18	20
Percentage of Respondents Employed in Training Related Occupations	95%	90%	95%

Graduate Activity - 2018-19



Salary - Last Three Years



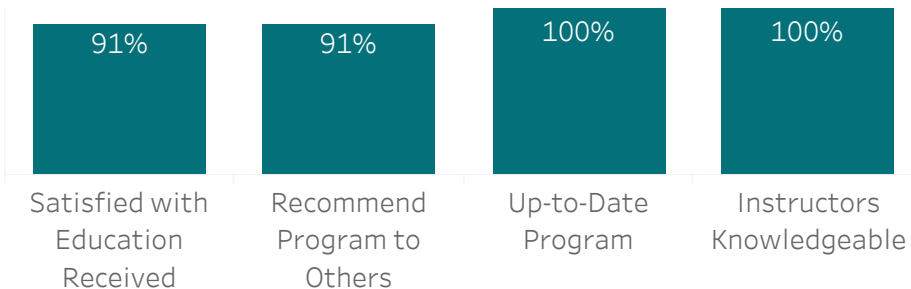


MRI and Spectroscopy


Post-Graduate Diploma

The MRI (Magnetic Resonance Imaging) & Spectroscopy program teaches proficiency in producing high quality images and optimal utilization of MRI equipment. It is offered at Red River College as a second discipline program. Graduates are eligible to write the MRI National Certification Examinations, the standard set by the Canadian Association of Medical Radiation Technologists. This program is a partnership with the National Research Council Institute for Biomedical Diagnostics (IBD) and clinical sites.

Satisfaction - 2018-19



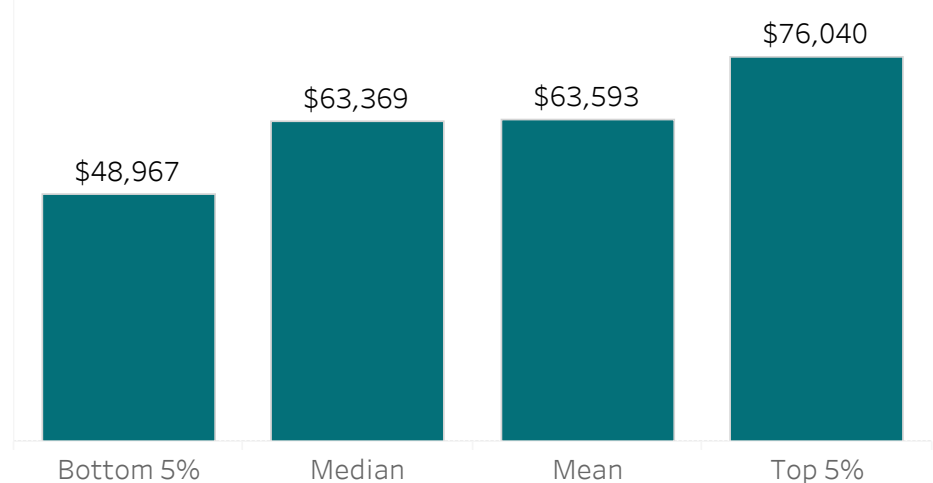
Graduate Activity - 2018-19



Three Year Comparison of Employed Respondents

	2016-17	2017-18	2018-19
Number of Graduates	9	14	13
Number of Respondents	4	10	11
Number of Employed Respondents	4	10	11
Percentage of Employed Respondents	100%	100%	100%
Number of Respondents Employed in Training Related Occupations	4	9	11
Percentage of Respondents Employed in Training Related Occupations	100%	90%	100%

Salary - Last Three Years



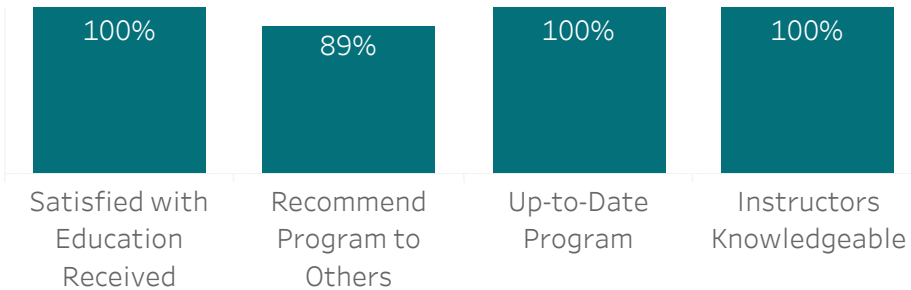


Paramedicine - Advanced Care Paramedicine

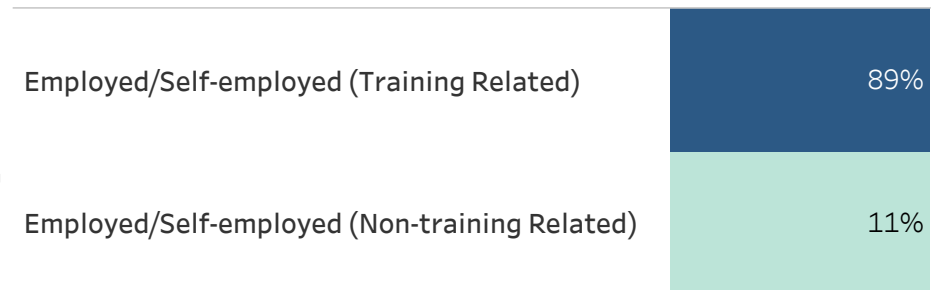
Diploma

This purpose of the Advanced Care Paramedic program is to provide advanced training to rural and northern emergency medical service (EMS) professionals. The program uses an integrated/blended approach to learning.

Satisfaction - 2018-19



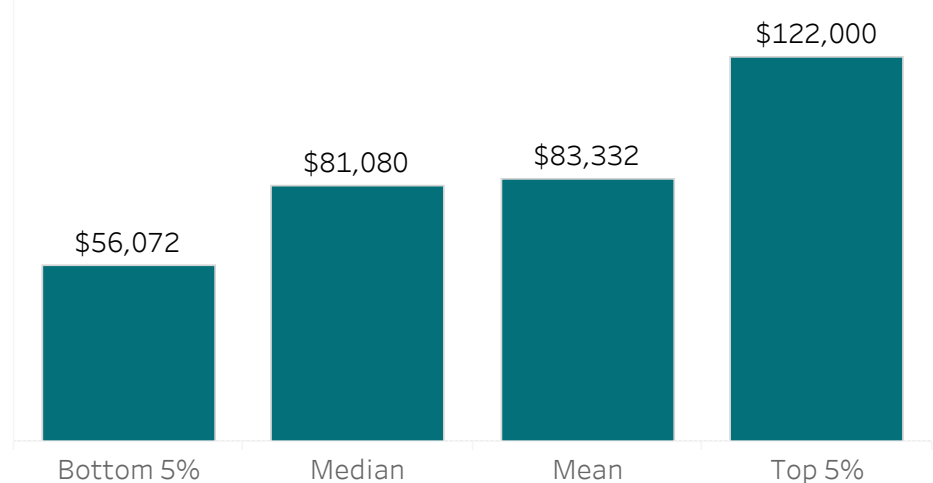
Graduate Activity - 2018-19



Three Year Comparison of Employed Respondents

	2017-18	2018-19
Number of Graduates	10	14
Number of Respondents	10	9
Number of Employed Respondents	9	9
Percentage of Employed Respondents	90%	100%
Number of Respondents Employed in Training Related Occupations	6	8
Percentage of Respondents Employed in Training Related Occupations	60%	89%

Salary - Last Three Years



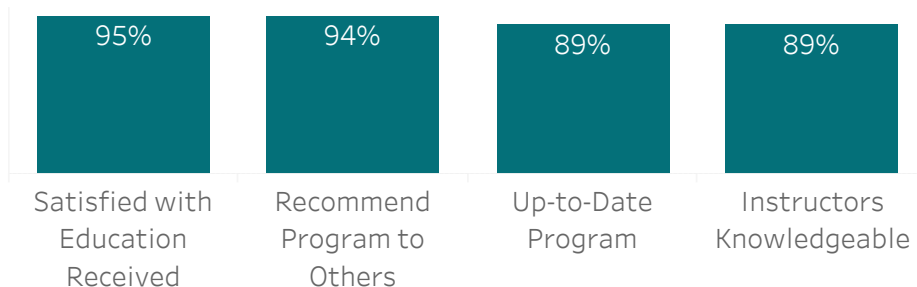


Paramedicine - Primary Care Paramedicine

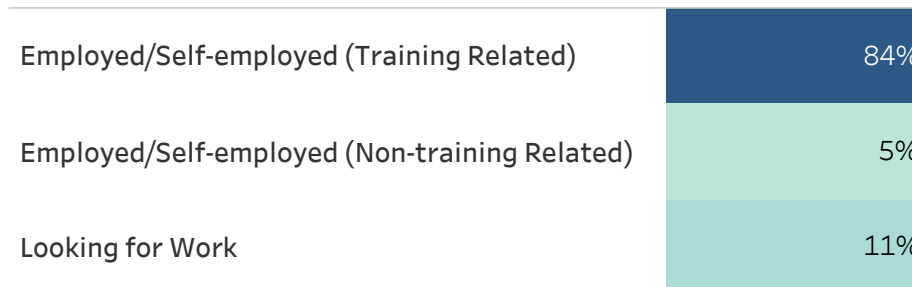
Certificate

This program provides students with the academic and clinical experience to work in the field of emergency medical services. The Paramedicine – Primary Care Paramedic program is accredited by the Canadian Medical Association. The program is based on the national occupational competency profile for Paramedicine - Primary Care Paramedic, and supports employment opportunities in rural and northern Manitoba. Graduates are eligible to challenge the provincial licensing exams for Technician-Paramedic (Tech-P), which allows them to seek licensing anywhere in Canada.

Satisfaction - 2018-19



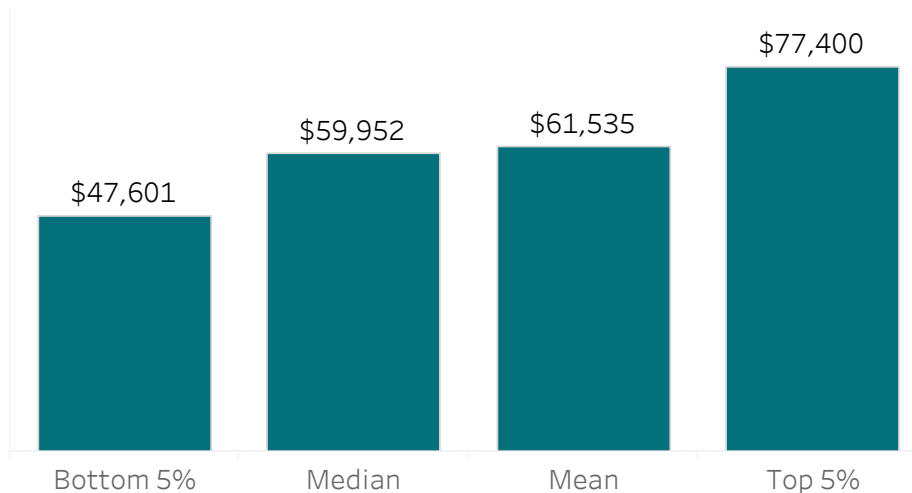
Graduate Activity - 2018-19



Three Year Comparison of Employed Respondents

	2016-17	2017-18	2018-19
Number of Graduates	34	38	35
Number of Respondents	17	23	19
Number of Employed Respondents	16	20	17
Percentage of Employed Respondents	94%	87%	89%
Number of Respondents Employed in Training Related Occupations	14	20	16
Percentage of Respondents Employed in Training Related Occupations	82%	87%	84%

Salary - Last Three Years

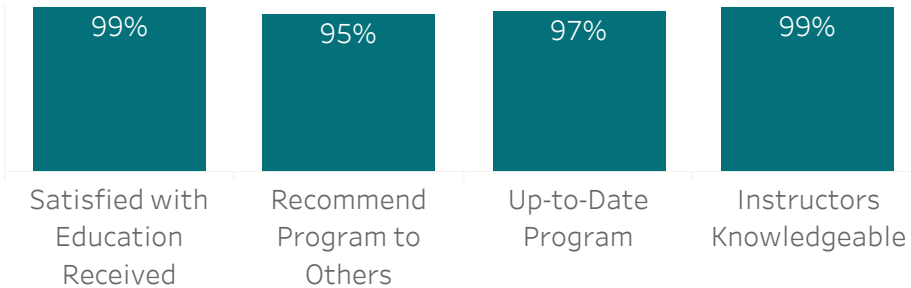




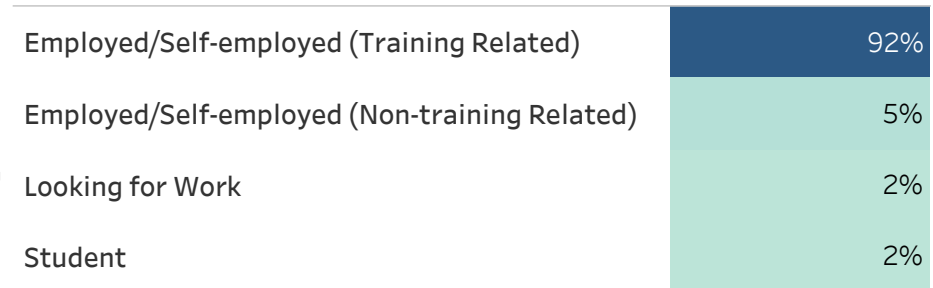
All Programs in Community Services

Programs in this division provide students with the skills and knowledge needed for working in Community Services-related professions.

Satisfaction - 2018-19



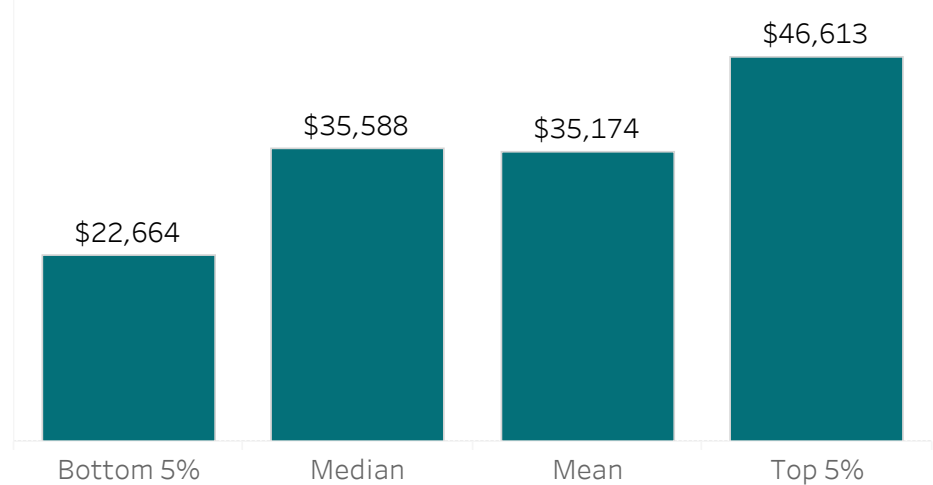
Graduate Activity - 2018-19



Three Year Comparison of Employed Respondents

	2016-17	2017-18	2018-19
Number of Graduates	143	145	185
Number of Respondents	79	93	109
Number of Employed Respondents	68	87	105
Percentage of Employed Respondents	86%	94%	96%
Number of Respondents Employed in Training Related Occupations	65	86	100
Percentage of Respondents Employed in Training Related Occupations	82%	92%	92%

Salary - Last Three Years



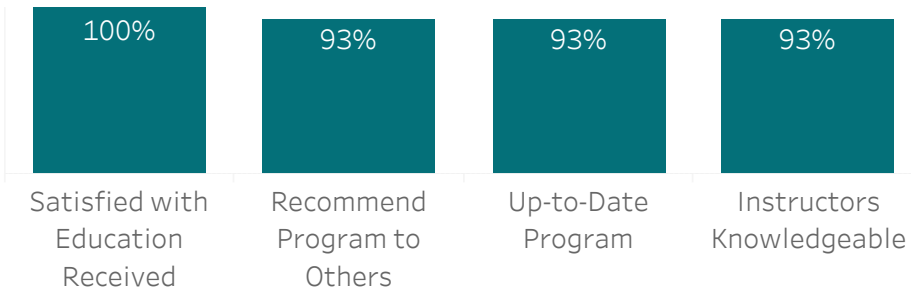


Child and Youth Care

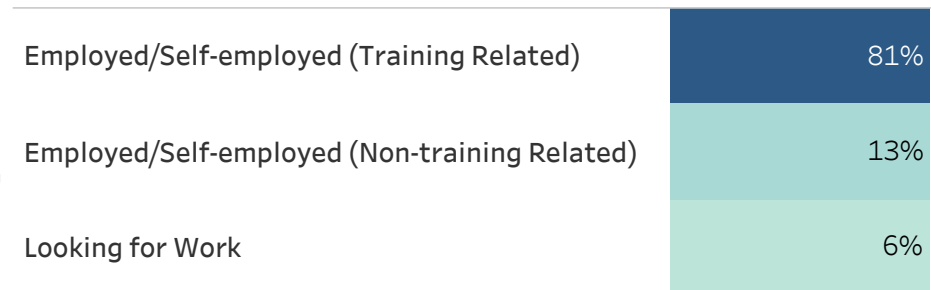
Diploma

This program provides the skills and knowledge needed to work with children and youth experiencing behavioural and emotional difficulties. Students learn how to intervene and assess situations and formulate strategies to help children, youth, and their families identify and resolve concerns and enhance their quality of life. Graduates may find work in treatment homes, school or community-based programs, family support programs, mental health centres, or young offender programs.

Satisfaction - 2018-19



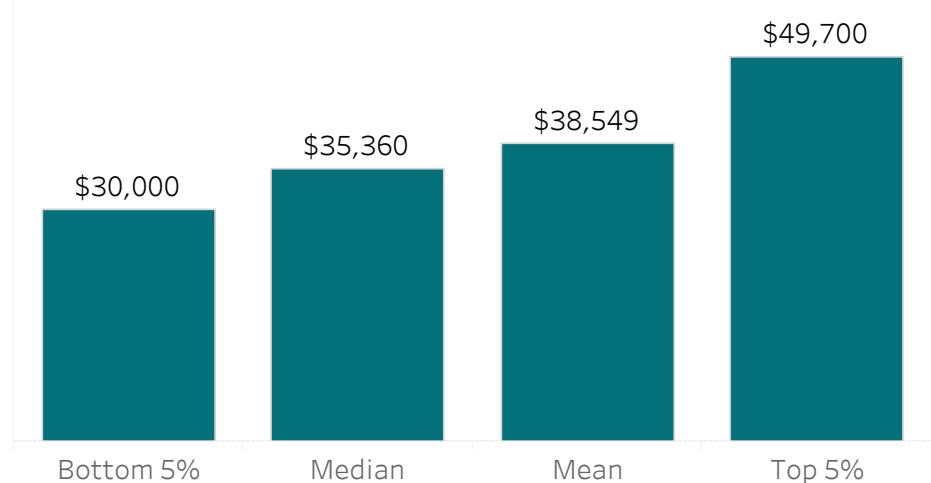
Graduate Activity - 2018-19



Three Year Comparison of Employed Respondents

	2016-17	2017-18	2018-19
Number of Graduates	23	23	30
Number of Respondents	16	12	16
Number of Employed Respondents	13	10	15
Percentage of Employed Respondents	81%	83%	94%
Number of Respondents Employed in Training Related Occupations	12	10	13
Percentage of Respondents Employed in Training Related Occupations	75%	83%	81%

Salary - Last Three Years



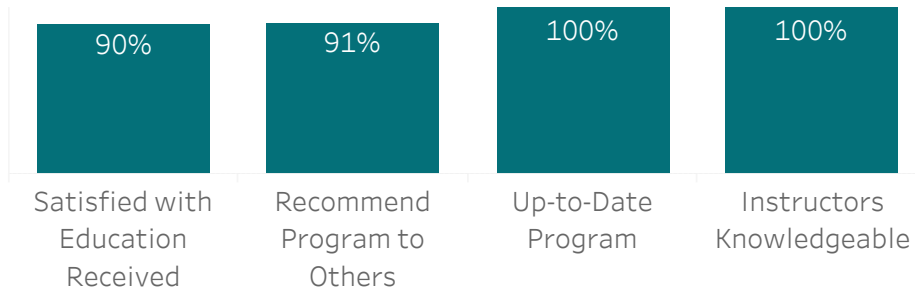


Disability and Community Support

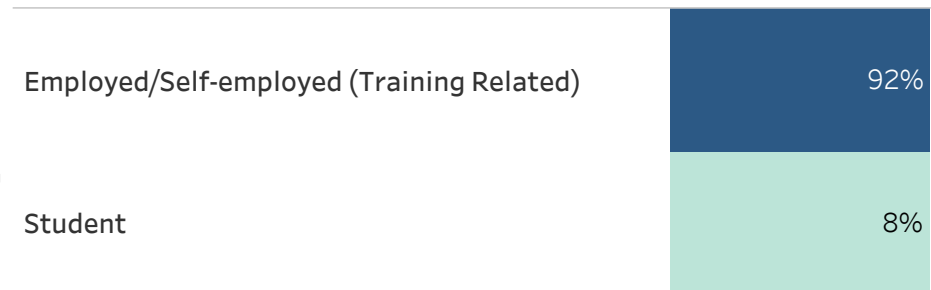
Diploma

This program provides the knowledge, skills and values required to support and enhance the development of children and adults with disabilities, in a variety of community settings. Students learn how to assist individuals with disabilities to plan and achieve their personal goals and maintain their health and wellbeing. Graduates may find employment in educational, residential, developmental, employment or vocational services, or community and government services as residential support workers, educational assistants, supported employment personnel, vocational support workers, individual support personnel, rehabilitation workers, program support and development personnel, or advocacy personnel.

Satisfaction - 2018-19



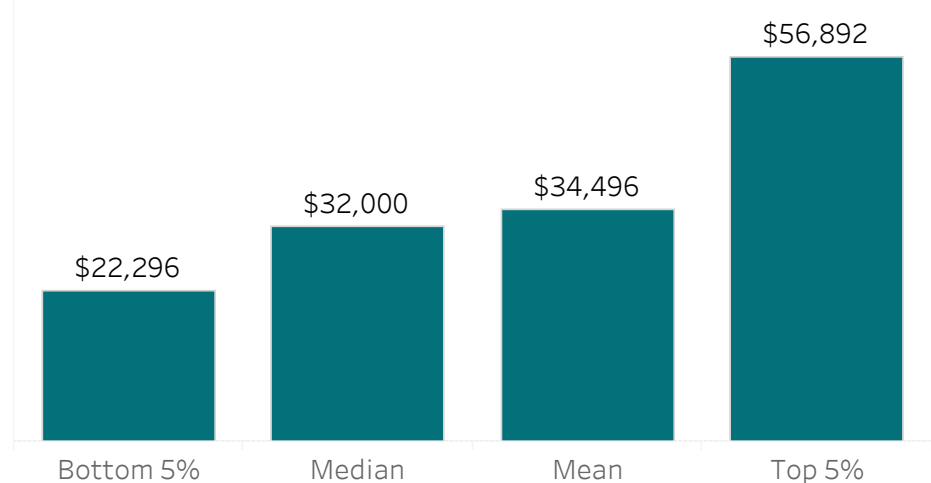
Graduate Activity - 2018-19



Three Year Comparison of Employed Respondents

	2016-17	2017-18	2018-19
Number of Graduates	16	21	24
Number of Respondents	9	16	12
Number of Employed Respondents	7	15	11
Percentage of Employed Respondents	78%	94%	92%
Number of Respondents Employed in Training Related Occupations	7	14	11
Percentage of Respondents Employed in Training Related Occupations	78%	88%	92%

Salary - Last Three Years



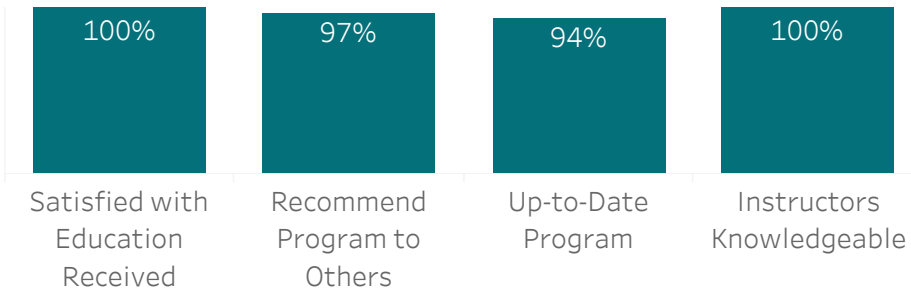


Early Childhood Education

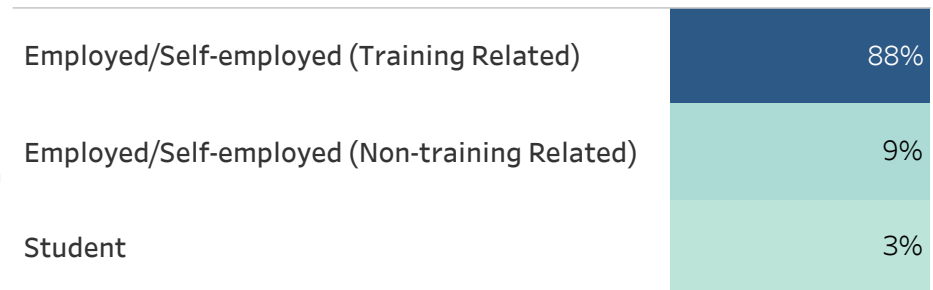
Diploma

This program provides students with the knowledge and skills required to offer quality early childcare in the community. Graduates competently plan appropriate learning experiences that stimulate the intellectual, physical, emotional and social development of young children. Graduates have found positions in daycare centres, nursery schools, infant care centres, family resource centres, and school-age programs. With experience and continuing education, some graduates may progress to positions of directors of children's centres.

Satisfaction - 2018-19



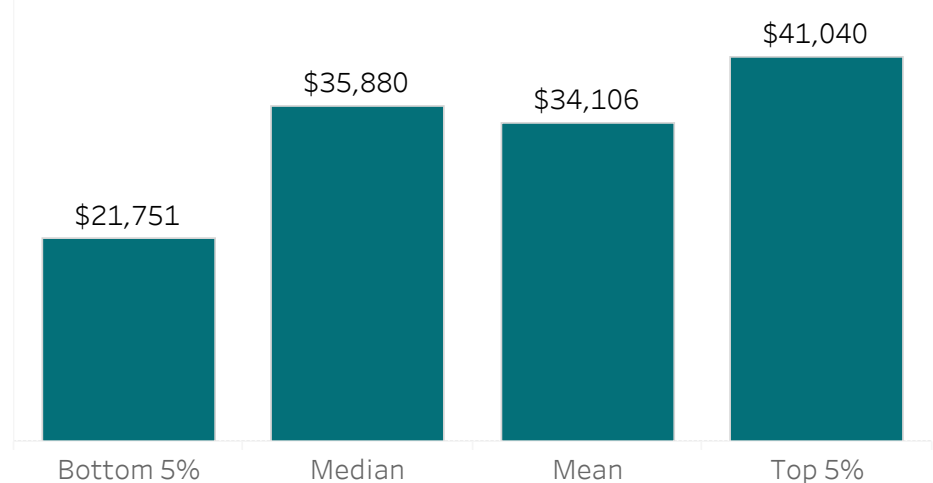
Graduate Activity - 2018-19



Three Year Comparison of Employed Respondents

	2016-17	2017-18	2018-19
Number of Graduates	51	42	48
Number of Respondents	26	23	33
Number of Employed Respondents	22	22	32
Percentage of Employed Respondents	85%	96%	97%
Number of Respondents Employed in Training Related Occupations	21	22	29
Percentage of Respondents Employed in Training Related Occupations	81%	96%	88%

Salary - Last Three Years



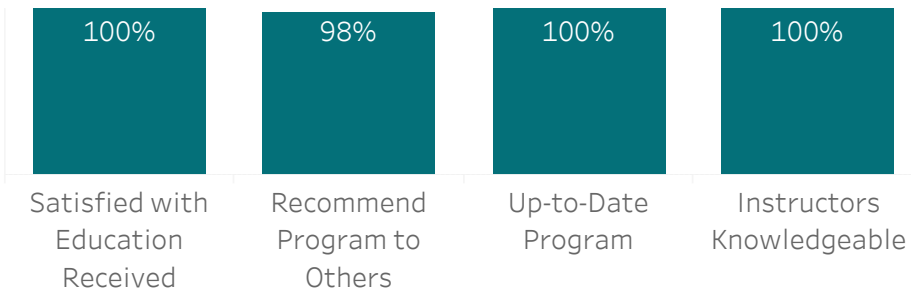


Early Childhood Education Workplace

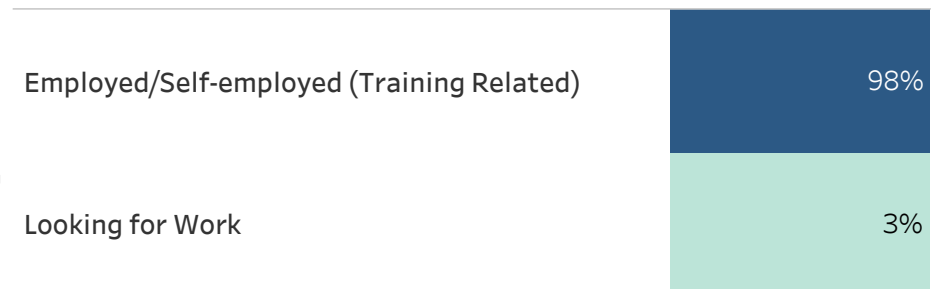
Diploma

This accelerated program integrates the knowledge and experience of employed CCAs in providing quality childcare in the community. Students attend classes at Red River College two days a week and work at their current employment for three days a week. Graduates competently plan appropriate learning experiences that stimulate the intellectual, physical, emotional, and social development of young children. With experience and continuing education, some graduates have progressed to positions of directors of children's centres.

Satisfaction - 2018-19



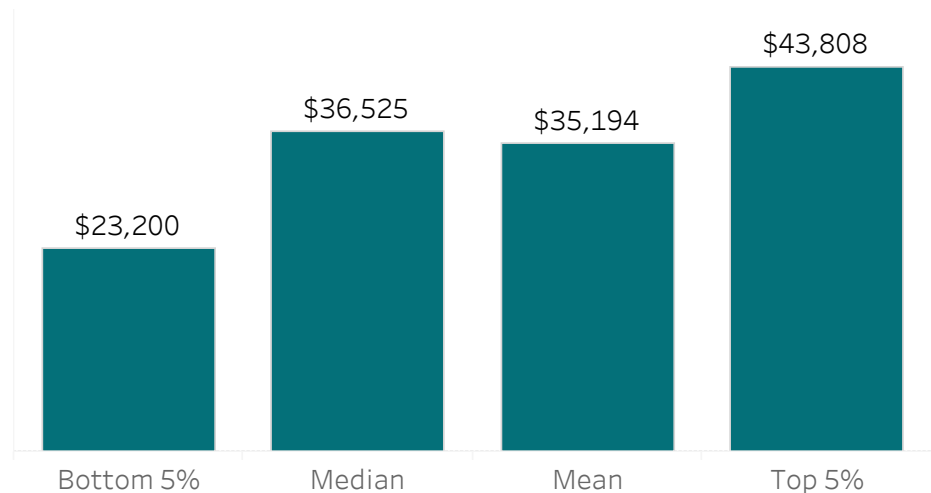
Graduate Activity - 2018-19



Three Year Comparison of Employed Respondents

	2016-17	2017-18	2018-19
Number of Graduates	48	55	60
Number of Respondents	26	40	40
Number of Employed Respondents	24	39	39
Percentage of Employed Respondents	92%	98%	98%
Number of Respondents Employed in Training Related Occupations	23	39	39
Percentage of Respondents Employed in Training Related Occupations	88%	98%	98%

Salary - Last Three Years



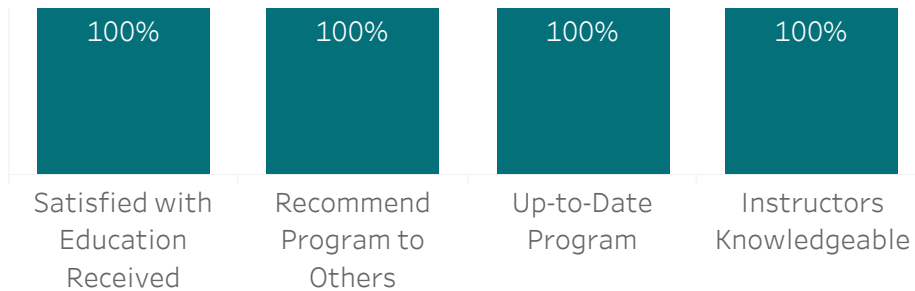


Family Support Worker

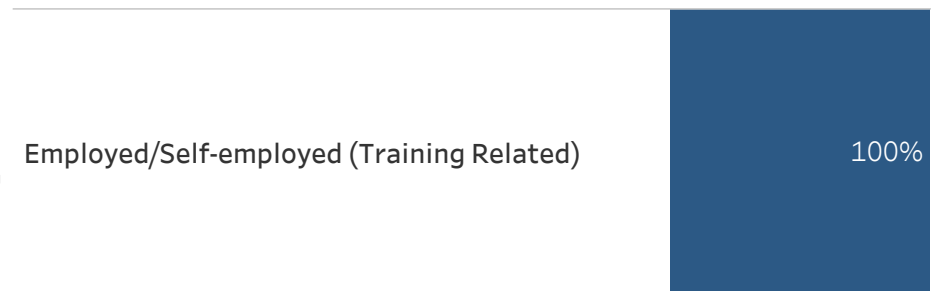
Certificate

This program is an 11-month post-secondary program that provides students with the necessary knowledge and practical skills for employment in various community, child welfare, and support service agencies working with children, youth, and families. The program is available through Urban Circle in partnership with Red River College.

Satisfaction - 2018-19



Graduate Activity - 2018-19

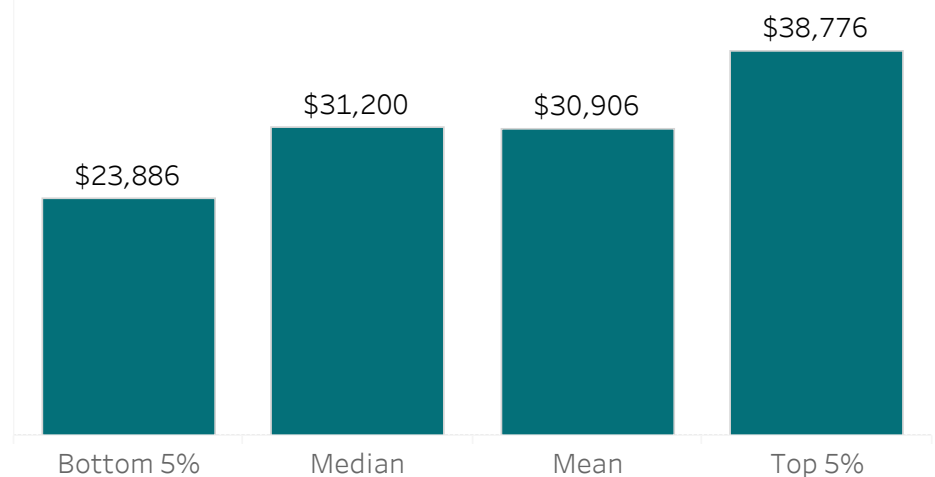


Three Year Comparison of Employed Respondents

2018-19

Number of Graduates	19
Number of Respondents	7
Number of Employed Respondents	7
Percentage of Employed Respondents	100%
Number of Respondents Employed in Training Related Occupations	7
Percentage of Respondents Employed in Training Related Occupations	100%

Salary - Last Three Years

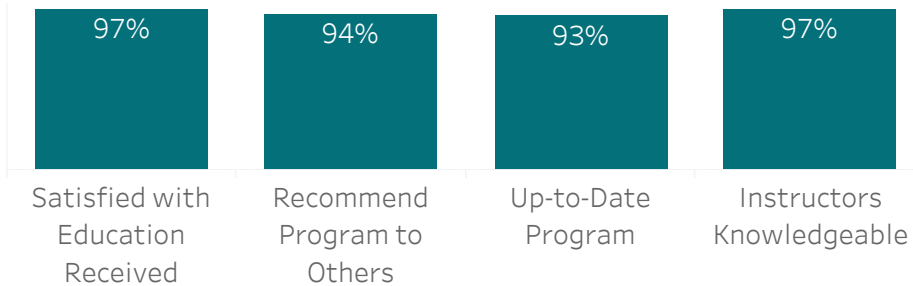




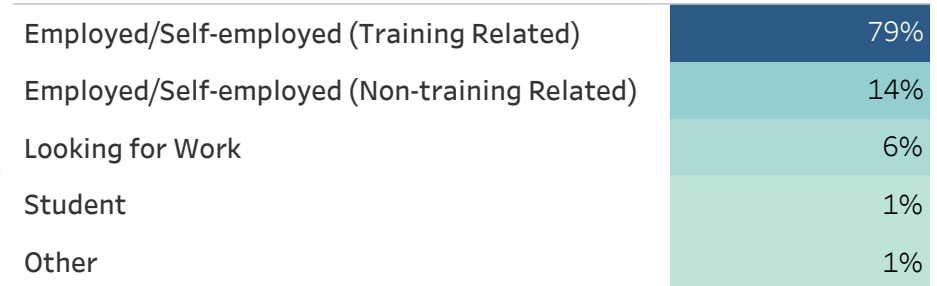
All Programs in Life Sciences

Programs in this division prepare students to work in laboratories, the pharmaceutical industry, veterinary hospitals, and dental clinics.

Satisfaction - 2018-19



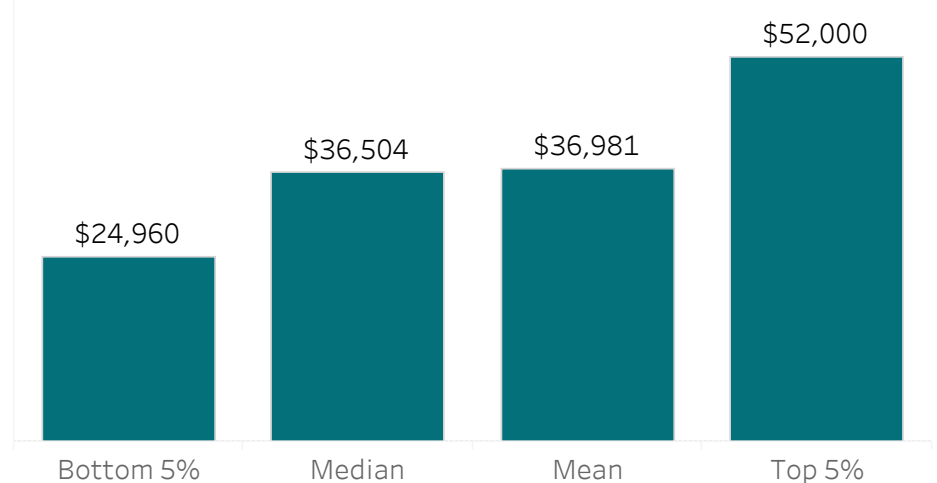
Graduate Activity - 2018-19



Three Year Comparison of Employed Respondents

	2016-17	2017-18	2018-19
Number of Graduates	149	172	146
Number of Respondents	72	101	79
Number of Employed Respondents	64	96	74
Percentage of Employed Respondents	89%	95%	94%
Number of Respondents Employed in Training Related Occupations	50	78	66
Percentage of Respondents Employed in Training Related Occupations	69%	77%	84%

Salary - Last Three Years



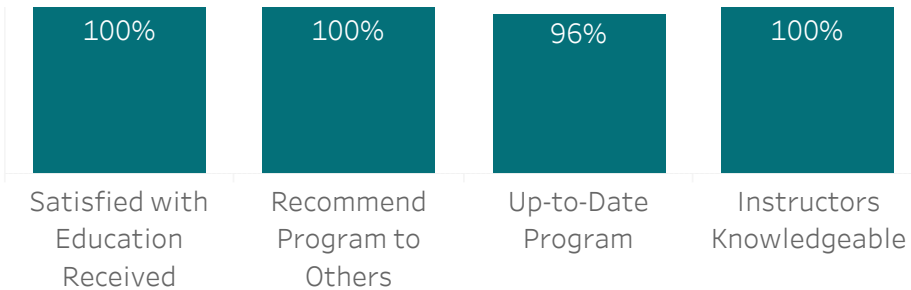


Dental Assisting

Certificate

Student of this program learn the skills needed to assist dentists with four-handed dentistry techniques, as well as dental procedures, handling and mixing materials, sterilization and laboratory procedures, care of dental equipment, and preparation of instruments, operatories, and patients. Graduates have the skills needed for polishing teeth, fluoride application, placement and removal of dental dams, removal of sutures, and other intra-oral procedures as well as some business-related procedures. Graduates have found employment in private dental offices, large clinics, hospital dental clinics, insurance companies, and in government public health programs.

Satisfaction - 2018-19



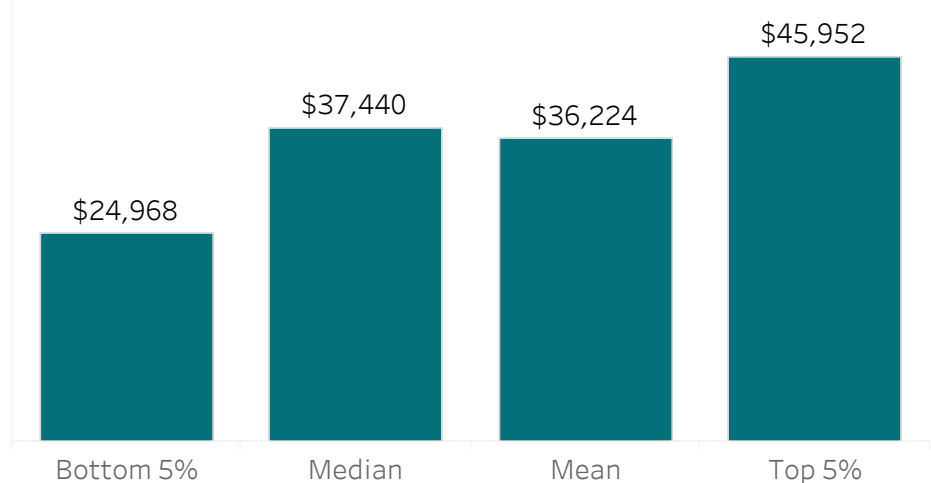
Three Year Comparison of Employed Respondents

	2016-17	2017-18	2018-19
Number of Graduates	45	41	43
Number of Respondents	14	25	25
Number of Employed Respondents	13	25	23
Percentage of Employed Respondents	93%	100%	92%
Number of Respondents Employed in Training Related Occupations	9	25	22
Percentage of Respondents Employed in Training Related Occupations	64%	100%	88%

Graduate Activity - 2018-19

Employed/Self-employed (Training Related)	88%
Employed/Self-employed (Non-training Related)	4%
Looking for Work	4%
Student	4%

Salary - Last Three Years



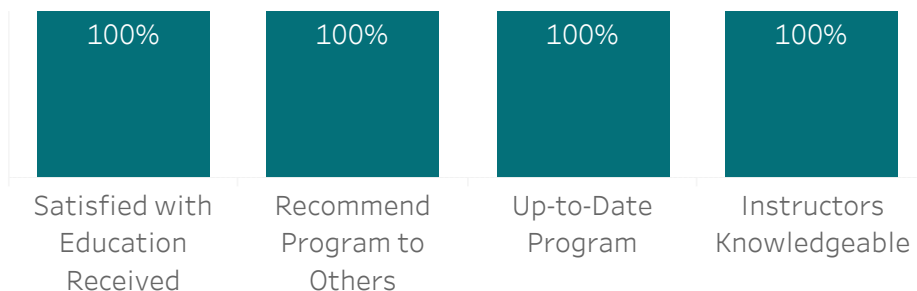


Pharmaceutical Manufacturing

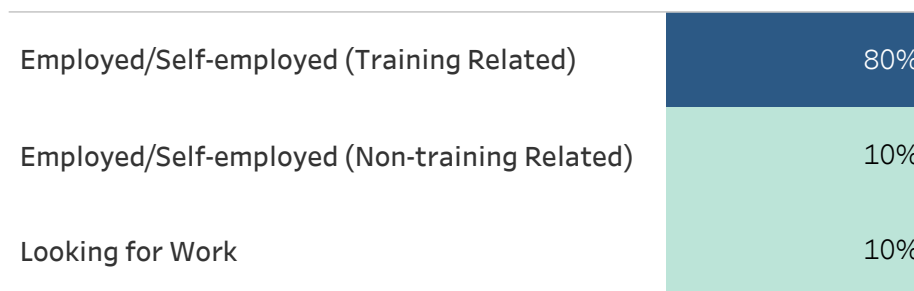
Certificate

This program provides the required skills for working in the production of pharmaceutical, biotechnology, and related products. The program consists of two streams: Solid Dosage where students learn the theory and practice of formulating and manufacturing tablets and capsules; and Biopharmaceutical Processing where students gain hands-on experience in microbial fermentation such as set-up, inoculation, sampling, harvesting techniques, filtration, and column chromatographic purification techniques strategies for manufacturing of Recombinant Biotechnology drug products. Graduates find employment as production technicians with Manitoba's regulated pharmaceutical manufacturing.

Satisfaction - 2018-19



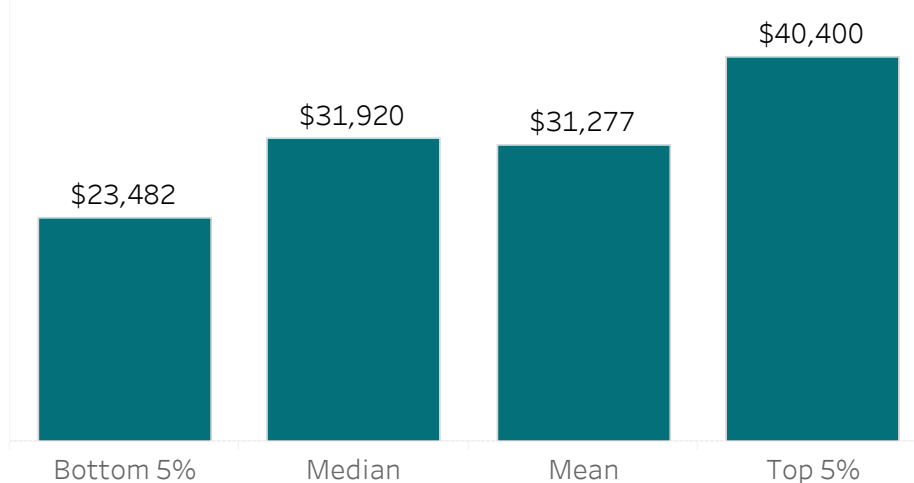
Graduate Activity - 2018-19



Three Year Comparison of Employed Respondents

	2016-17	2017-18	2018-19
Number of Graduates	17	25	23
Number of Respondents	10	15	10
Number of Employed Respondents	7	15	9
Percentage of Employed Respondents	70%	100%	90%
Number of Respondents Employed in Training Related Occupations	4	7	8
Percentage of Respondents Employed in Training Related Occupations	40%	47%	80%

Salary - Last Three Years





QA/QC for Pharmaceutical and Food

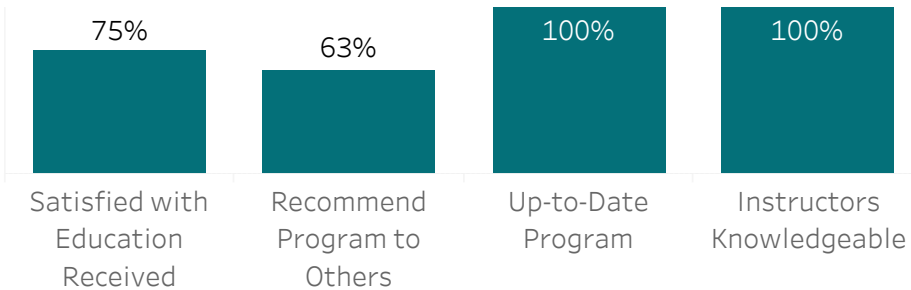
Post-Graduate Diploma

This program provides hands-on practical skills in the concepts of quality (QA/QC) in a manufacturing environment that is controlled by good manufacturing practices, quality systems, and regulatory agencies.

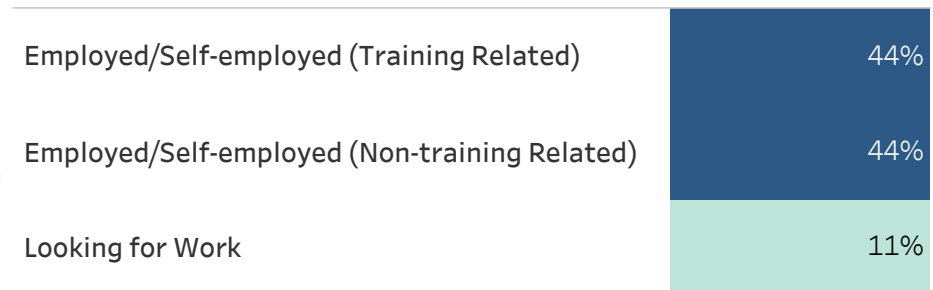
Note: This program has been incorporated into the Science Laboratory Technology program as of Fall 2020.

No salary data to display: too small a sample where $n < 5$ responses with salary data.

Satisfaction - 2018-19



Graduate Activity - 2018-19



Three Year Comparison of Employed Respondents

	2018-19
Number of Graduates	25
Number of Respondents	9
Number of Employed Respondents	8
Percentage of Employed Respondents	89%
Number of Respondents Employed in Training Related Occupations	4
Percentage of Respondents Employed in Training Related Occupations	44%

Salary - Last Three Years

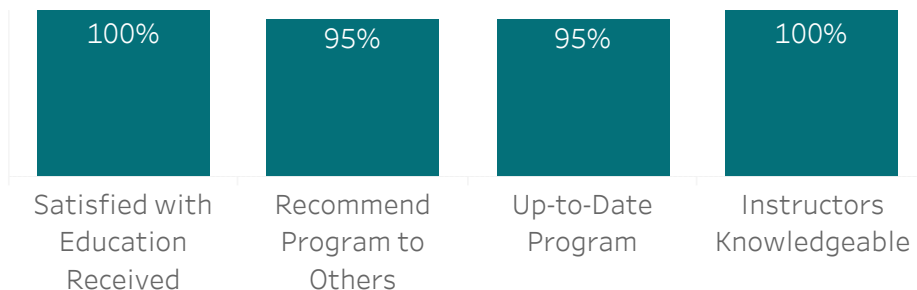


Science Laboratory Technology

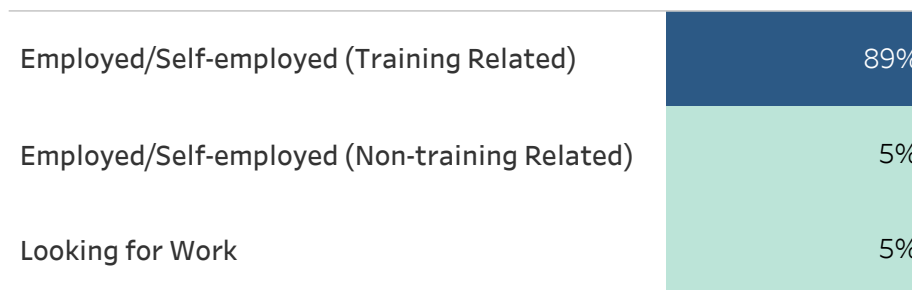
Diploma

This program provides the applied skills required to succeed in a wide variety of professional scientific laboratory work environments. The course work emphasizes the application of standard and specialized laboratory techniques across scientific disciplines, ensuring practical, job-ready experience. Students learn specialized skills in chemistry, microbiology, instrumentation, quality systems, and communications in the program's common first year. The second year of the program allows students to choose one of three areas of specialization. The three areas of specialization to choose from are: Quality Assurance, Cell & Microbiology, and Chemistry & Quality Analyst. Graduates find employment as technologists in many fields, including chemical analysis, research, quality assurance, pharmaceuticals and biotechnology.

Satisfaction - 2018-19



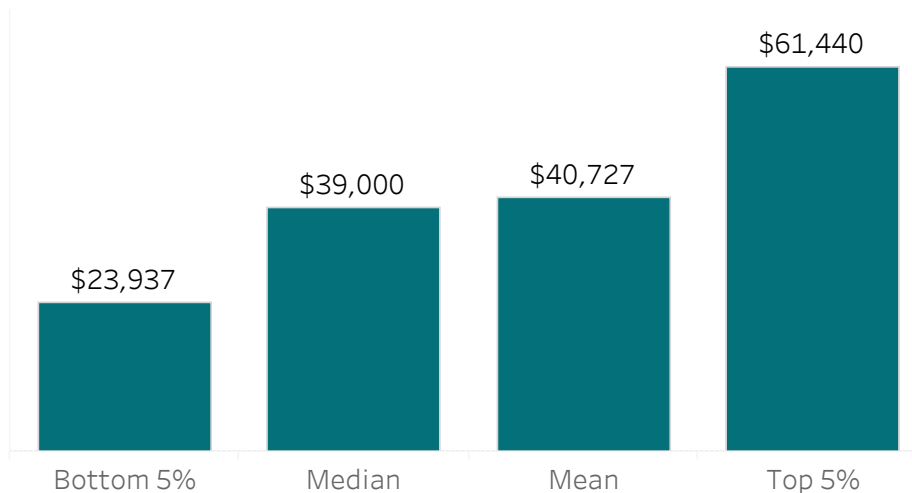
Graduate Activity - 2018-19



Three Year Comparison of Employed Respondents

	2016-17	2017-18	2018-19
Number of Graduates	3	36	32
Number of Respondents	2	16	19
Number of Employed Respondents	1	14	18
Percentage of Employed Respondents	50%	88%	95%
Number of Respondents Employed in Training Related Occupations	1	13	17
Percentage of Respondents Employed in Training Related Occupations	50%	81%	89%

Salary - Last Three Years



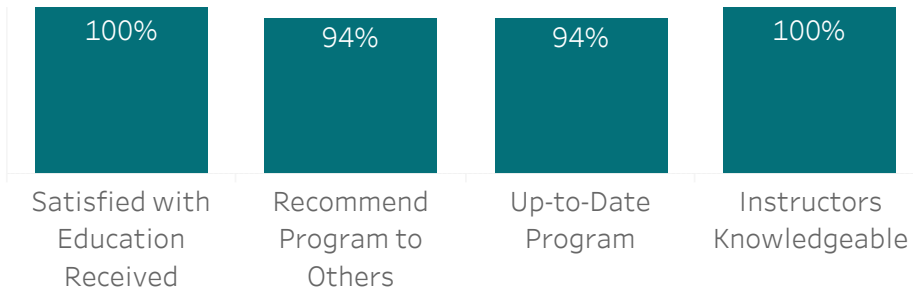


Veterinary Technology

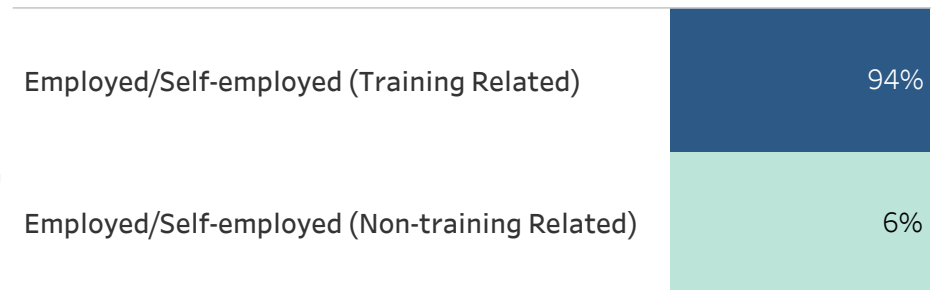
Diploma

This program provides the knowledge and skills needed to perform a variety of veterinary medical procedures, such as: anesthesia induction and monitoring, drug dosage calculations, surgical and animal nursing, laboratory testing, diagnostic imaging, dentistry, emergency care, routine veterinary clinic and office procedures. Graduates are qualified to work under the supervision of a licensed veterinarian in companion animal, large animal, and specialty practices. Graduates may also find employment with zoos, research institutes, livestock operations, wildlife services, animal shelters, government agencies, or pharmaceutical sales companies.

Satisfaction - 2018-19



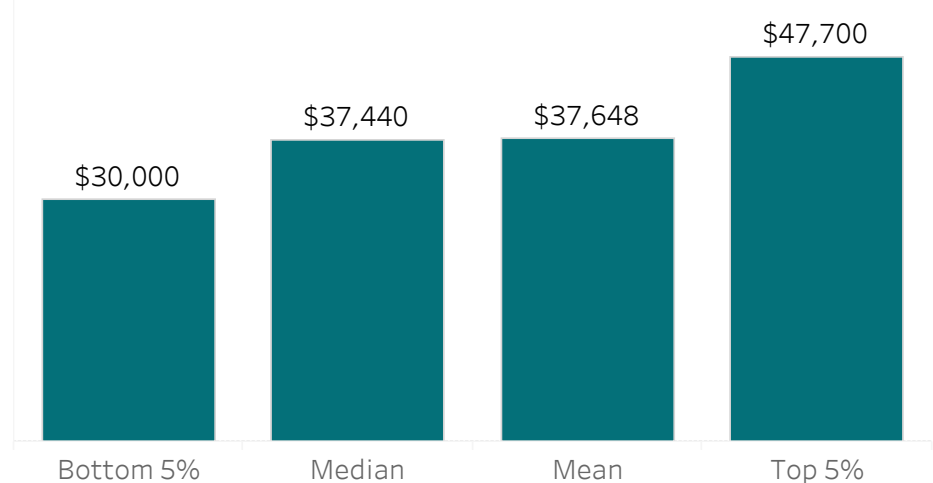
Graduate Activity - 2018-19



Three Year Comparison of Employed Respondents

	2016-17	2017-18	2018-19
Number of Graduates	21	19	23
Number of Respondents	9	12	16
Number of Employed Respondents	9	12	16
Percentage of Employed Respondents	100%	100%	100%
Number of Respondents Employed in Training Related Occupations	9	12	15
Percentage of Respondents Employed in Training Related Occupations	100%	100%	94%

Salary - Last Three Years

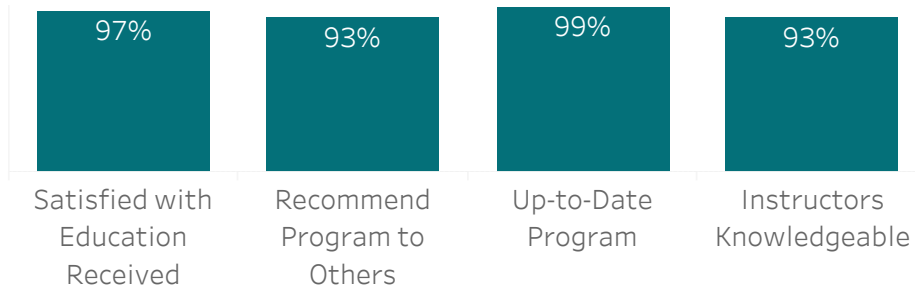




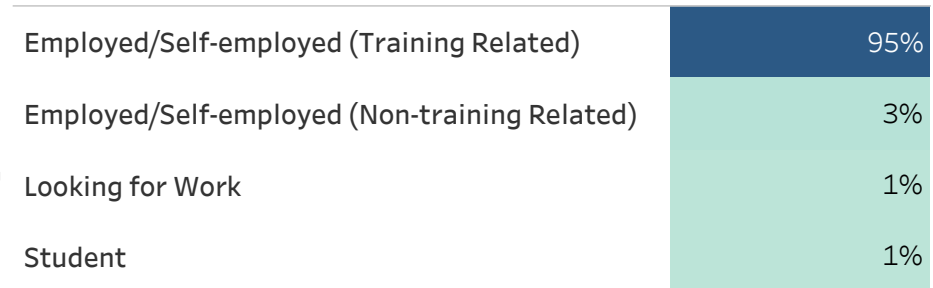
All Programs in Nursing

Students taking programs in the Nursing division learn the skills needed to work in hospitals, clinics, and care facilities, as nurses or health care aides.

Satisfaction - 2018-19



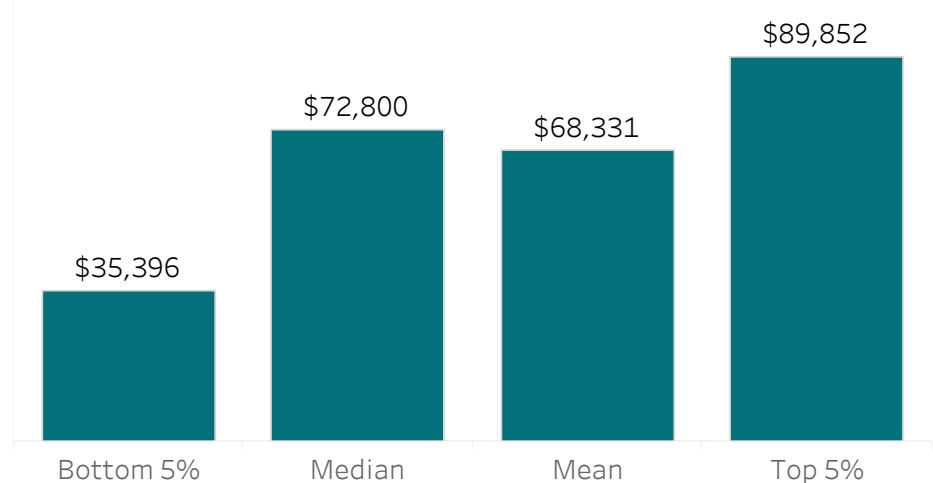
Graduate Activity - 2018-19



Three Year Comparison of Employed Respondents

	2016-17	2017-18	2018-19
Number of Graduates	236	193	169
Number of Respondents	113	113	104
Number of Employed Respondents	99	110	102
Percentage of Employed Respondents	88%	97%	98%
Number of Respondents Employed in Training Related Occupations	93	102	99
Percentage of Respondents Employed in Training Related Occupations	82%	90%	95%

Salary - Last Three Years



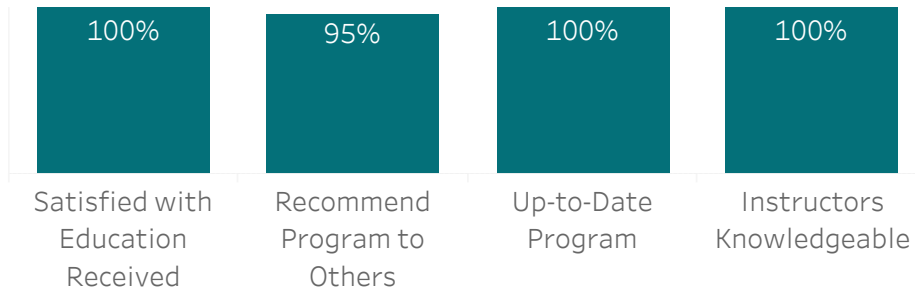


Health Care Aide

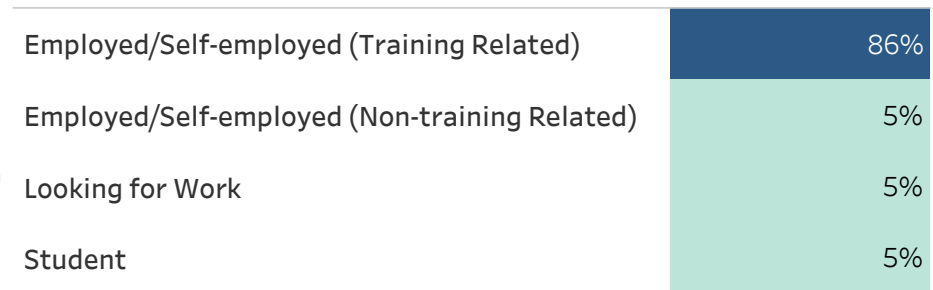
Certificate

This program develops the knowledge and skills needed to become a health care worker who, under the supervision of a nurse, assists hospital patients, personal care home residents, or home care clients. Health care aides help people to remain independent by assisting them with their physical, emotional, and social needs and their daily activities.

Satisfaction - 2018-19



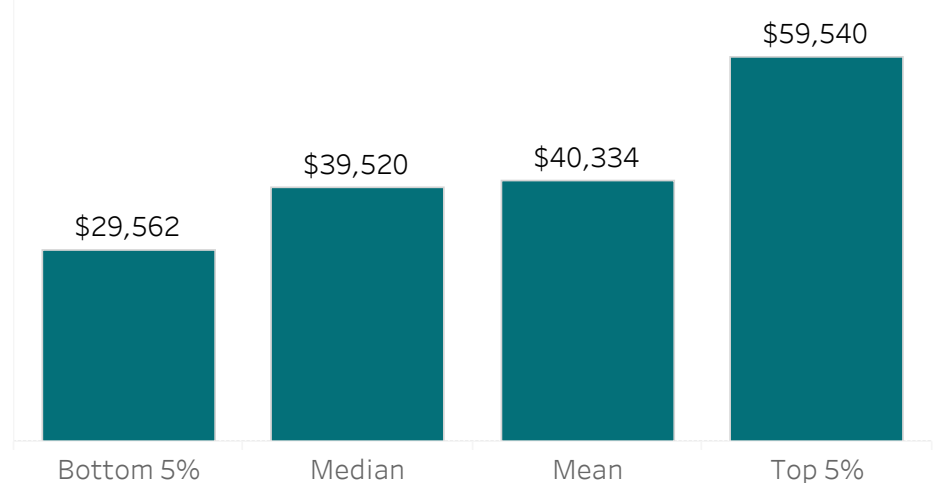
Graduate Activity - 2018-19



Three Year Comparison of Employed Respondents

	2016-17	2017-18	2018-19
Number of Graduates	85	37	33
Number of Respondents	45	24	22
Number of Employed Respondents	35	23	20
Percentage of Employed Respondents	78%	96%	91%
Number of Respondents Employed in Training Related Occupations	31	19	19
Percentage of Respondents Employed in Training Related Occupations	69%	79%	86%

Salary - Last Three Years



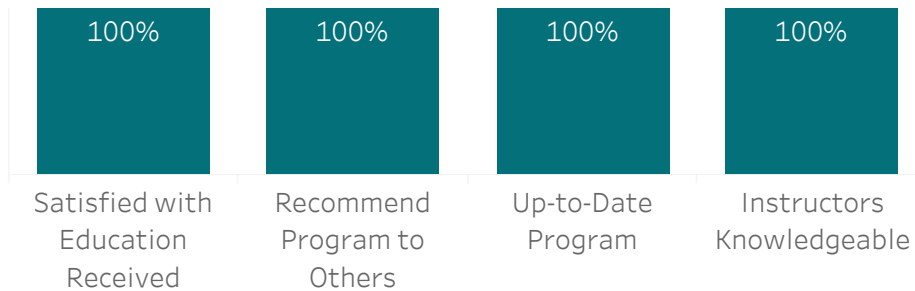


Health Care Aide and Health Unit Clerk

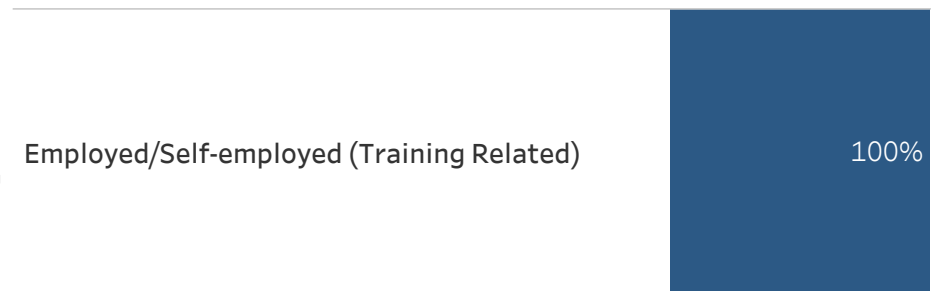
Certificate

Continuing Education Certificate program. Students are prepared to work as part of a health care team. They develop the knowledge and skills required to function as a health care aide or unit clerk in a health facility.

Satisfaction - 2018-19



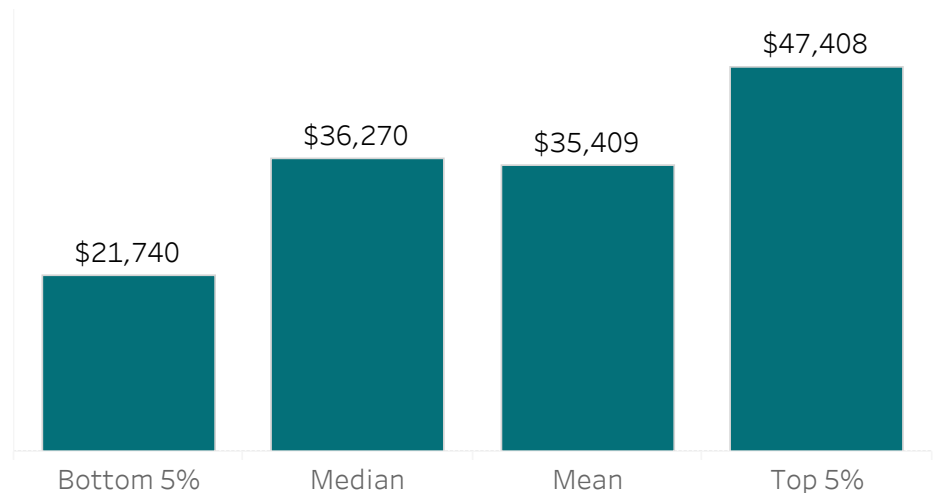
Graduate Activity - 2018-19



Three Year Comparison of Employed Respondents

	2017-18	2018-19
Number of Graduates	22	18
Number of Respondents	14	7
Number of Employed Respondents	13	7
Percentage of Employed Respondents	93%	100%
Number of Respondents Employed in Training Related Occupations	10	7
Percentage of Respondents Employed in Training Related Occupations	71%	100%

Salary - Last Three Years



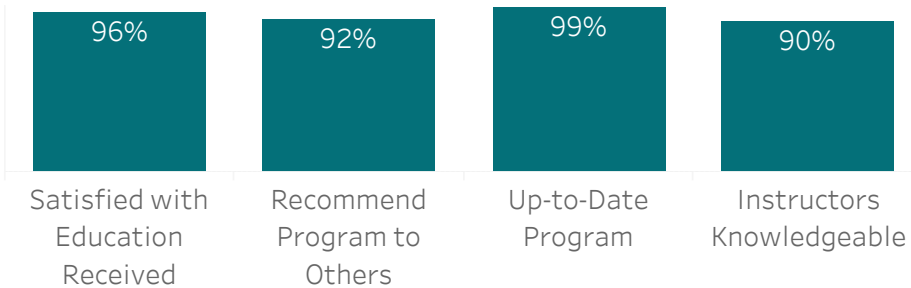


Nursing

Degree

Following successful completion of the program, graduates receive a Bachelor of Nursing (BN) degree from Red River College (RRC) and are eligible to apply to write the Canadian Nurse Registration Exam (CRNE). When the national exam has been successfully completed, graduates are eligible to apply to become a member of the College of Registered Nurses of Manitoba (CRNM) and legally use the designation Registered Nurse (RN). Graduates of the Nursing program have the educational credentials to be employed in all areas where the expertise of a professional RN is required.

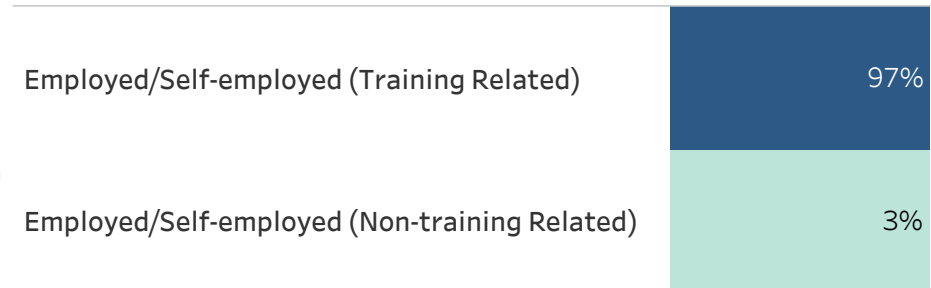
Satisfaction - 2018-19



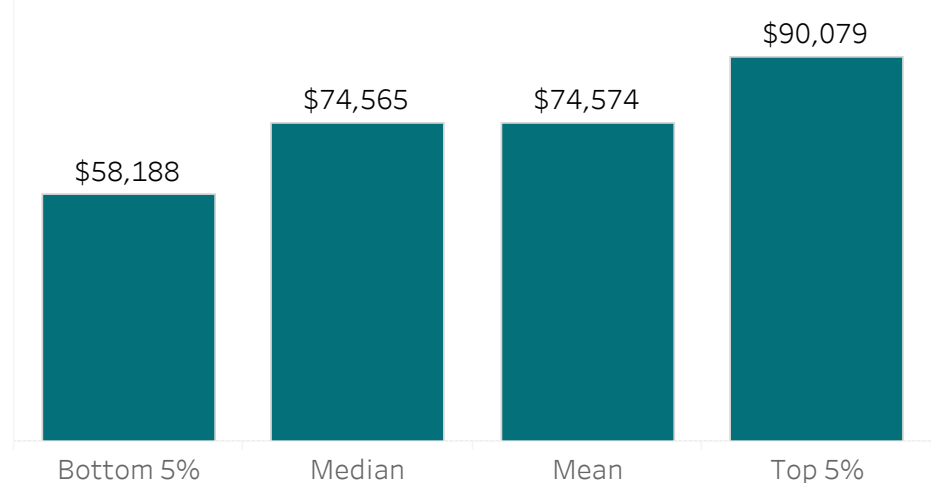
Three Year Comparison of Employed Respondents

	2016-17	2017-18	2018-19
Number of Graduates	151	134	118
Number of Respondents	68	75	75
Number of Employed Respondents	64	74	75
Percentage of Employed Respondents	94%	99%	100%
Number of Respondents Employed in Training Related Occupations	62	73	73
Percentage of Respondents Employed in Training Related Occupations	91%	97%	97%

Graduate Activity - 2018-19



Salary - Last Three Years



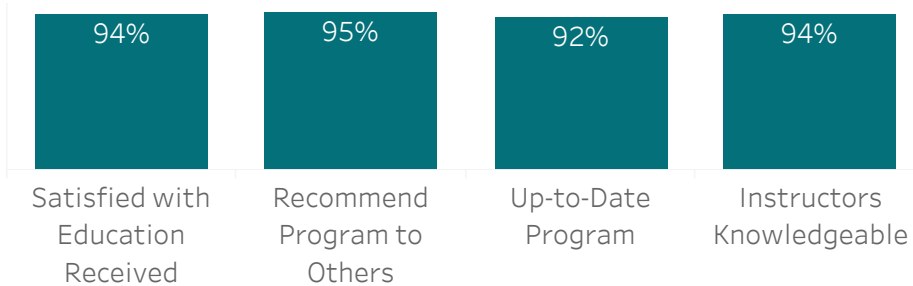


All Programs in Indigenous Education

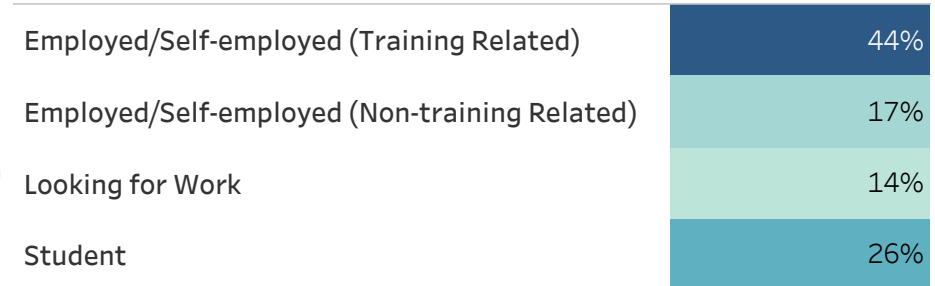
The School of Indigenous Education works cooperatively with the community, students and staff to ensure Indigenous students have access to the supports and services needed to successfully complete their program at Red River College.

The division offers a number of academic programs including the ACCESS Model Program and an Indigenous student resource centre that offers students a home away from home.

Satisfaction - 2018-19



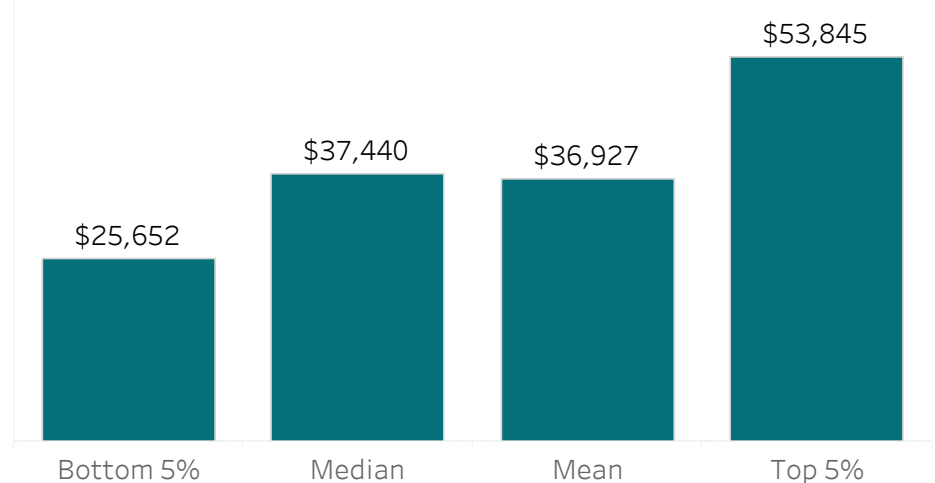
Graduate Activity - 2018-19



Three Year Comparison of Employed Respondents

	2016-17	2017-18	2018-19
Number of Graduates	47	66	54
Number of Respondents	15	44	32
Number of Employed Respondents	11	38	17
Percentage of Employed Respondents	73%	86%	53%
Number of Respondents Employed in Training Related Occupations	5	26	13
Percentage of Respondents Employed in Training Related Occupations	33%	59%	41%

Salary - Last Three Years





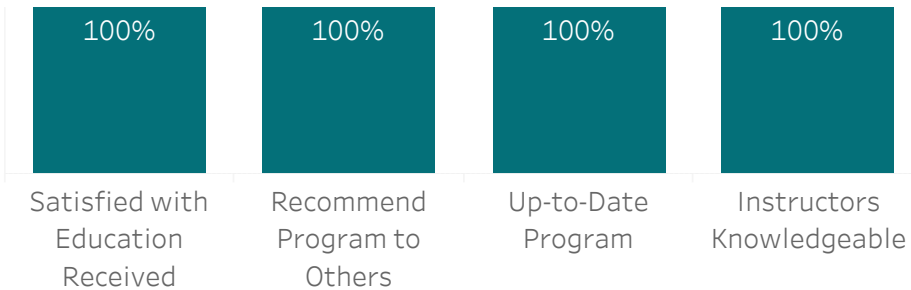
College Transition

Certificate

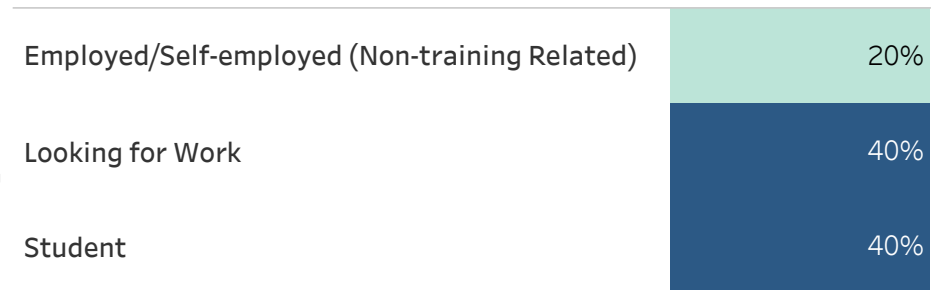
This program is designed to introduce Indigenous students to college and career exploration by acquiring greater success in life skills, reading, writing, mathematics, science and technology while focusing on individual, cultural and career development. Various instructional strategies and methodologies will be utilized to focus on the holistic approach in the development of individual competencies.

No salary data to display: too small a sample where $n < 5$ responses with salary data.

Satisfaction - 2018-19



Graduate Activity - 2018-19



Three Year Comparison of Employed Respondents

2018-19

Number of Graduates	9
Number of Respondents	5
Number of Employed Respondents	1
Percentage of Employed Respondents	20%
Number of Respondents Employed in Training Related Occupations	0
Percentage of Respondents Employed in Training Related Occupations	0%

Salary - Last Three Years

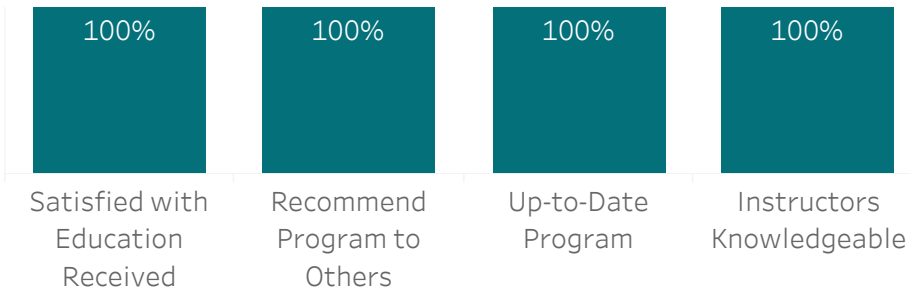


Community Development

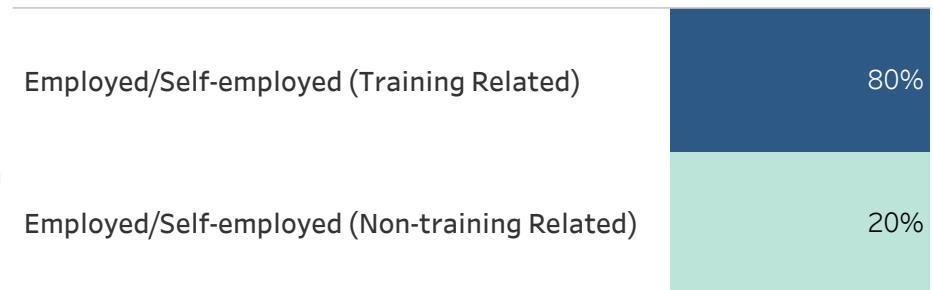
Certificate

Students can acquire a solid understanding of organizational development, program planning, and financial management of volunteer sector organizations and the how-to of starting a new social enterprise.

Satisfaction - 2018-19



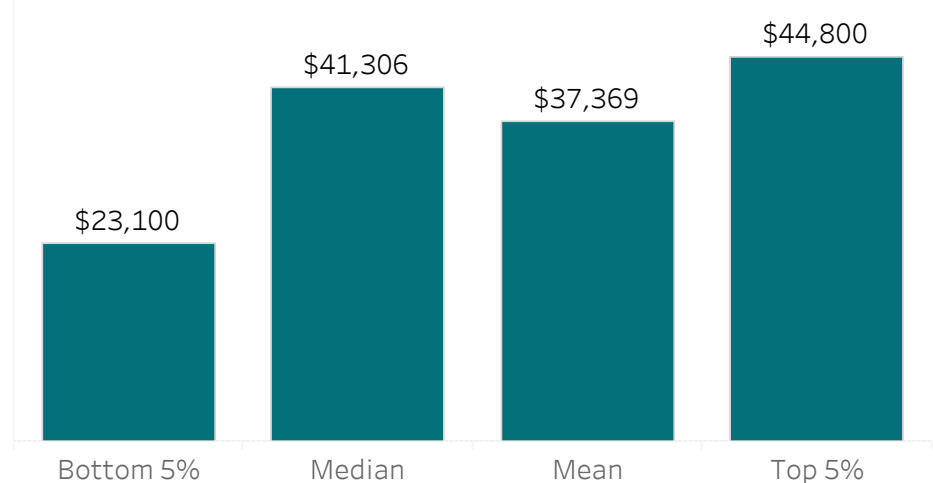
Graduate Activity - 2018-19



Three Year Comparison of Employed Respondents

	2017-18	2018-19
Number of Graduates	5	10
Number of Respondents	3	5
Number of Employed Respondents	3	5
Percentage of Employed Respondents	100%	100%
Number of Respondents Employed in Training Related Occupations	2	4
Percentage of Respondents Employed in Training Related Occupations	67%	80%

Salary - Last Three Years



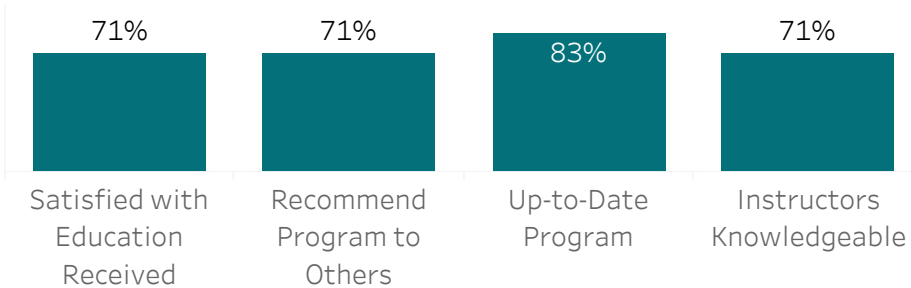


Community Development/Community Economic Development

Diploma

This program prepares students to become facilitators of change in communities that are experiencing multiple barriers to development. Students acquire a solid understanding of organizational development, program planning, and financial management of volunteer sector organizations and the how-to of starting a new social enterprise. It may be of special interest to individuals who live or work in inner cities, First Nation communities, or have some international community development experience or aspirations.

Satisfaction - 2018-19



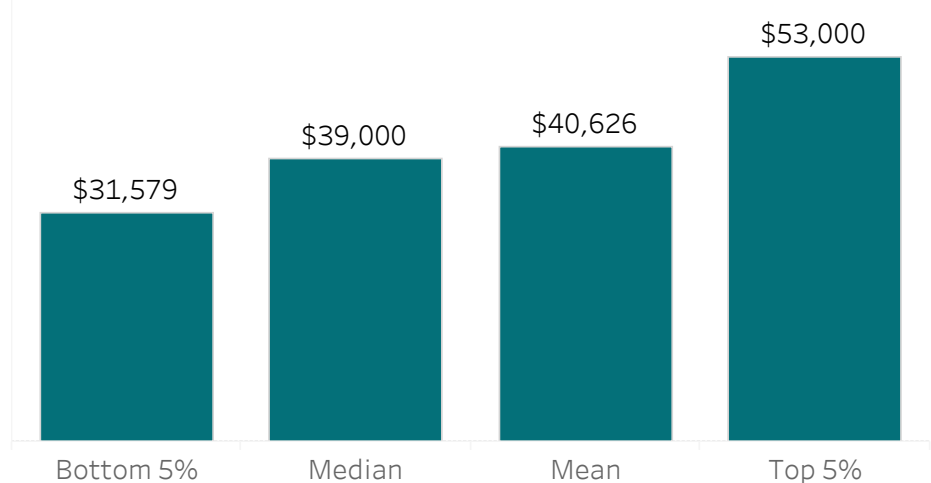
Three Year Comparison of Employed Respondents

	2016-17	2017-18	2018-19
Number of Graduates	7	11	8
Number of Respondents	2	7	7
Number of Employed Respondents	1	7	5
Percentage of Employed Respondents	50%	100%	71%
Number of Respondents Employed in Training Related Occupations	1	5	4
Percentage of Respondents Employed in Training Related Occupations	50%	71%	57%

Graduate Activity - 2018-19

Employed/Self-employed (Training Related)	57%
Employed/Self-employed (Non-training Related)	14%
Looking for Work	14%
Student	14%

Salary - Last Three Years





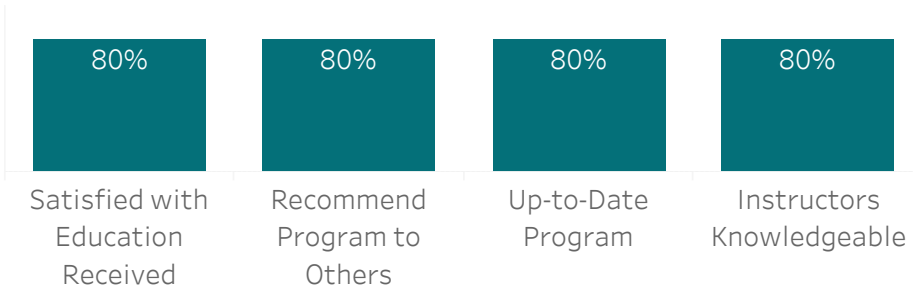
Indigenous Language - Ojibwe

Certificate

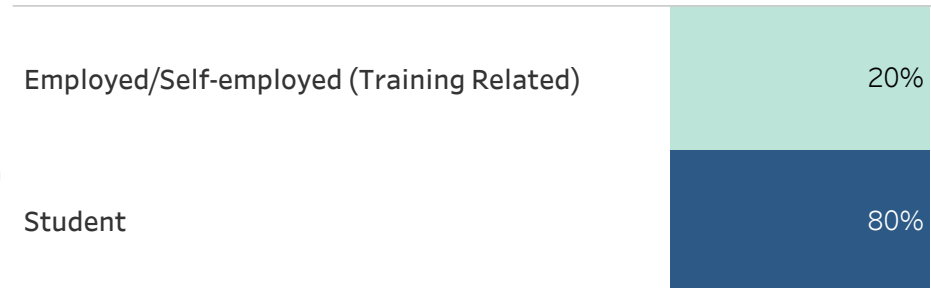
This program is designed to train students to work in the K-12 school system or in community-based programs with an emphasis on the Ojibwe language and cultural competencies such as reading, writing and speaking the Ojibwe language. This program will also increase understanding of the social, cultural and historical significance of Indigenous peoples, in Canada and abroad. Students will learn the Anishinaabemowin (Ojibwe) Language, and obtain skills important to the revitalization of the Indigenous Language.

No salary data to display: too small a sample where $n < 5$ responses with salary data.

Satisfaction - 2018-19



Graduate Activity - 2018-19



Three Year Comparison of Employed Respondents

2018-19

Number of Graduates	8
Number of Respondents	5
Number of Employed Respondents	1
Percentage of Employed Respondents	20%
Number of Respondents Employed in Training Related Occupations	1
Percentage of Respondents Employed in Training Related Occupations	20%

Salary - Last Three Years

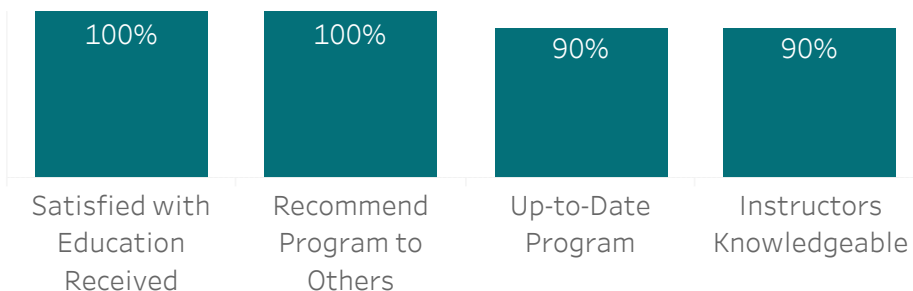


Introduction to Trades

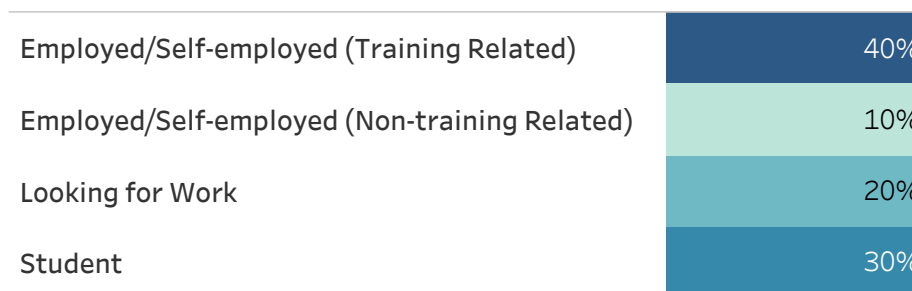
Certificate

This program prepares Indigenous students for entry into RRC trades programs including: Automotive Technician Certificate, Carpentry, Collision Repair and Refinishing, Electrical, Heavy Duty Equipment Mechanic, Manufacturing Technician, Outdoor Power Equipment Technician, Plumbing, Precision Metal Manufacturing, Refrigeration and Air Conditioning Technician, and Welding. An Indigenous perspective is incorporated into the program allowing students to connect with their cultural values, traditions, and beliefs, reinforcing positive cultural identity and enhancing self-esteem and pride.

Satisfaction - 2018-19



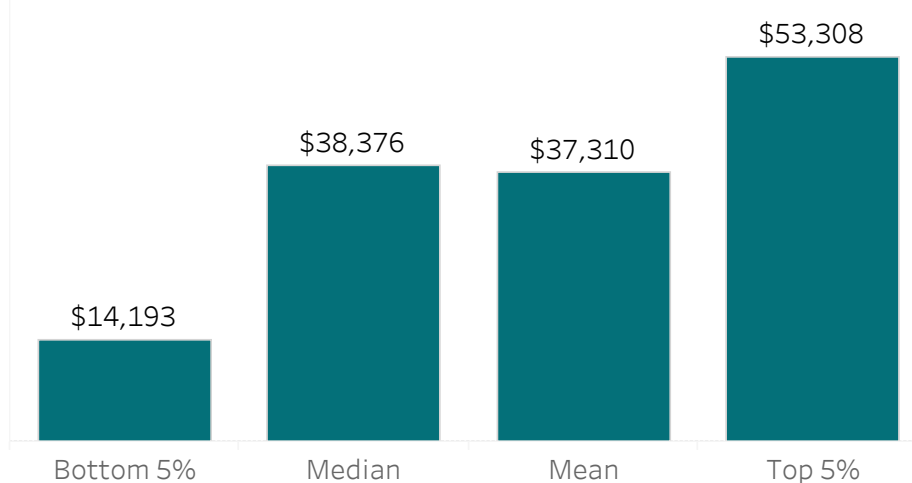
Graduate Activity - 2018-19



Three Year Comparison of Employed Respondents

	2016-17	2017-18	2018-19
Number of Graduates	19	21	19
Number of Respondents	6	14	10
Number of Employed Respondents	5	13	5
Percentage of Employed Respondents	83%	93%	50%
Number of Respondents Employed in Training Related Occupations	2	8	4
Percentage of Respondents Employed in Training Related Occupations	33%	57%	40%

Salary - Last Three Years

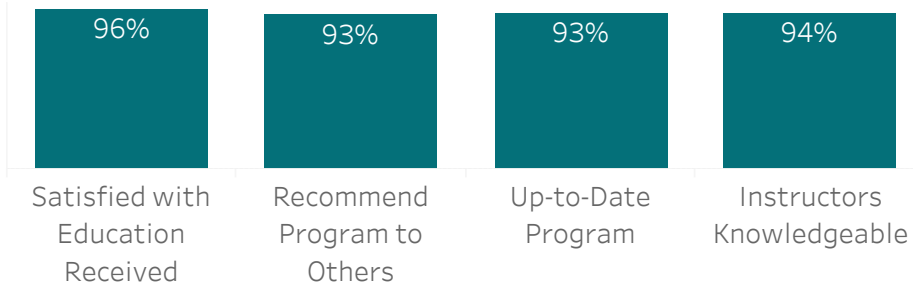




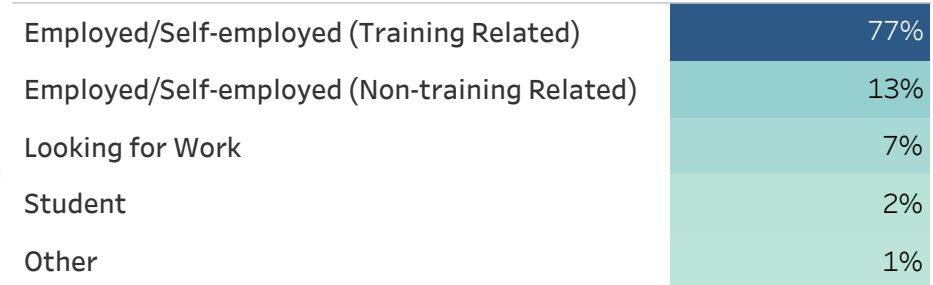
All Programs in Regional Campuses

Red River College Regional Campuses offer full-time diploma and certificate programs across many disciplines focused on skills to meet the needs of industry and communities within their respective regions of Manitoba. Regional Campuses also offer a host of part-time courses and workshops for those looking to gain new skills or to support career advancement. We are excited to work with students, community and industry to support learning needs through our current and customized options to support economic and personal growth.

Satisfaction - 2018-19



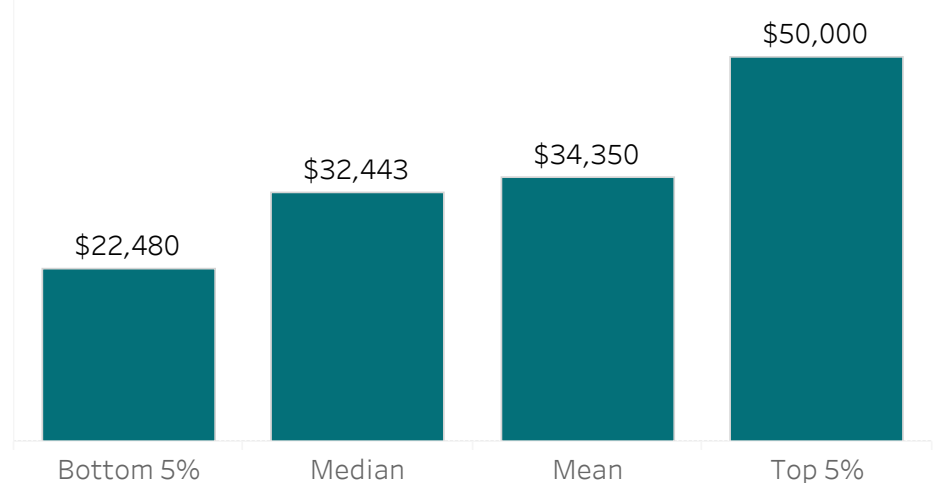
Graduate Activity - 2018-19



Three Year Comparison of Employed Respondents

	2016-17	2017-18	2018-19
Number of Graduates	236	192	203
Number of Respondents	130	139	136
Number of Employed Respondents	118	124	130
Percentage of Employed Respondents	91%	89%	96%
Number of Respondents Employed in Training Related Occupations	102	107	117
Percentage of Respondents Employed in Training Related Occupations	78%	77%	86%

Salary - Last Three Years

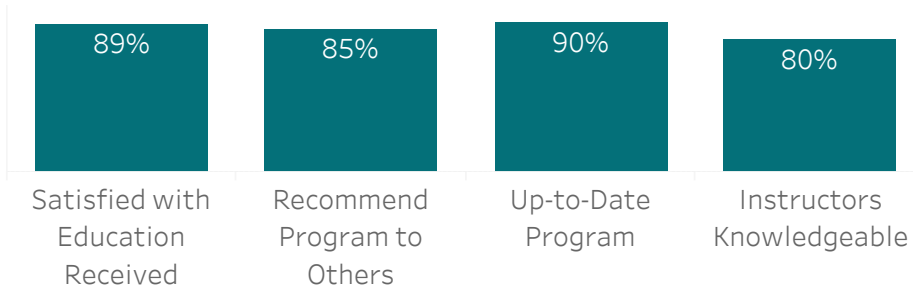




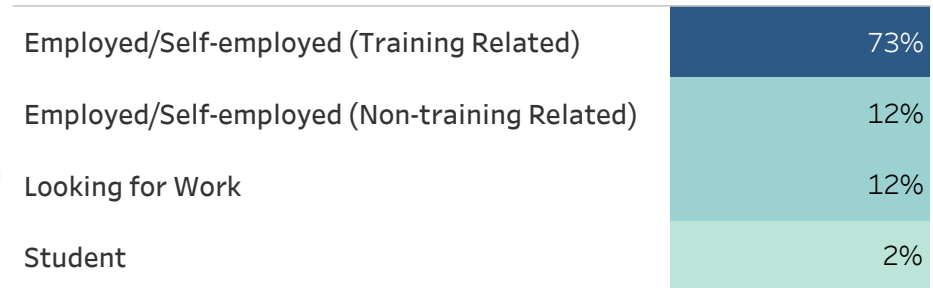
All Programs in Interlake Campus

The Red River College Interlake Campuses (Interlake Campus and Peguis - Fisher River Campus) serve the communities in the Interlake and North Eastman region by providing a variety of community based programs and part-time courses.

Satisfaction - 2018-19



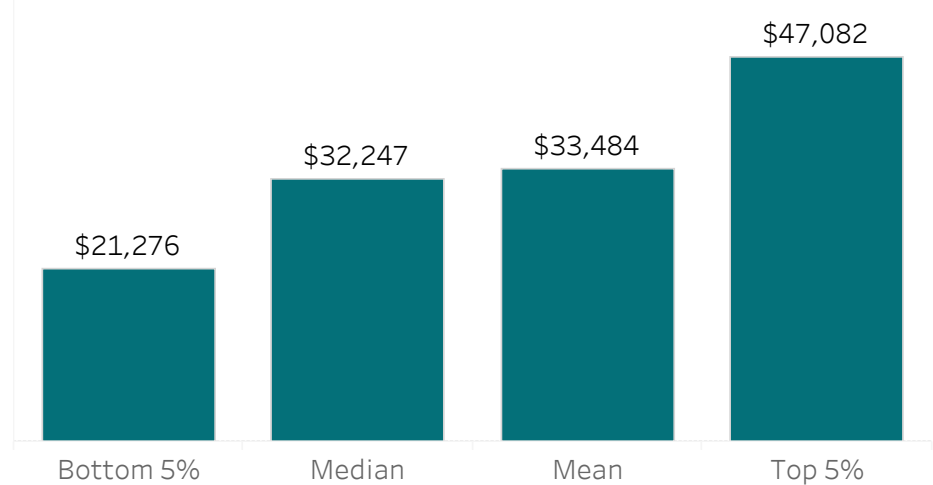
Graduate Activity - 2018-19



Three Year Comparison of Employed Respondents

	2016-17	2017-18	2018-19
Number of Graduates	54	58	31
Number of Respondents	29	38	18
Number of Employed Respondents	27	33	16
Percentage of Employed Respondents	93%	87%	89%
Number of Respondents Employed in Training Related Occupations	23	27	16
Percentage of Respondents Employed in Training Related Occupations	79%	71%	89%

Salary - Last Three Years





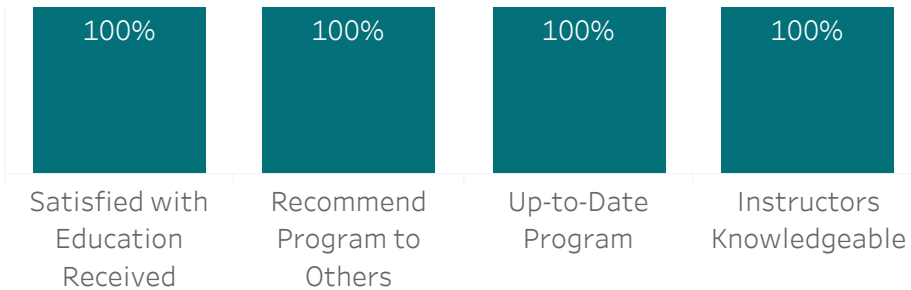
Business, Accounting & Management

Certificate

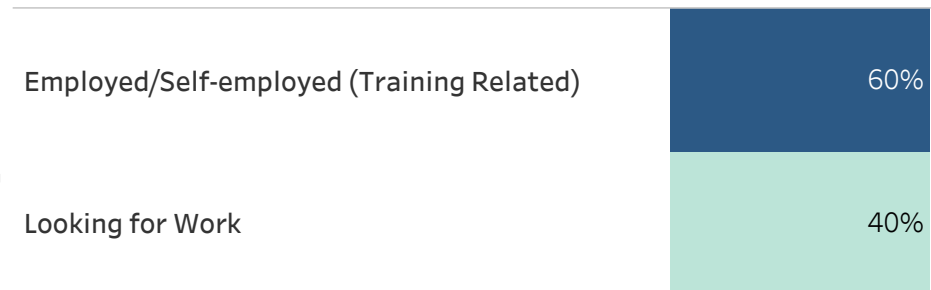
This comprehensive program develops skills in core areas of business and provides up-to-date training in computers, accounting, business writing and human resource management. Students spend nine months on classroom training and then finish with a three-week work placement with a local employer, where they can gain valuable hands-on experience in a business environment. On completion of the program, graduates will be ready for employment in a business/accounting environment.

No salary data to display: too small a sample where $n < 5$ responses with salary data.

Satisfaction - 2018-19



Graduate Activity - 2018-19



Three Year Comparison of Employed Respondents

2018-19

Number of Graduates	6
Number of Respondents	5
Number of Employed Respondents	3
Percentage of Employed Respondents	60%
Number of Respondents Employed in Training Related Occupations	3
Percentage of Respondents Employed in Training Related Occupations	60%

Salary - Last Three Years

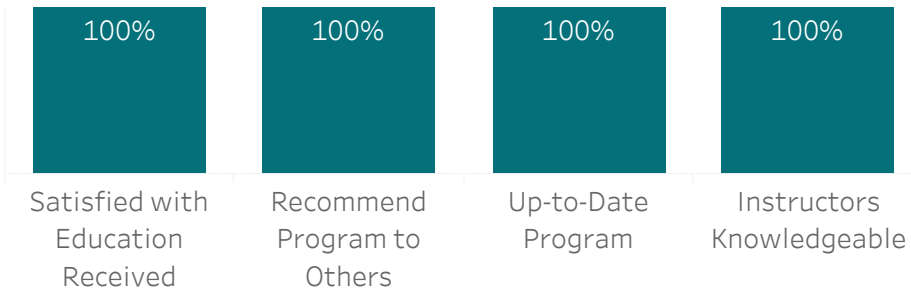


Educational Assistant Certificate


Certificate

Graduates of this program are prepared for a career working with students in an educational setting to support the work of the teachers and clinicians. There is a focus on a variety of relevant topics ranging from inclusive education and learner characteristics to supporting the learning environment, managing behavior, and professionalism.

Satisfaction - 2018-19



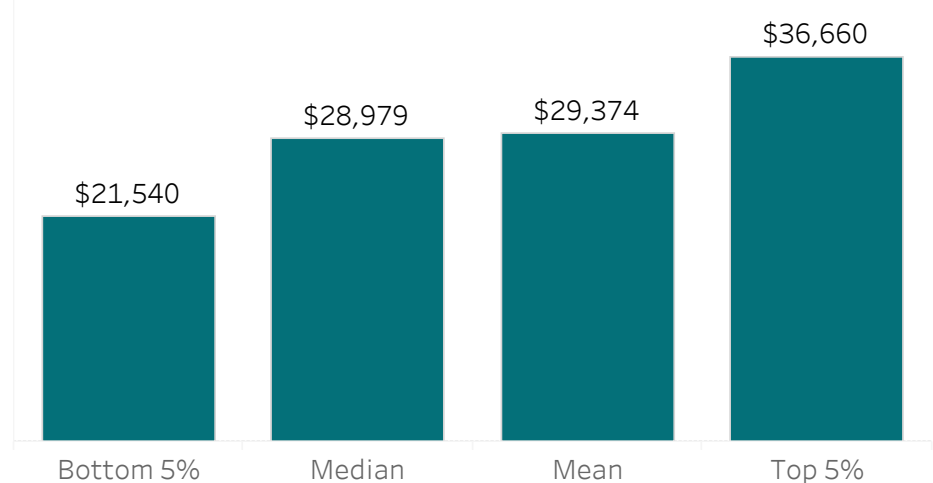
Graduate Activity - 2018-19



Three Year Comparison of Employed Respondents

	2016-17	2017-18	2018-19
Number of Graduates	16	21	9
Number of Respondents	11	17	5
Number of Employed Respondents	10	16	5
Percentage of Employed Respondents	91%	94%	100%
Number of Respondents Employed in Training Related Occupations	9	12	5
Percentage of Respondents Employed in Training Related Occupations	82%	71%	100%

Salary - Last Three Years

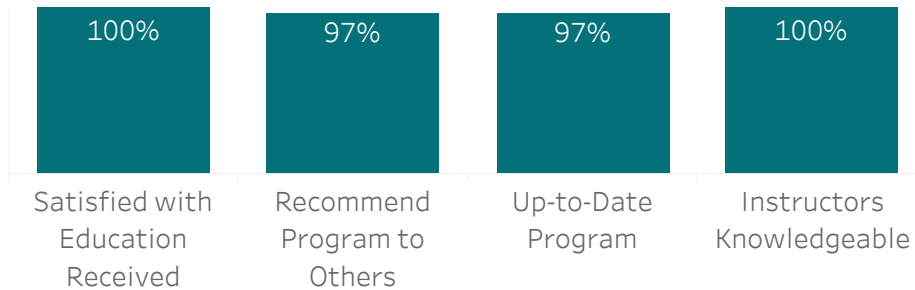




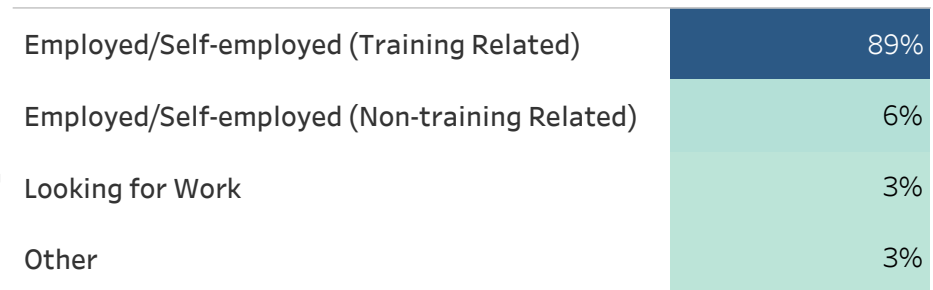
All Programs in Portage Campus

The RRC Portage Campus offers a broad range of full-time diploma and certificate programs, as well as part-time courses and workshops to students living in the central plains region of Manitoba.

Satisfaction - 2018-19



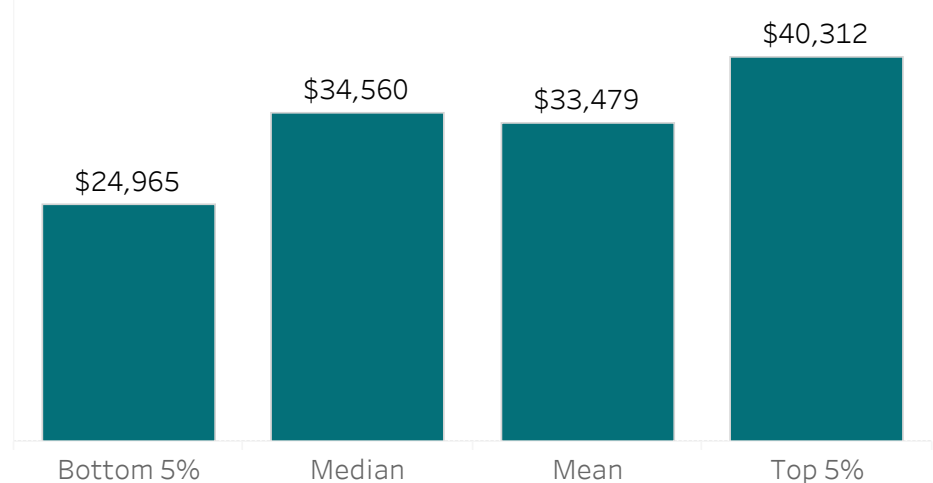
Graduate Activity - 2018-19



Three Year Comparison of Employed Respondents

	2016-17	2017-18	2018-19
Number of Graduates	32	31	36
Number of Respondents	15	21	32
Number of Employed Respondents	11	16	30
Percentage of Employed Respondents	73%	76%	94%
Number of Respondents Employed in Training Related Occupations	10	15	29
Percentage of Respondents Employed in Training Related Occupations	67%	71%	91%

Salary - Last Three Years



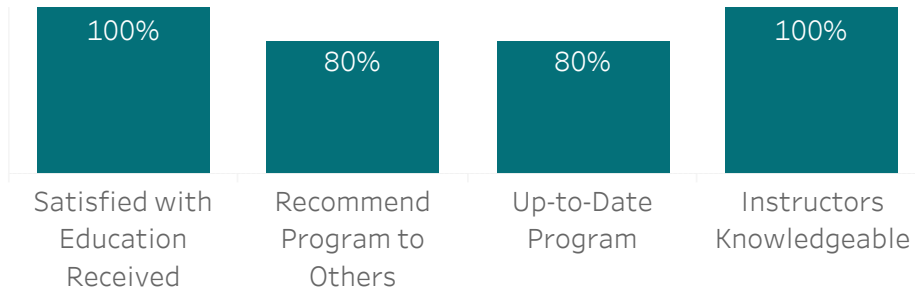


Administrative Assistant

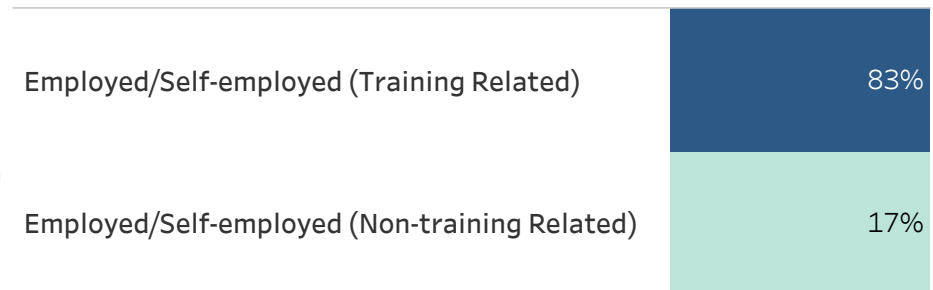
Certificate

This program focuses on the administrative and technical skills needed to meet the demands of the current and emerging office environment. The program provides both the theory and practice for success in an entry-level administrative position. After successful completion of the program graduates will be knowledgeable in business office software, administrative procedures, communication, teamwork, and problem-solving.

Satisfaction - 2018-19



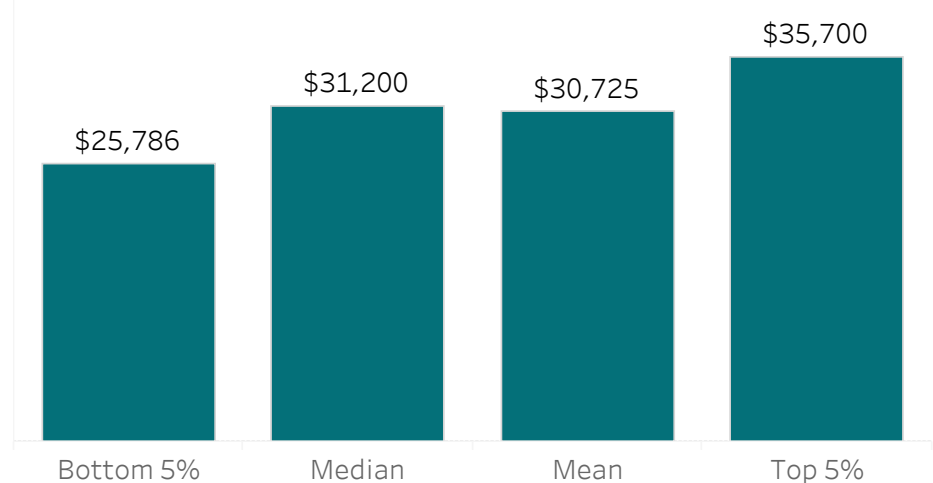
Graduate Activity - 2018-19



Three Year Comparison of Employed Respondents

	2017-18	2018-19
Number of Graduates	5	6
Number of Respondents	3	6
Number of Employed Respondents	2	6
Percentage of Employed Respondents	67%	100%
Number of Respondents Employed in Training Related Occupations	2	5
Percentage of Respondents Employed in Training Related Occupations	67%	83%

Salary - Last Three Years



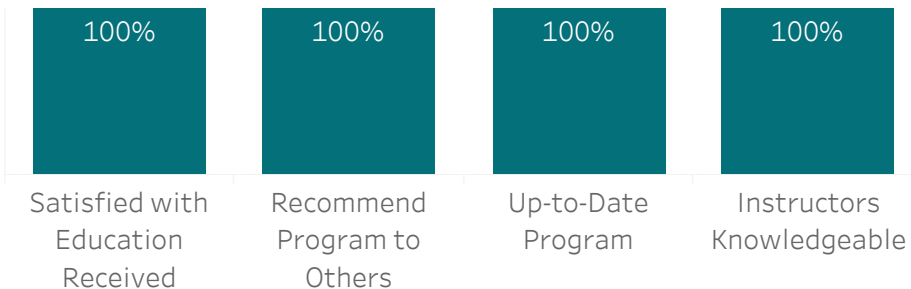


Early Childhood Education - Workplace

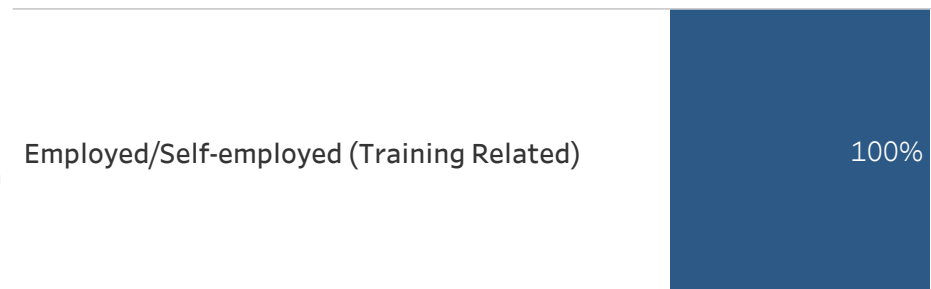
Diploma

This is an accelerated program in which students attend classes two full days per week and work at their centre the other three days. The practicum is completed in the workplace. To apply to this program, an applicant must be currently employed, and have a minimum of one year of full-time employment, in a licensed early learning and child care centre (infant, preschool, or school age), licensed family child care home, or an approved alternate. Upon successful completion of the program graduates will be able to competently plan learning experiences that stimulate the intellectual, physical, emotional, and social development of young children.

Satisfaction - 2018-19



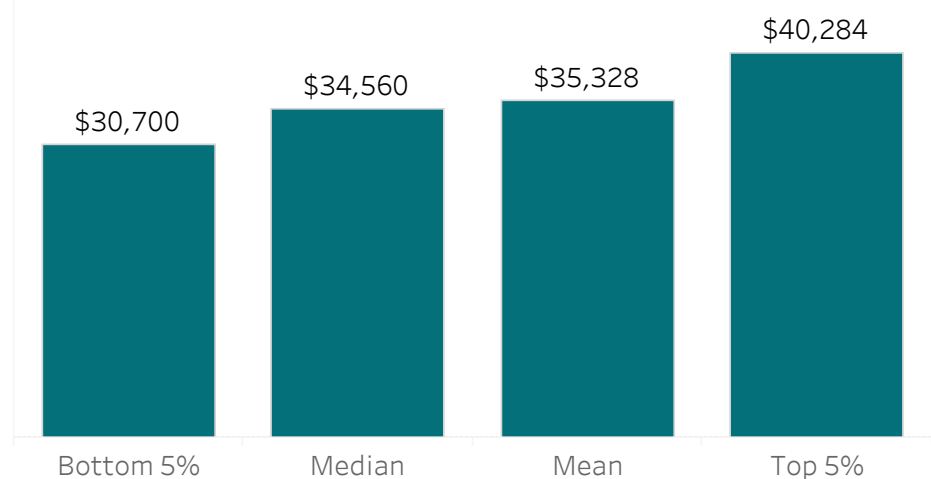
Graduate Activity - 2018-19



Three Year Comparison of Employed Respondents

	2018-19
Number of Graduates	8
Number of Respondents	8
Number of Employed Respondents	8
Percentage of Employed Respondents	100%
Number of Respondents Employed in Training Related Occupations	8
Percentage of Respondents Employed in Training Related Occupations	100%

Salary - Last Three Years



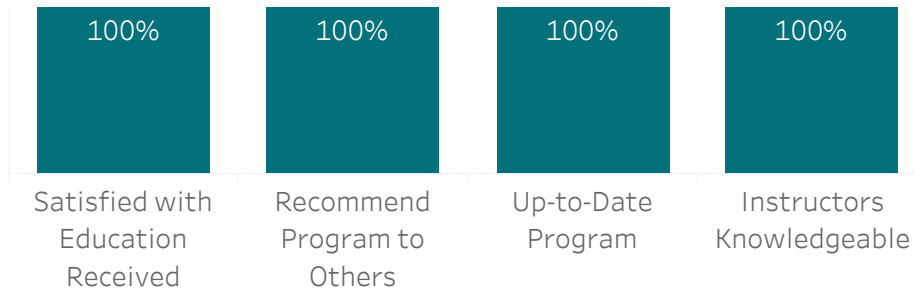


Health Care Aide


Certificate

This program develops the knowledge and skills needed to become a health care worker who, under the supervision of a nurse, assists hospital patients, personal care home residents, or home care clients. Health care aides help people to remain independent by assisting them with their physical, emotional, and social needs and their daily activities.

Satisfaction - 2018-19



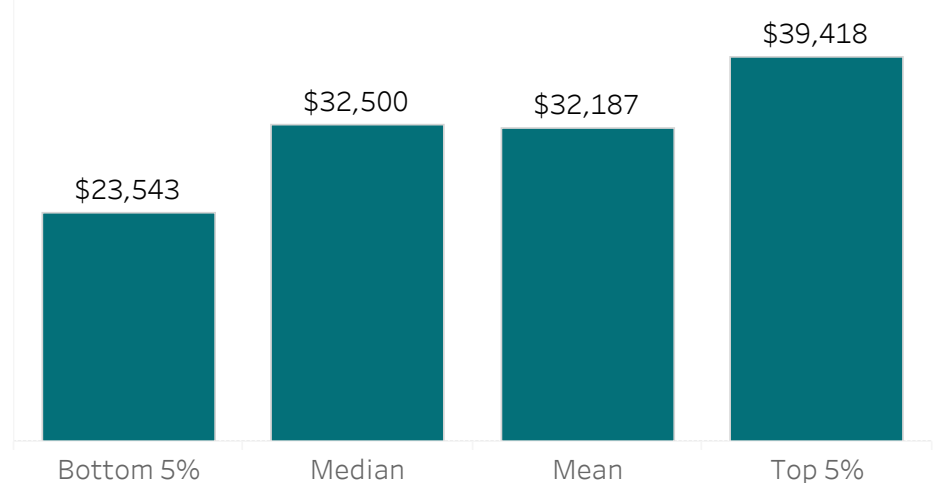
Graduate Activity - 2018-19



Three Year Comparison of Employed Respondents

	2016-17	2017-18	2018-19
Number of Graduates	27	23	12
Number of Respondents	13	15	9
Number of Employed Respondents	9	11	9
Percentage of Employed Respondents	69%	73%	100%
Number of Respondents Employed in Training Related Occupations	8	11	9
Percentage of Respondents Employed in Training Related Occupations	62%	73%	100%

Salary - Last Three Years

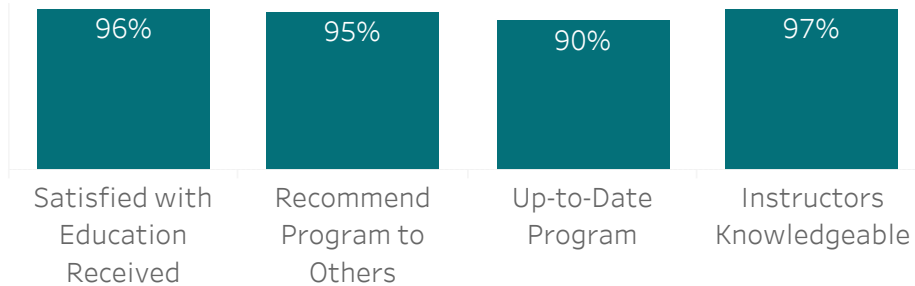




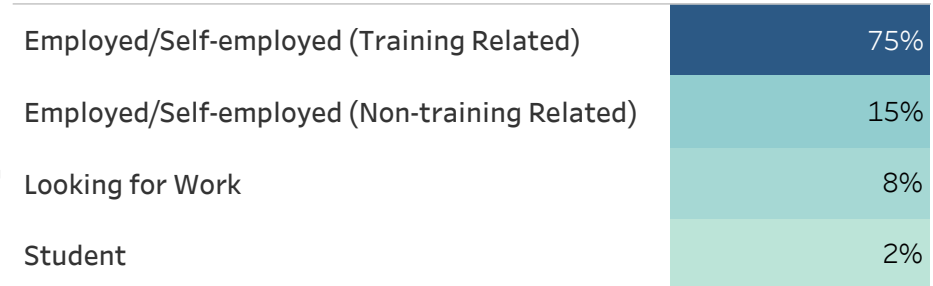
All Programs in Steinbach Campus

RRC's Steinbach Campus offers a broad range of education and training opportunities in business, health care, and education.

Satisfaction - 2018-19



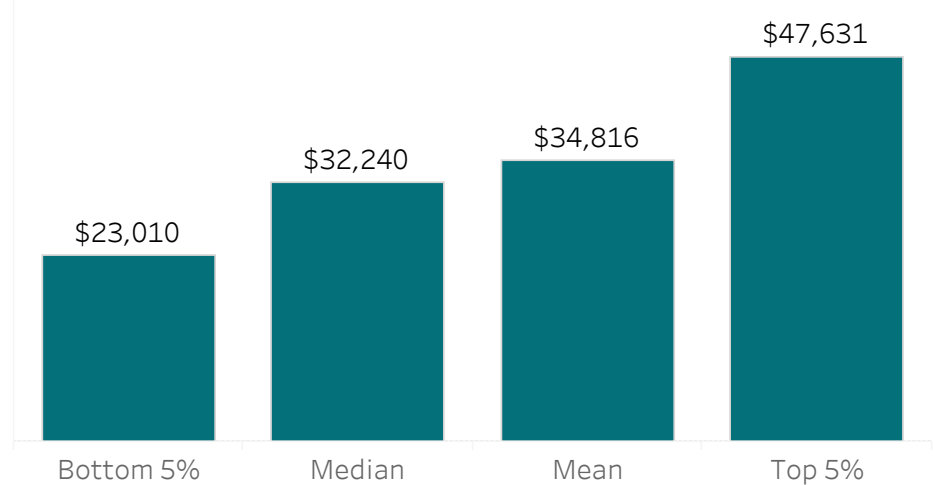
Graduate Activity - 2018-19



Three Year Comparison of Employed Respondents

	2016-17	2017-18	2018-19
Number of Graduates	60	42	64
Number of Respondents	38	32	42
Number of Employed Respondents	35	28	41
Percentage of Employed Respondents	92%	88%	98%
Number of Respondents Employed in Training Related Occupations	33	24	35
Percentage of Respondents Employed in Training Related Occupations	87%	75%	83%

Salary - Last Three Years



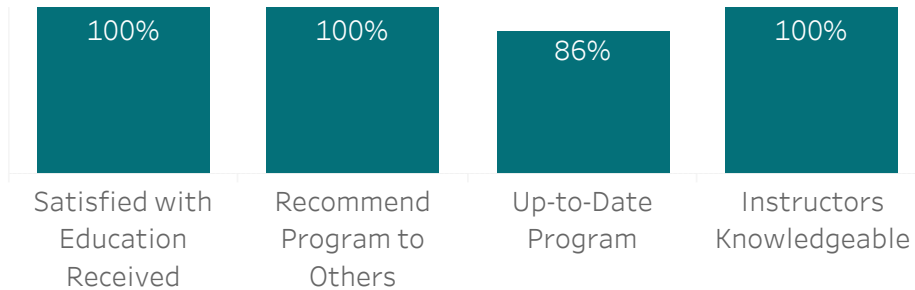


Administrative Assistant

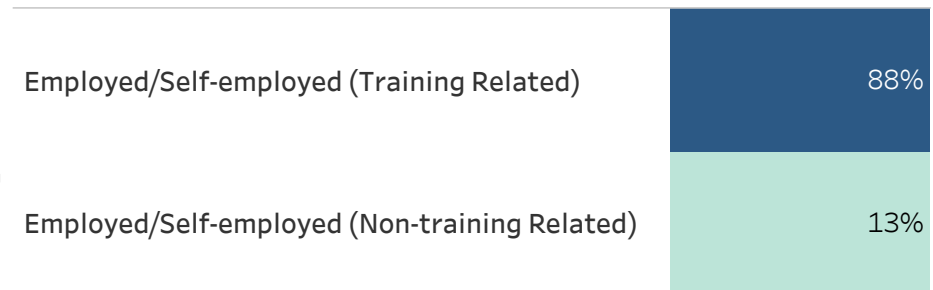
Certificate

This program focuses on the administrative and technical skills needed to meet the demands of the current and emerging office environment. The program provides both the theory and practice for success in an entry-level administrative position. After successful completion of the program graduates will be knowledgeable in business office software, administrative procedures, communication, teamwork, and problem-solving.

Satisfaction - 2018-19



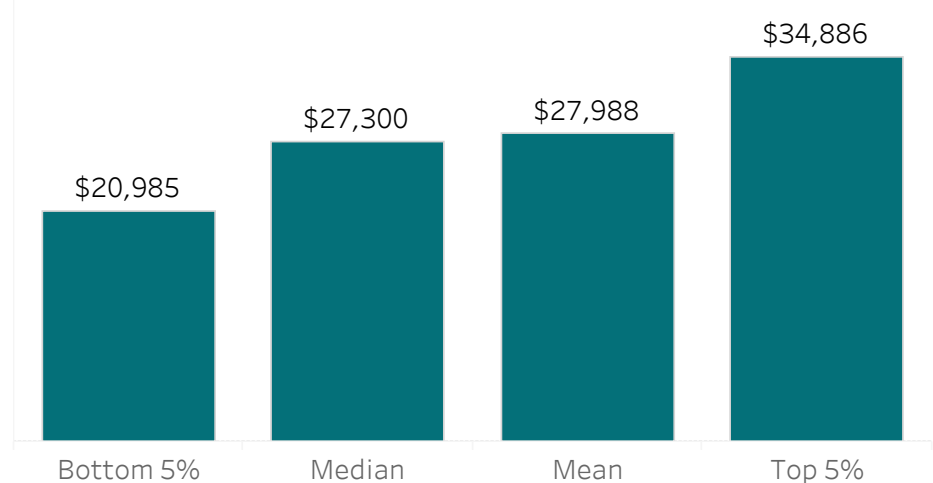
Graduate Activity - 2018-19



Three Year Comparison of Employed Respondents

	2016-17	2017-18	2018-19
Number of Graduates	13	7	11
Number of Respondents	8	5	8
Number of Employed Respondents	8	4	8
Percentage of Employed Respondents	100%	80%	100%
Number of Respondents Employed in Training Related Occupations	7	4	7
Percentage of Respondents Employed in Training Related Occupations	88%	80%	88%

Salary - Last Three Years



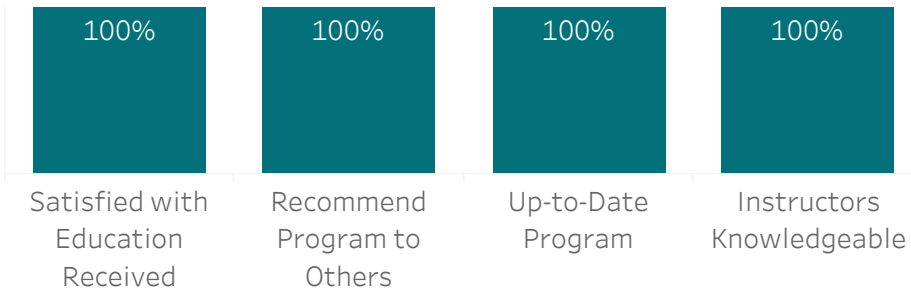


Business Administration - Accounting

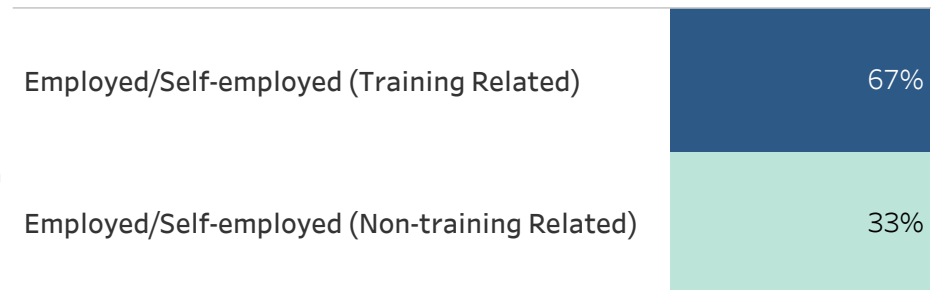
Diploma

This program prepares graduates for a variety of careers in business and management. This major is recommended for students interested in pursuing a professional accounting designation.

Satisfaction - 2018-19



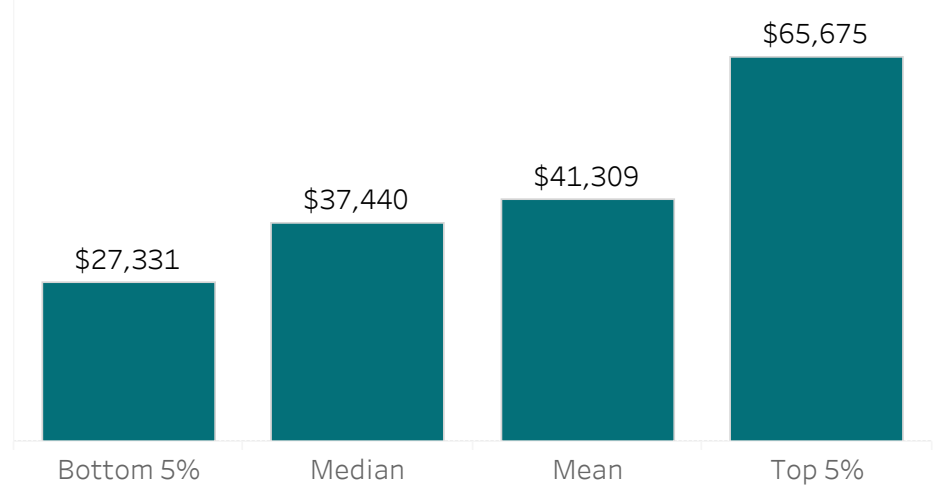
Graduate Activity - 2018-19



Three Year Comparison of Employed Respondents

	2016-17	2017-18	2018-19
Number of Graduates	5	13	10
Number of Respondents	5	11	6
Number of Employed Respondents	4	11	6
Percentage of Employed Respondents	80%	100%	100%
Number of Respondents Employed in Training Related Occupations	4	9	4
Percentage of Respondents Employed in Training Related Occupations	80%	82%	67%

Salary - Last Three Years



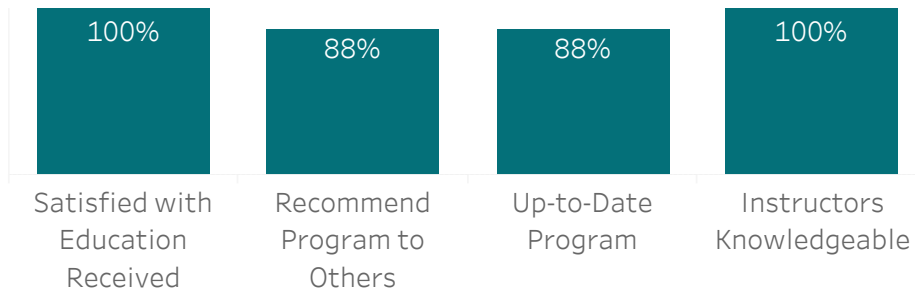


Business, Accounting & Management

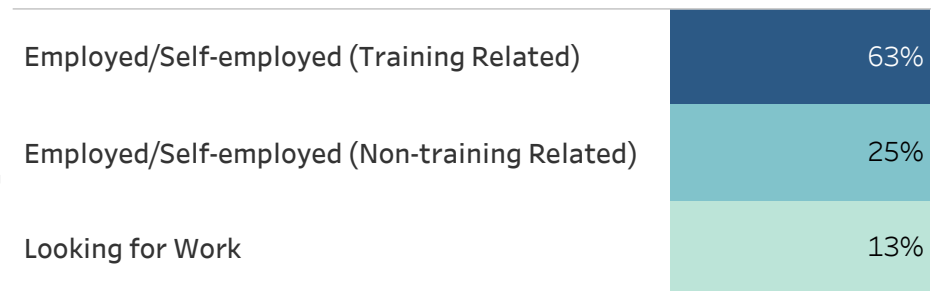
Certificate

This comprehensive program develops skills in core areas of business and provides up-to-date training in computers, accounting, business writing and human resource management. Students spend nine months on classroom training and then finish with a three-week work placement with a local employer, where they can gain valuable hands-on experience in a business environment. On completion of the program, graduates will be ready for employment in a business/accounting environment.

Satisfaction - 2018-19



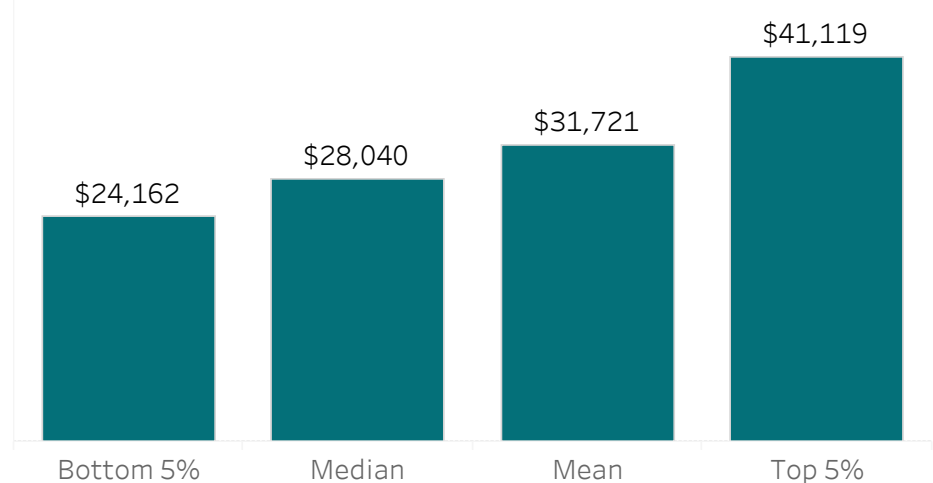
Graduate Activity - 2018-19



Three Year Comparison of Employed Respondents

	2016-17	2017-18	2018-19
Number of Graduates	9	6	10
Number of Respondents	3	4	8
Number of Employed Respondents	2	4	7
Percentage of Employed Respondents	67%	100%	88%
Number of Respondents Employed in Training Related Occupations	2	3	5
Percentage of Respondents Employed in Training Related Occupations	67%	75%	63%

Salary - Last Three Years



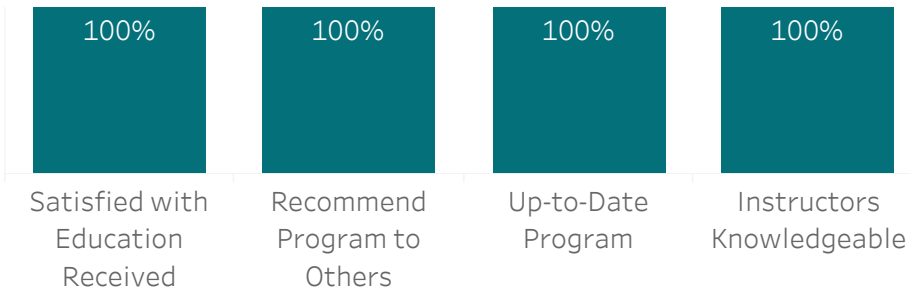


Early Childhood Education Workplace

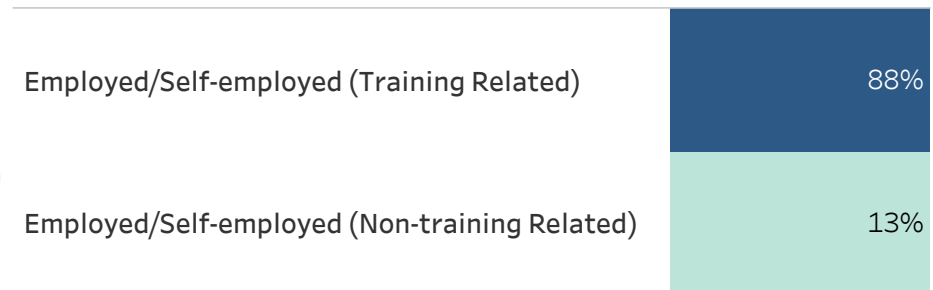
Diploma

The program integrates the knowledge and experience of employed Child Care Assistants in providing quality childcare in the community. This is an accelerated program in which students attend classes two full days per week and work at their centre the other three days. Graduates will be able to competently plan learning experiences that stimulate the intellectual, physical, emotional, and social development of young children.

Satisfaction - 2018-19



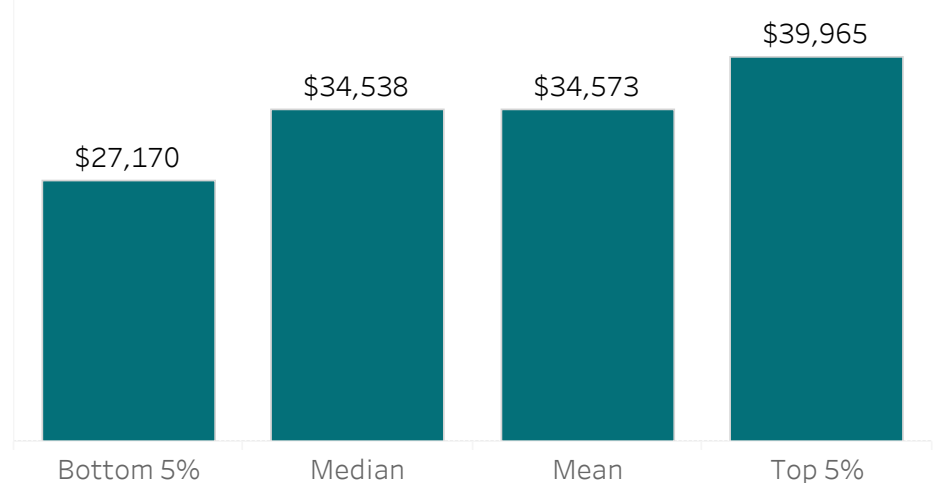
Graduate Activity - 2018-19



Three Year Comparison of Employed Respondents

	2016-17	2018-19
Number of Graduates	12	10
Number of Respondents	8	8
Number of Employed Respondents	8	8
Percentage of Employed Respondents	100%	100%
Number of Respondents Employed in Training Related Occupations	8	7
Percentage of Respondents Employed in Training Related Occupations	100%	88%

Salary - Last Three Years



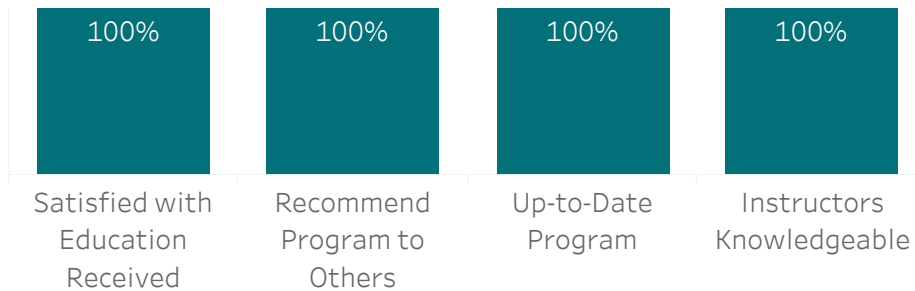


Health Care Aide

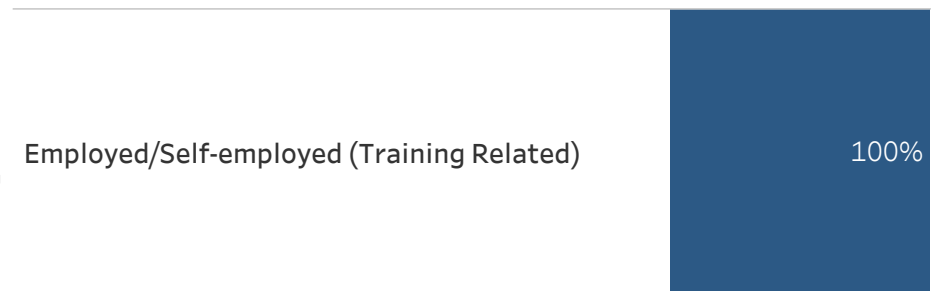
Certificate

This program develops the knowledge and skills needed to become a health care worker who, under the supervision of a nurse, assists hospital patients, personal care home residents, or home care clients. Health care aides help people to remain independent by assisting them with their physical, emotional, and social needs and their daily activities.

Satisfaction - 2018-19



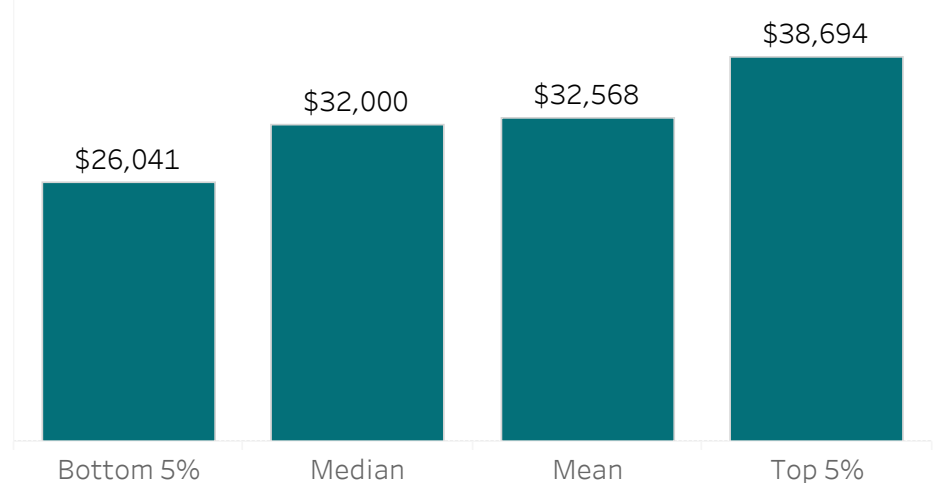
Graduate Activity - 2018-19



Three Year Comparison of Employed Respondents

	2016-17	2017-18	2018-19
Number of Graduates	17	13	12
Number of Respondents	11	9	8
Number of Employed Respondents	10	8	8
Percentage of Employed Respondents	91%	89%	100%
Number of Respondents Employed in Training Related Occupations	10	7	8
Percentage of Respondents Employed in Training Related Occupations	91%	78%	100%

Salary - Last Three Years

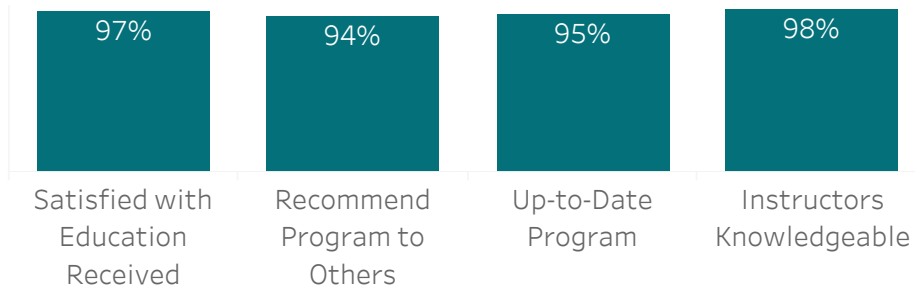




All Programs in Winkler Campus

Winkler Campus provides several full-time programs related to Business, and Community Services, as well as a wide variety of part-time courses.

Satisfaction - 2018-19



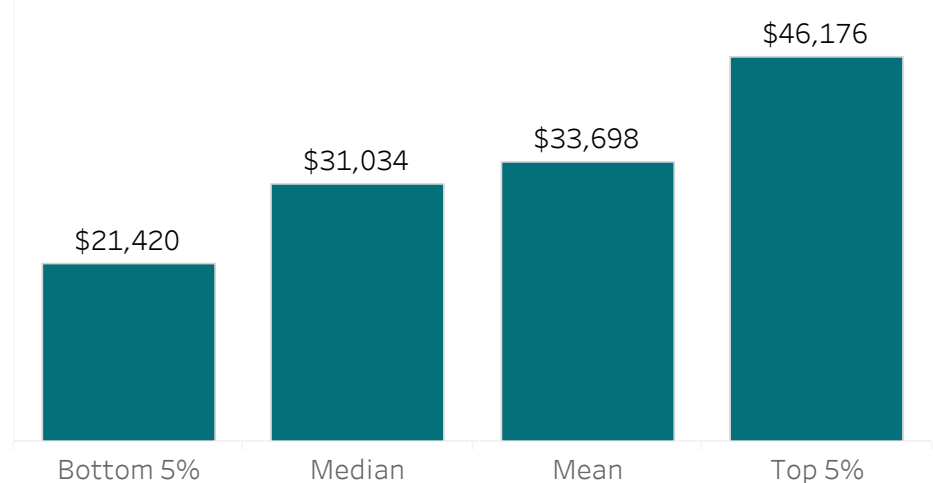
Three Year Comparison of Employed Respondents

	2016-17	2017-18	2018-19
Number of Graduates	81	56	67
Number of Respondents	43	45	43
Number of Employed Respondents	40	44	42
Percentage of Employed Respondents	93%	98%	98%
Number of Respondents Employed in Training Related Occupations	31	38	36
Percentage of Respondents Employed in Training Related Occupations	72%	84%	84%

Graduate Activity - 2018-19

Employed/Self-employed (Training Related)	78%
Employed/Self-employed (Non-training Related)	18%
Student	2%
Other	2%

Salary - Last Three Years



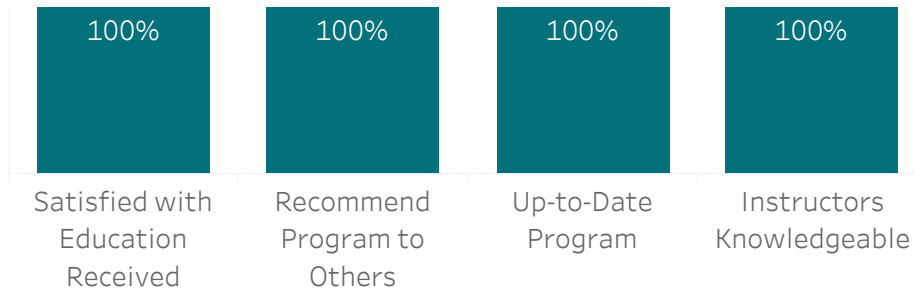


Administrative Assistant

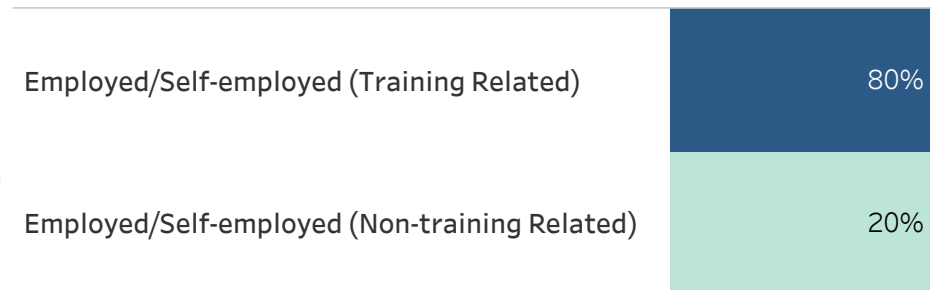
Certificate

This program focuses on the administrative and technical skills needed to meet the demands of the current and emerging office environment. The program provides both the theory and practice for success in an entry-level administrative position. After successful completion of the program graduates will be knowledgeable in business office software, administrative procedures, communication, teamwork, and problem-solving.

Satisfaction - 2018-19



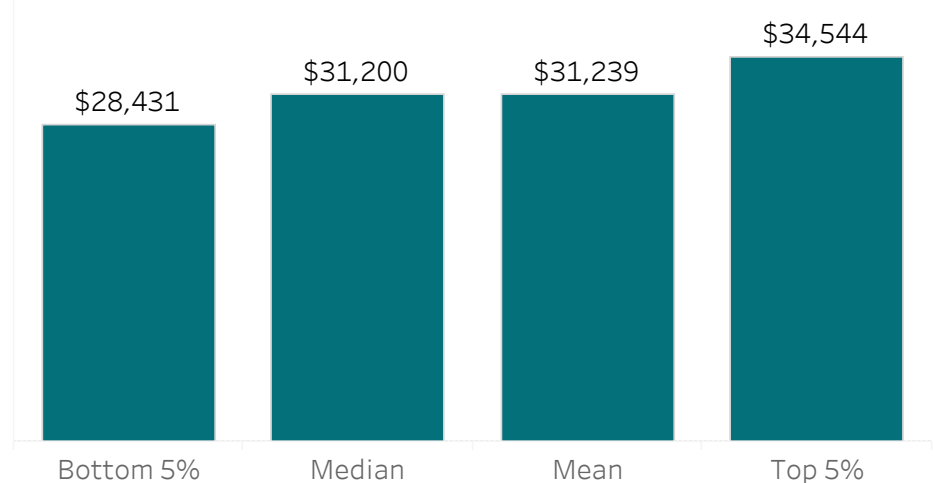
Graduate Activity - 2018-19



Three Year Comparison of Employed Respondents

	2016-17	2017-18	2018-19
Number of Graduates	12	4	8
Number of Respondents	8	3	5
Number of Employed Respondents	7	3	5
Percentage of Employed Respondents	88%	100%	100%
Number of Respondents Employed in Training Related Occupations	6	3	4
Percentage of Respondents Employed in Training Related Occupations	75%	100%	80%

Salary - Last Three Years



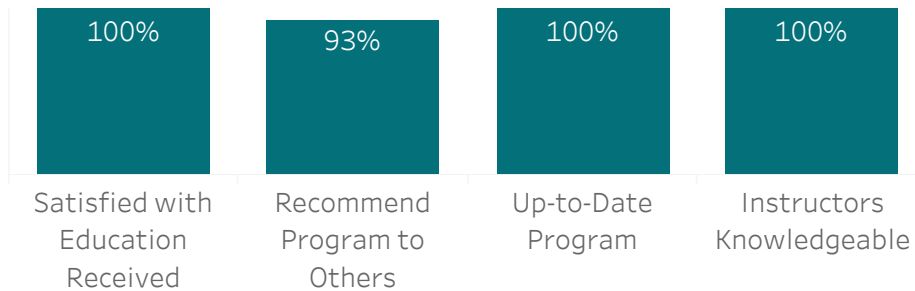


Educational Assistant

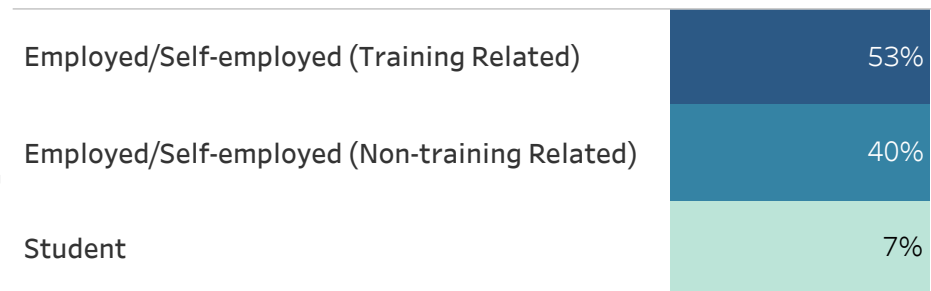
Certificate

Graduates of this program are prepared for a career working with students in an educational setting to support the work of the teachers and clinicians. There is a focus on a variety of relevant topics ranging from inclusive education and learner characteristics to supporting the learning environment, managing behavior, and professionalism.

Satisfaction - 2018-19



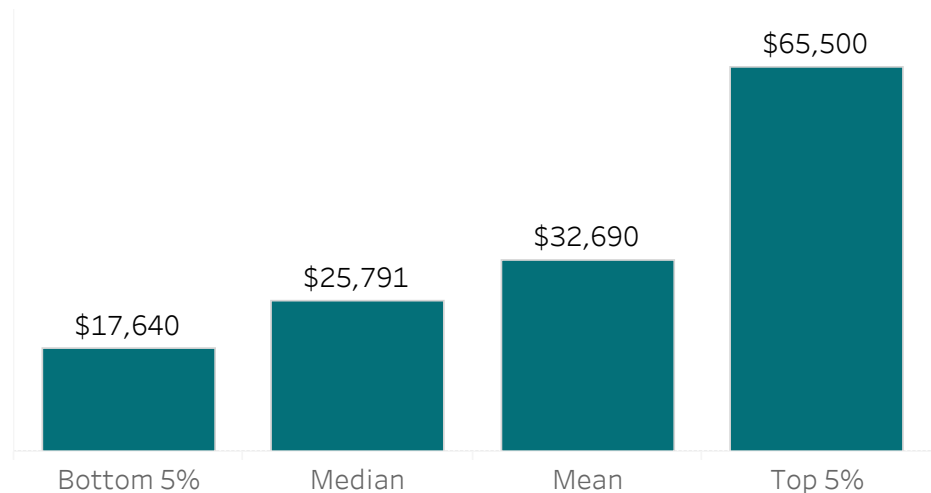
Graduate Activity - 2018-19



Three Year Comparison of Employed Respondents

	2016-17	2017-18	2018-19
Number of Graduates	14	19	18
Number of Respondents	11	16	13
Number of Employed Respondents	11	16	12
Percentage of Employed Respondents	100%	100%	92%
Number of Respondents Employed in Training Related Occupations	7	12	8
Percentage of Respondents Employed in Training Related Occupations	64%	75%	62%

Salary - Last Three Years



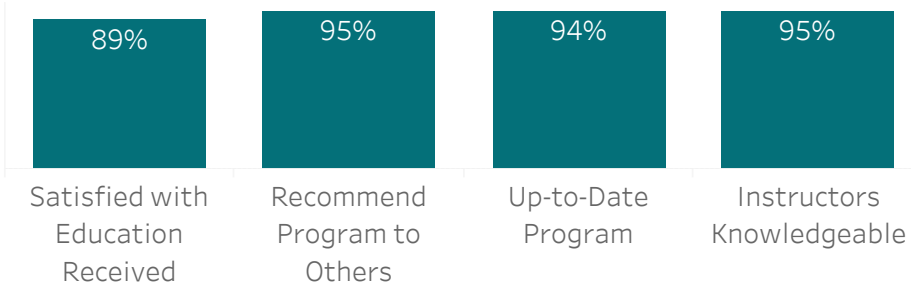


Health Care Aide


Certificate

This program develops the knowledge and skills needed to become a health care worker who, under the supervision of a nurse, assists hospital patients, personal care home residents, or home care clients. Health care aides help people to remain independent by assisting them with their physical, emotional, and social needs and their daily activities.

Satisfaction - 2018-19



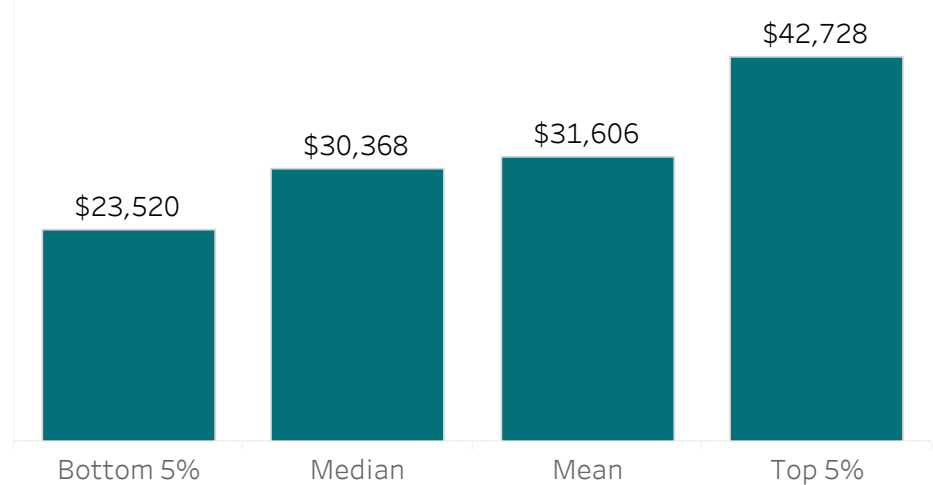
Graduate Activity - 2018-19



Three Year Comparison of Employed Respondents

	2016-17	2017-18	2018-19
Number of Graduates	38	25	26
Number of Respondents	15	18	19
Number of Employed Respondents	14	17	19
Percentage of Employed Respondents	93%	94%	100%
Number of Respondents Employed in Training Related Occupations	12	17	19
Percentage of Respondents Employed in Training Related Occupations	80%	94%	100%

Salary - Last Three Years

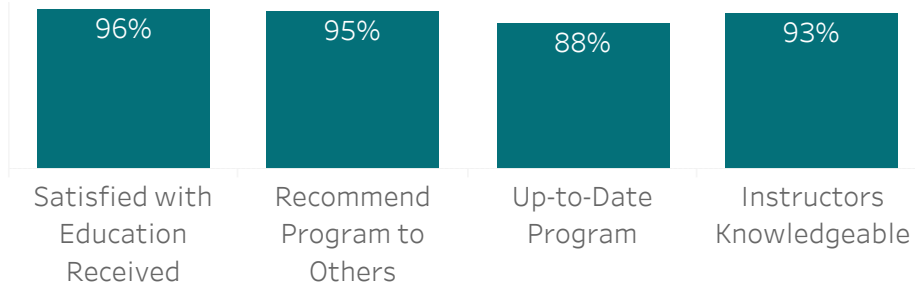




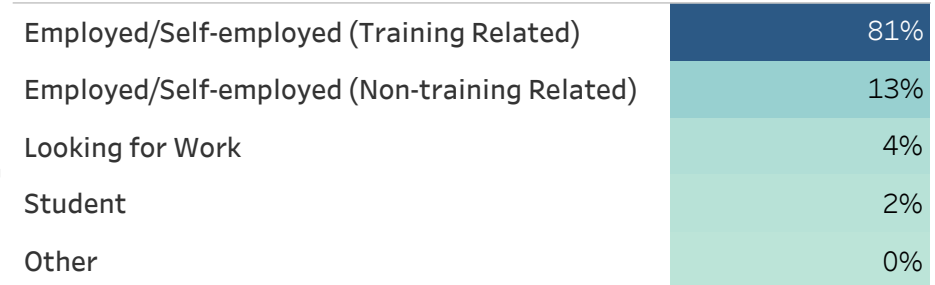
All Programs in Skilled Trades & Technology

Skilled Trades & Technology comprises six divisions: Civil Engineering Technology, Construction Trades, Electrical/Electronics and Electrical, Mechanical & Manufacturing, Stevenson Aviation & Aerospace Training, and Transportation & Heavy Apprenticeship Trades. The School provides trades, technology, and apprenticeship education and occupational training to support the Manitoba economy and infrastructure at certificate, diploma, post diploma, and degree levels.

Satisfaction - 2018-19



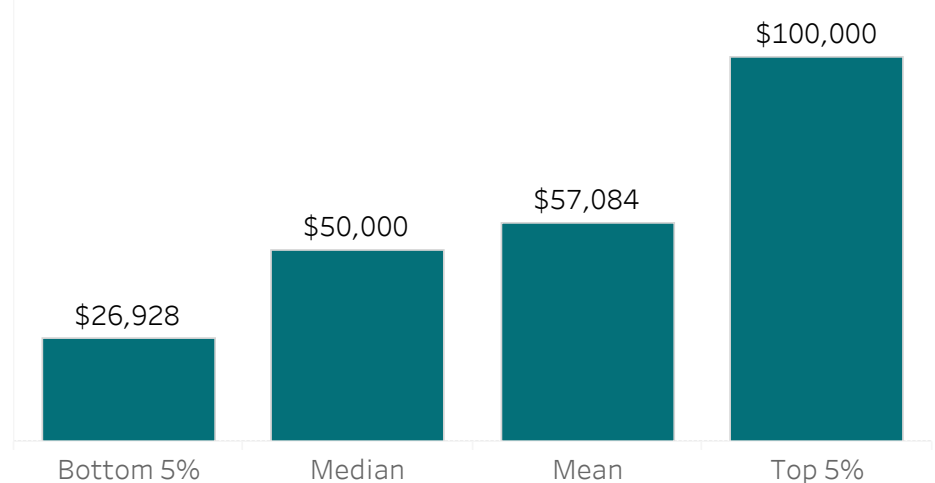
Graduate Activity - 2018-19



Three Year Comparison of Employed Respondents

	2016-17	2017-18	2018-19
Number of Graduates	1,897	1,776	1,725
Number of Respondents	654	799	727
Number of Employed Respondents	570	750	685
Percentage of Employed Respondents	87%	94%	94%
Number of Respondents Employed in Training Related Occupations	484	658	597
Percentage of Respondents Employed in Training Related Occupations	74%	82%	82%

Salary - Last Three Years

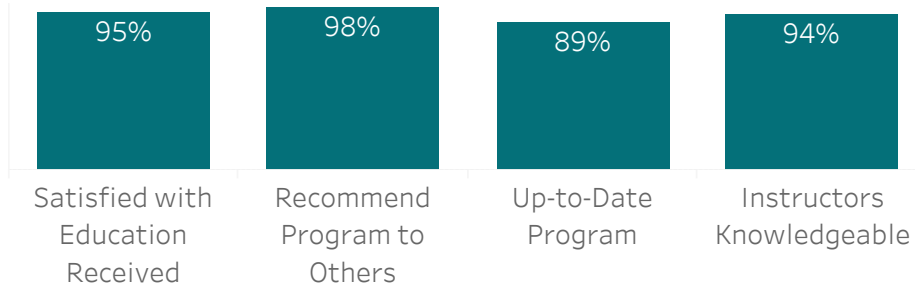




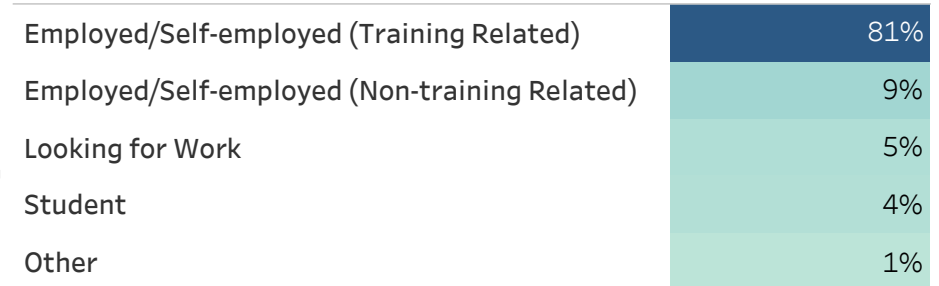
All Programs in Civil Engineering Technology

Students in Civil Engineering programs learn about the design, construction, and maintenance of physical and naturally built environments, such as, roads, water supply, infrastructure projects and systems.

Satisfaction - 2018-19



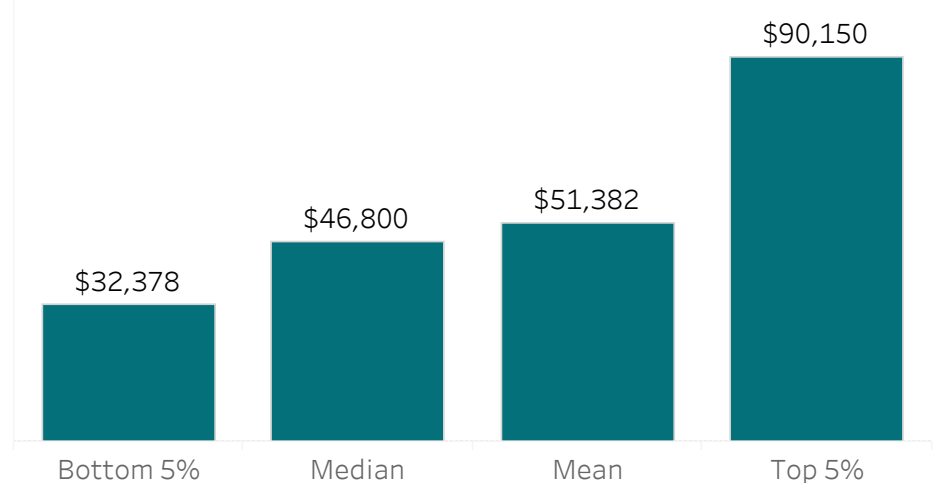
Graduate Activity - 2018-19



Three Year Comparison of Employed Respondents

	2016-17	2017-18	2018-19
Number of Graduates	148	184	156
Number of Respondents	72	118	99
Number of Employed Respondents	62	110	92
Percentage of Employed Respondents	86%	93%	93%
Number of Respondents Employed in Training Related Occupations	50	99	84
Percentage of Respondents Employed in Training Related Occupations	69%	84%	85%

Salary - Last Three Years



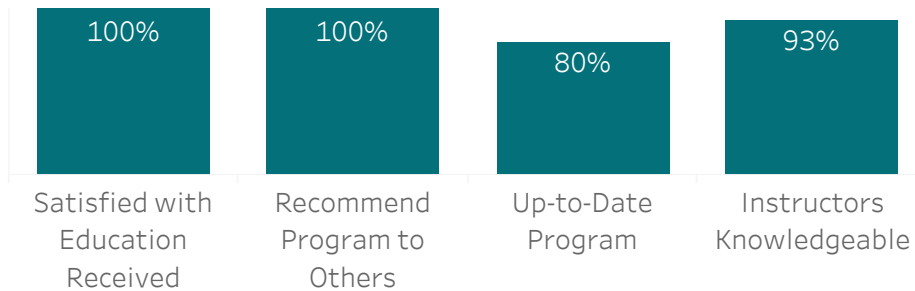


Architectural/Engineering Technology

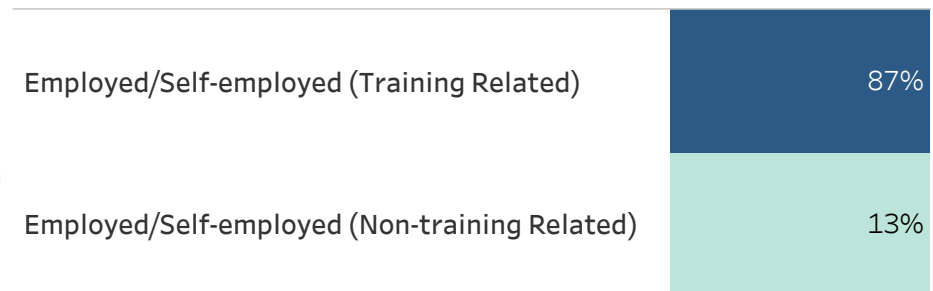
Diploma

This program trains students in the principles and applications of engineering and architectural construction systems. This is a Co-operative Education program that integrates related on-the-job training with classroom theory by alternating terms of paid employment and academic study. Graduates can find careers in architectural systems & design, building systems engineering & design, computer assisted design and drafting, site inspection and supervision, construction administration and project management, technical sales and support, and building sciences and environmental systems. **Note:** A preliminary year of Civil Engineering Technology studies is required.

Satisfaction - 2018-19



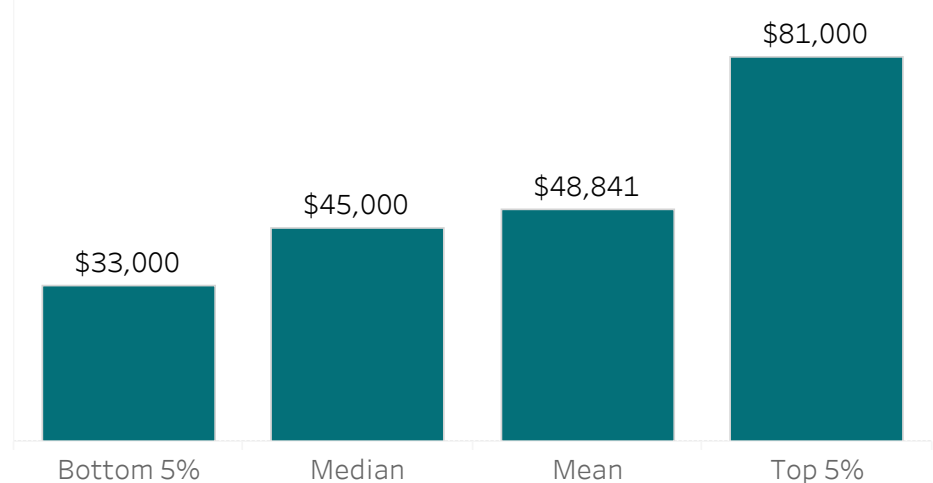
Graduate Activity - 2018-19



Three Year Comparison of Employed Respondents

	2016-17	2017-18	2018-19
Number of Graduates	19	19	18
Number of Respondents	13	14	15
Number of Employed Respondents	8	14	15
Percentage of Employed Respondents	62%	100%	100%
Number of Respondents Employed in Training Related Occupations	7	13	13
Percentage of Respondents Employed in Training Related Occupations	54%	93%	87%

Salary - Last Three Years



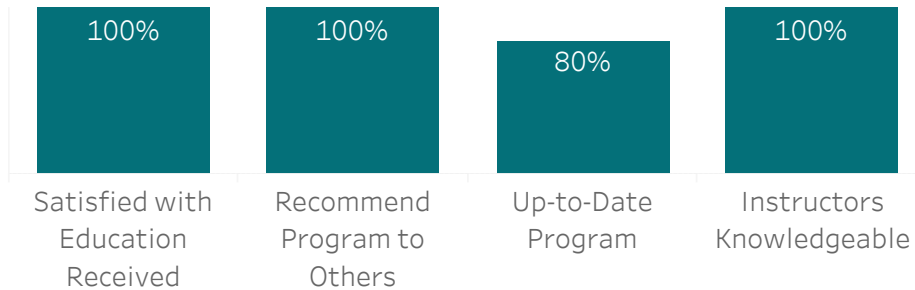


Building Design Technology

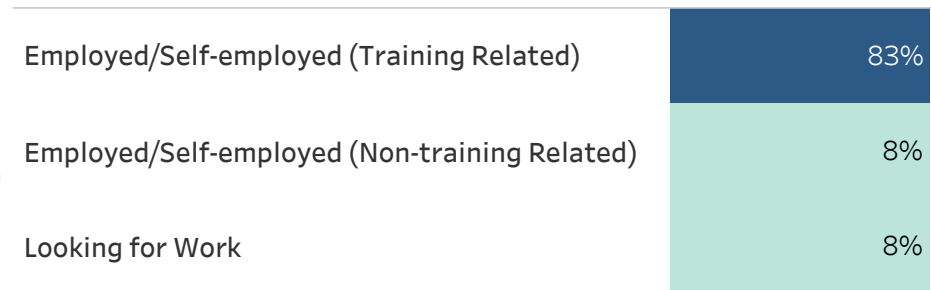
Diploma

This program equips students with expertise in the latest technologies related to engineering construction systems. This is a Co-operative Education program that integrates related on-the-job training with classroom theory by alternating terms of paid employment and academic study. Graduates are prepared for careers in CAD (computer aided drafting), design and construction of building systems, site inspection and supervision, contract administration and project coordination, technical sales and support, and building sciences. **Note:** A preliminary year of Civil Engineering Technology studies is required.

Satisfaction - 2018-19



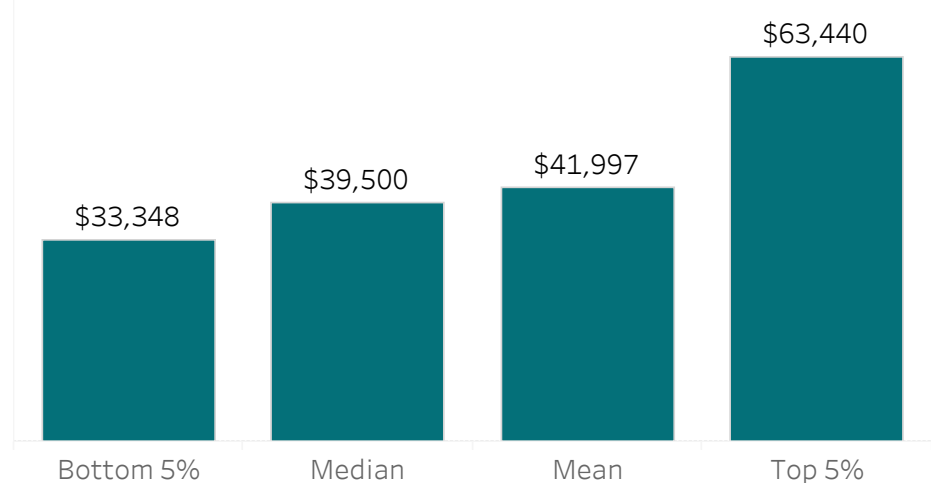
Graduate Activity - 2018-19



Three Year Comparison of Employed Respondents

	2016-17	2017-18	2018-19
Number of Graduates	10	12	24
Number of Respondents	5	10	12
Number of Employed Respondents	5	10	11
Percentage of Employed Respondents	100%	100%	92%
Number of Respondents Employed in Training Related Occupations	3	9	10
Percentage of Respondents Employed in Training Related Occupations	60%	90%	83%

Salary - Last Three Years



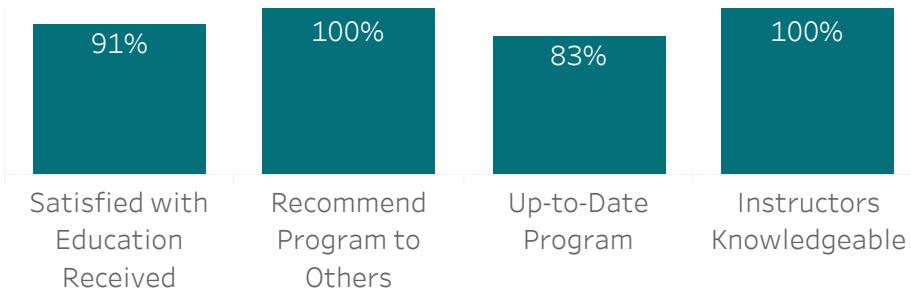


Construction Management

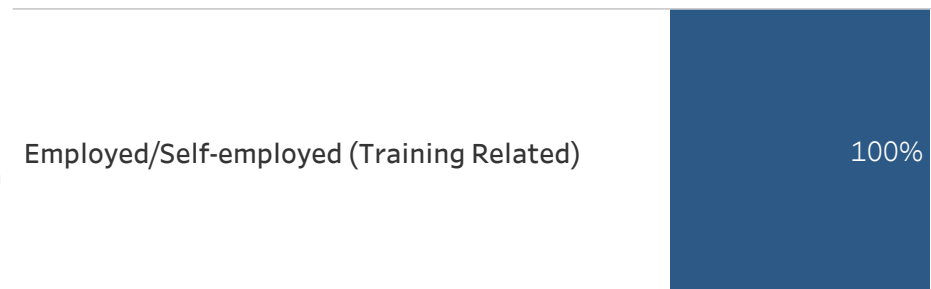
Degree

This degree program focuses on the management skills needed in heavy, industrial and commercial, and residential construction. Students learn how to work effectively in all construction management settings. Program learning outcomes comply with codes, laws, and regulations while respecting sustainable environmental practices. This is a Co-operative Education program that integrates related on-the-job training with classroom theory by alternating terms of paid employment and academic study.

Satisfaction - 2018-19



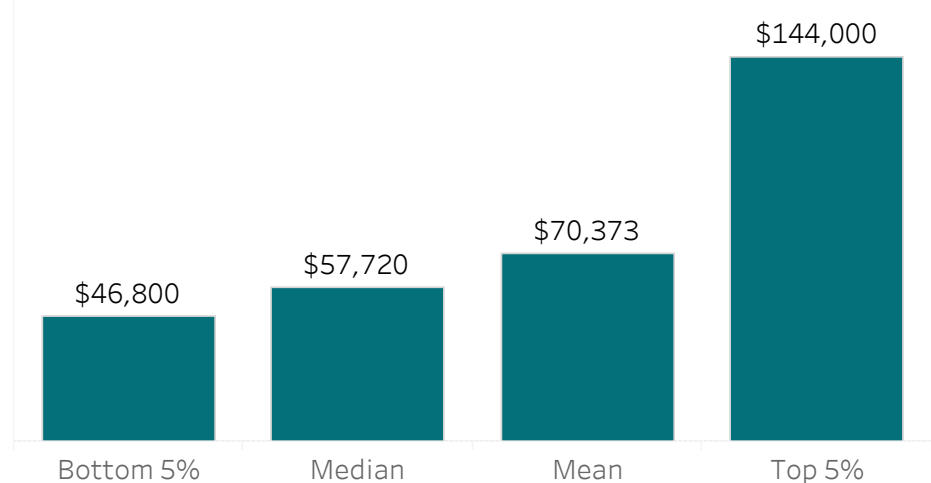
Graduate Activity - 2018-19



Three Year Comparison of Employed Respondents

	2016-17	2017-18	2018-19
Number of Graduates	23	14	18
Number of Respondents	5	7	12
Number of Employed Respondents	5	7	12
Percentage of Employed Respondents	100%	100%	100%
Number of Respondents Employed in Training Related Occupations	5	7	12
Percentage of Respondents Employed in Training Related Occupations	100%	100%	100%

Salary - Last Three Years



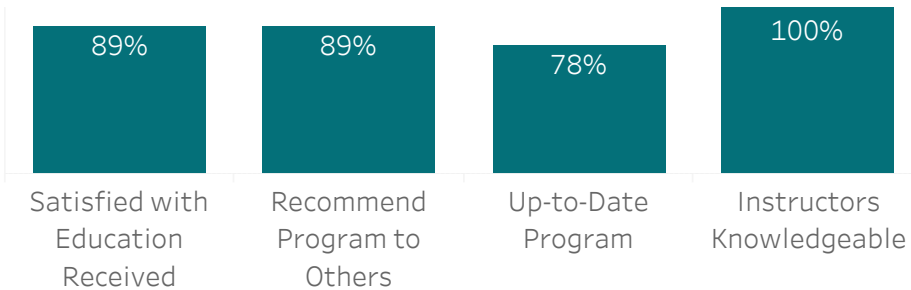


Environmental Engineering Technology

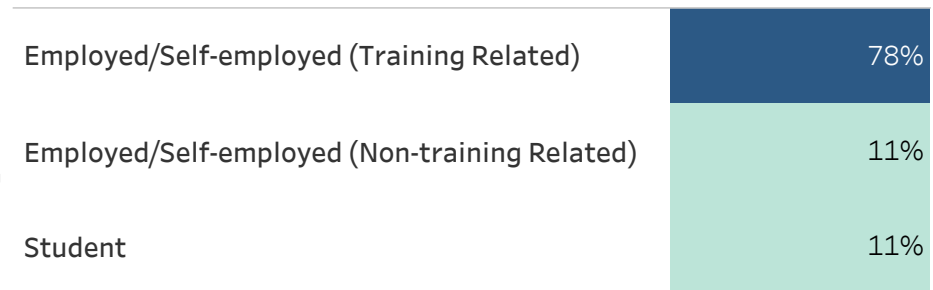
Diploma

Students acquire knowledge and skills in areas such as: Environmental Sciences, Water Resources, Water & Wastewater Treatment, Waste Management, Geographic Information Systems (GIS), and Environmental Management. This is a Co-operative Education program that integrates related on-the-job training with classroom theory by alternating terms of paid employment and academic study. Graduates find employment with consulting engineering firms, resource-based industries, construction and development companies, inspection and testing agencies, manufacturers, material suppliers, governments and crown corporations. Note: A preliminary year of Civil Engineering Technology studies is required.

Satisfaction - 2018-19



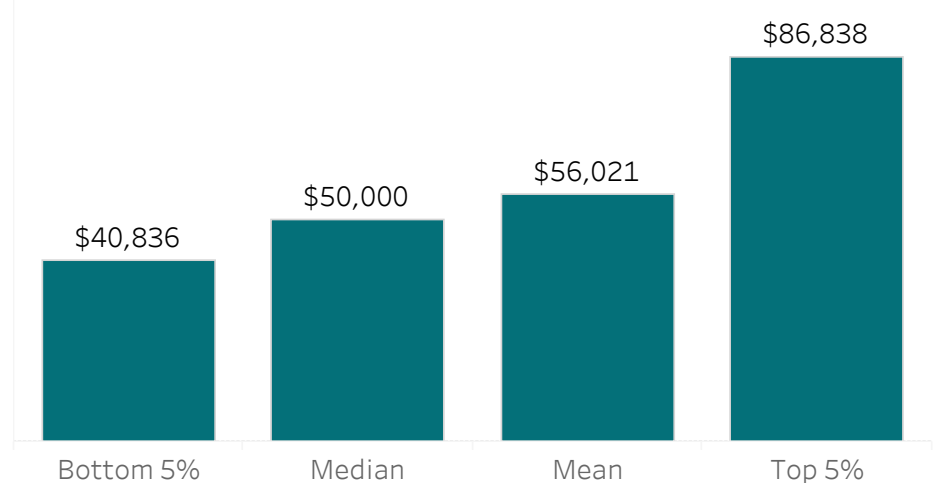
Graduate Activity - 2018-19



Three Year Comparison of Employed Respondents

	2017-18	2018-19
Number of Graduates	18	13
Number of Respondents	14	9
Number of Employed Respondents	11	8
Percentage of Employed Respondents	79%	89%
Number of Respondents Employed in Training Related Occupations	9	7
Percentage of Respondents Employed in Training Related Occupations	64%	78%

Salary - Last Three Years



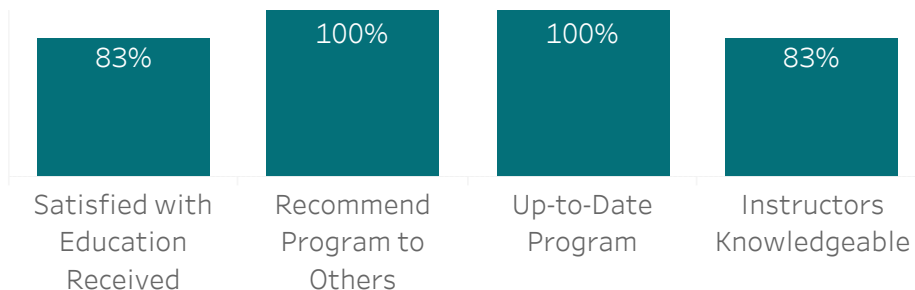


Geomatics Technology

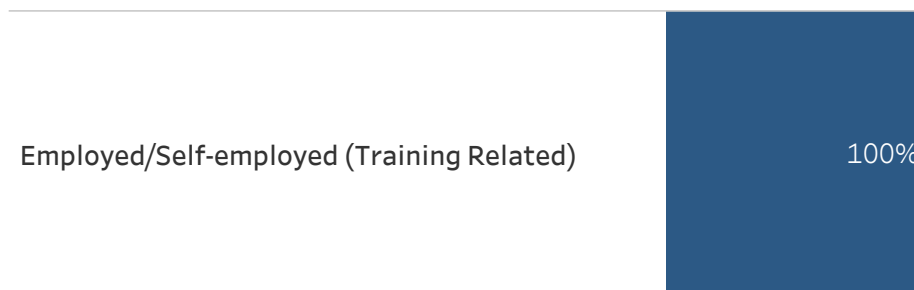
Diploma

This program provides training in the principles and applications of surveying. Graduates have the skills needed for careers in construction layout of civil works; CAD surveying applications, mapping and digital photogrammetry, land survey measurements in GPS and Total Station technologies, engineering or land survey field crew and site supervision, and technical sales and support. This is a Co-operative Education program that integrates related on-the-job training with classroom theory by alternating terms of paid employment and academic study. Note: A preliminary year of Civil Engineering Technology studies is required.

Satisfaction - 2018-19



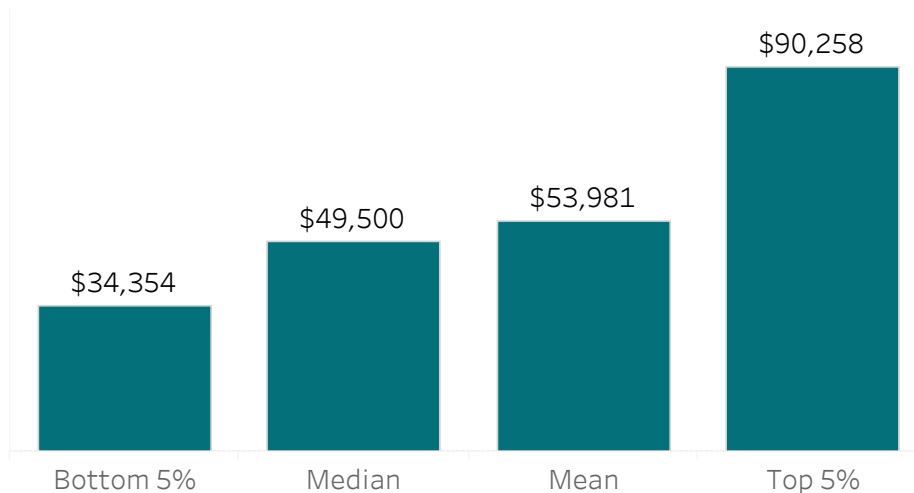
Graduate Activity - 2018-19



Three Year Comparison of Employed Respondents

	2016-17	2017-18	2018-19
Number of Graduates	19	16	9
Number of Respondents	7	13	6
Number of Employed Respondents	7	12	6
Percentage of Employed Respondents	100%	92%	100%
Number of Respondents Employed in Training Related Occupations	6	12	6
Percentage of Respondents Employed in Training Related Occupations	86%	92%	100%

Salary - Last Three Years



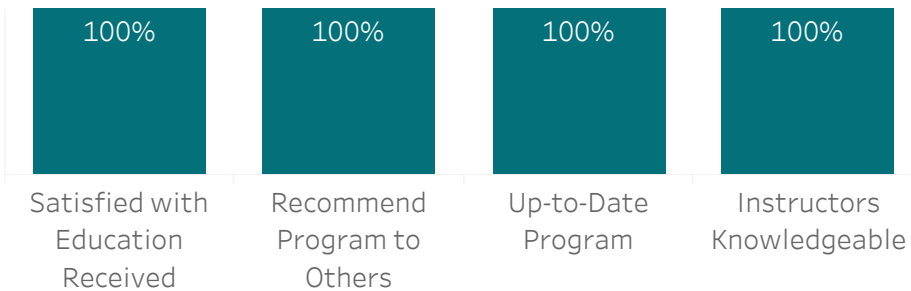


Greenspace Horticulture

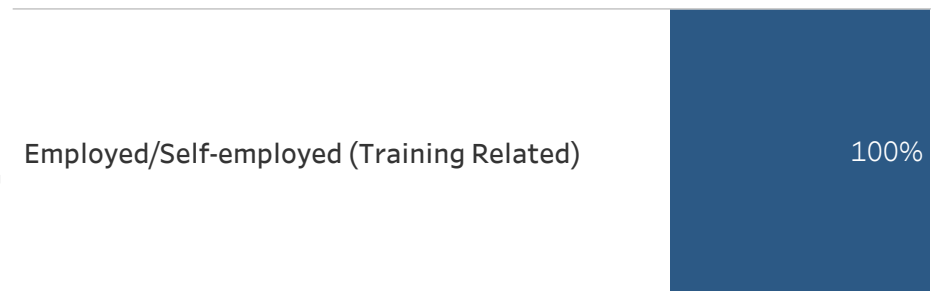
Diploma

Students develop the knowledge and skill required to construct and manage landscape areas such as parks, botanical gardens, cemeteries and residential and commercial landscapes. This is a Co-operative Education program that integrates related on-the-job training with classroom theory by alternating terms of paid employment and academic study. The program focuses on Horticulture, Greenspace maintenance including Ornamental plantings, Turf, Infrastructure maintenance, Arboriculture, Residential landscape, design and construction, Integrated pest management, Irrigation system management, and Equipment operation and maintenance. Note: This replaces Greenspace Management.

Satisfaction - 2018-19



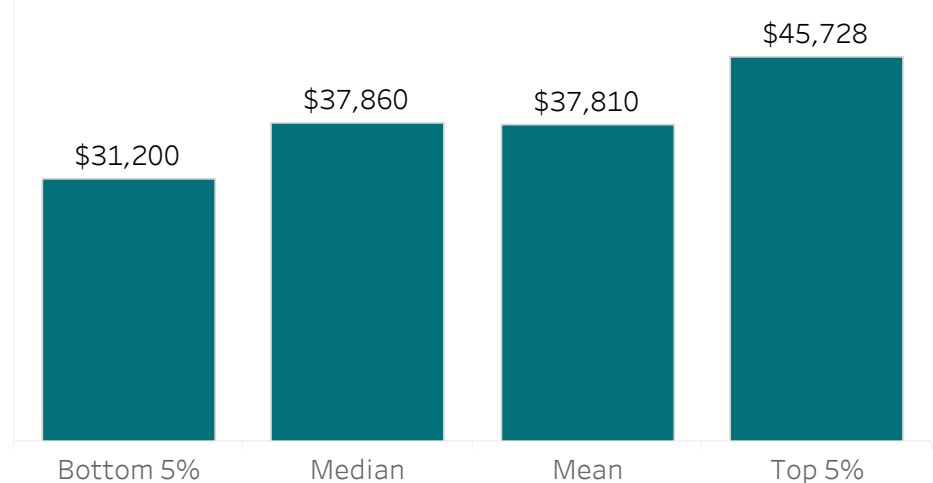
Graduate Activity - 2018-19



Three Year Comparison of Employed Respondents

	2016-17	2017-18	2018-19
Number of Graduates	6	13	8
Number of Respondents	4	5	5
Number of Employed Respondents	4	5	5
Percentage of Employed Respondents	100%	100%	100%
Number of Respondents Employed in Training Related Occupations	4	5	5
Percentage of Respondents Employed in Training Related Occupations	100%	100%	100%

Salary - Last Three Years



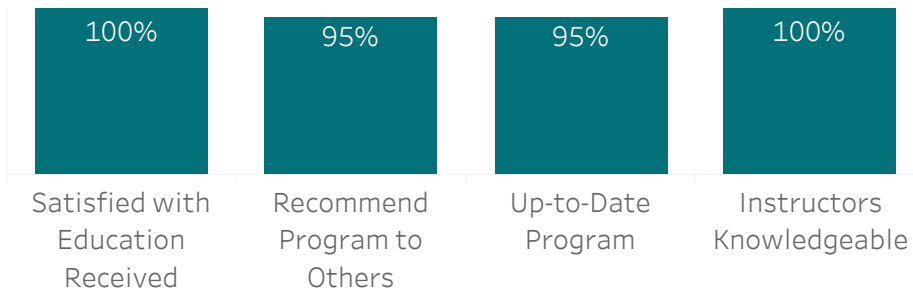


Municipal Engineering Technology

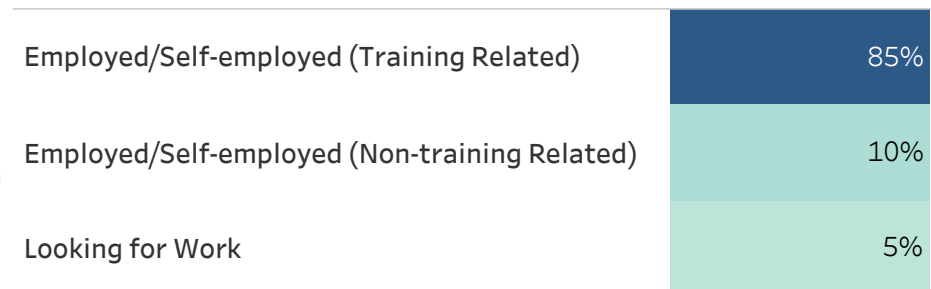
Diploma

This program develops the knowledge and skills needed for municipal design and construction. It includes a Co-operative Education option that integrates related on-the-job training with classroom theory by alternating terms of paid employment and academic study. Graduates work in careers in design and construction of civil works and municipal infrastructure; computer assisted design and drafting; project inspection, testing, and supervision; construction administration and project management; and technical sales and support. Note: A preliminary year of Civil Engineering Technology studies is required.

Satisfaction - 2018-19



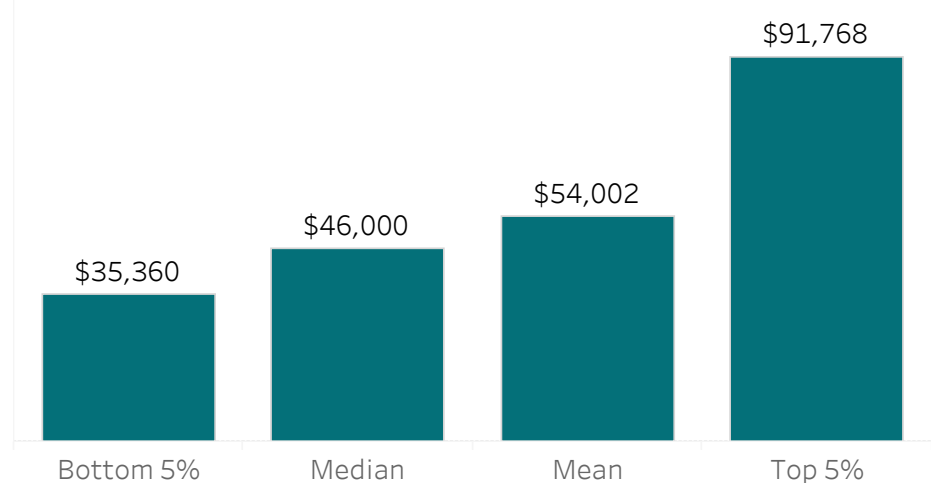
Graduate Activity - 2018-19



Three Year Comparison of Employed Respondents

	2016-17	2017-18	2018-19
Number of Graduates	23	31	36
Number of Respondents	15	19	20
Number of Employed Respondents	12	19	19
Percentage of Employed Respondents	80%	100%	95%
Number of Respondents Employed in Training Related Occupations	12	18	17
Percentage of Respondents Employed in Training Related Occupations	80%	95%	85%

Salary - Last Three Years





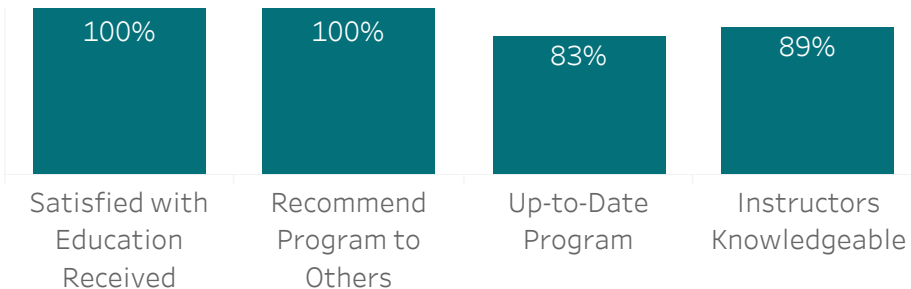
Structural Engineering Technology

Diploma

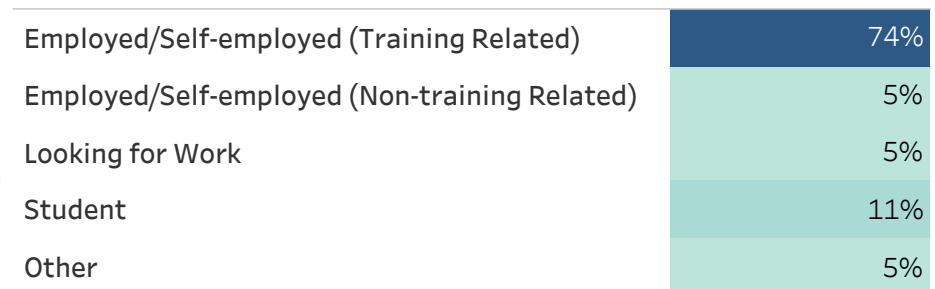
Students acquire knowledge and skills for careers in design and construction of building systems, computer-assisted design and drafting, site inspection, testing and supervision, construction administration and project management, and technical sales and support. This is a Co-operative Education program that integrates related on-the-job training with classroom theory by alternating terms of paid employment and academic study.

Note: A preliminary year of Civil Engineering Technology studies is required.

Satisfaction - 2018-19



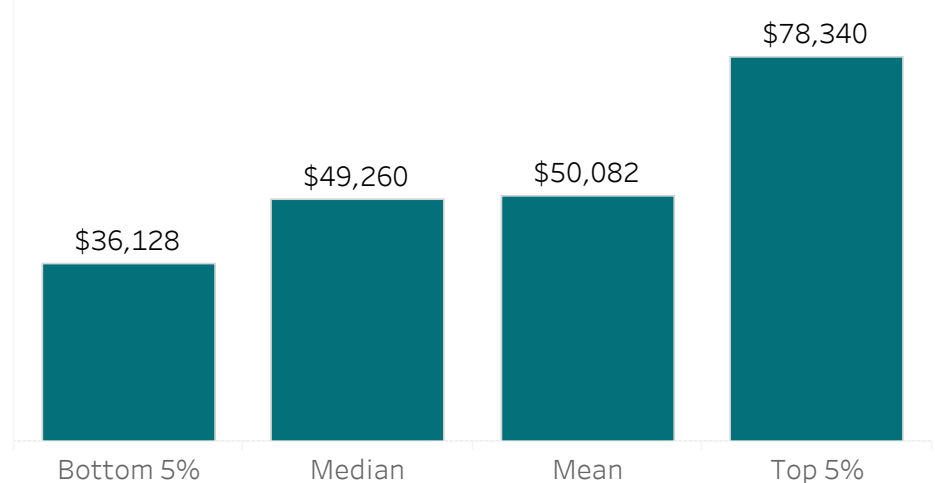
Graduate Activity - 2018-19



Three Year Comparison of Employed Respondents

	2016-17	2017-18	2018-19
Number of Graduates	23	42	29
Number of Respondents	11	23	19
Number of Employed Respondents	10	21	15
Percentage of Employed Respondents	91%	91%	79%
Number of Respondents Employed in Training Related Occupations	7	18	14
Percentage of Respondents Employed in Training Related Occupations	64%	78%	74%

Salary - Last Three Years

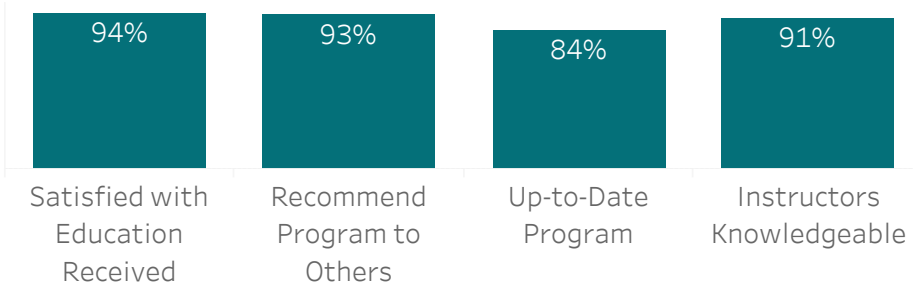




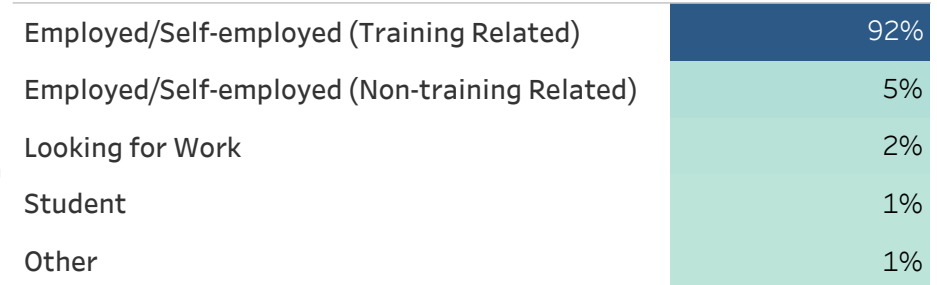
All Programs in Construction Trades

The programs in this division provide students with training in trades related the carpentry, plumbing, and refrigeration industry.

Satisfaction - 2018-19



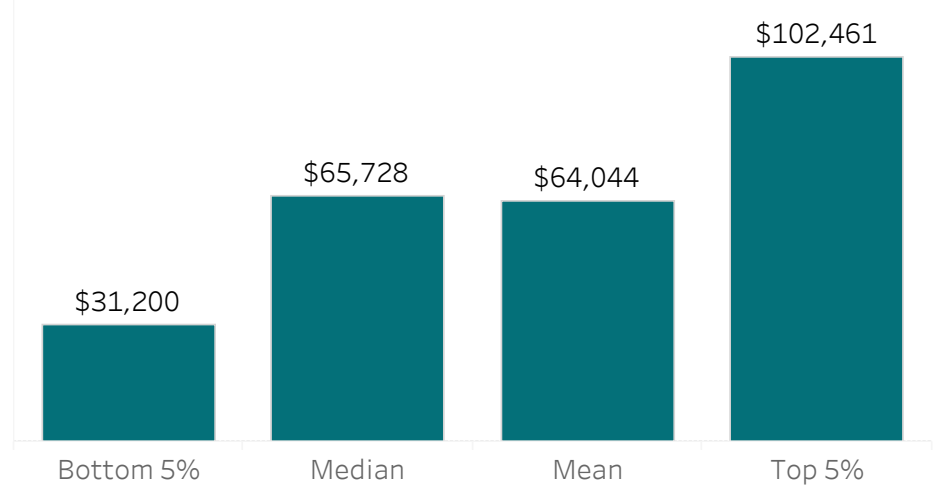
Graduate Activity - 2018-19



Three Year Comparison of Employed Respondents

	2016-17	2017-18	2018-19
Number of Graduates	646	549	539
Number of Respondents	163	203	165
Number of Employed Respondents	148	190	159
Percentage of Employed Respondents	91%	94%	96%
Number of Respondents Employed in Training Related Occupations	129	167	151
Percentage of Respondents Employed in Training Related Occupations	79%	82%	92%

Salary - Last Three Years



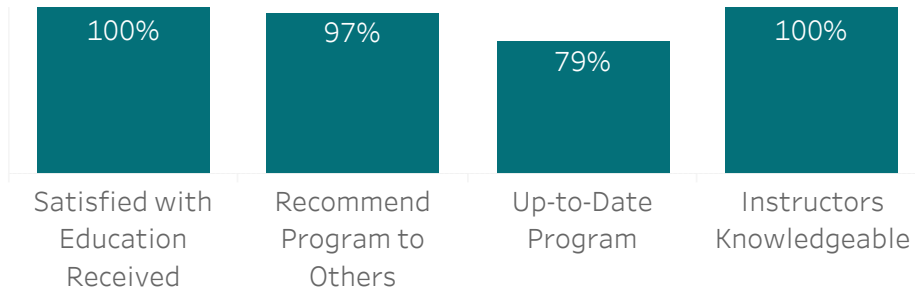


App Carpenter


Diploma

Carpenters work on a wide variety of tasks associated with building and repairing whole, or parts of, buildings and other structures made of wood, wood substitutes, steel and other materials. Working in all areas of both the private and commercial construction industries, as well as in maintenance and renovations, carpenters crib basements, build house frameworks, walls, roofs and exterior finishes, and install doors, windows, flooring, cabinets, stairs, handrails, panelling, moulding and ceiling tiles. They are also responsible for building concrete forms, scaffolding, bridges, trestles, tunnels, shelters, towers and other structures.

Satisfaction - 2018-19



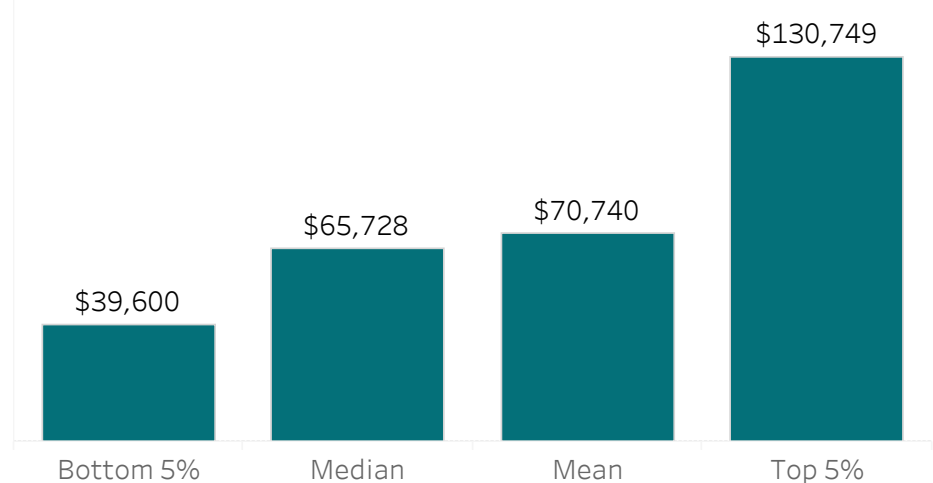
Graduate Activity - 2018-19



Three Year Comparison of Employed Respondents

	2016-17	2017-18	2018-19
Number of Graduates	110	124	107
Number of Respondents	24	34	31
Number of Employed Respondents	22	34	31
Percentage of Employed Respondents	92%	100%	100%
Number of Respondents Employed in Training Related Occupations	22	30	31
Percentage of Respondents Employed in Training Related Occupations	92%	88%	100%

Salary - Last Three Years



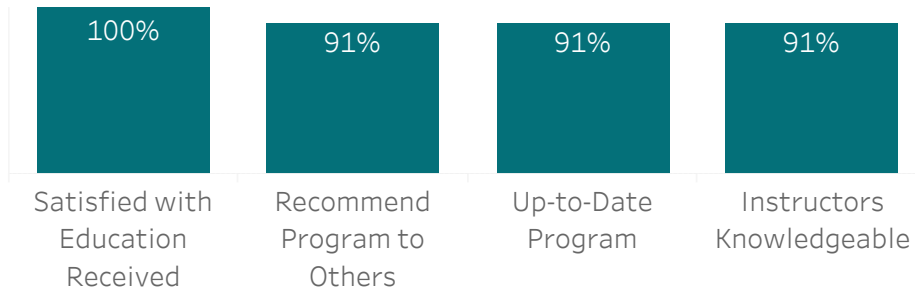


App Common Core Domestic Gasfitter B

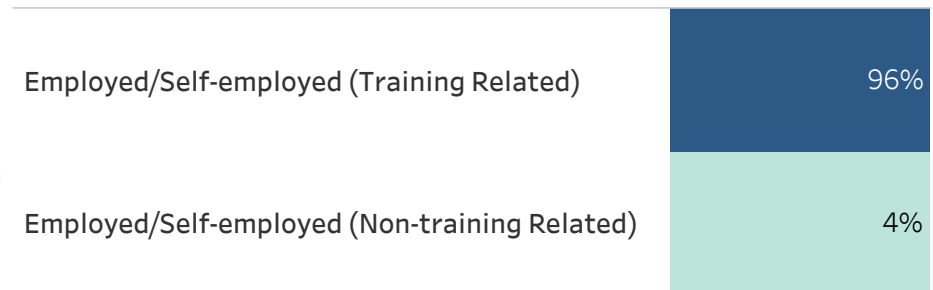
Certificate

Gasfitters install, inspect, repair and maintain gas lines and gas equipment such as meters, regulators, heating units and appliances in residential, commercial and industrial establishments. This also includes testing and replacing defective equipment, attending to gas-escape calls and assisting in the investigation of gas fires and explosions, advising clients on safety features and maintenance of gas units, converting cars or appliances to use natural gas fuels, preparing work reports, reading and interpreting drawings and blueprints. Gasfitters are employed by gas utility companies and gas servicing companies and also work in new home building and renovation, heavy industrial, and institutional and commercial construction sectors.

Satisfaction - 2018-19



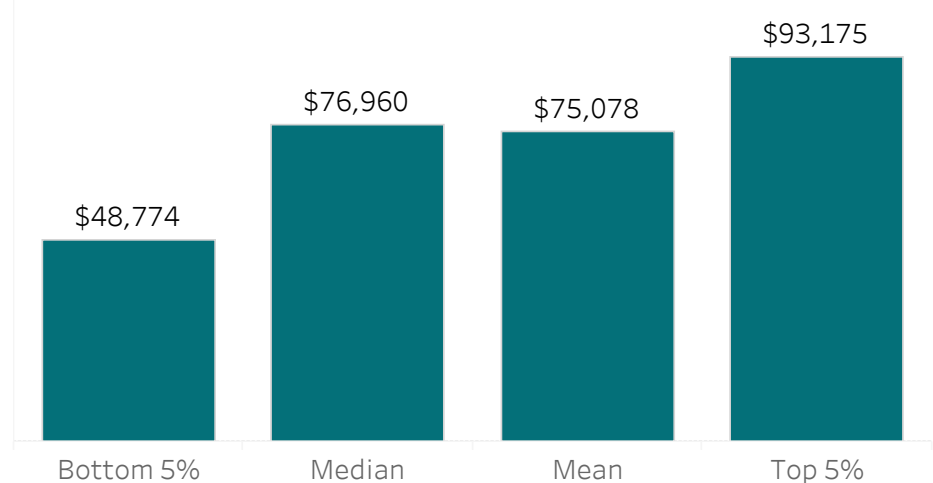
Graduate Activity - 2018-19



Three Year Comparison of Employed Respondents

	2016-17	2017-18	2018-19
Number of Graduates	101	104	119
Number of Respondents	27	29	23
Number of Employed Respondents	26	29	23
Percentage of Employed Respondents	96%	100%	100%
Number of Respondents Employed in Training Related Occupations	25	29	22
Percentage of Respondents Employed in Training Related Occupations	93%	100%	96%

Salary - Last Three Years



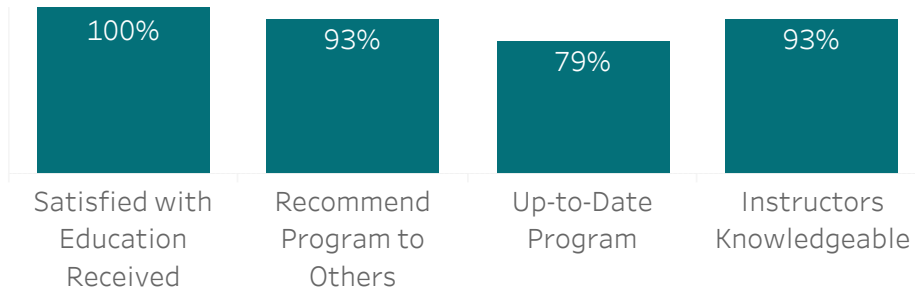


App Plumber


Diploma

Plumbers plan, install, maintain, inspect and repair plumbing systems, fixtures, equipment and controls in residential and commercial buildings. Some plumbers install piping systems in new home construction, commercial, industrial and public buildings. Others are experts in the retrofitting, repair and maintenance of existing systems. In smaller communities, plumbers generally do a wider variety of plumbing and related tasks, including installing private sewage disposal systems and potable (drinking) water distribution systems. Plumbers must be able to read blueprints and project specifications to determine the layout for the plumbing and other materials. Construction companies, heating and plumbing contractors, and maintenance departments of plants, factories, governments and schools are all major employers of plumbers.

Satisfaction - 2018-19



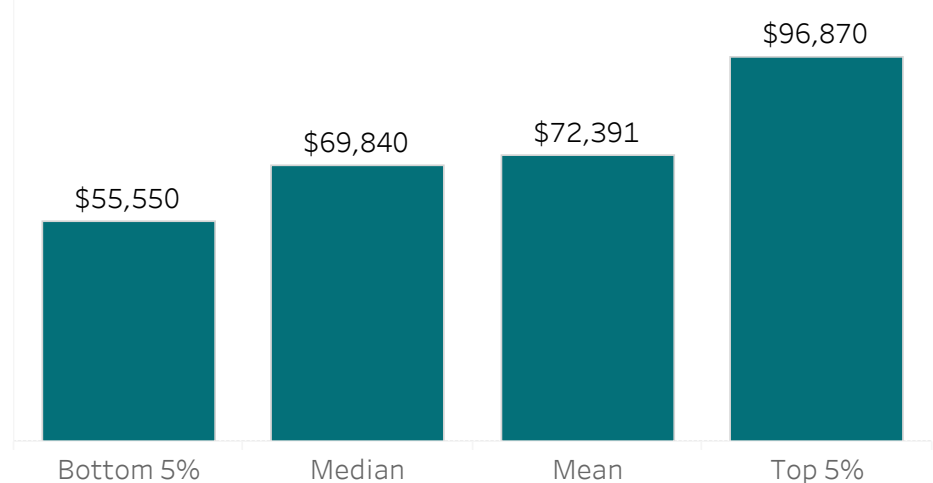
Graduate Activity - 2018-19



Three Year Comparison of Employed Respondents

	2016-17	2017-18	2018-19
Number of Graduates	89	73	81
Number of Respondents	20	30	29
Number of Employed Respondents	18	29	29
Percentage of Employed Respondents	90%	97%	100%
Number of Respondents Employed in Training Related Occupations	18	29	29
Percentage of Respondents Employed in Training Related Occupations	90%	97%	100%

Salary - Last Three Years



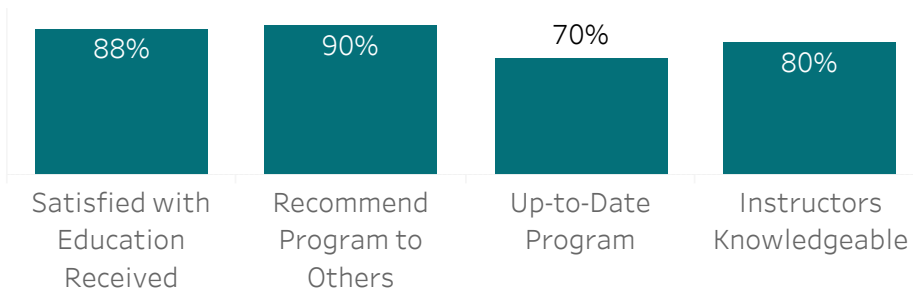


App Refrigeration & Air Conditioning Mechanic Commercial

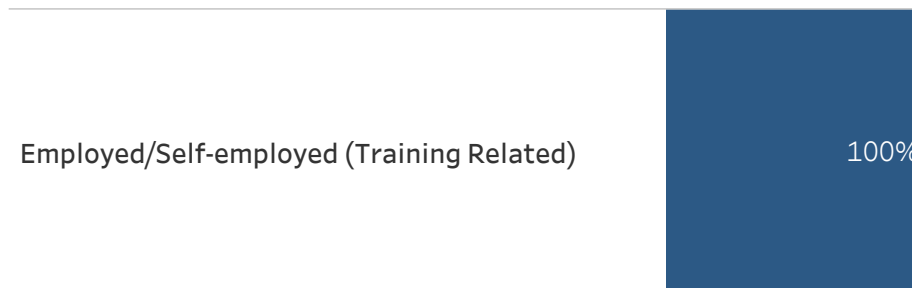
Diploma

In Manitoba, students can train to be a commercial refrigeration and air conditioning mechanic OR a residential refrigeration and air conditioning mechanic. Mechanics in this trade install, repair, service, replace and maintain a variety of air conditioning and heating equipment, as well as ventilation and air exchange systems. Commercial mechanics work in buildings such as apartments, restaurants, hospitals and ice rinks. Residential mechanics work in private residences. Major employers include air conditioning contractors, refrigeration equipment dealers, truck transportation firms and storage warehouses.

Satisfaction - 2018-19



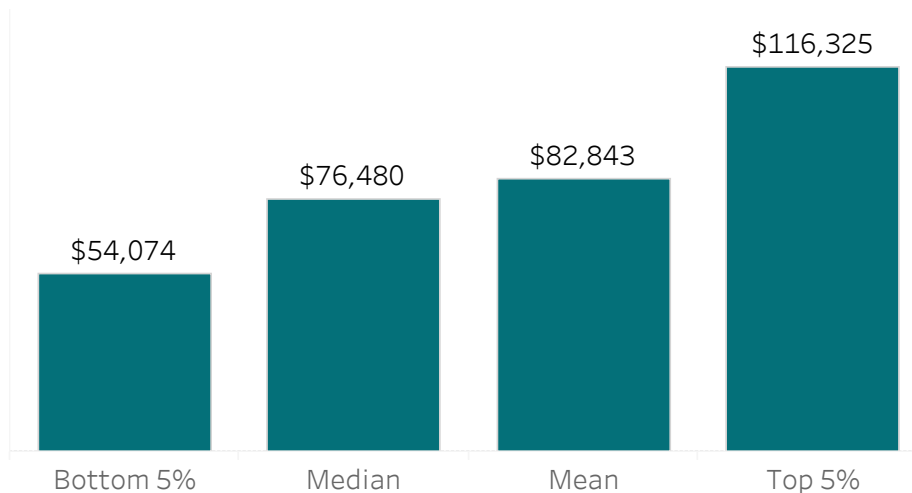
Graduate Activity - 2018-19



Three Year Comparison of Employed Respondents

	2016-17	2017-18	2018-19
Number of Graduates	29	24	34
Number of Respondents	11	7	10
Number of Employed Respondents	11	7	10
Percentage of Employed Respondents	100%	100%	100%
Number of Respondents Employed in Training Related Occupations	11	6	10
Percentage of Respondents Employed in Training Related Occupations	100%	86%	100%

Salary - Last Three Years



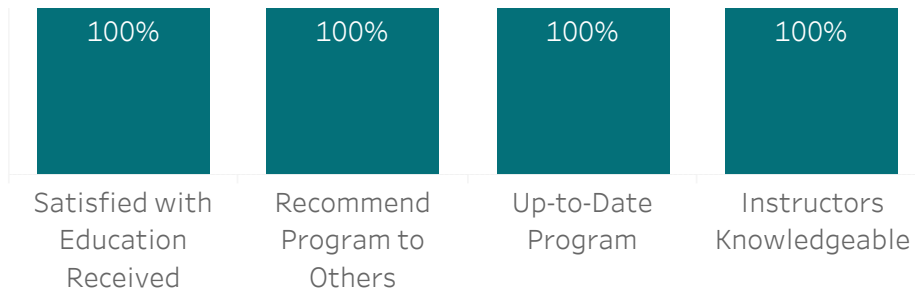


App Sheet Metal Worker

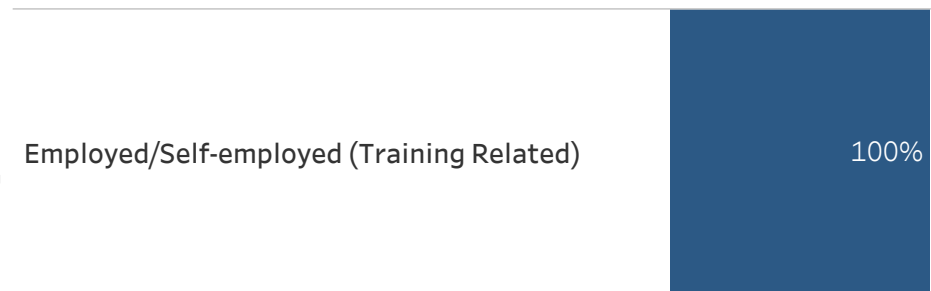
Diploma

After reading blueprints and orders, sheet metal workers lay out, cut, shape and finish sheet metal using hand and power tools and join the sheet metal using welding tools, rivets, screws and folding. Potential employers include bus, farm equipment and aircraft manufacturers; metal fabrication shops and railways; air conditioning and heating contractors in residential, commercial and industrial construction; roofing contractors.

Satisfaction - 2018-19



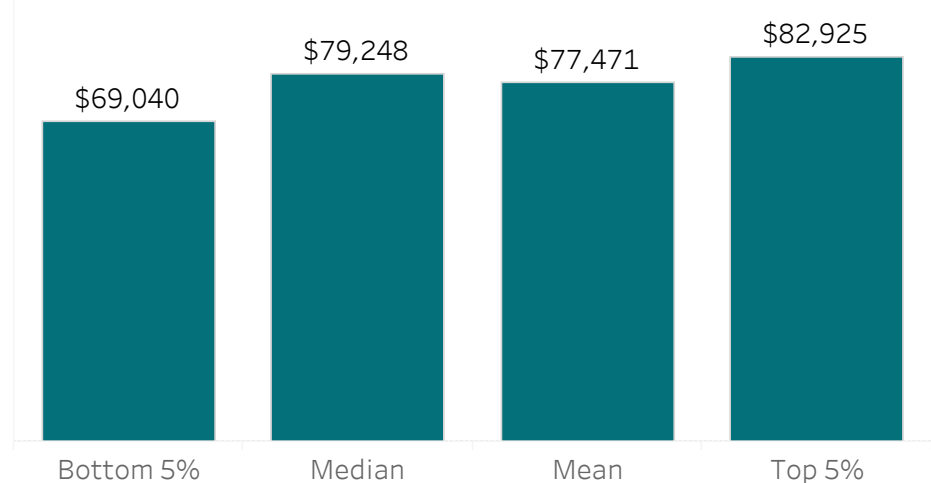
Graduate Activity - 2018-19



Three Year Comparison of Employed Respondents

	2016-17	2017-18	2018-19
Number of Graduates	12	21	20
Number of Respondents	4	6	6
Number of Employed Respondents	4	6	6
Percentage of Employed Respondents	100%	100%	100%
Number of Respondents Employed in Training Related Occupations	4	6	6
Percentage of Respondents Employed in Training Related Occupations	100%	100%	100%

Salary - Last Three Years



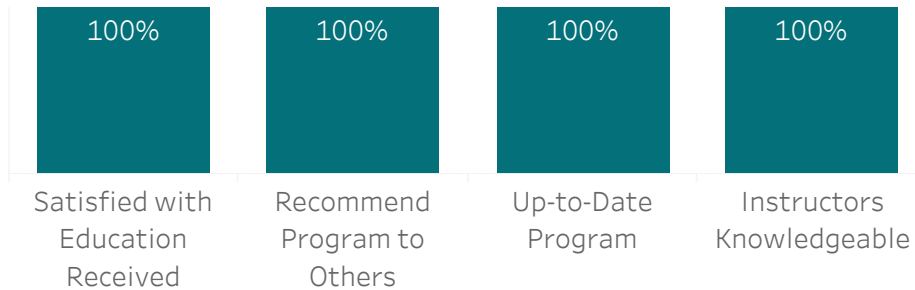


Cabinetry and Woodworking - Certificate

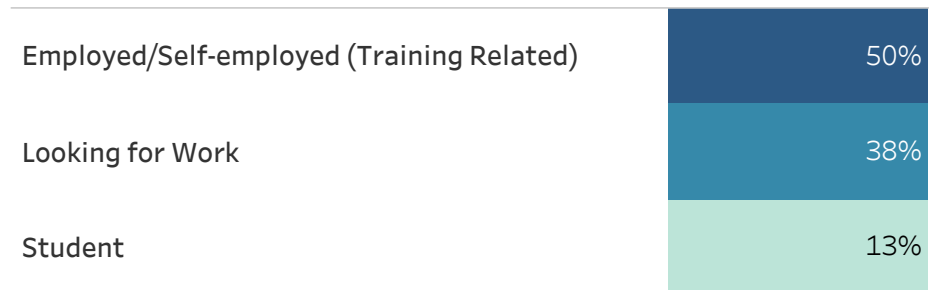
Certificate

This program equips students with the knowledge and skills needed to work at an entry-level position in a cabinet or millwork shop, working with the tools and materials to build cabinets and furniture. Students learn about the safe operation of tools and equipment used to produce cabinets, furniture, and other wood products. Graduates understand the basics of construction and finishing techniques, materials and hardware, and blueprint reading.

Satisfaction - 2018-19



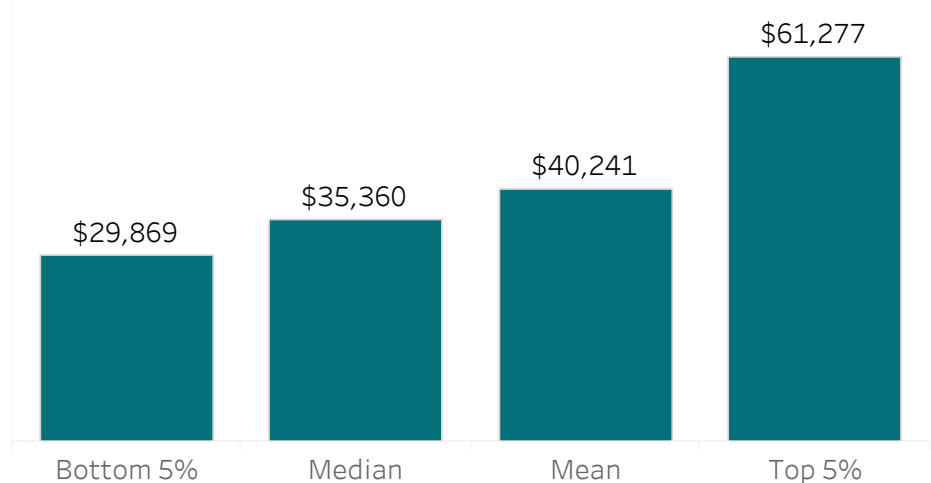
Graduate Activity - 2018-19



Three Year Comparison of Employed Respondents

	2016-17	2017-18	2018-19
Number of Graduates	10	13	12
Number of Respondents	6	9	8
Number of Employed Respondents	5	9	4
Percentage of Employed Respondents	83%	100%	50%
Number of Respondents Employed in Training Related Occupations	3	8	4
Percentage of Respondents Employed in Training Related Occupations	50%	89%	50%

Salary - Last Three Years



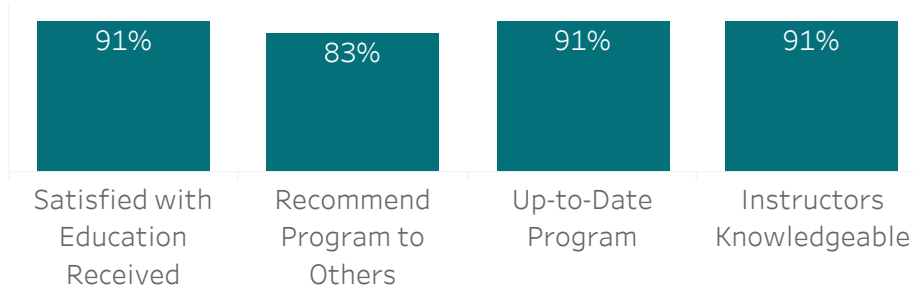


Carpentry

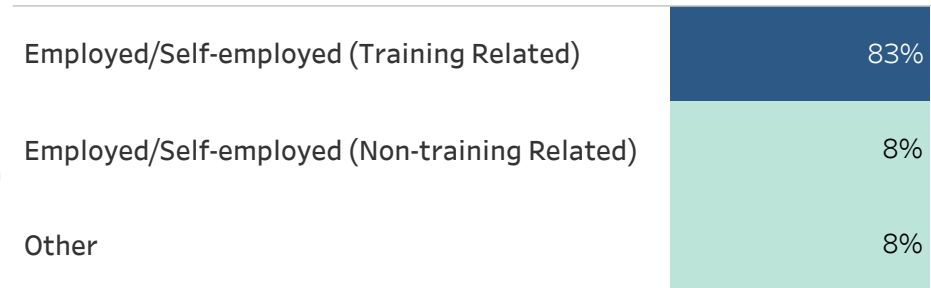
Certificate

Students develop a knowledge of woodworking machines, blueprint reading and sketching, and safe working practices and a familiarity with the materials and procedures needed to enter related occupations. Graduates may work in program-related fields across Canada in commercial construction, house building, or factories. This is not an apprenticeship program, but may provide credit transfer opportunities towards apprenticeship.

Satisfaction - 2018-19



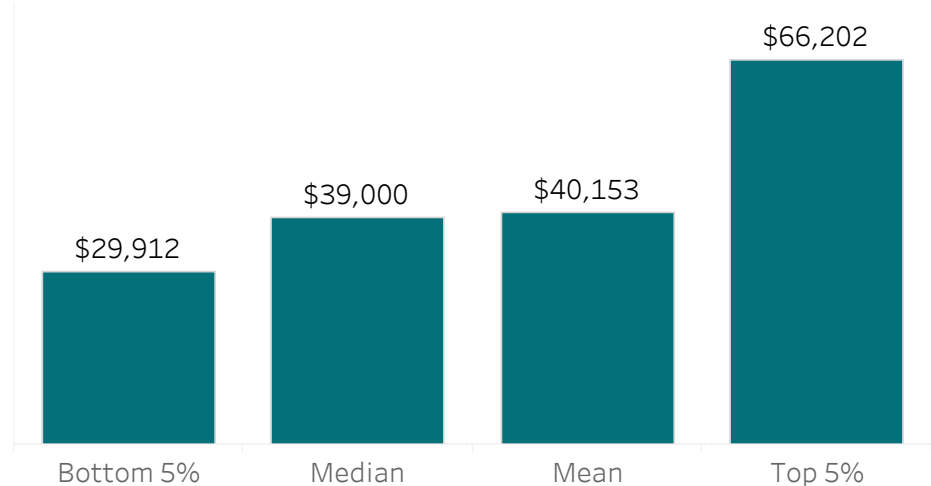
Graduate Activity - 2018-19



Three Year Comparison of Employed Respondents

	2016-17	2017-18	2018-19
Number of Graduates	110	54	24
Number of Respondents	19	25	12
Number of Employed Respondents	17	25	11
Percentage of Employed Respondents	89%	100%	92%
Number of Respondents Employed in Training Related Occupations	15	20	10
Percentage of Respondents Employed in Training Related Occupations	79%	80%	83%

Salary - Last Three Years



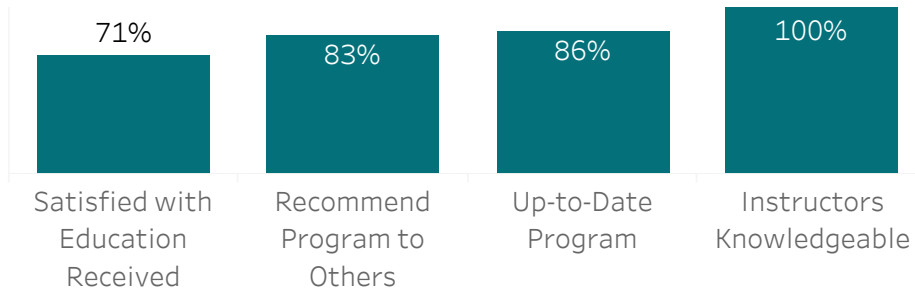


Plumbing


Certificate

This program provides the knowledge and skills required to install and repair piping systems in residential and commercial buildings. Graduates find employment with plumbing contractors or in industrial plants as maintenance people. Job opportunities at the journey person level are as plumbers, steamfitters or sprinkler and fireprotection installers. After gaining work experience, graduates may move into positions as supervisors, estimators, plumbing contractors and building inspectors.

Satisfaction - 2018-19



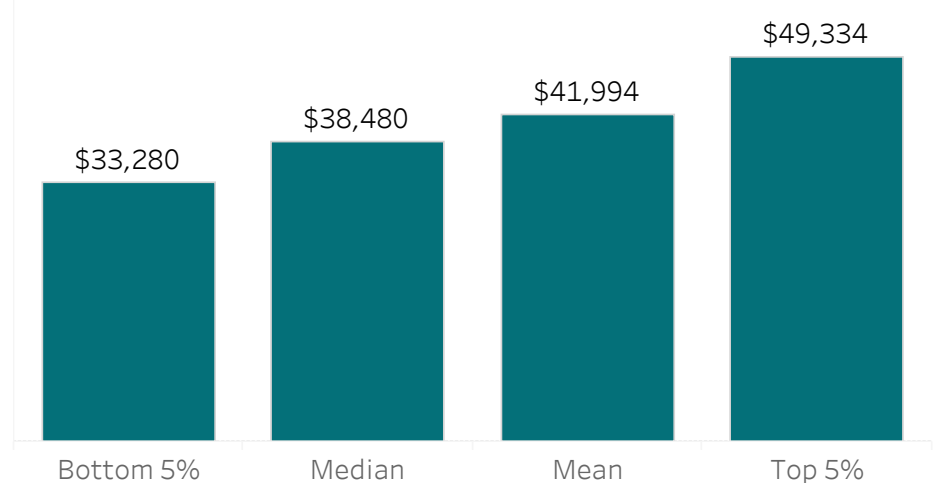
Graduate Activity - 2018-19



Three Year Comparison of Employed Respondents

	2016-17	2017-18	2018-19
Number of Graduates	65	66	19
Number of Respondents	23	28	7
Number of Employed Respondents	22	20	7
Percentage of Employed Respondents	96%	71%	100%
Number of Respondents Employed in Training Related Occupations	10	11	7
Percentage of Respondents Employed in Training Related Occupations	43%	39%	100%

Salary - Last Three Years



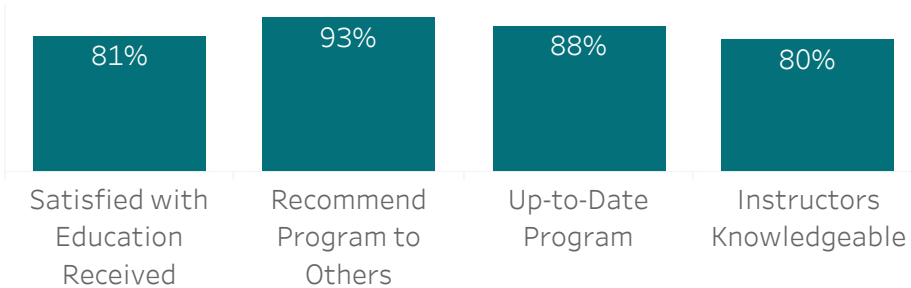


Refrigeration & Air Conditioning Technician

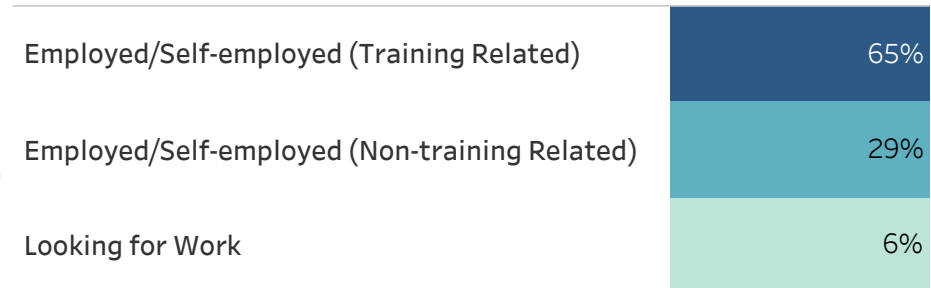
Certificate

This program provides both theoretical and practical knowledge of refrigeration systems, air conditioning, piping, welding and electrical wiring. Special emphasis is placed on safety regulations as they pertain to using, reusing, recycling, recovering, and reclaiming HCFC and HFC refrigerants as well as the safe handling and disposal of chlorofluorocarbons (CFCs). Refrigeration and air conditioning technicians or mechanics install, repair, service, and design residential, commercial, and industrial HVAC/R (heating, ventilation, air conditioning, refrigeration) equipment.

Satisfaction - 2018-19



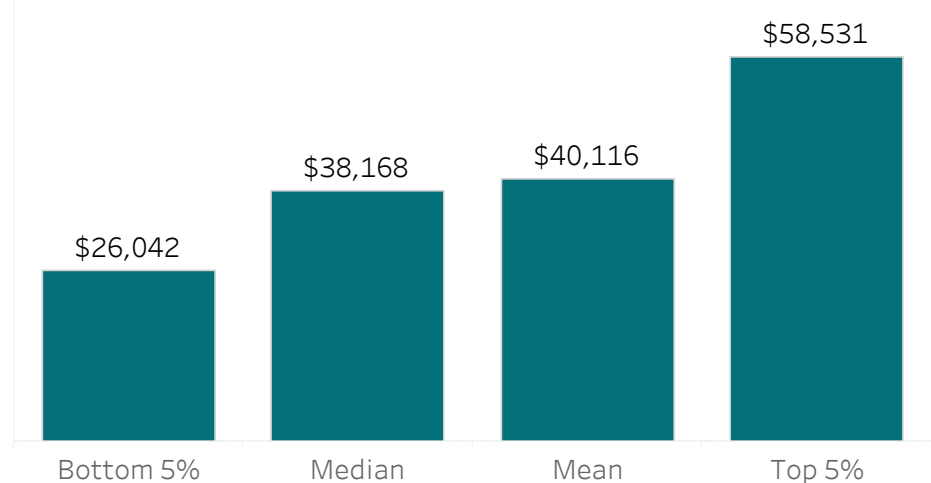
Graduate Activity - 2018-19



Three Year Comparison of Employed Respondents

	2016-17	2017-18	2018-19
Number of Graduates	32	27	34
Number of Respondents	14	16	17
Number of Employed Respondents	12	13	16
Percentage of Employed Respondents	86%	81%	94%
Number of Respondents Employed in Training Related Occupations	10	11	11
Percentage of Respondents Employed in Training Related Occupations	71%	69%	65%

Salary - Last Three Years

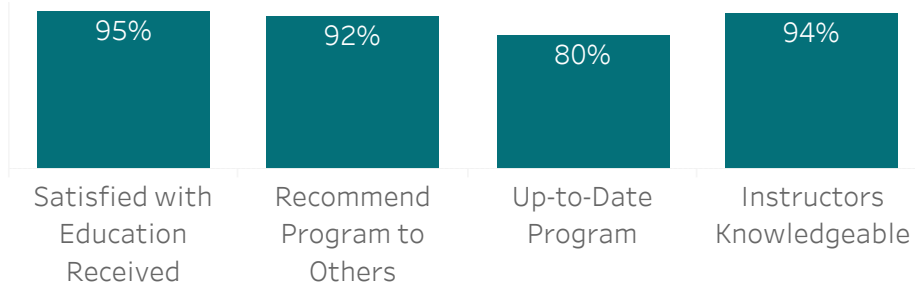




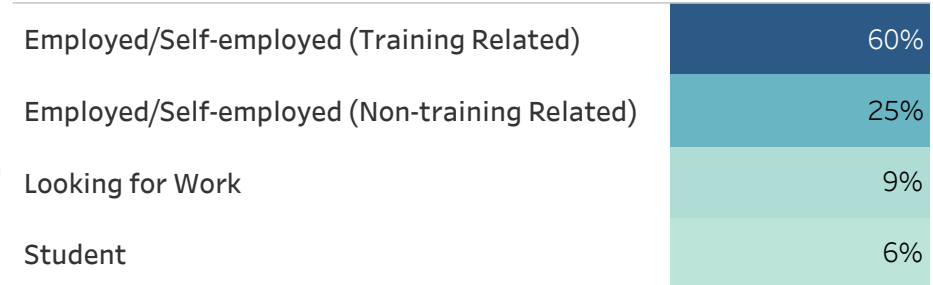
All Programs in Electrical / Electronics

Students in the Electrical Engineering Technology division learn to work with the technology used in electrical/electronic engineering fields.

Satisfaction - 2018-19



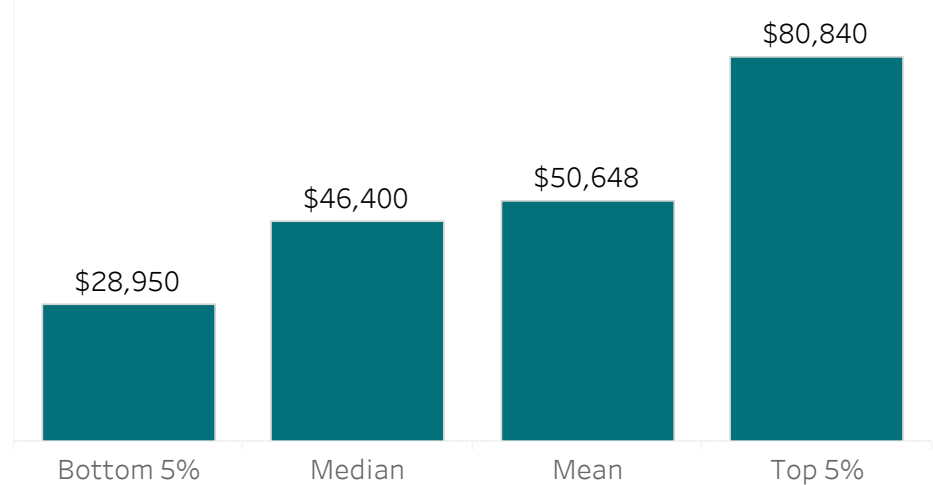
Graduate Activity - 2018-19



Three Year Comparison of Employed Respondents

	2016-17	2017-18	2018-19
Number of Graduates	127	120	105
Number of Respondents	58	64	62
Number of Employed Respondents	35	58	54
Percentage of Employed Respondents	60%	91%	87%
Number of Respondents Employed in Training Related Occupations	19	45	39
Percentage of Respondents Employed in Training Related Occupations	33%	70%	63%

Salary - Last Three Years



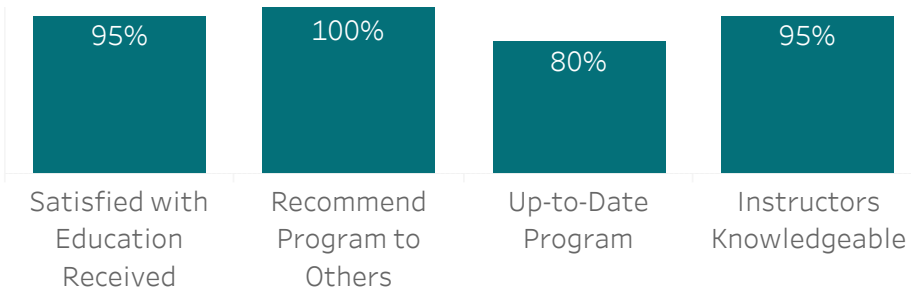


Electrical Engineering Technology

Diploma

This program trains students for entry-level employment as an engineering technologist in the electrical industry. Graduates have found employment at the engineering technologist level in electrical utility systems, consulting engineering, electrical manufacturing, electrical contracting, manufacturing and government agencies. Note: The Electrical Engineering Technology program group consists of Electrical, Electronic, and Instrumentation Engineering Technology. Students who successfully complete the 1st year of studies may remain in the program or transfer into one of the other programs in Year 2.

Satisfaction - 2018-19



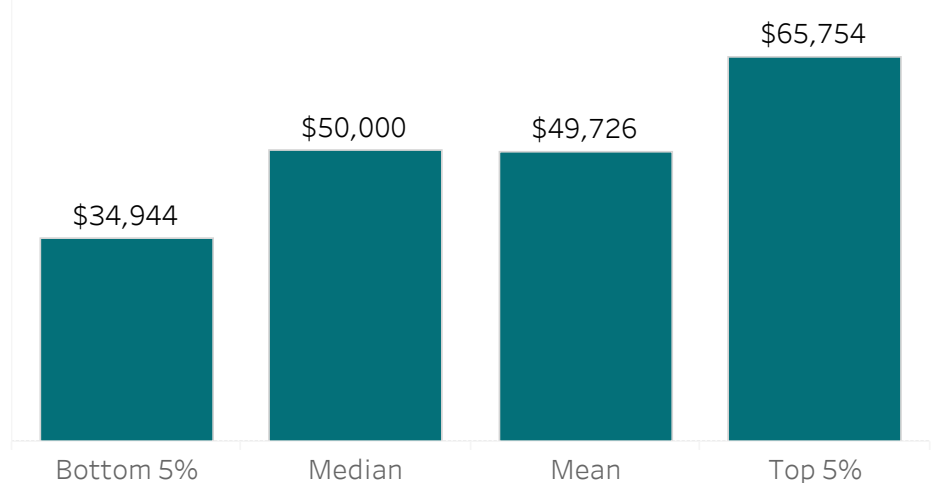
Three Year Comparison of Employed Respondents

	2016-17	2017-18	2018-19
Number of Graduates	48	40	31
Number of Respondents	19	23	21
Number of Employed Respondents	10	20	19
Percentage of Employed Respondents	53%	87%	90%
Number of Respondents Employed in Training Related Occupations	7	17	17
Percentage of Respondents Employed in Training Related Occupations	37%	74%	81%

Graduate Activity - 2018-19

Employed/Self-employed (Training Related)	81%
Employed/Self-employed (Non-training Related)	10%
Looking for Work	5%
Student	5%

Salary - Last Three Years



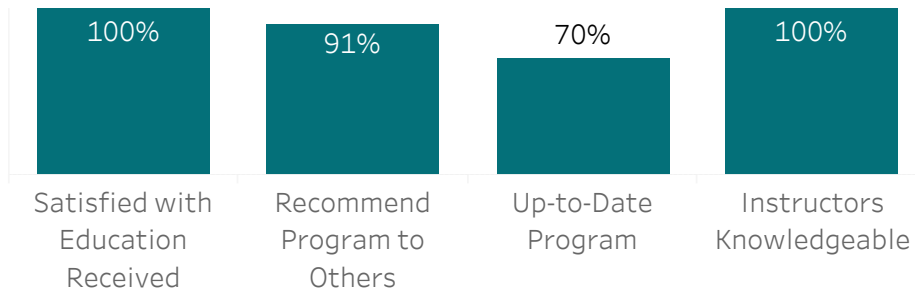


Electronic Engineering Technology

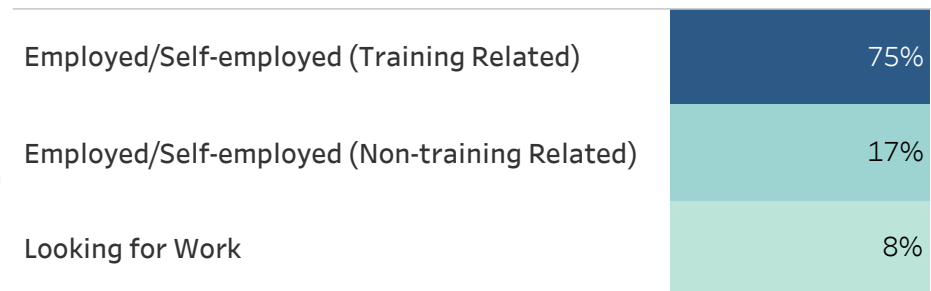
Diploma

This program provides the knowledge and skills required to test, repair, and design a wide range of electronic equipment. Graduates have found employment in a broad range of electronics-related occupations: in research and development; assisting in project development; in technical sales, selling and servicing electronic equipment; and in design and quality control. Note: This program has a common first year of training in Electrical Engineering Technology.

Satisfaction - 2018-19



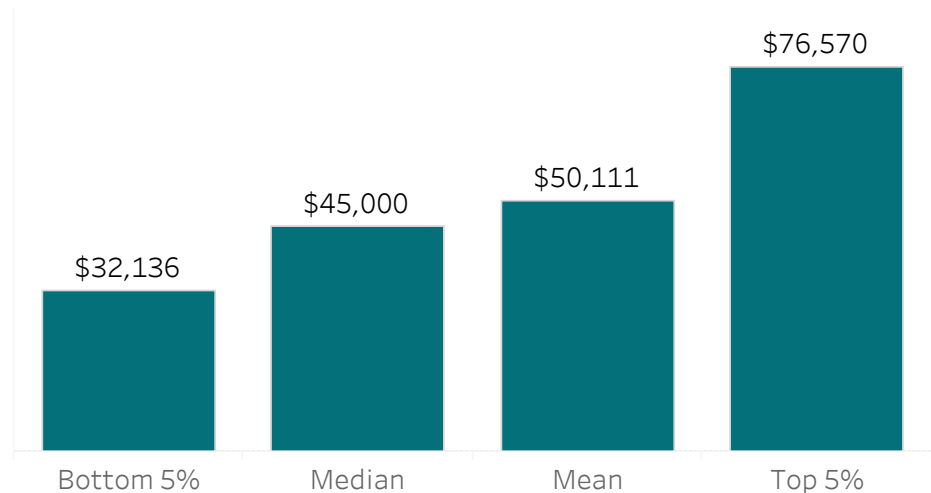
Graduate Activity - 2018-19



Three Year Comparison of Employed Respondents

	2016-17	2017-18	2018-19
Number of Graduates	18	29	24
Number of Respondents	9	19	12
Number of Employed Respondents	8	18	11
Percentage of Employed Respondents	89%	95%	92%
Number of Respondents Employed in Training Related Occupations	7	16	9
Percentage of Respondents Employed in Training Related Occupations	78%	84%	75%

Salary - Last Three Years

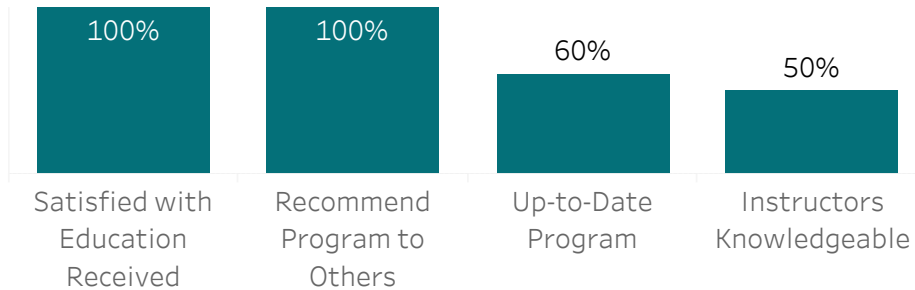




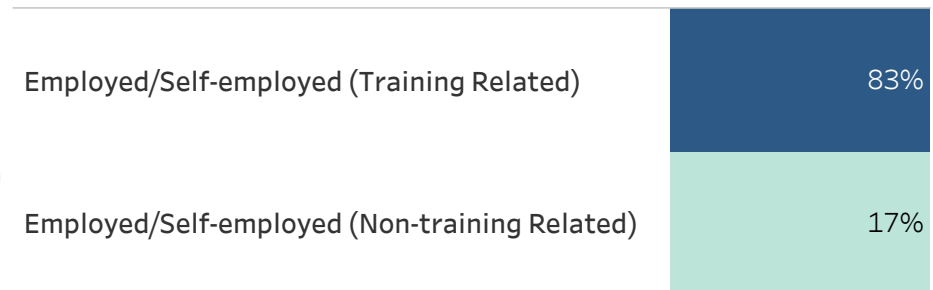
Instrumentation and Control Engineering Technology

This program provides the knowledge and skills related to industrial instrumentation. Technologists use their skills to design and calibrate systems used to measure, record, and control industrial process variables. Graduates have found employment as instrument engineering technologists, junior control loop designers, and technical sales people in engineering offices and manufacturing plants. Note: This program has a common first year of training in Electrical Engineering Technology.

Satisfaction - 2018-19



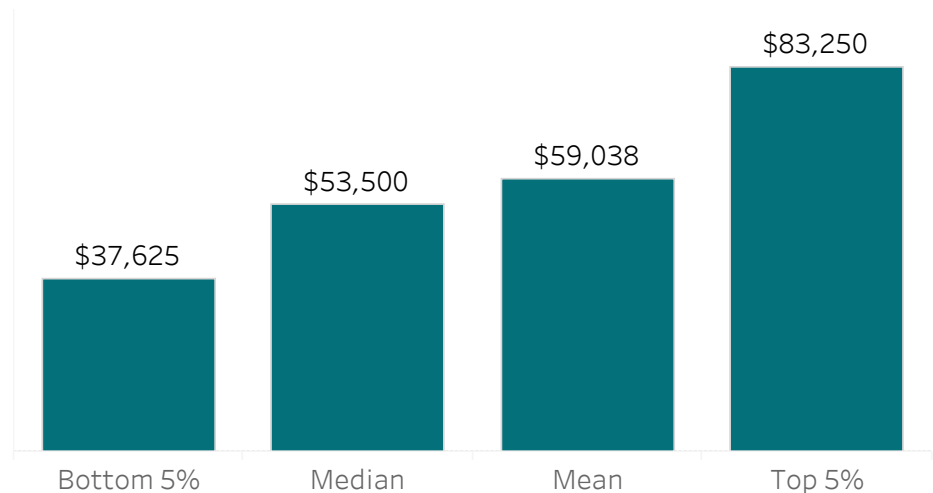
Graduate Activity - 2018-19



Three Year Comparison of Employed Respondents

	2017-18	2018-19
Number of Graduates	10	11
Number of Respondents	3	6
Number of Employed Respondents	3	6
Percentage of Employed Respondents	100%	100%
Number of Respondents Employed in Training Related Occupations	3	5
Percentage of Respondents Employed in Training Related Occupations	100%	83%

Salary - Last Three Years





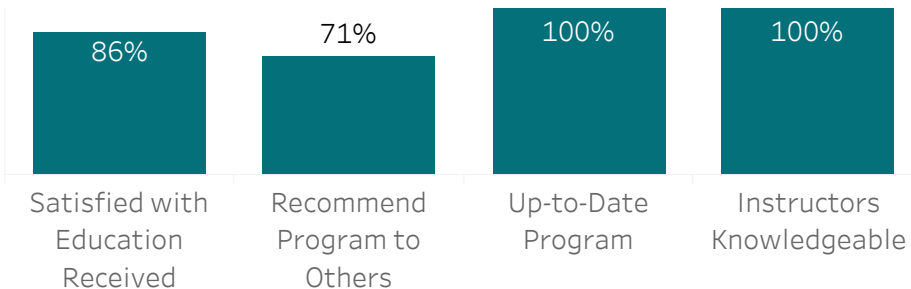
Introduction to Electrical Engineering Technology

Certificate

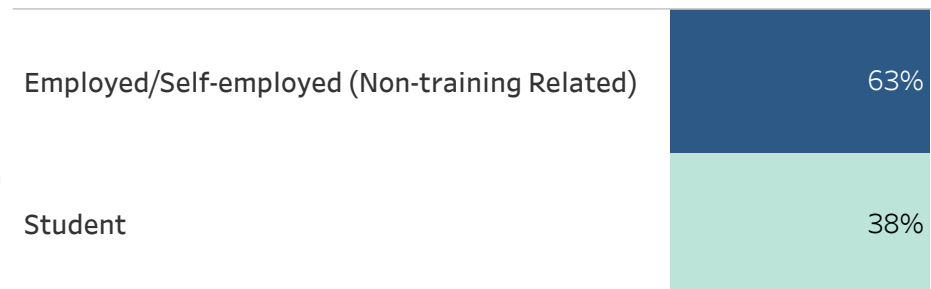
This program will provide a solid foundation in Electrical, Electronic, or Instrumentation Engineering Technology for someone who does not meet the admission requirements for the 28-month Electrical Engineering Technology programs. The program includes both preparatory courses and some Term 1 Electrical Engineering Technology courses which may reduce your Term 1 course load if you continue into the EET program.

No salary data to display: too small a sample where $n < 5$ responses with salary data.

Satisfaction - 2018-19



Graduate Activity - 2018-19



Three Year Comparison of Employed Respondents

	2016-17	2017-18	2018-19
Number of Graduates	27	15	13
Number of Respondents	11	4	8
Number of Employed Respondents	4	2	5
Percentage of Employed Respondents	36%	50%	63%
Number of Respondents Employed in Training Related Occupations	1	0	0
Percentage of Respondents Employed in Training Related Occupations	9%	0%	0%

Salary - Last Three Years

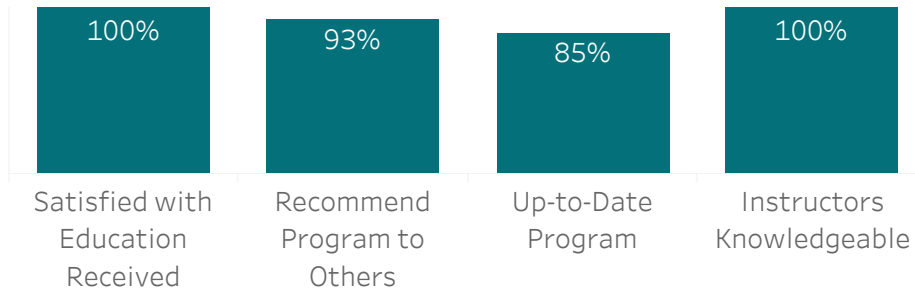


Network Services Technician

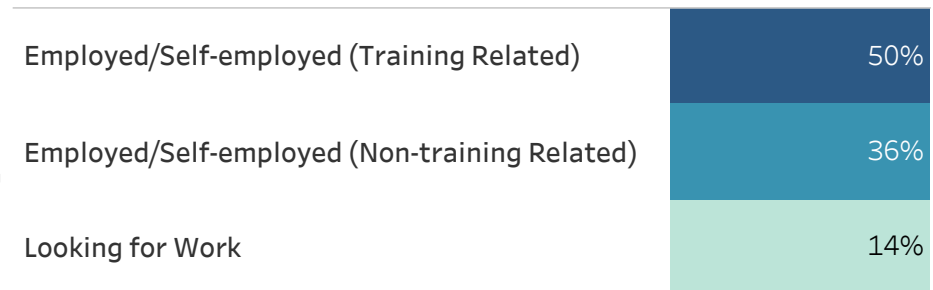
Certificate

The Network Services Technician program is for individuals who wish to enter the Information Technology profession. No Information Technology pre-knowledge is required. The Network and Services Technician program is an 8-month program that provides the student with a general knowledge base that can be applied in both the SOHO networking environment as well as targeting a junior position in a larger corporate IT department. The focus is to provide the graduate with a broad based basic competency in a number of key areas.

Satisfaction - 2018-19



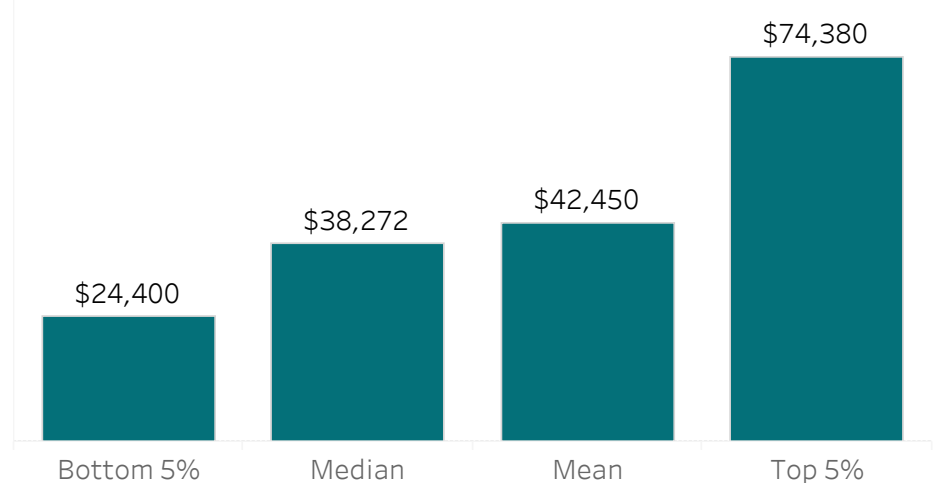
Graduate Activity - 2018-19



Three Year Comparison of Employed Respondents

	2017-18	2018-19
Number of Graduates	25	25
Number of Respondents	14	14
Number of Employed Respondents	14	12
Percentage of Employed Respondents	100%	86%
Number of Respondents Employed in Training Related Occupations	9	7
Percentage of Respondents Employed in Training Related Occupations	64%	50%

Salary - Last Three Years

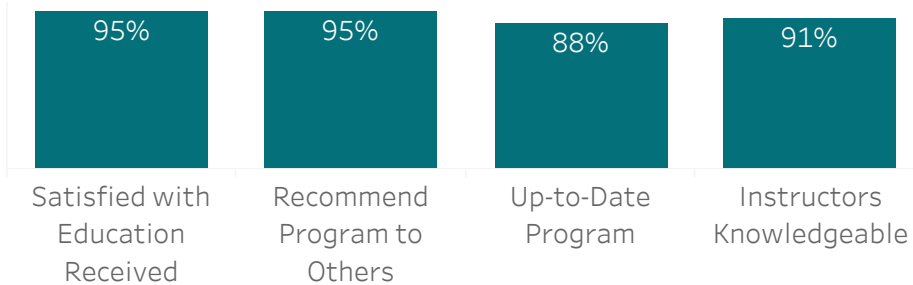




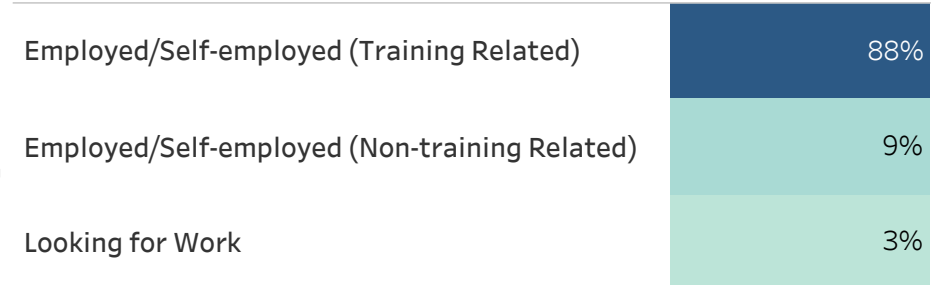
All Programs in Electrical, Mechanical & Manufacturing

This division's programs provide students with skills needed for working in electrical, mechanical, or manufacturing related jobs.

Satisfaction - 2018-19



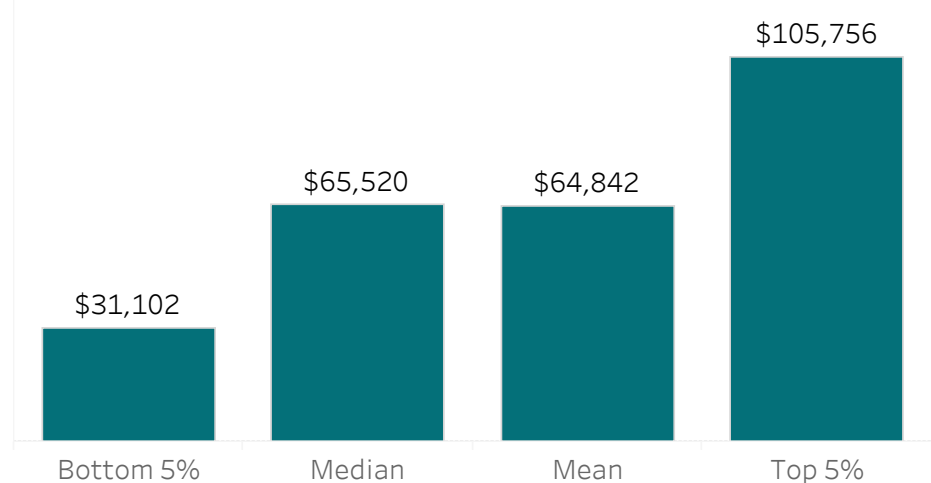
Graduate Activity - 2018-19



Three Year Comparison of Employed Respondents

	2016-17	2017-18	2018-19
Number of Graduates	487	453	421
Number of Respondents	204	196	180
Number of Employed Respondents	186	190	175
Percentage of Employed Respondents	91%	97%	97%
Number of Respondents Employed in Training Related Occupations	165	170	158
Percentage of Respondents Employed in Training Related Occupations	81%	87%	88%

Salary - Last Three Years



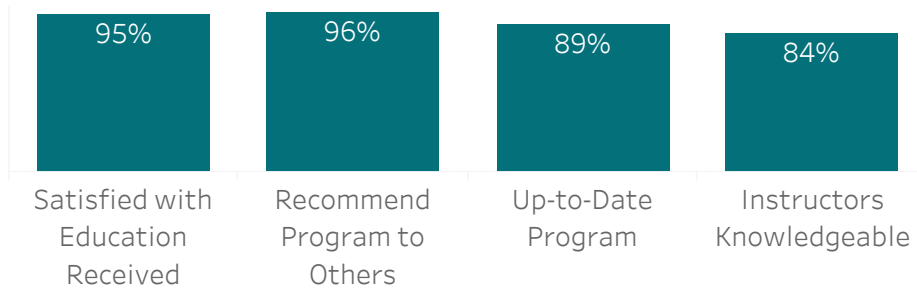


App Construction Electrician

Diploma

A construction electrician plans, assembles, installs, repairs, tests and maintains electrical fixtures and systems that provide heat, light, power or control in residential, commercial and industrial buildings. Construction electricians ensure that the electrical apparatus and systems people at home and in business depend on every day are safe and operate properly. Electricians also troubleshoot and repair or reinstall electrical systems when required. They must have the experience to safely remove electrical services and systems as well as assess the suitability of existing services for future use. Many electricians specialize in specific types of installations such as new home construction or in the commercial and industrial sectors in hospitals or factories.

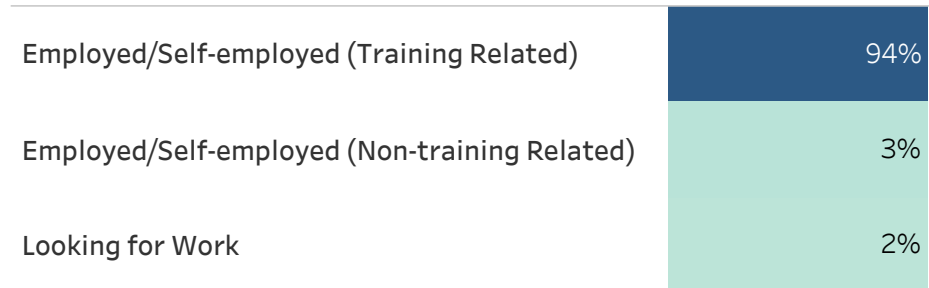
Satisfaction - 2018-19



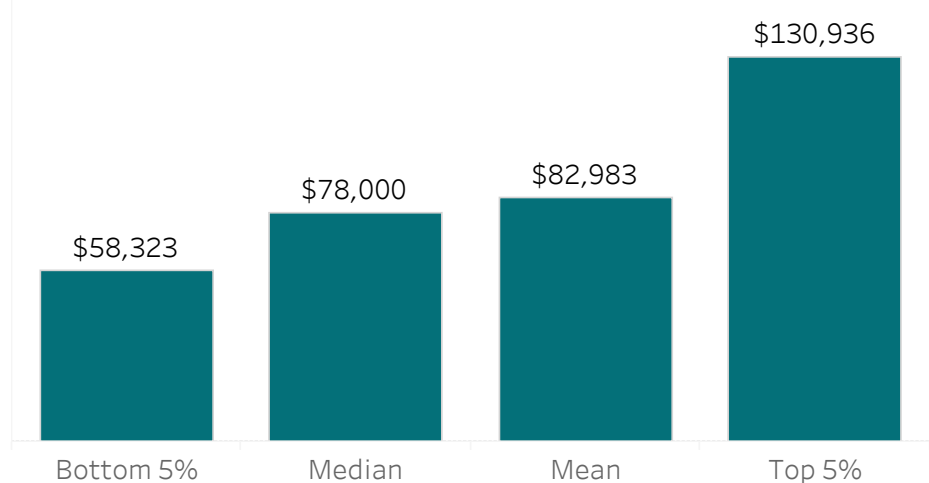
Three Year Comparison of Employed Respondents

	2016-17	2017-18	2018-19
Number of Graduates	245	241	267
Number of Respondents	92	78	86
Number of Employed Respondents	86	76	84
Percentage of Employed Respondents	93%	97%	98%
Number of Respondents Employed in Training Related Occupations	83	74	81
Percentage of Respondents Employed in Training Related Occupations	90%	95%	94%

Graduate Activity - 2018-19



Salary - Last Three Years



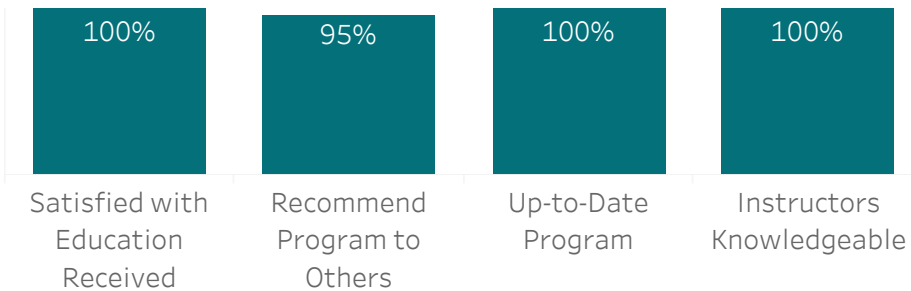


Electrical

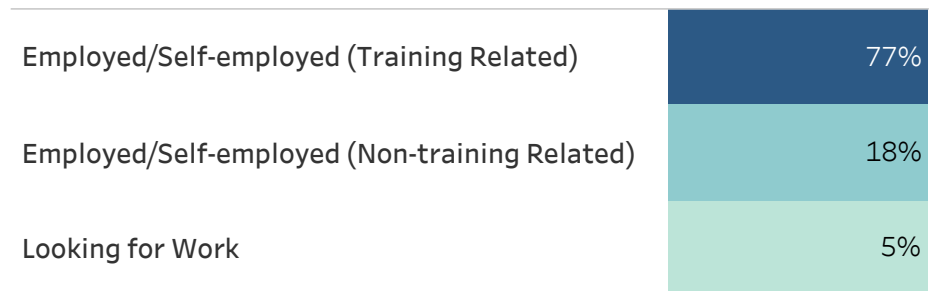
Certificate

This program provides the knowledge and skills required for employment in the electrical construction industry, public utilities, motor repair facilities, plus manufacturers and distributors of electrical equipment. Students gain knowledge in the fundamentals of electricity, electrical codes, wiring practices, and trade safety awareness. Graduates may find jobs with utility companies, contractors, manufacturers, or distributors of electrical equipment and machinery, or in many other areas where electrical equipment is used and sold.

Satisfaction - 2018-19



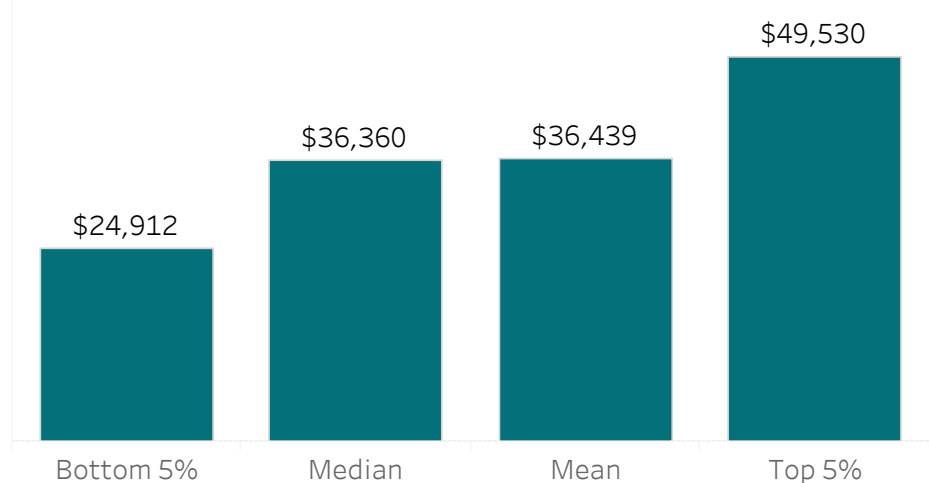
Graduate Activity - 2018-19



Three Year Comparison of Employed Respondents

	2016-17	2017-18	2018-19
Number of Graduates	80	71	28
Number of Respondents	39	35	22
Number of Employed Respondents	33	32	21
Percentage of Employed Respondents	85%	91%	95%
Number of Respondents Employed in Training Related Occupations	22	26	17
Percentage of Respondents Employed in Training Related Occupations	56%	74%	77%

Salary - Last Three Years



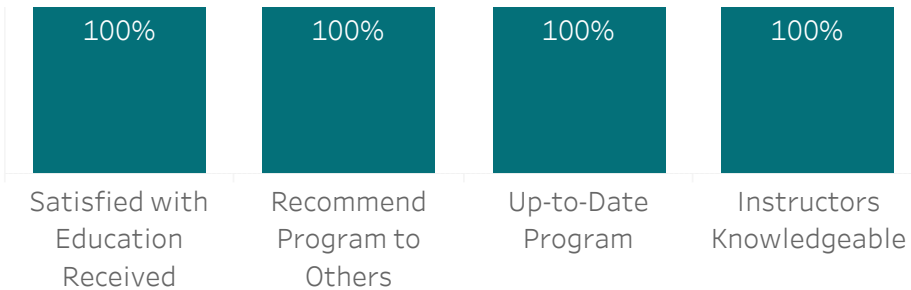


Manufacturing Computer Aided Drafting (CAD)


Certificate

This program provides students with the skills necessary to produce computer-aided mechanical drawings of components and assemblies of industrial machines, machinery parts, and other mechanical equipment. Graduates find employment with engineering firms, consulting firms, manufacturing companies, utility companies, aerospace and other industries where CAD skills are required. Graduates have also found employment as technical representatives, sales persons for metal-working equipment and product companies, shop inspectors, and designers.

Satisfaction - 2018-19



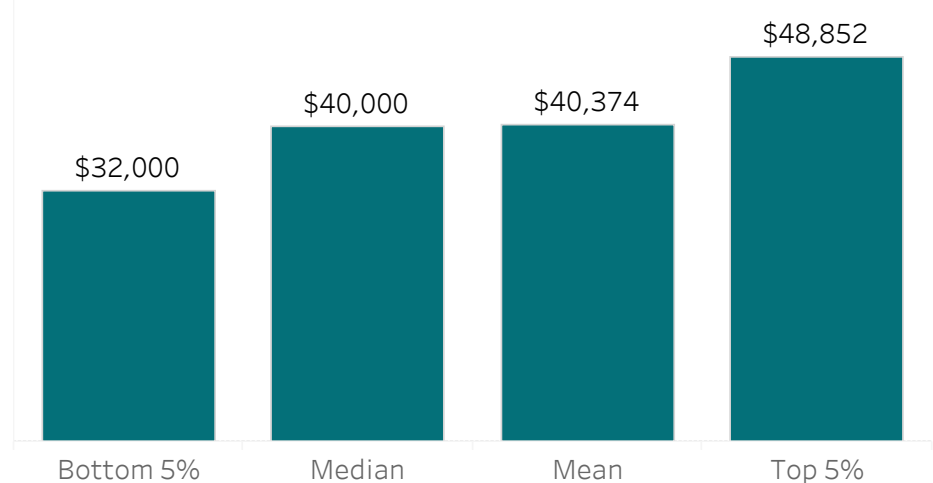
Graduate Activity - 2018-19



Three Year Comparison of Employed Respondents

	2016-17	2018-19
Number of Graduates	13	9
Number of Respondents	3	6
Number of Employed Respondents	3	6
Percentage of Employed Respondents	100%	100%
Number of Respondents Employed in Training Related Occupations	3	6
Percentage of Respondents Employed in Training Related Occupations	100%	100%

Salary - Last Three Years



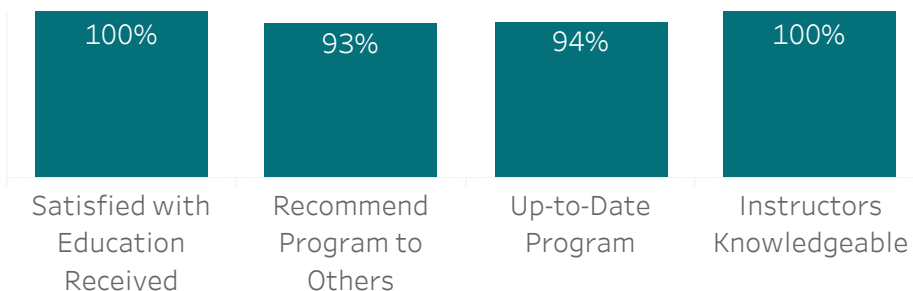


Mechanical Engineering Technology

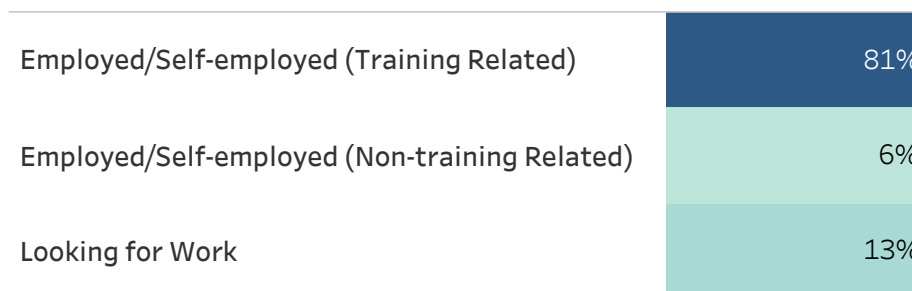
Diploma

This program prepares graduates to work in the design and production of high-quality manufactured goods. Students learn about design, manufacturing methods, quality assurance, equipment selection, computer-aided engineering, building systems design and control, mechanical analysis, computer applications, and supervision and management. It has been accredited by the Certified Technicians and Technologists Association of Manitoba, and the Canadian Council of Technicians and Technologists, providing Canada-wide reciprocity with other provincial organizations. Graduates find employment in design, technical sales, manufacturing, research, instruction, and management in Aerospace, Agriculture, Air conditioning, Consulting engineering, Fluid power, Foundries, Government service, Mining, Refrigeration, and Transportation.

Satisfaction - 2018-19



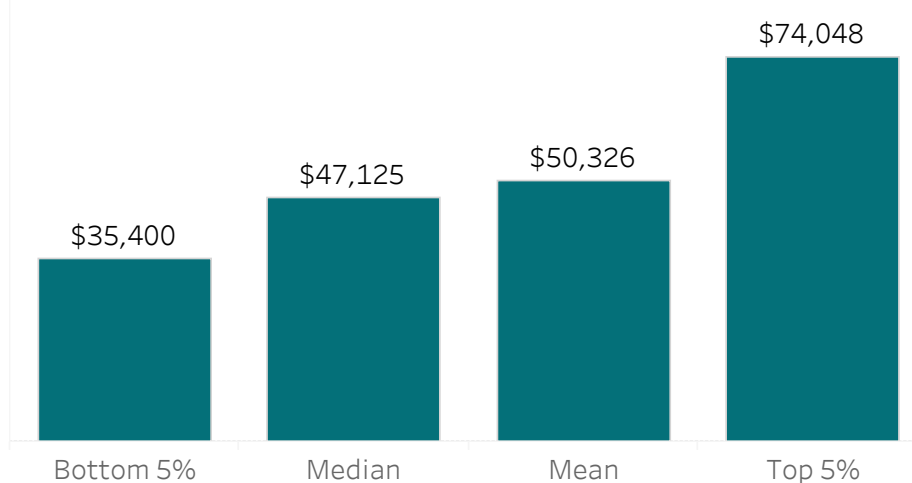
Graduate Activity - 2018-19



Three Year Comparison of Employed Respondents

	2016-17	2017-18	2018-19
Number of Graduates	29	34	23
Number of Respondents	14	16	16
Number of Employed Respondents	11	16	14
Percentage of Employed Respondents	79%	100%	88%
Number of Respondents Employed in Training Related Occupations	10	12	13
Percentage of Respondents Employed in Training Related Occupations	71%	75%	81%

Salary - Last Three Years



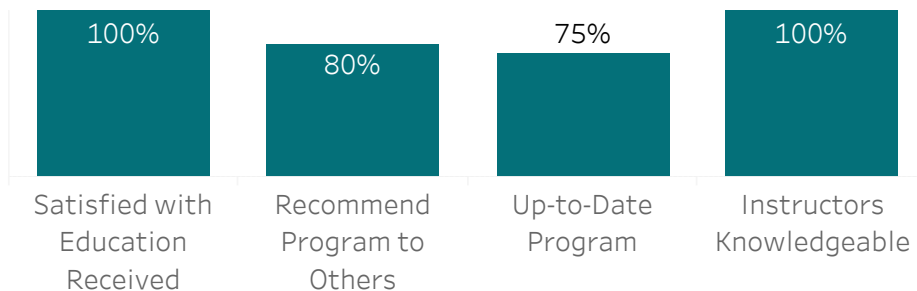


Power Engineering Technology

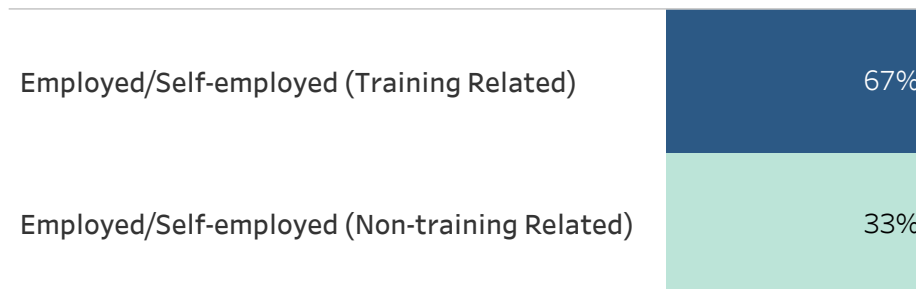
Diploma

This program develops the knowledge and skills required for the safe and efficient operation of process equipment in residential, institutional, commercial, and industrial establishments. The program's main focus is on power plant operation. Upon successful completion of the course requirements students may challenge the Province of Manitoba licensing exams at the Fourth and Third Class levels. The program has an optional exit point at the end of the first year.

Satisfaction - 2018-19



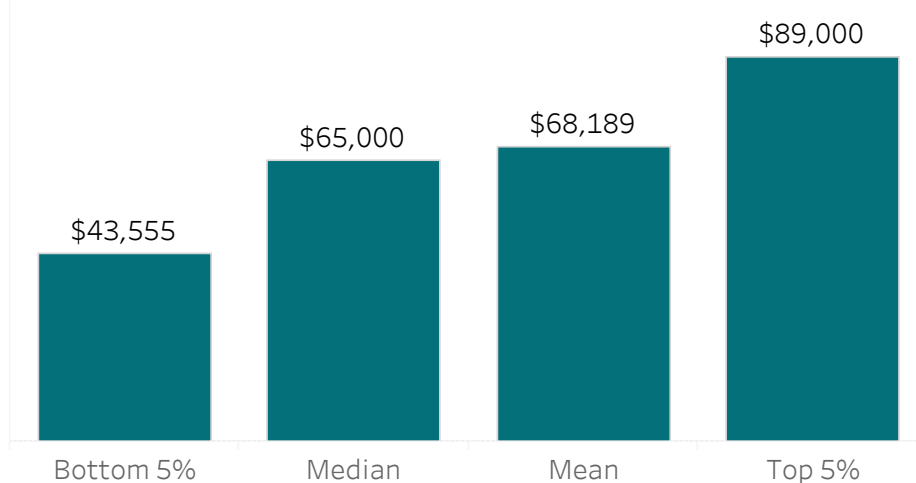
Graduate Activity - 2018-19



Three Year Comparison of Employed Respondents

	2016-17	2017-18	2018-19
Number of Graduates	20	12	14
Number of Respondents	7	8	6
Number of Employed Respondents	6	8	6
Percentage of Employed Respondents	86%	100%	100%
Number of Respondents Employed in Training Related Occupations	4	6	4
Percentage of Respondents Employed in Training Related Occupations	57%	75%	67%

Salary - Last Three Years



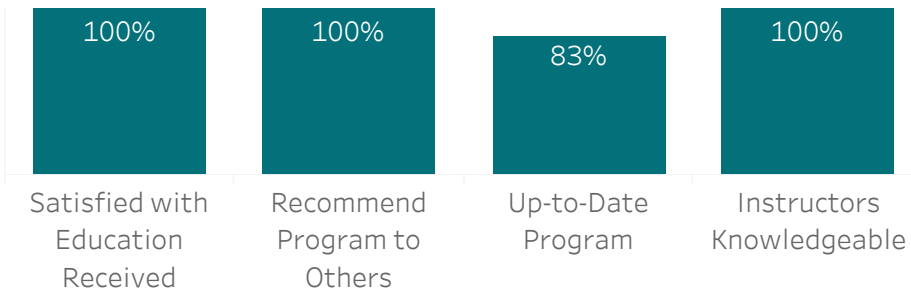


Precision Metal Machining

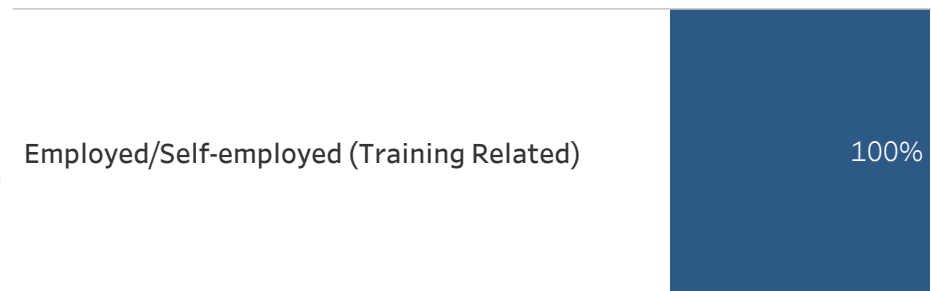
Certificate

This program is a pre-employment program designed for students wishing to pursue an apprenticeship career path as a machinist or enter the workforce as a CNC operator. Graduates may find jobs as entry-level machine operators, or senior machine operators/setters, operations managers. Related employment may also be found in supervisory positions, quality assurance/ inspection, production planning, engineering, product development and research, CNC programming, or technical service and training.

Satisfaction - 2018-19



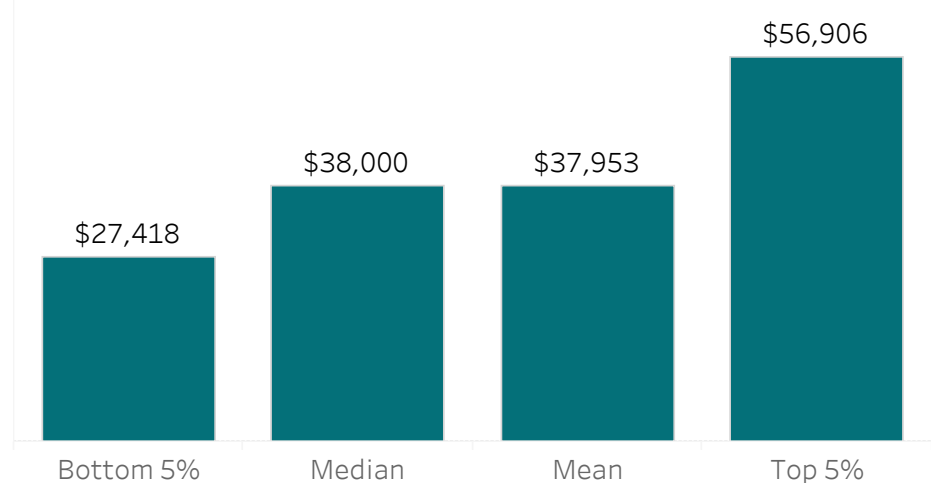
Graduate Activity - 2018-19



Three Year Comparison of Employed Respondents

	2016-17	2017-18	2018-19
Number of Graduates	13	16	10
Number of Respondents	5	12	6
Number of Employed Respondents	5	12	6
Percentage of Employed Respondents	100%	100%	100%
Number of Respondents Employed in Training Related Occupations	3	11	6
Percentage of Respondents Employed in Training Related Occupations	60%	92%	100%

Salary - Last Three Years



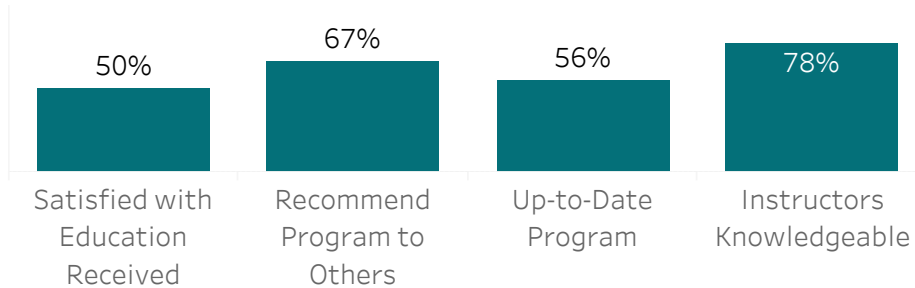


Technology Management

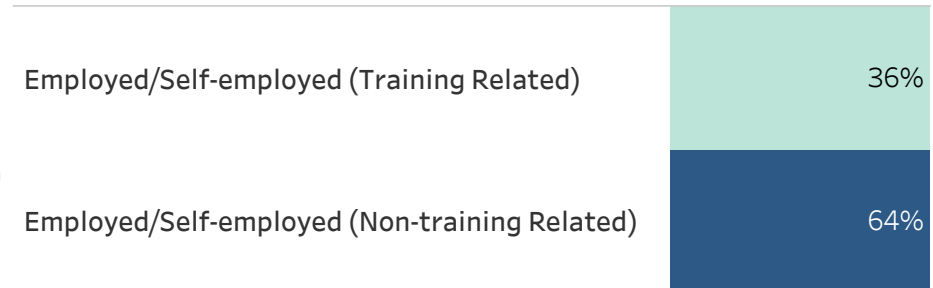
Post-Graduate Diploma

This program is specifically targeted to graduates with technical diplomas and degrees. The program offers a condensed, accessible solution to the demand for advanced management training by providing technologists and others with the knowledge and skills required to perform as supervisors or managers in technical organizations. Many Technology Management students are actively employed while completing program courses. It is expected that graduates of the program will be more competitive for available management opportunities in technological work environments.

Satisfaction - 2018-19



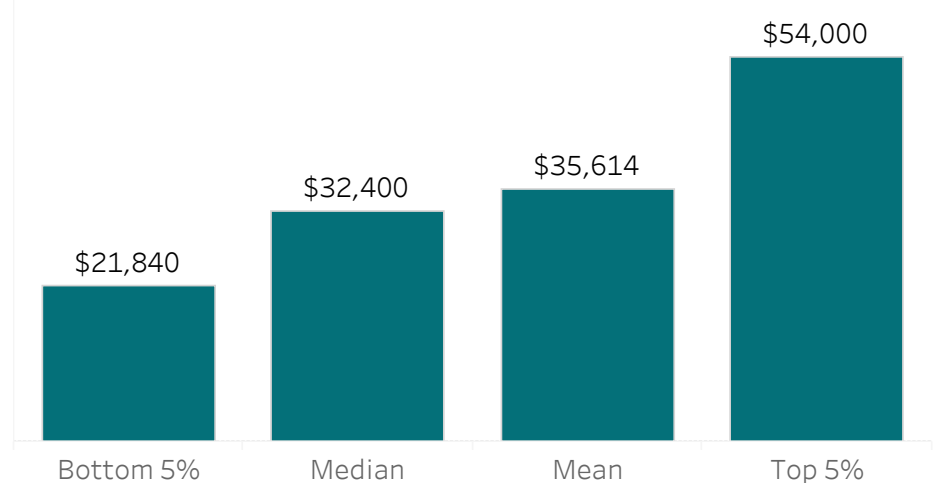
Graduate Activity - 2018-19



Three Year Comparison of Employed Respondents

	2016-17	2017-18	2018-19
Number of Graduates	14	16	24
Number of Respondents	7	9	11
Number of Employed Respondents	7	9	11
Percentage of Employed Respondents	100%	100%	100%
Number of Respondents Employed in Training Related Occupations	6	4	4
Percentage of Respondents Employed in Training Related Occupations	86%	44%	36%

Salary - Last Three Years



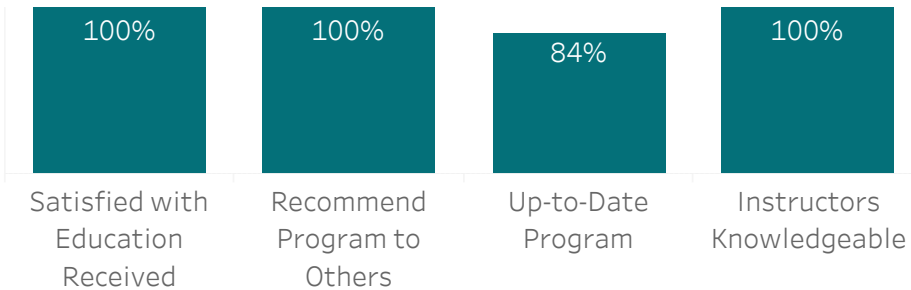


Welding


Certificate

The Welding program develops the skills and knowledge required to safely and effectively perform the oxyacetylene, arc, tungsten inert gas (TIG), and metal inert gas (MIG) welding processes and related operations. This is not an apprenticeship program, but may provide credit transfer opportunities towards apprenticeship. Graduates have found employment in aircraft maintenance, in the manufacturing of farm equipment and in heavy equipment repairs. Other graduates are employed in highway construction, northern mines and hydro-electric power plants.

Satisfaction - 2018-19



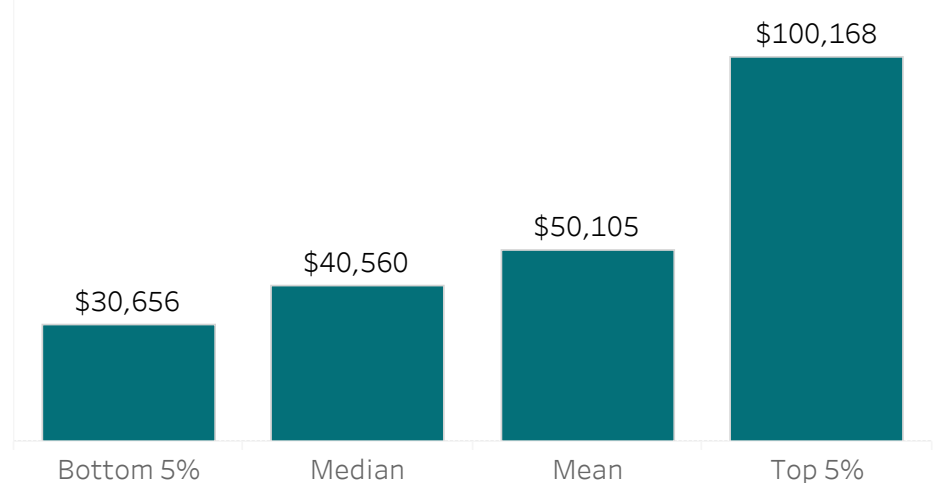
Graduate Activity - 2018-19



Three Year Comparison of Employed Respondents

	2016-17	2017-18	2018-19
Number of Graduates	28	29	30
Number of Respondents	14	23	19
Number of Employed Respondents	13	22	19
Percentage of Employed Respondents	93%	96%	100%
Number of Respondents Employed in Training Related Occupations	13	22	19
Percentage of Respondents Employed in Training Related Occupations	93%	96%	100%

Salary - Last Three Years

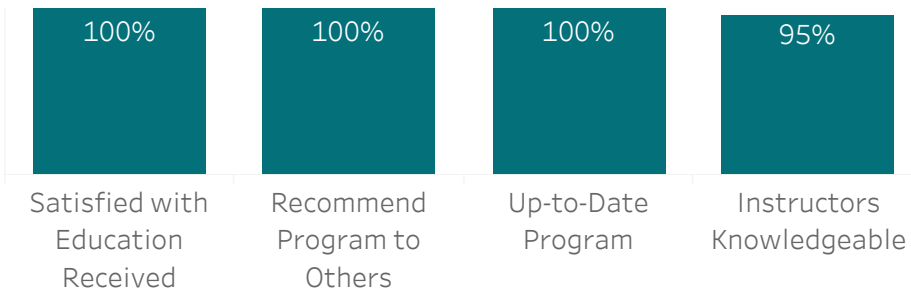




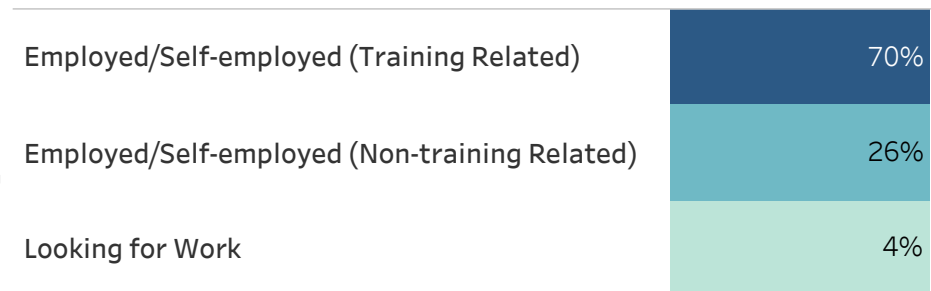
All Programs in Stevenson Aviation & Aerospace Training

Stevenson Campus offers a variety of programs and specialty courses to meet industry requirements and prepare students to work in all aspects of the aviation and aerospace sector.

Satisfaction - 2018-19



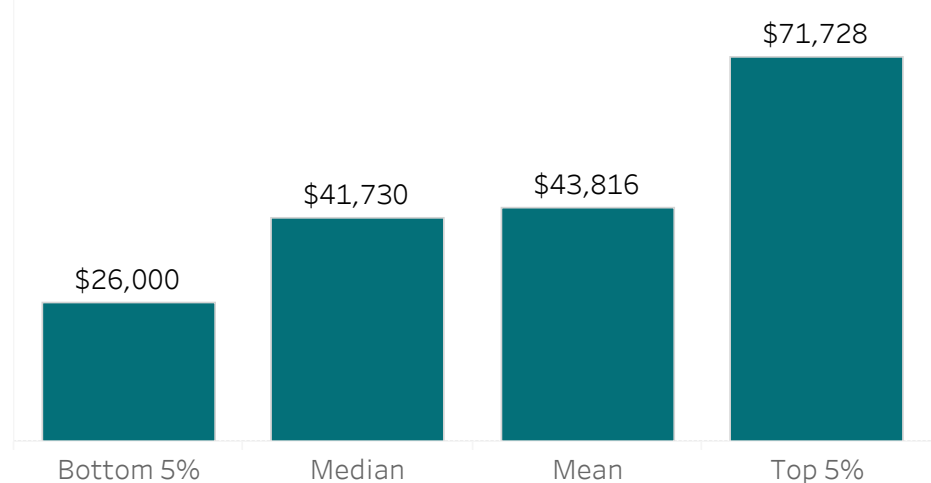
Graduate Activity - 2018-19



Three Year Comparison of Employed Respondents

	2016-17	2017-18	2018-19
Number of Graduates	91	79	84
Number of Respondents	36	36	38
Number of Employed Respondents	33	35	36
Percentage of Employed Respondents	92%	97%	95%
Number of Respondents Employed in Training Related Occupations	27	29	27
Percentage of Respondents Employed in Training Related Occupations	75%	81%	71%

Salary - Last Three Years



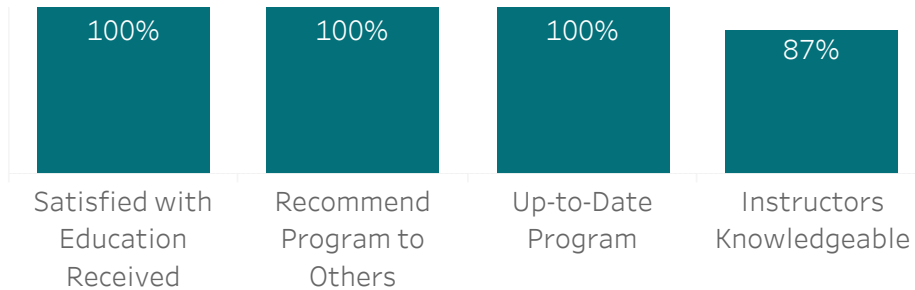


Aerospace Manufacturing

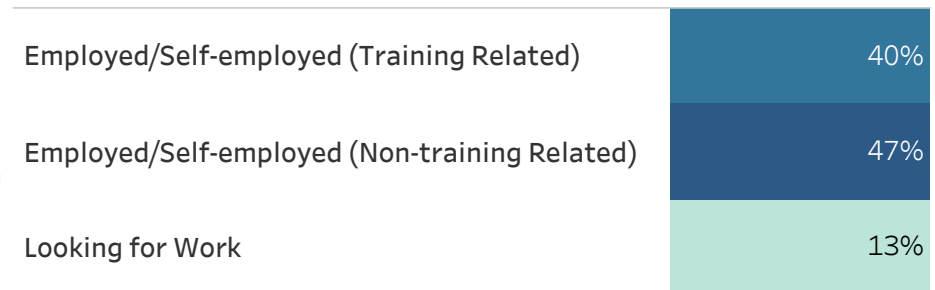
Certificate

Aerospace Manufacturing was collaboratively developed by Boeing Canada, Bristol Aerospace, and Red River College to prepare students for positions as skilled production workers in the area of aerospace composite manufacturing. Graduates of the program have the opportunity to enter a number of companies in the Winnipeg market that repair or manufacture composite structure.

Satisfaction - 2018-19



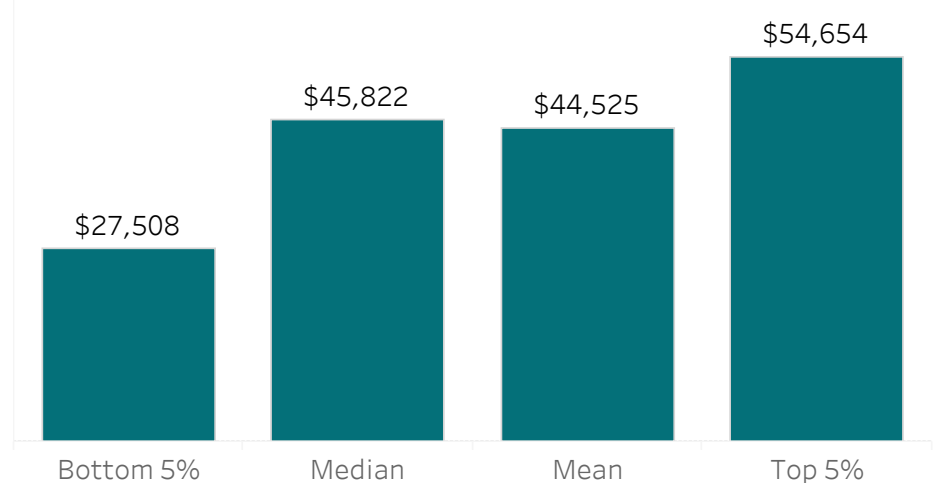
Graduate Activity - 2018-19



Three Year Comparison of Employed Respondents

	2016-17	2017-18	2018-19
Number of Graduates	29	29	26
Number of Respondents	11	16	15
Number of Employed Respondents	11	16	13
Percentage of Employed Respondents	100%	100%	87%
Number of Respondents Employed in Training Related Occupations	8	16	6
Percentage of Respondents Employed in Training Related Occupations	73%	100%	40%

Salary - Last Three Years



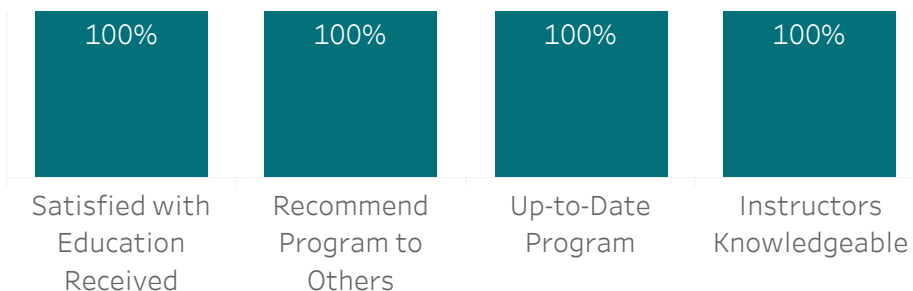


Aircraft Maintenance Engineer

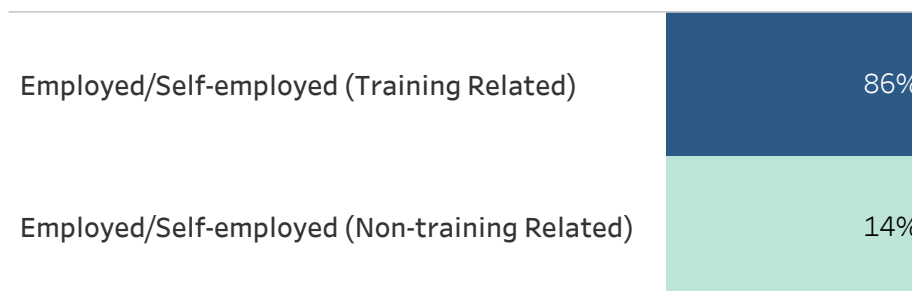
Diploma

The purpose of this program is to develop knowledge and skills in maintenance of both large and small airplanes and helicopters. This program is Transport Canada approved to provide basic training towards an Aircraft Maintenance Engineer "M" License. Graduates may find opportunities across Canada with potential employers including passenger and cargo air carriers, air charter companies, flight schools, and nationally approved Aircraft Maintenance Organizations (AMOs).

Satisfaction - 2018-19



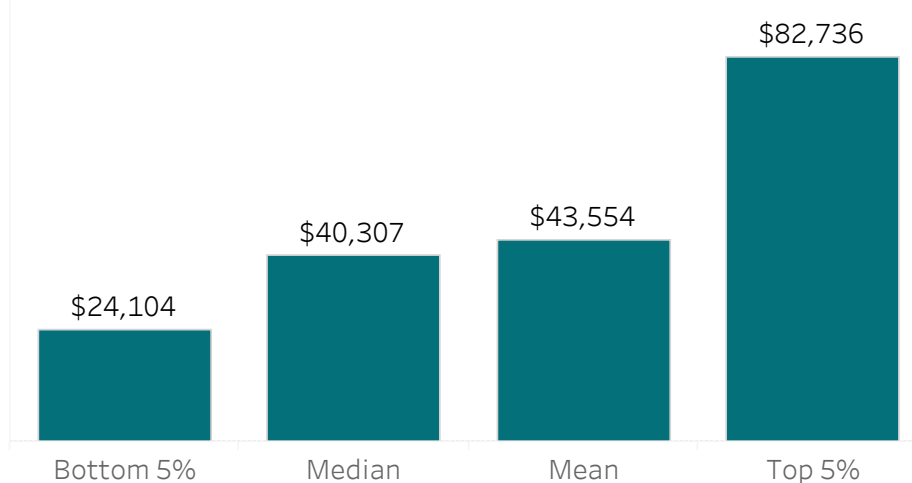
Graduate Activity - 2018-19



Three Year Comparison of Employed Respondents

	2016-17	2017-18	2018-19
Number of Graduates	46	27	29
Number of Respondents	21	9	14
Number of Employed Respondents	19	9	14
Percentage of Employed Respondents	90%	100%	100%
Number of Respondents Employed in Training Related Occupations	16	6	12
Percentage of Respondents Employed in Training Related Occupations	76%	67%	86%

Salary - Last Three Years

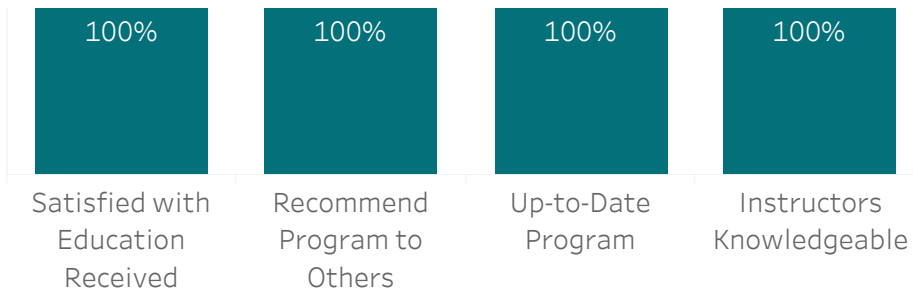




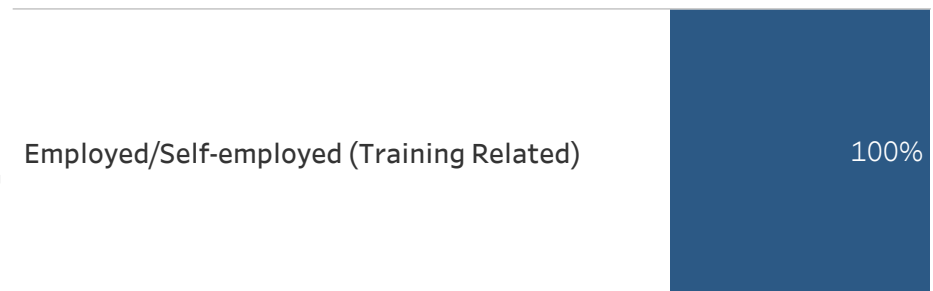
Apprentice Aircraft Maintenance Journeyperson

An aircraft maintenance journeyperson inspects aircraft, completes aircraft weight and balance reports, tows and taxis aircraft, and troubleshoots and repairs aircraft systems. Aircraft maintenance journeypersons are employed by passenger and aircraft carriers and in specialty repair shops.

Satisfaction - 2018-19



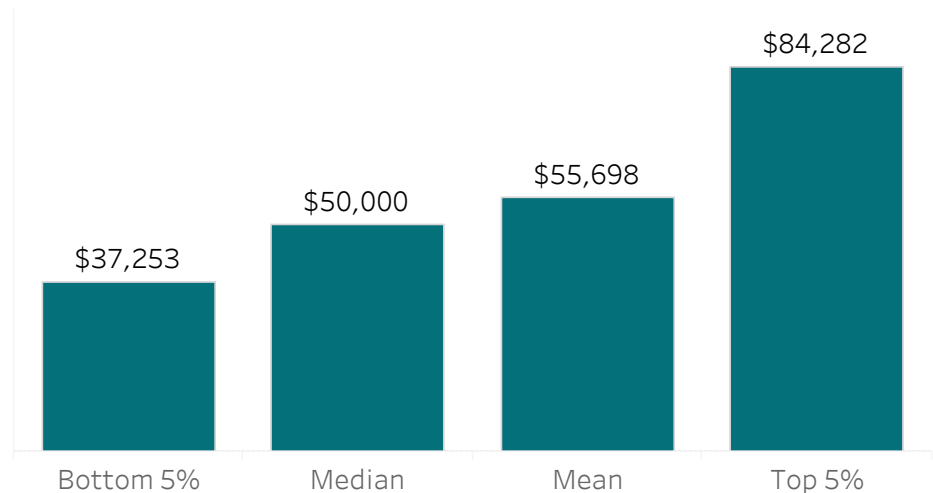
Graduate Activity - 2018-19



Three Year Comparison of Employed Respondents

	2016-17	2017-18	2018-19
Number of Graduates	10	12	19
Number of Respondents	1	5	5
Number of Employed Respondents	1	5	5
Percentage of Employed Respondents	100%	100%	100%
Number of Respondents Employed in Training Related Occupations	1	4	5
Percentage of Respondents Employed in Training Related Occupations	100%	80%	100%

Salary - Last Three Years

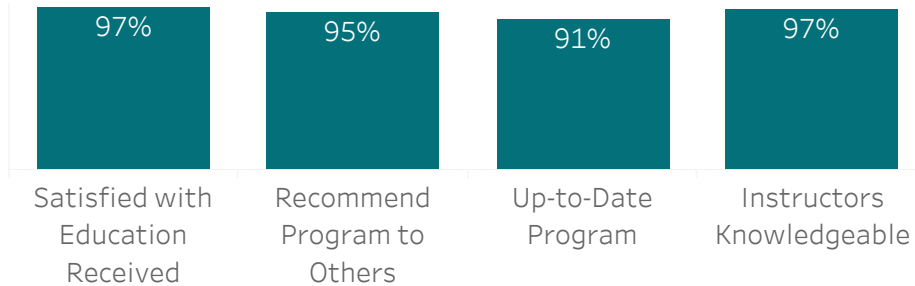




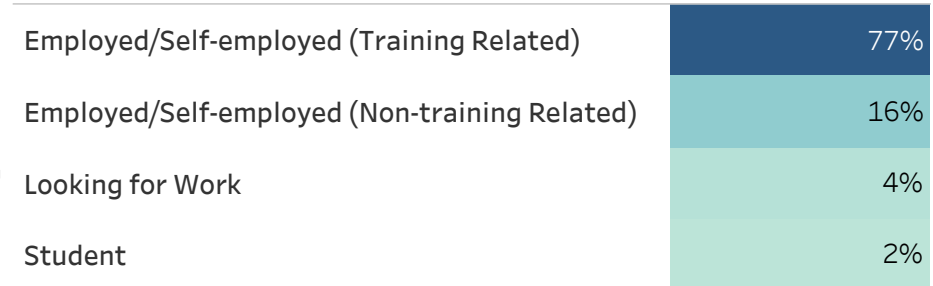
All Programs in Transportation & Heavy Apprenticeship Trades

This division prepares students to work in the automotive maintenance and repair industry, as well as the heavy equipment trades.

Satisfaction - 2018-19



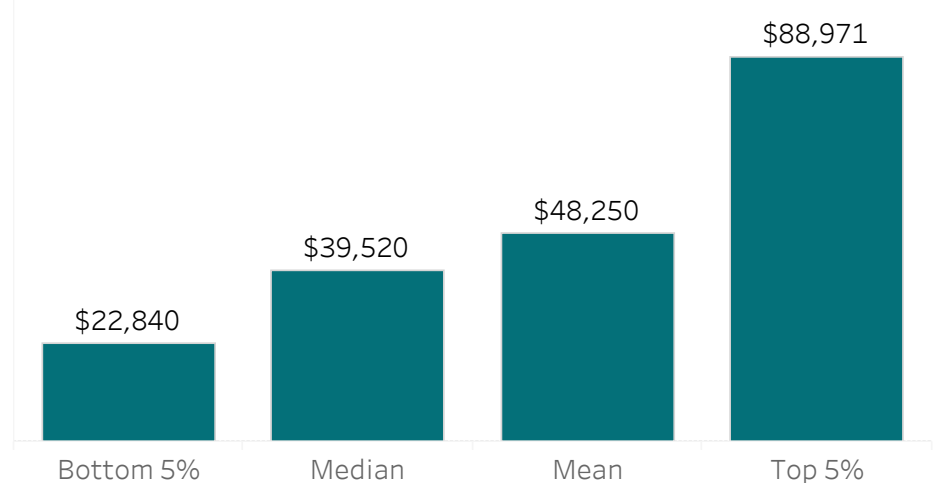
Graduate Activity - 2018-19



Three Year Comparison of Employed Respondents

	2016-17	2017-18	2018-19
Number of Graduates	398	391	420
Number of Respondents	121	182	183
Number of Employed Respondents	106	167	169
Percentage of Employed Respondents	88%	92%	92%
Number of Respondents Employed in Training Related Occupations	94	148	138
Percentage of Respondents Employed in Training Related Occupations	78%	81%	75%

Salary - Last Three Years



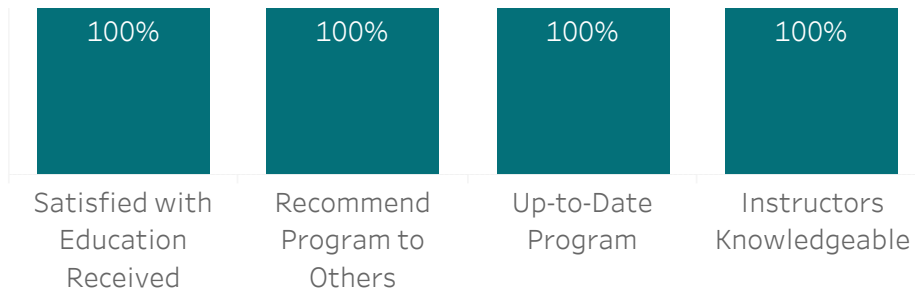


App Automotive Service Technician

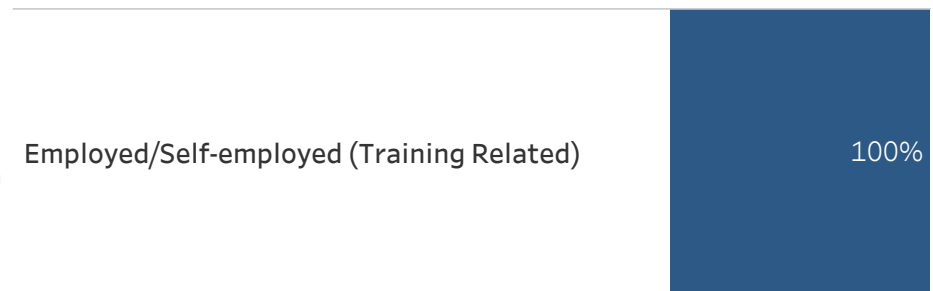
Diploma

An automotive service technician diagnoses malfunctions in automobiles, buses and trucks and repairs them. They work on all parts of both gas-powered and diesel-powered motor vehicles, perform scheduled maintenance and advise customers on work performed, general vehicle conditioning and future repair requirements. Automotive service technicians also perform safety checks for licensing and insurance. Potential employers include automotive dealerships, garages, service stations, specialty shops, manufacturers and public transit systems.

Satisfaction - 2018-19



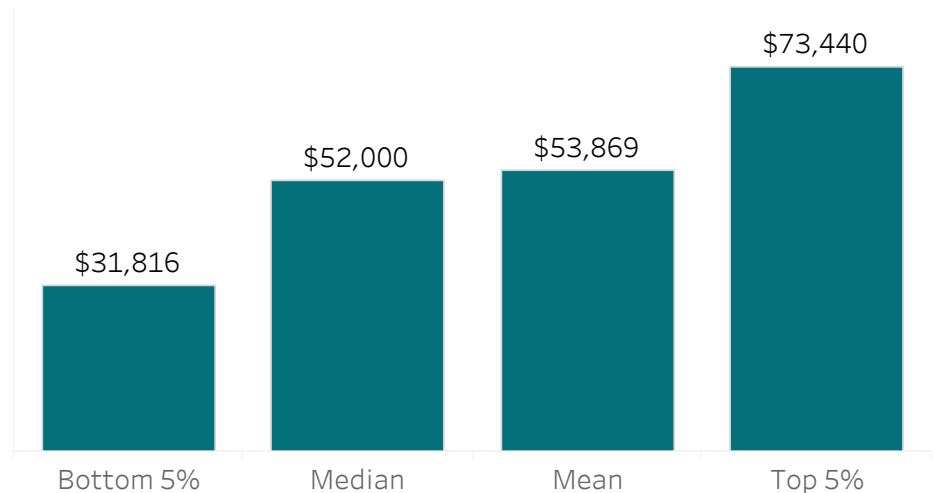
Graduate Activity - 2018-19



Three Year Comparison of Employed Respondents

	2016-17	2017-18	2018-19
Number of Graduates	46	36	46
Number of Respondents	12	11	16
Number of Employed Respondents	11	11	16
Percentage of Employed Respondents	92%	100%	100%
Number of Respondents Employed in Training Related Occupations	10	10	16
Percentage of Respondents Employed in Training Related Occupations	83%	91%	100%

Salary - Last Three Years



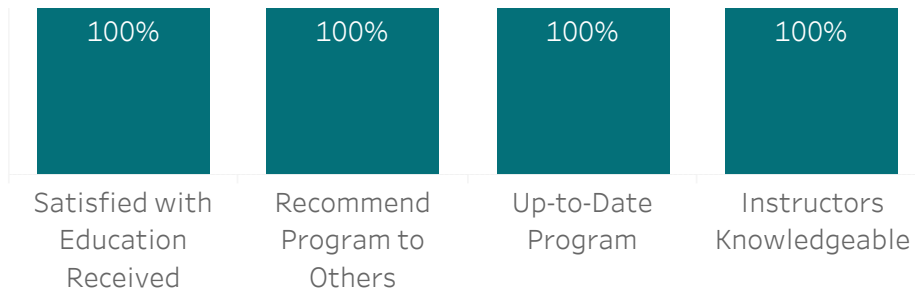


App Motor Vehicle Body Repairer

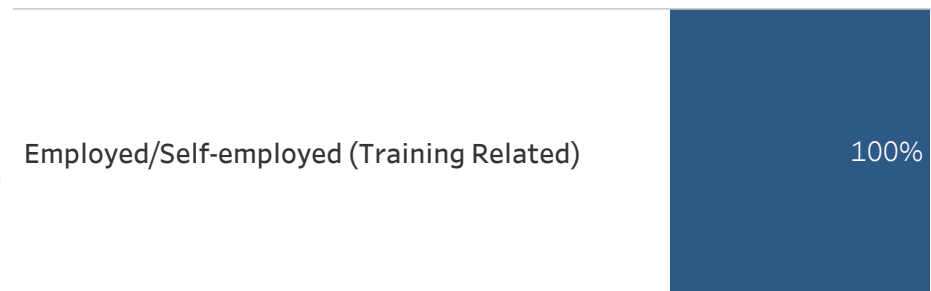
Diploma

Motor vehicle body repairers restore the structural integrity of damaged vehicles by straightening frames, fixing minor body damage, removing badly damaged sections and priming and painting all repaired surfaces. As a motor vehicle body repairer, you will also repair and/or replace vehicle glass and interior and exterior components of the vehicle. Duties also include verifying dimensional accuracy, system functions, passenger protection, proper alignment and proper handling. Employers include autobody repair shops, auto dealerships, specialty automobile shops and public transit systems.

Satisfaction - 2018-19



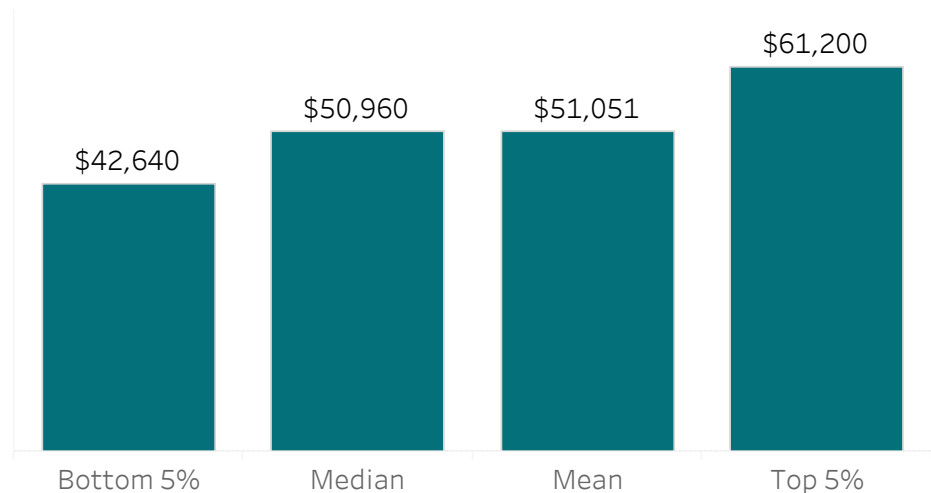
Graduate Activity - 2018-19



Three Year Comparison of Employed Respondents

	2016-17	2017-18	2018-19
Number of Graduates	16	16	23
Number of Respondents	3	4	5
Number of Employed Respondents	3	4	5
Percentage of Employed Respondents	100%	100%	100%
Number of Respondents Employed in Training Related Occupations	3	4	5
Percentage of Respondents Employed in Training Related Occupations	100%	100%	100%

Salary - Last Three Years



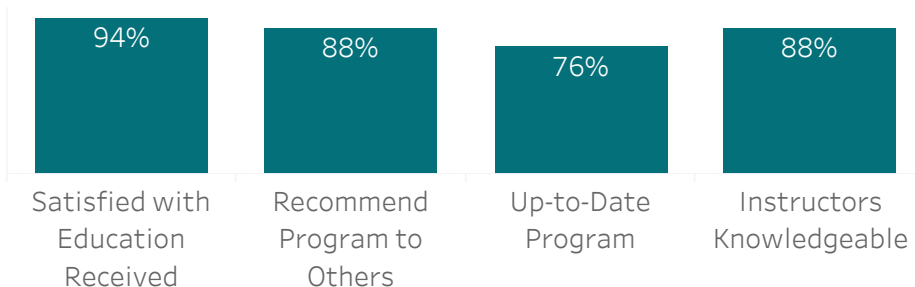


App Truck & Transport Mechanic

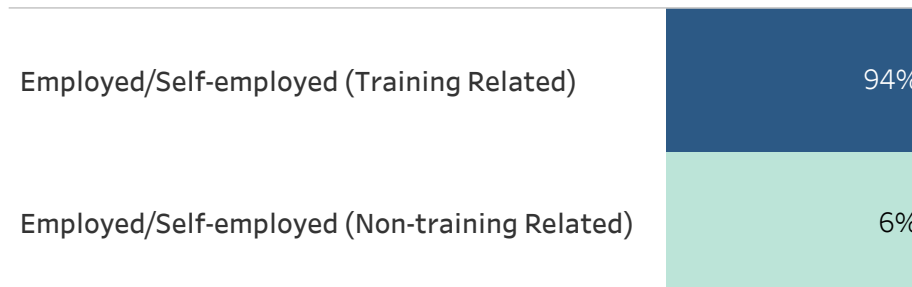
Diploma

A truck and transport mechanic is certified to service, repair, assemble and maintain transport trucks and buses, including those with a gross weight of 4,500 kilograms or more. Equipment registered to carry people, equipment or goods on a highway as designated under The Highway Traffic Act, are also included in this certification. Potential employers include truck and transport dealerships, trucking firms and repair centres.

Satisfaction - 2018-19



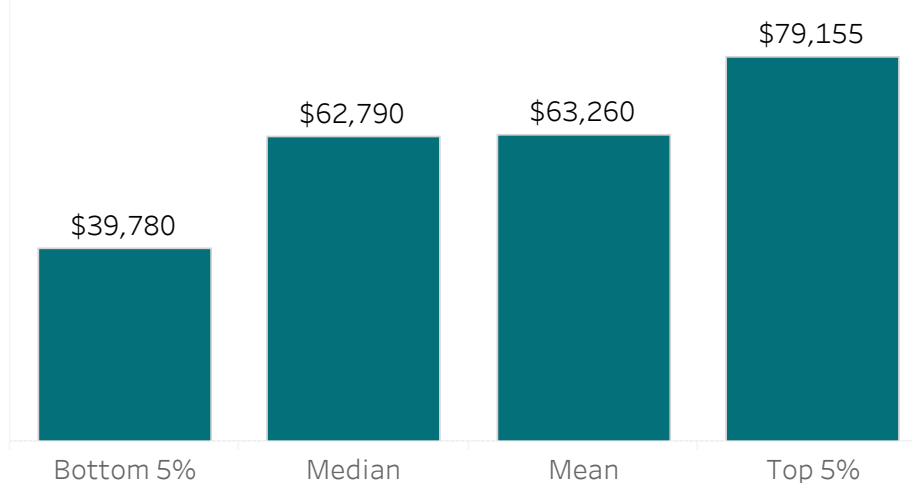
Graduate Activity - 2018-19



Three Year Comparison of Employed Respondents

	2016-17	2017-18	2018-19
Number of Graduates	45	43	67
Number of Respondents	12	11	17
Number of Employed Respondents	12	11	17
Percentage of Employed Respondents	100%	100%	100%
Number of Respondents Employed in Training Related Occupations	12	11	16
Percentage of Respondents Employed in Training Related Occupations	100%	100%	94%

Salary - Last Three Years



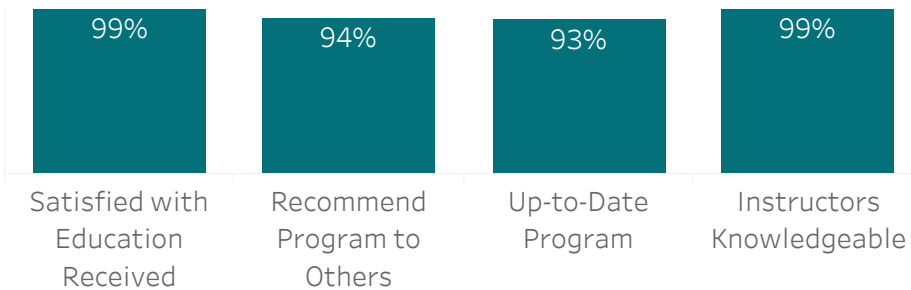


Automotive Technician-Certificate

Certificate

This program is designed to develop an understanding of the basic purpose, construction, operation and service of component parts and assemblies of an automobile. Students acquire the knowledge and skills required to disassemble, inspect, machine, calibrate and reassemble motor vehicle units and components. Graduates find employment in service stations, dealerships, large corporations, farming communities and allied industries where they may work in service, repair, sales, or parts distribution.

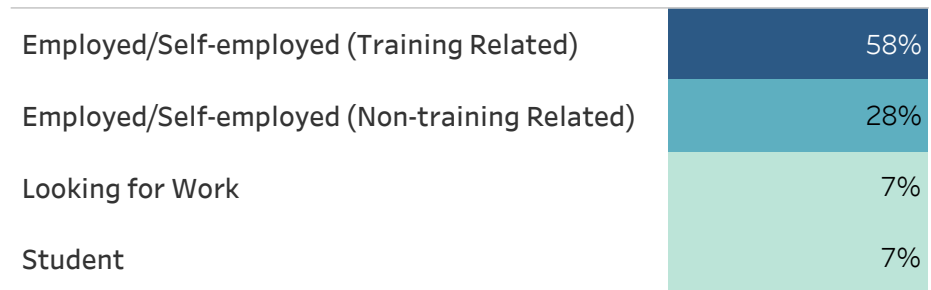
Satisfaction - 2018-19



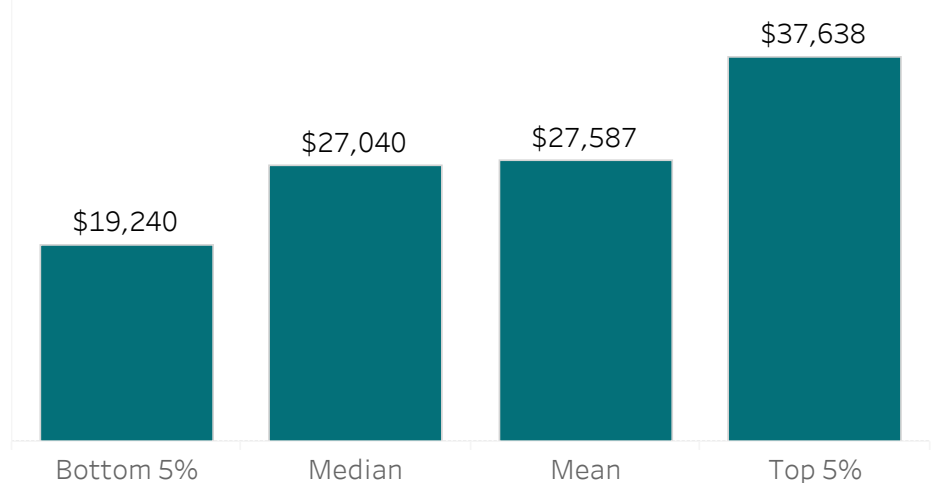
Three Year Comparison of Employed Respondents

	2016-17	2017-18	2018-19
Number of Graduates	94	121	138
Number of Respondents	33	73	72
Number of Employed Respondents	26	66	62
Percentage of Employed Respondents	79%	90%	86%
Number of Respondents Employed in Training Related Occupations	23	52	42
Percentage of Respondents Employed in Training Related Occupations	70%	71%	58%

Graduate Activity - 2018-19



Salary - Last Three Years



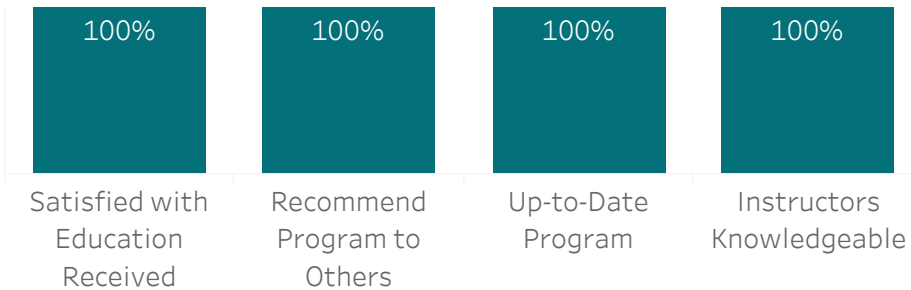


Automotive Technician-Diploma


Diploma

This program supplements the Automotive Technician - Certificate program to develop the skills needed to work in the electronic technician field. Entering students must have completed a 10-month Automotive Technician - Certificate or Heavy Duty Equipment Mechanic (certificate) program or have graduated with a Auto/Power Mechanics program from high school. This is a not an apprenticeship program, but may provide credit transfer opportunities towards apprenticeship. Graduates have found employment in service stations, dealerships, and specialty shops.

Satisfaction - 2018-19



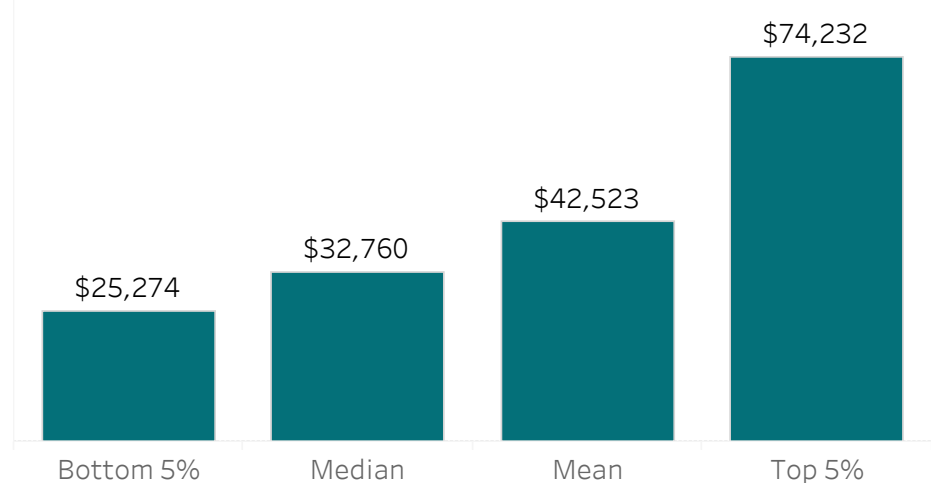
Graduate Activity - 2018-19



Three Year Comparison of Employed Respondents

	2016-17	2017-18	2018-19
Number of Graduates	24	21	14
Number of Respondents	11	11	7
Number of Employed Respondents	8	11	7
Percentage of Employed Respondents	73%	100%	100%
Number of Respondents Employed in Training Related Occupations	8	10	7
Percentage of Respondents Employed in Training Related Occupations	73%	91%	100%

Salary - Last Three Years



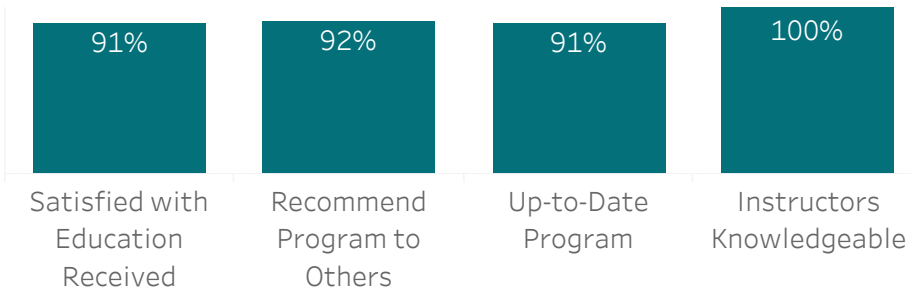


Collision Repair and Refinishing

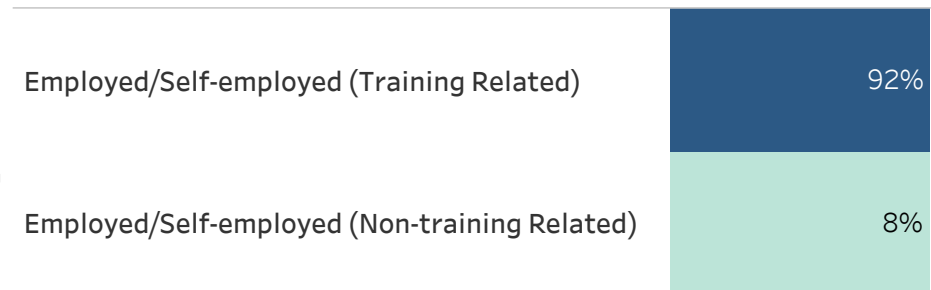
Certificate

Collision Repair and Refinishing provides a basic working knowledge of all areas of metal working and spray painting. Students develop the skills and knowledge required to repair damaged vehicles, including all phases of autobody repair and painting. Many graduates find employment as autobody mechanics, metal finishers, painters' preppers, and bodyframe specialists. Others are employed as claims adjusters, collision estimators or shop supervisors.

Satisfaction - 2018-19



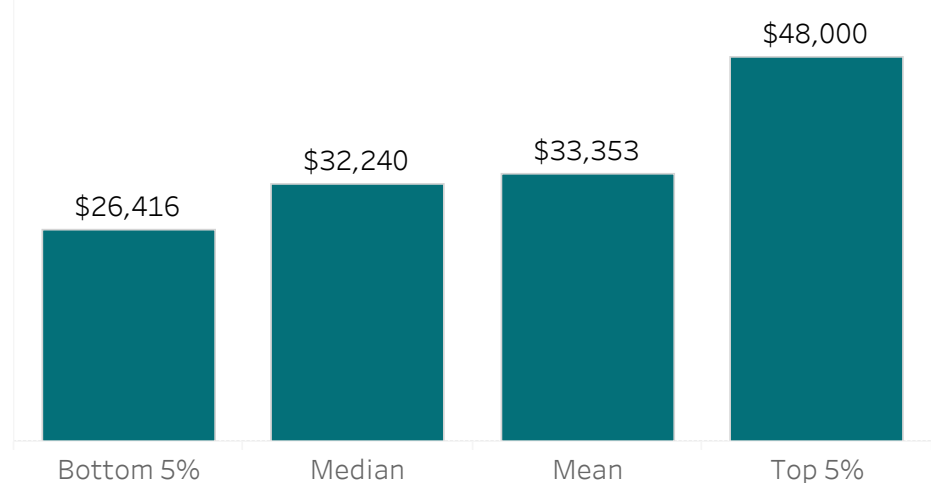
Graduate Activity - 2018-19



Three Year Comparison of Employed Respondents

	2016-17	2017-18	2018-19
Number of Graduates	23	28	28
Number of Respondents	7	16	12
Number of Employed Respondents	7	14	12
Percentage of Employed Respondents	100%	88%	100%
Number of Respondents Employed in Training Related Occupations	7	14	11
Percentage of Respondents Employed in Training Related Occupations	100%	88%	92%

Salary - Last Three Years



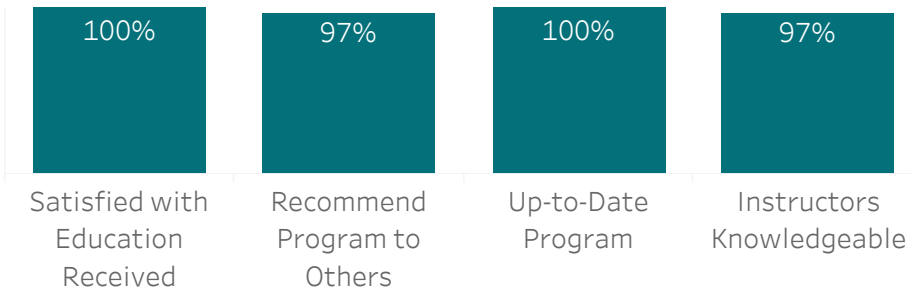


Heavy Duty Equipment Mechanic

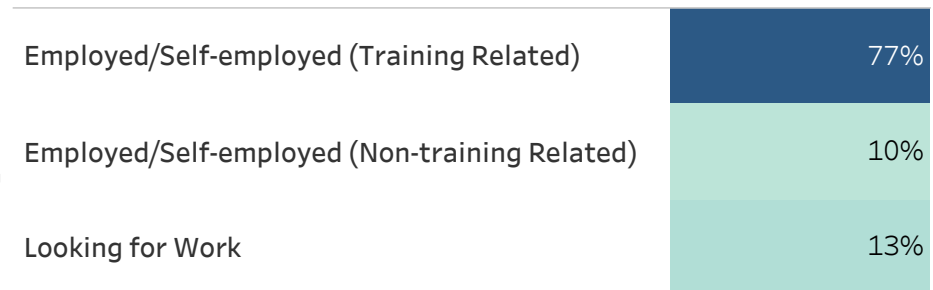
Certificate

This program is designed to prepare students to adjust, service, and repair a variety of heavy mobile equipment, usually diesel powered, used in construction, agricultural, or highway transportation. Students develop basic knowledge and skills required to perform routine maintenance and repairs to vehicle systems and components. Graduates find employment in the agricultural, construction or transportation sectors.

Satisfaction - 2018-19



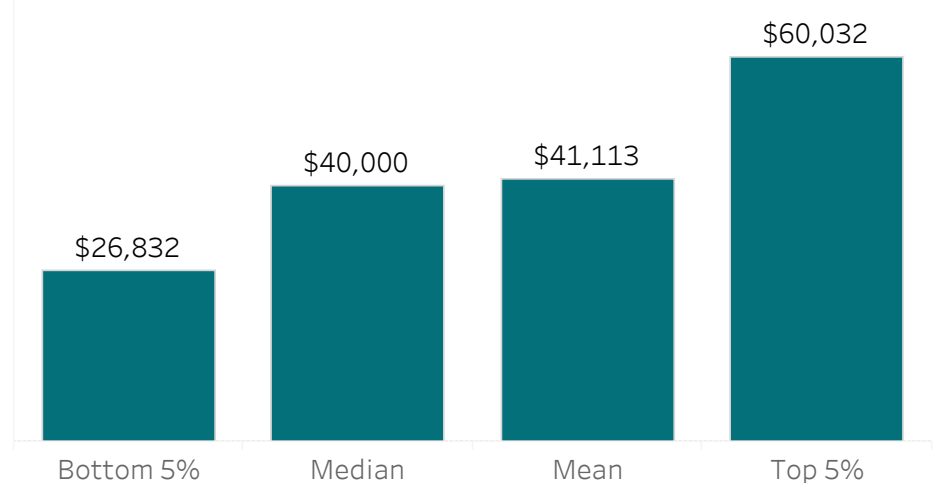
Graduate Activity - 2018-19



Three Year Comparison of Employed Respondents

	2016-17	2017-18	2018-19
Number of Graduates	46	59	57
Number of Respondents	20	31	31
Number of Employed Respondents	18	27	27
Percentage of Employed Respondents	90%	87%	87%
Number of Respondents Employed in Training Related Occupations	14	25	24
Percentage of Respondents Employed in Training Related Occupations	70%	81%	77%

Salary - Last Three Years



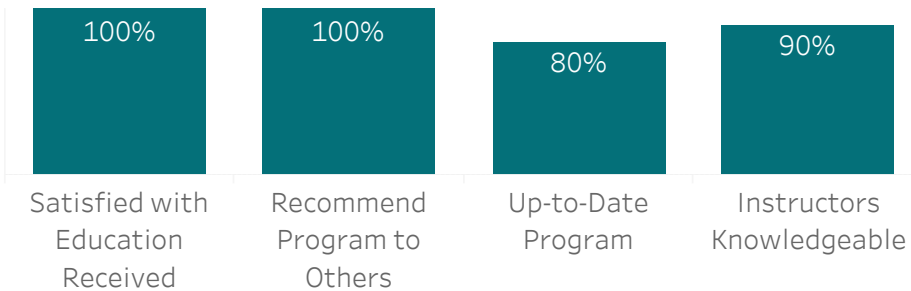


Outdoor Power Equipment Technician

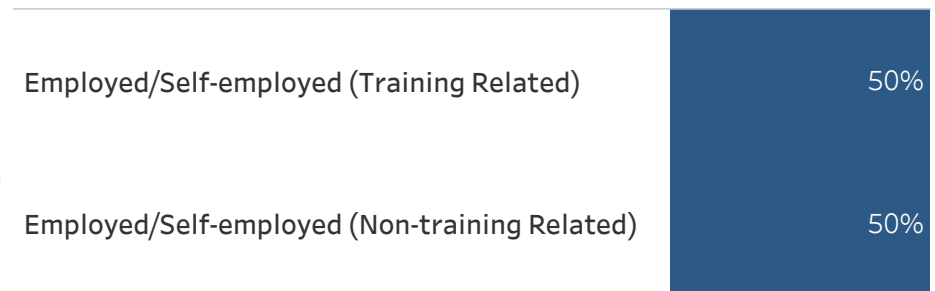
Certificate

This program provides students with the skills and knowledge required for entry-level employment in the power equipment repair field. Graduates find employment with a variety of companies engaged in the sales or service of power equipment. Such companies may include agricultural equipment dealers, private power equipment sales and repair shops, rural agribusiness and various federal, provincial and municipal government departments, motorcycle and ATV dealerships, lawn and garden outlets, rental centres, remote fishing lodges, and marine, snowmobile, and personal watercraft dealerships.

Satisfaction - 2018-19



Graduate Activity - 2018-19



Three Year Comparison of Employed Respondents

	2016-17	2017-18	2018-19
Number of Graduates	14	26	26
Number of Respondents	7	15	12
Number of Employed Respondents	6	13	12
Percentage of Employed Respondents	86%	87%	100%
Number of Respondents Employed in Training Related Occupations	4	12	6
Percentage of Respondents Employed in Training Related Occupations	57%	80%	50%

Salary - Last Three Years

