



# Graduate Satisfaction and Employment Report

2016-17 GRADUATES

WHAT WE'RE DOING IS WORKING.

 RED RIVER COLLEGE

# Introduction

This Graduate Satisfaction & Employment report summarizes the findings of the surveys of Red River College (RRC) graduates from regular, apprenticeship, continuing education, and regional campus programs. This report includes survey results from the 2016/2017 academic year.

The College conducts these surveys of graduates every year to understand employment outcomes and the attitudes and feelings of graduates about their education at RRC. The findings are used across the College to improve programs.

The College's academic aim is to help create successful careers for learners and a skilled workforce for the community by providing comprehensive, inclusive, and accessible learning opportunities through high quality, leading edge, applied education programs. To assess how well the College is doing in this endeavor, it is essential to seek out our graduates and ask what they are doing.

This report serves many purposes. It helps establish the College's accountability to the Advanced Education and Skills Division and the Province of Manitoba, as well as to graduates and students, and to all Manitobans. It also helps in the continuous improvement of our academic programming as results from the surveys are used for reviews throughout the College. Overall, the knowledge provided by our graduates informs RRC's planning.

Prospective students, high school and college counselors, academic advisors, faculty, and many others who are involved in the career planning and decision-making process for current and prospective students, use this report.

The pages that follow include a number of tables and charts at a college-wide, school and program level providing employment related information and education satisfaction ratings. There is a wealth of information on the outcomes of our graduates. The primary objectives of the surveys are to:

- Ascertain the employment status of graduates, their quality of employment and whether this employment is related to their field of study;
- Examine the opinions and attitudes of graduates about the education received at Red River College; and
- Obtain employment information such as job positions, incomes, and work locations.

Comments about this Report or questions about the methodology can be directed to the Institutional Analysis and Planning Department at [rrcsurveys@rrc.ca](mailto:rrcsurveys@rrc.ca). The report is available online at [www.rrc.ca/numbers/reports/](http://www.rrc.ca/numbers/reports/) under Student and Graduate Reports.

# Highlights - 2016/2017 Graduates

Red River College's Satisfaction and Employment survey of 2016/2017 graduates shows that graduates continue to find jobs in Manitoba and express high levels of satisfaction with their education.

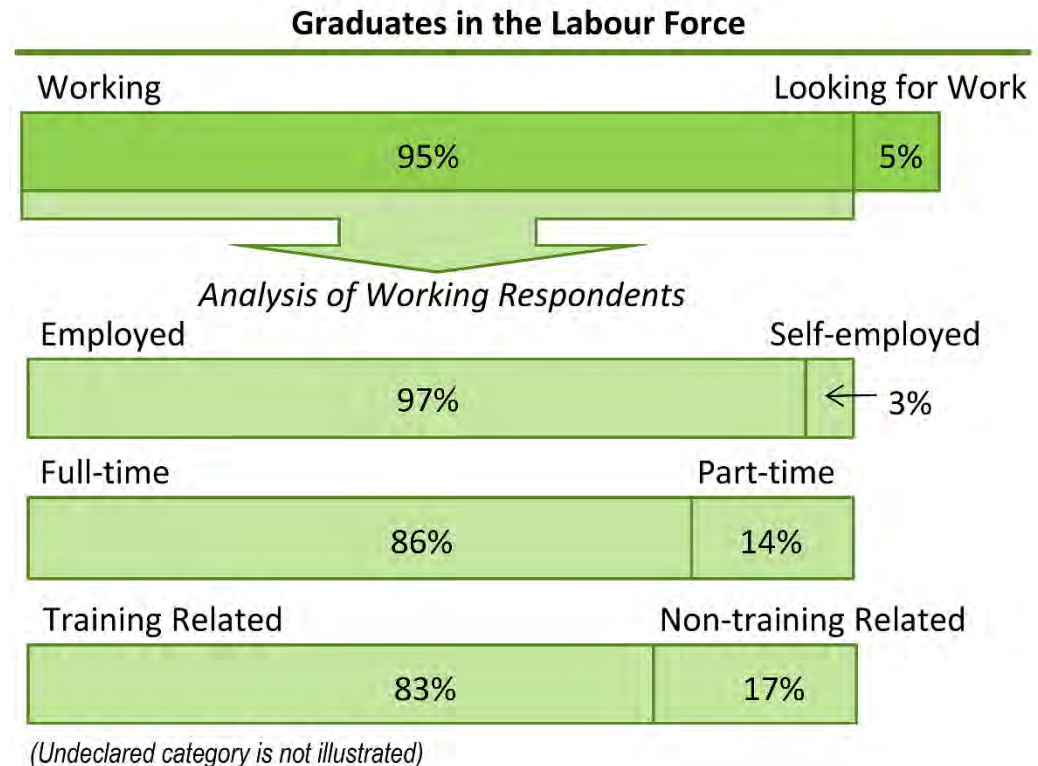
Of all graduates who responded to the survey, 87 percent were employed and 6 percent were furthering their education.

Ninety-four percent of all respondents reported that they were very satisfied or satisfied with their education at Red River College and 93 percent said they would recommend their program to others.

## Labour Force\*

Of those graduates who were in the labour force, seeking employment, 95 percent found jobs. Only 5 percent were looking for work. Also, of the responding employed graduates who reported an employer's address, 94 percent were working in Manitoba.

Notably, 83 percent of working graduates were employed or self-employed in a field related to the education and training they received. Additionally, 86 percent of these graduates reported that they were employed full-time.



**\*Note:** Labour Force information includes those employed or looking for employment as provided by Regular, Regional, Apprenticeship and Continuing Education graduates. Starting this year, the *working in Manitoba* calculation includes apprenticeship graduates.

# Table of Contents

<b>All Red River College Programs .....</b>	<b>1</b>	<b>All Programs in Business &amp; Management (CE) .....</b>	<b>32</b>
<b>All Programs in Business &amp; Applied Arts .....</b>	<b>2</b>	Accounting .....	33
<b>All Programs in Applied Commerce &amp; Management Education .....</b>	<b>3</b>	Administrative Assistant .....	34
Business Admin – Financial Services .....	4	Business and Administrative Studies .....	35
Business Admin – Human Resource Management .....	5	Management Development.....	36
Business Admin – Marketing .....	6	<b>All Programs in Community Services (CE) .....</b>	<b>37</b>
Business Administration – Accounting .....	7	Applied Counselling.....	38
Business Administration – Administration .....	8	Justice and Public Safety .....	39
International Business .....	9	Therapeutic Recreation Facilitator for Older Adults.....	40
<b>All Programs in Applied Computer Education .....</b>	<b>10</b>	<b>All Programs in Education, Foundation Studies (CE).....</b>	<b>41</b>
Applied Accounting.....	11	Educational Assistant Certificate .....	42
Business Information Technology .....	12	<b>All Programs in Health Sciences (CE).....</b>	<b>43</b>
Introduction to Business Information Technology .....	13	Health Care Aide .....	44
<b>All Programs in Creative Arts .....</b>	<b>14</b>	Health Services Leadership and Management.....	45
3D Computer Graphics .....	15	Health Unit Clerk.....	46
Creative Communications.....	16	Occupational Health & Safety .....	47
Deaf Studies .....	17	<b>All Programs in Industry and Transportation (CE).....</b>	<b>48</b>
Digital Media Design .....	18	Building Construction Technician .....	49
Graphic Design .....	19	Drafting/CAD .....	50
Graphic Design - Advanced.....	20	Industrial Electrical Maintenance .....	51
Library and Information Technology.....	21	Operations Management.....	52
<b>All Programs in Hospitality and Culinary Arts.....</b>	<b>22</b>	Railway Conductor .....	53
Culinary Arts .....	23	<b>All Programs in Information Technology (CE).....</b>	<b>54</b>
Hospitality and Tourism Management.....	24	Business Analyst .....	55
Hotel & Restaurant Management .....	25	Professional Photography .....	56
<b>All Programs in Continuing Education .....</b>	<b>26</b>	Project Management .....	57
<b>All Programs in Applied Arts &amp; Communications (CE) .....</b>	<b>27</b>	Software Development.....	58
Graphic Communications .....	28	Technology Management - Certificate .....	59
Human Resource Management .....	29	<b>All Programs in Education, Arts &amp; Science .....</b>	<b>60</b>
Legal Assistant .....	30	<b>All Programs in Teacher Education .....</b>	<b>61</b>
Residential Decorating .....	31	Certificate in Adult Education.....	62
		Technical Vocational Teacher Education.....	63



# Table of Contents

<b>All Programs in Health Sciences &amp; Community Services .....</b>	<b>64</b>	<b>All Programs in Steinbach Campus .....</b>	<b>94</b>
<b>All Programs in Allied Health Sciences .....</b>	<b>65</b>	Administrative Assistant .....	95
Diagnostic Medical Sonography - Ultrasound.....	66	Business Administration-Accounting .....	96
Medical Laboratory Sciences.....	67	Health Care Aide .....	97
Medical Radiologic Technology.....	68	<b>All Programs in Winkler Campus .....</b>	<b>98</b>
Paramedicine - Primary Care Paramedicine .....	69	Administrative Assistant .....	99
<b>All Programs in Community Services.....</b>	<b>70</b>	Educational Assistant Certificate .....	100
Child and Youth Care .....	71	Health Care Aide .....	101
Disability and Community Services .....	72	<b>All Programs in Skilled Trades &amp; Technology.....</b>	<b>102</b>
Early Childhood Education.....	73	<b>All Programs in Civil Engineering Technology.....</b>	<b>103</b>
Early Childhood Education Workplace .....	74	Architectural/Engineering Technology.....	104
<b>All Programs in Life Sciences.....</b>	<b>75</b>	Building Design Technology .....	105
Dental Assisting.....	76	Construction Management.....	106
Pharmaceutical Manufacturing .....	77	Geographic Information Systems Technology.....	107
QA/QC in the Pharmaceutical Industry .....	78	Geomatics Technology.....	108
Veterinary Technology .....	79	Municipal Engineering Technology.....	109
<b>All Programs in Nursing .....</b>	<b>80</b>	Structural Engineering Technology .....	110
Health Care Aide .....	81	<b>All Programs in Construction Trades .....</b>	<b>111</b>
Nursing.....	82	App Carpenter.....	112
<b>All Programs in Indigenous &amp; Strategic Planning .....</b>	<b>83</b>	App Common Core Domestic Gasfitter B .....	113
Computer Applications for Business .....	84	App Plumber .....	114
Introduction to Trades .....	85	App Refrigeration & Air Conditioning Mechanic Commercial.....	115
<b>All Programs in Regional Campuses .....</b>	<b>86</b>	Cabinetry and Woodworking - Certificate.....	116
<b>All Programs in Interlake /Peguis – Fisher River Campus .....</b>	<b>87</b>	Carpentry .....	117
Interlake Campus:		Plumbing .....	118
Child and Youth Care .....	88	Refrigeration & Air Conditioning Technician .....	119
Educational Assistant Certificate .....	89	<b>All Programs in Electrical/Electronics .....</b>	<b>120</b>
Health Care Aide .....	90	Electrical Engineering Technology .....	121
Peguis – Fisher River Campus:		Electronic Engineering Technology .....	122
Computer Applications for Business .....	91	Introduction to Electrical Engineering Technology.....	123
<b>All Programs in Portage Campus.....</b>	<b>92</b>	Network Technology (CCNA).....	124
Health Care Aide .....	93		

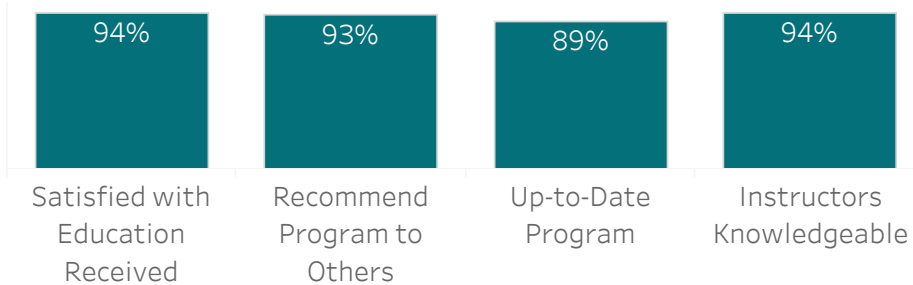
## Table of Contents

<b>All Programs in Electrical, Mechanical &amp; Manufacturing.....</b>	<b>125</b>
App Construction Electrician.....	126
App Power Electrician .....	127
Electrical.....	128
Manufacturing Technician.....	129
Mechanical Engineering Technology .....	130
Power Engineering Technology.....	131
Precision Metal Machining .....	132
Technology Management .....	133
Welding .....	134
<b>All Programs in Stevenson Aviation &amp; Aerospace Training .....</b>	<b>135</b>
Aerospace Manufacturing .....	136
Aircraft Maintenance Engineer .....	137
<b>All Programs in Transportation &amp; Heavy Apprenticeship Trades.....</b>	<b>138</b>
App Automotive Service Technician.....	139
App Truck & Transport Mechanic.....	140
Automotive Technician-Certificate.....	141
Automotive Technician-Diploma.....	142
Collision Repair and Refinishing.....	143
Heavy Duty Equipment Mechanic .....	144
Outdoor Power Equipment Technician .....	145

# All Red River College Programs

RRC provides flexible, accessible, quality education designed to help you succeed. With more than 200 full and part-time degree, diploma and certificate options, our programs and courses offer something for everyone. There are more than 100 full-time programs that deliver the hands-on experience you need to succeed and with campuses throughout Manitoba, we've got you covered.

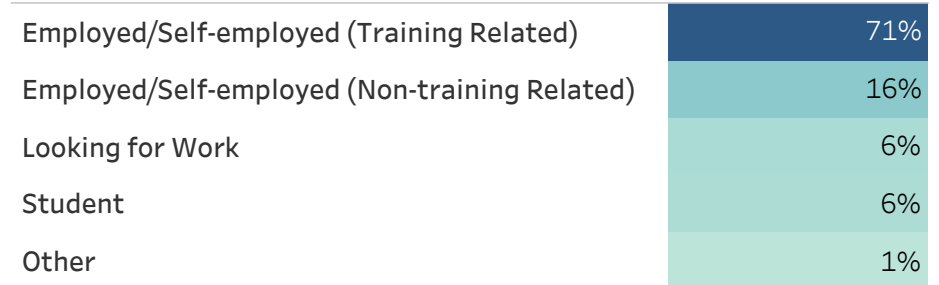
## Satisfaction - 2016-17



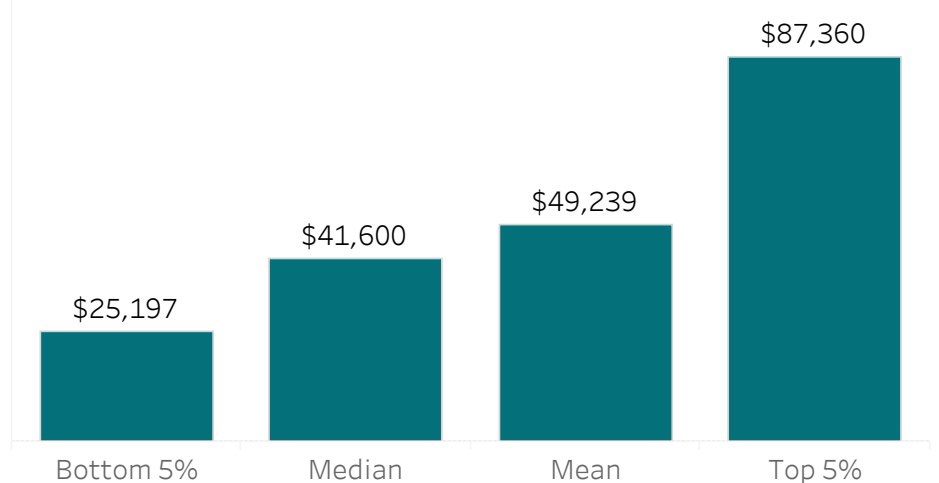
## Three Year Comparison of Employed Respondents

	2014-15	2015-16	2016-17
Number of Graduates	4,680	4,373	4,663
Number of Respondents	2,402	2,421	2,026
Number of Employed Respondents	1,954	2,049	1,765
Percentage of Employed Respondents	81%	85%	87%
Number of Respondents Employed in Training Related Occupations	1,570	1,655	1,444
Percentage of Respondents Employed in Training Related Occupations	65%	68%	71%

## Graduate Activity - 2016-17



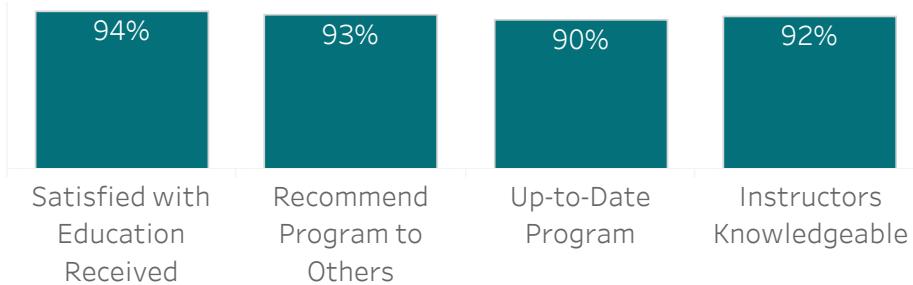
## Salary - Last Three Years



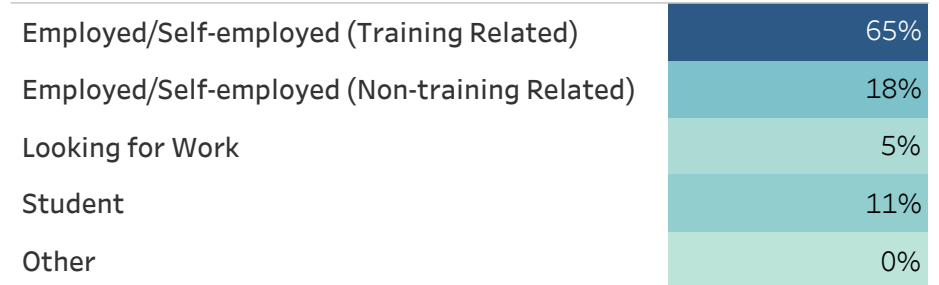
## All Programs in Business & Applied Arts

Business and Applied Arts consists of four divisions: Applied Computer Education, Applied Commerce & Management Education, Creative Arts, and Hospitality and Culinary Arts. This school offers programs designed to meet the specific needs of the business, information technology, graphics and communications, and hospitality professions.

### Satisfaction - 2016-17



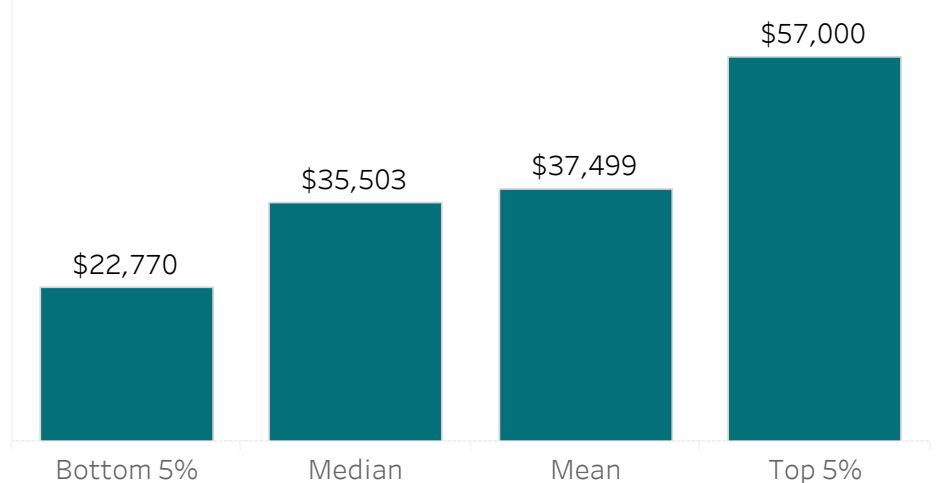
### Graduate Activity - 2016-17



### Three Year Comparison of Employed Respondents

	2014-15	2015-16	2016-17
Number of Graduates	958	916	1,019
Number of Respondents	574	511	473
Number of Employed Respondents	432	411	393
Percentage of Employed Respondents	75%	80%	83%
Number of Respondents Employed in Training Related Occupations	333	322	308
Percentage of Respondents Employed in Training Related Occupations	58%	63%	65%

### Salary - Last Three Years

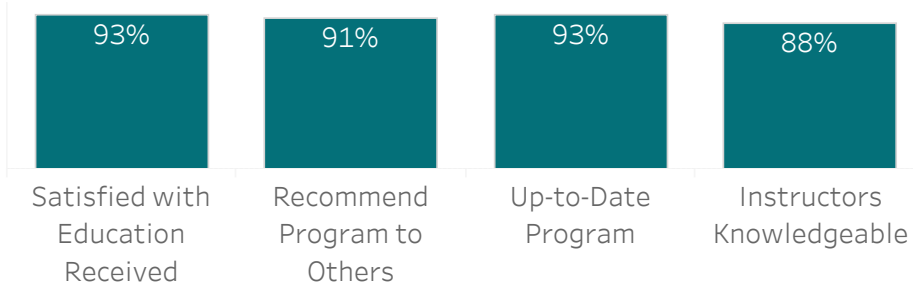




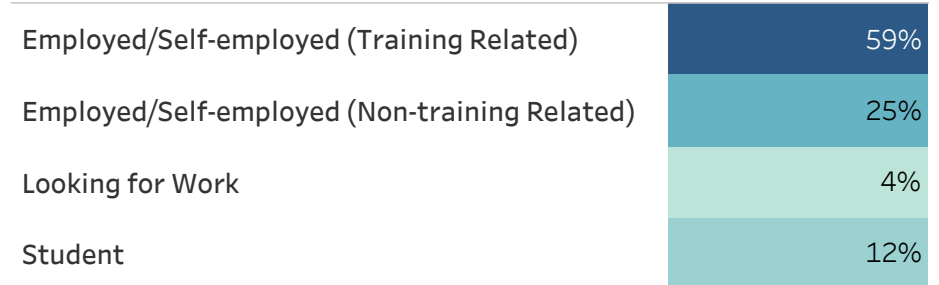
## All Program in Applied Commerce & Management Education

Students in Applied Commerce & Management Education programs students gain the skills needed to work in commerce or management related fields.

### Satisfaction - 2016-17



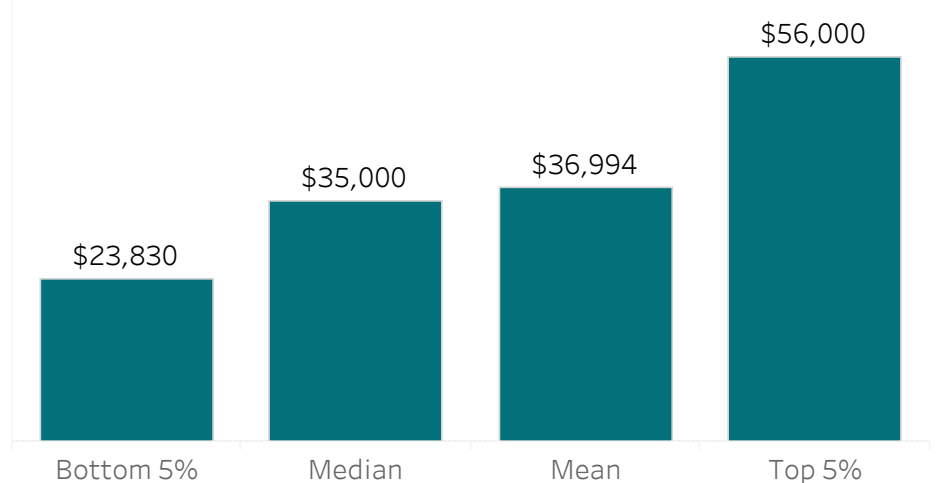
### Graduate Activity - 2016-17



### Three Year Comparison of Employed Respondents

	2014-15	2015-16	2016-17
Number of Graduates	424	372	455
Number of Respondents	247	207	202
Number of Employed Respondents	177	169	169
Percentage of Employed Respondents	72%	82%	84%
Number of Respondents Employed in Training Related Occupations	128	120	119
Percentage of Respondents Employed in Training Related Occupations	52%	58%	59%

### Salary - Last Three Years

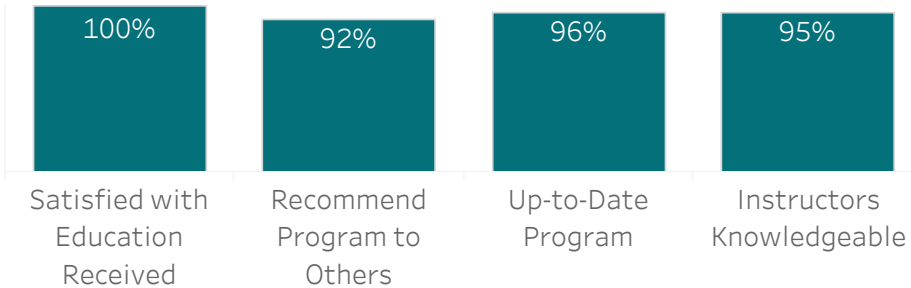


# Business Admin-Financial Services

## Diploma

The Financial Services major is designed for those interested in banking and finance as a career. The major provides graduates with strong communication, organizational, and analytical skills, and experience in financial applications.

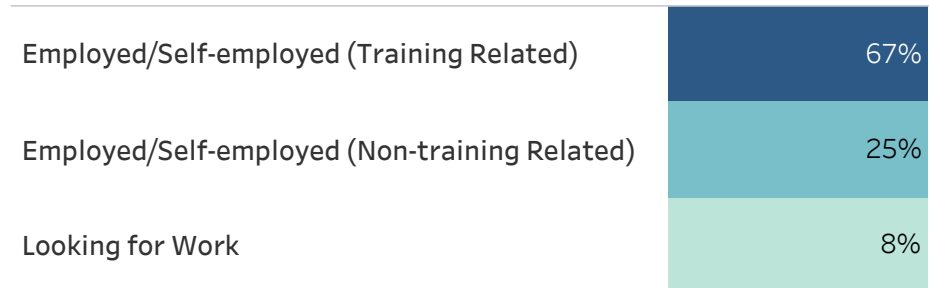
### Satisfaction - 2016-17



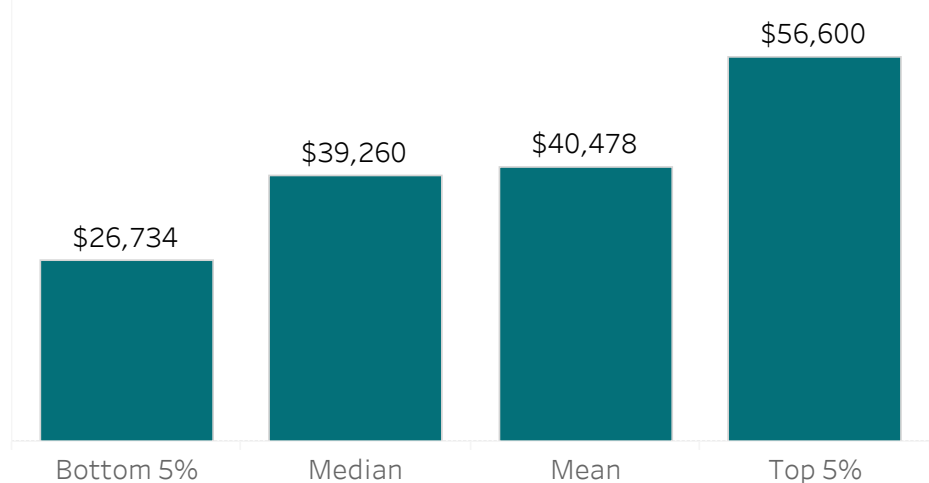
### Three Year Comparison of Employed Respondents

	2014-15	2015-16	2016-17
Number of Graduates	49	36	50
Number of Respondents	28	24	24
Number of Employed Respondents	22	22	22
Percentage of Employed Respondents	79%	92%	92%
Number of Respondents Employed in Training Related Occupations	16	15	16
Percentage of Respondents Employed in Training Related Occupations	57%	63%	67%

### Graduate Activity - 2016-17



### Salary - Last Three Years

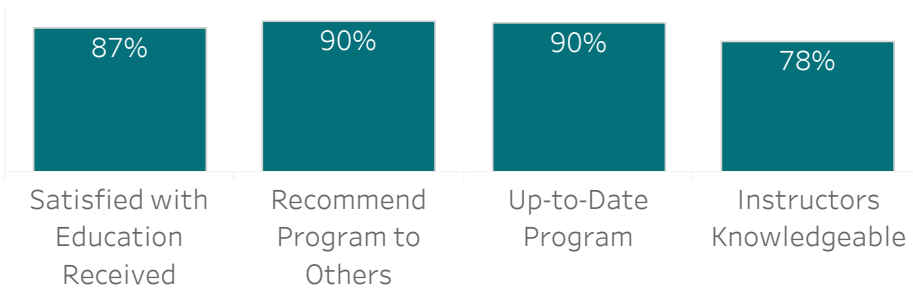


# Business Admin-Human Resources

## Diploma

This Business Administration major is designed for students with strong critical thinking and interpersonal skills who want to implement the functions of human resource management. Students will be prepared for an administrative role in an HRM department and can begin the professional certification process, if they desire.

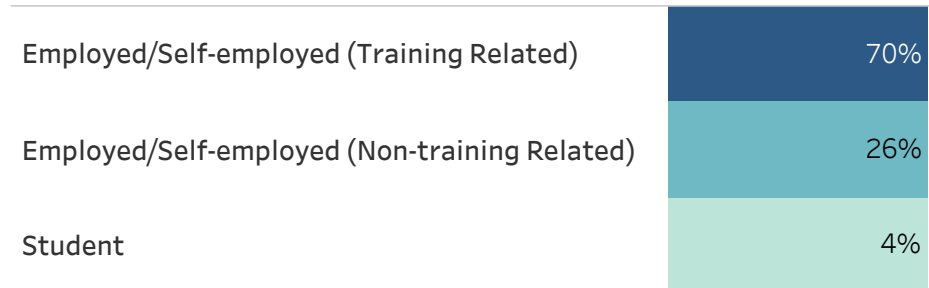
## Satisfaction - 2016-17



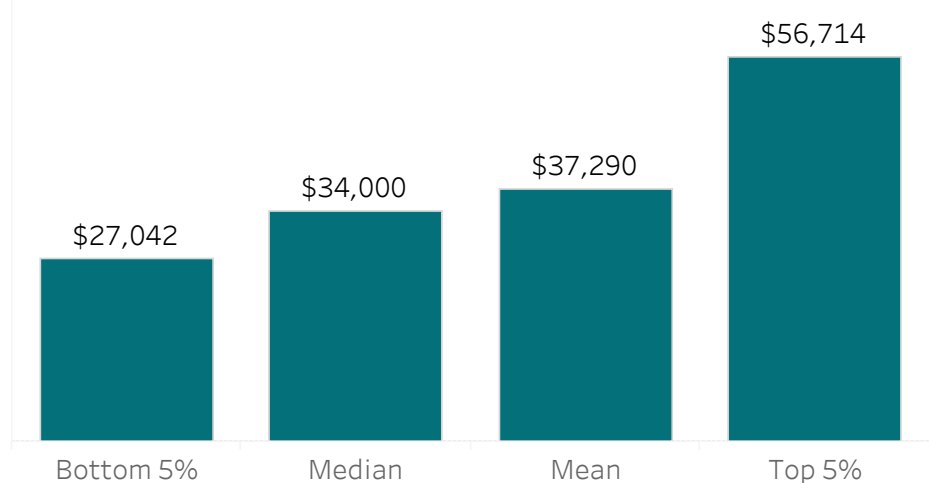
## Three Year Comparison of Employed Respondents

	2014-15	2015-16	2016-17
Number of Graduates	40	36	40
Number of Respondents	29	21	23
Number of Employed Respondents	22	17	22
Percentage of Employed Respondents	76%	81%	96%
Number of Respondents Employed in Training Related Occupations	13	12	16
Percentage of Respondents Employed in Training Related Occupations	45%	57%	70%

## Graduate Activity - 2016-17



## Salary - Last Three Years

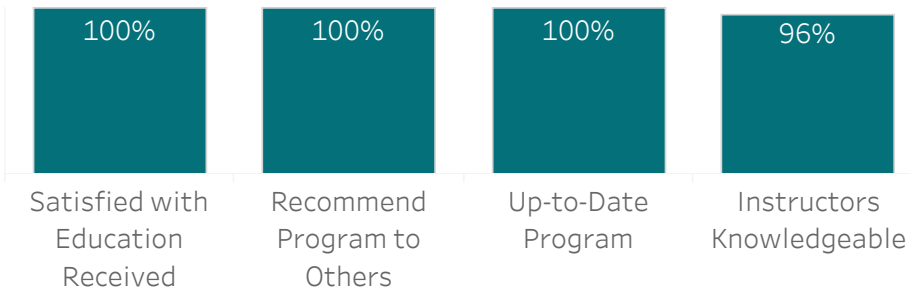


# Business Administration-Marketing

## Diploma

Students in this Business Administration major develop critical and analytical skills used in the strategic marketing process. Many graduates seek employment in the marketing departments of a variety of businesses, including retail, manufacturing and industrial sectors. Other have found careers in small business or started their own enterprises.

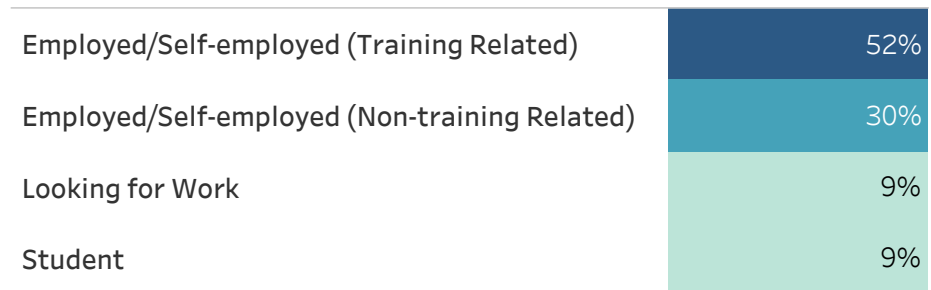
### Satisfaction - 2016-17



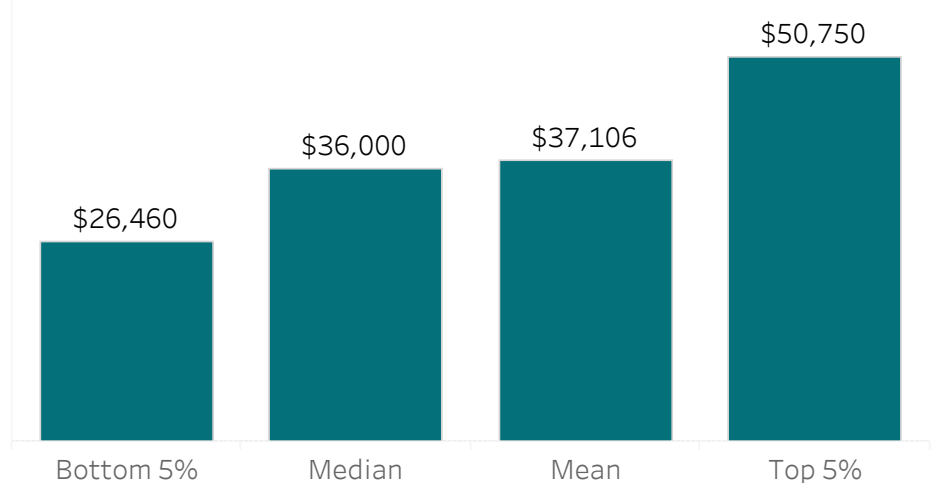
### Three Year Comparison of Employed Respondents

	2014-15	2015-16	2016-17
Number of Graduates	52	44	51
Number of Respondents	33	27	23
Number of Employed Respondents	22	24	19
Percentage of Employed Respondents	67%	89%	83%
Number of Respondents Employed in Training Related Occupations	18	18	12
Percentage of Respondents Employed in Training Related Occupations	55%	67%	52%

### Graduate Activity - 2016-17



### Salary - Last Three Years

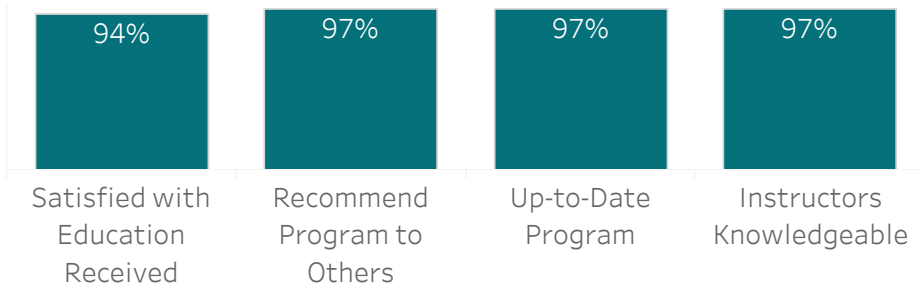


# Business Administration-Accounting

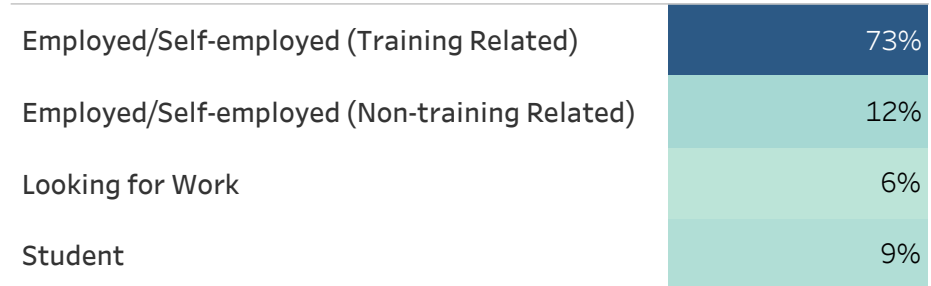
## Diploma

Graduates of this Business Administration major develop abilities and obtain knowledge of accounting principles and practices. Many graduates pursue post-graduate programs in professional accounting, including CMA and CGA programs. Graduates of the Accounting major usually find employment in the accounting departments of Manitoba businesses. Others have found careers in small business or started their own enterprises.

### Satisfaction - 2016-17



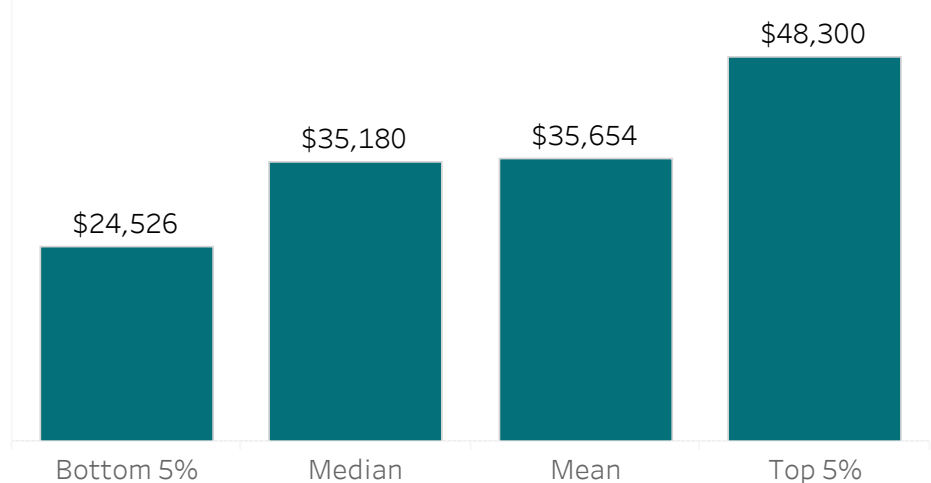
### Graduate Activity - 2016-17



### Three Year Comparison of Employed Respondents

	2014-15	2015-16	2016-17
Number of Graduates	98	74	59
Number of Respondents	63	43	33
Number of Employed Respondents	39	33	28
Percentage of Employed Respondents	62%	77%	85%
Number of Respondents Employed in Training Related Occupations	34	30	24
Percentage of Respondents Employed in Training Related Occupations	54%	70%	73%

### Salary - Last Three Years

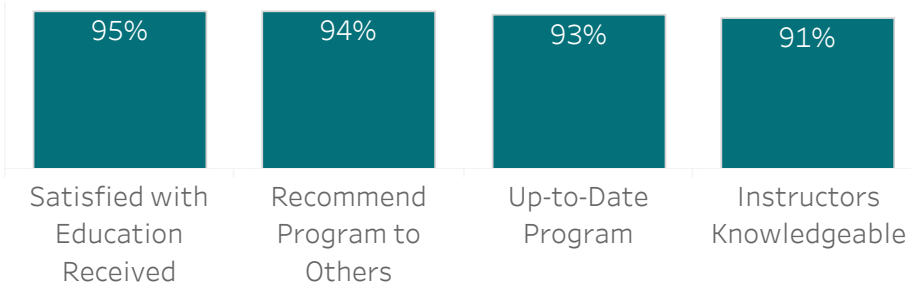


# Business Administration-Administration

## Diploma

Students develop a potential for supervision and management through the study of business-related courses and practical projects. Many graduates have been accepted into management training programs with department stores, banks, insurance companies and financial institutions. Others have found careers in small business or started their own enterprises.

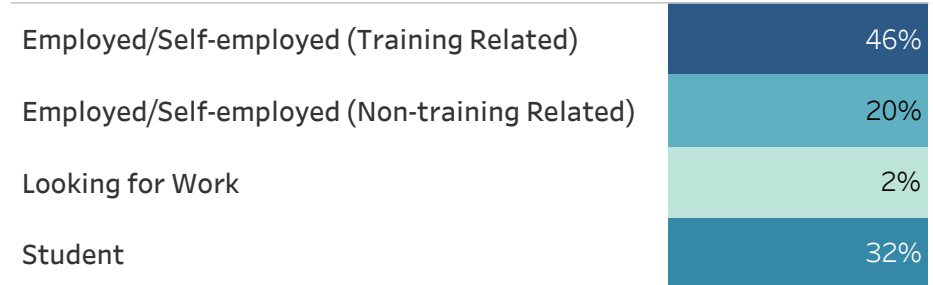
### Satisfaction - 2016-17



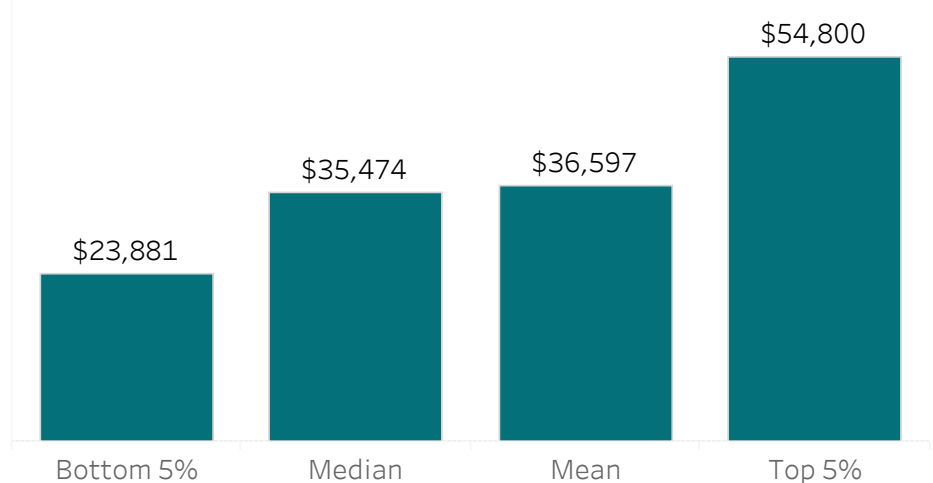
### Three Year Comparison of Employed Respondents

	2014-15	2015-16	2016-17
Number of Graduates	98	92	120
Number of Respondents	62	62	56
Number of Employed Respondents	43	44	37
Percentage of Employed Respondents	69%	71%	66%
Number of Respondents Employed in Training Related Occupations	30	28	26
Percentage of Respondents Employed in Training Related Occupations	48%	45%	46%

### Graduate Activity - 2016-17



### Salary - Last Three Years



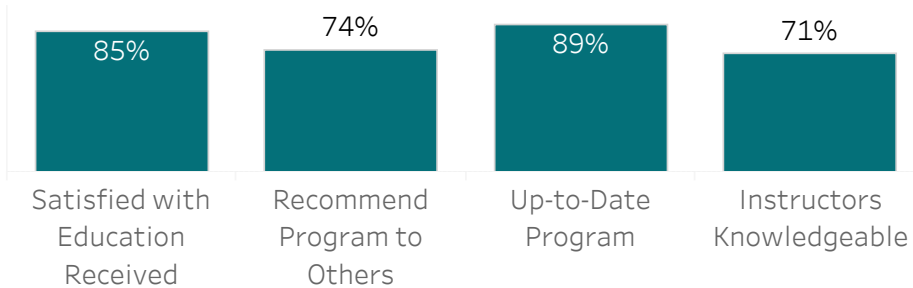


# International Business

## Post-Graduate Diploma

The International Business program prepares students to meet the challenges of adapting to the global marketplace. The need for well-trained and well-qualified business specialists in international business is expanding. Graduates can find a wide range of differing business, industry and organization career opportunities.

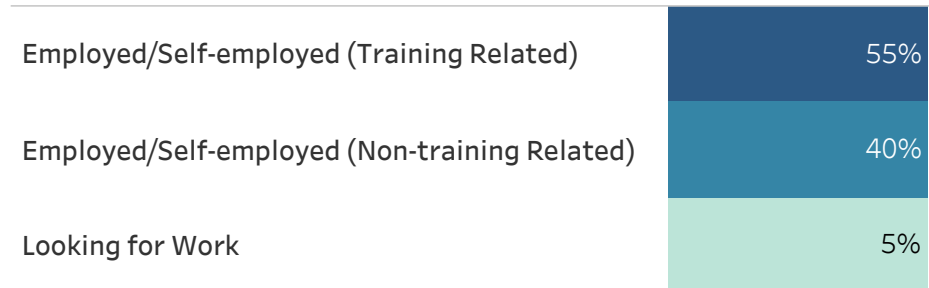
### Satisfaction - 2016-17



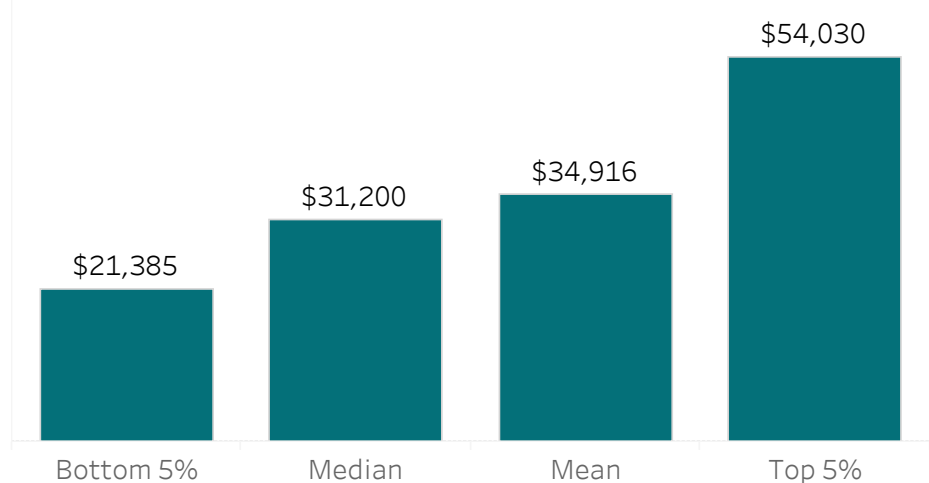
### Three Year Comparison of Employed Respondents

	2014-15	2015-16	2016-17
Number of Graduates	67	67	126
Number of Respondents	25	19	40
Number of Employed Respondents	22	18	38
Percentage of Employed Respondents	88%	95%	95%
Number of Respondents Employed in Training Related Occupations	11	7	22
Percentage of Respondents Employed in Training Related Occupations	44%	37%	55%

### Graduate Activity - 2016-17



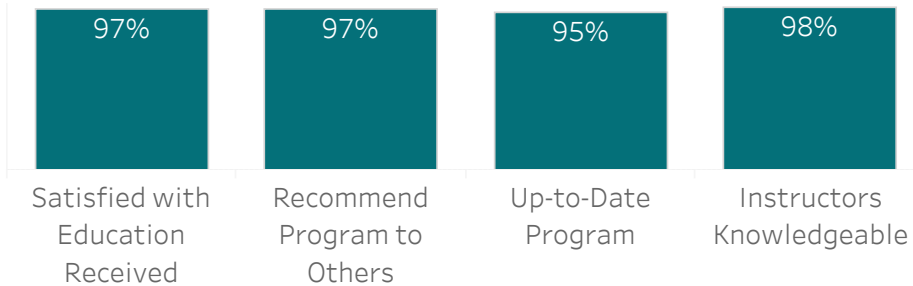
### Salary - Last Three Years



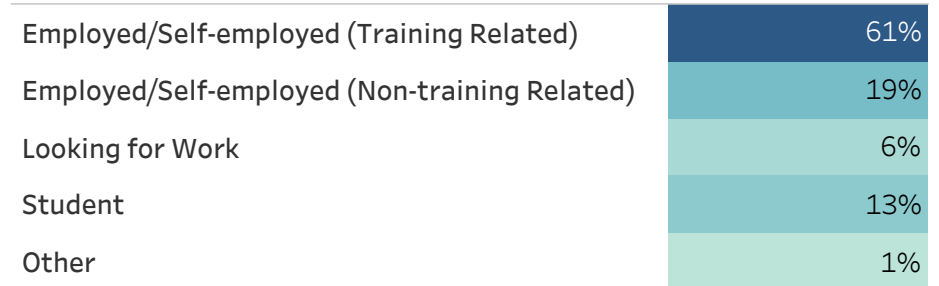
# All Programs in Applied Computer Education

Applied Computer Education programs focus on the practical aspects of computer science, such as network administration, web development and systems analysis.

## Satisfaction - 2016-17



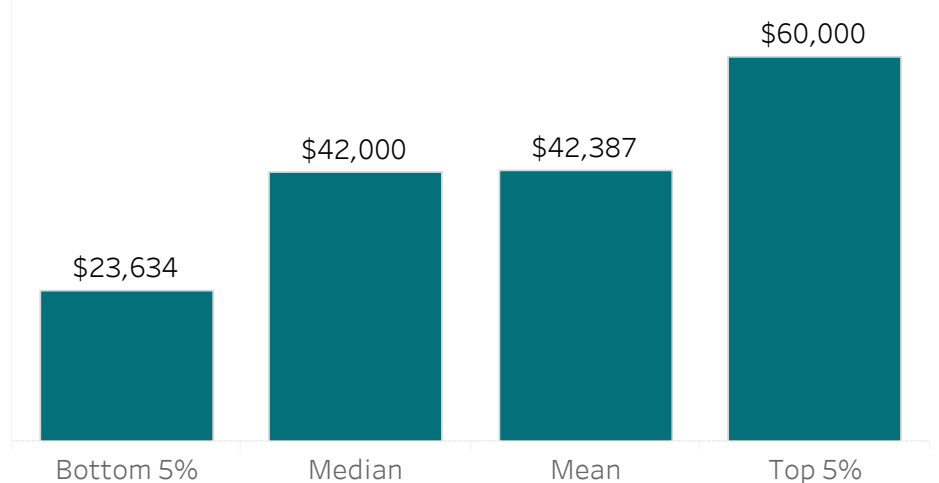
## Graduate Activity - 2016-17



## Three Year Comparison of Employed Respondents

	2014-15	2015-16	2016-17
Number of Graduates	168	219	246
Number of Respondents	96	120	122
Number of Employed Respondents	74	87	98
Percentage of Employed Respondents	77%	73%	80%
Number of Respondents Employed in Training Related Occupations	51	69	75
Percentage of Respondents Employed in Training Related Occupations	53%	58%	61%

## Salary - Last Three Years

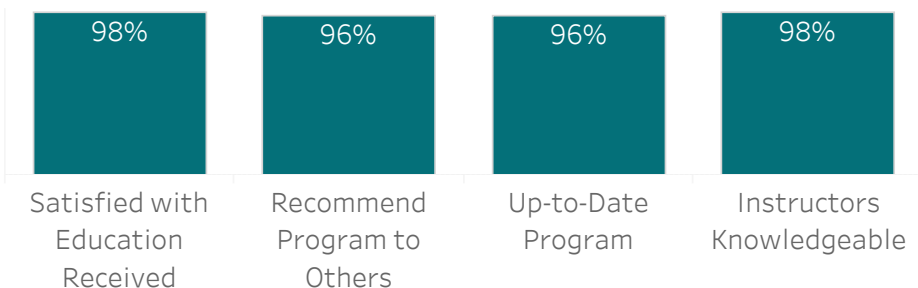


# Applied Accounting

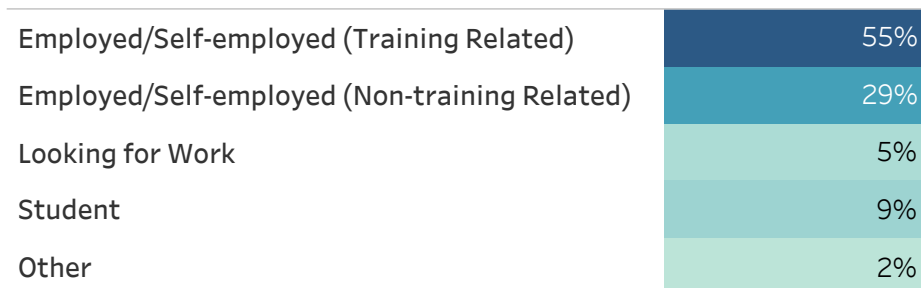
## Certificate

The Applied Accounting program is designed to provide the necessary skills needed for entry level accounting support positions. In addition to developing basic accounting and computer skills, the program includes courses in general business practices. Most graduates find employment as accounting or finance clerks or small business bookkeepers in public administration, professional, scientific and technical services, manufacturing, wholesale trade, transportation and warehousing, retail trade, or finance and insurance.

## Satisfaction - 2016-17



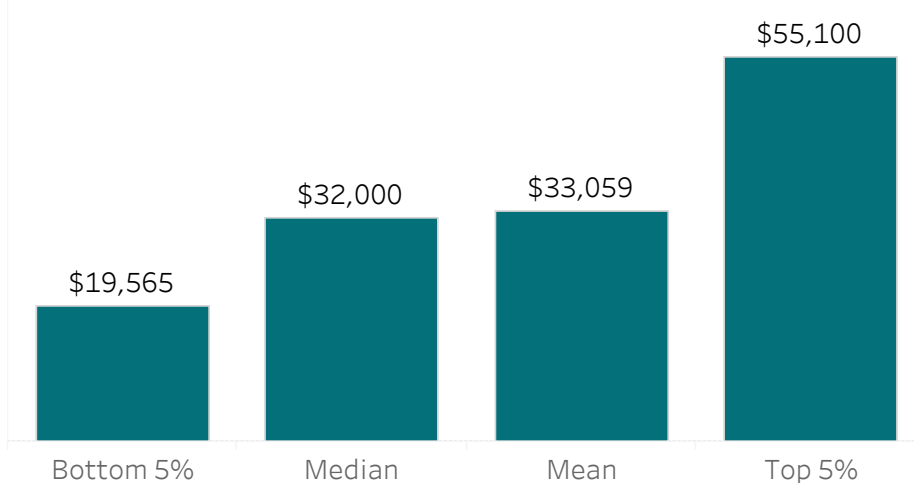
## Graduate Activity - 2016-17



## Three Year Comparison of Employed Respondents

	2014-15	2015-16	2016-17
Number of Graduates	90	86	122
Number of Respondents	48	36	58
Number of Employed Respondents	38	29	49
Percentage of Employed Respondents	79%	81%	84%
Number of Respondents Employed in Training Related Occupations	20	18	32
Percentage of Respondents Employed in Training Related Occupations	42%	50%	55%

## Salary - Last Three Years

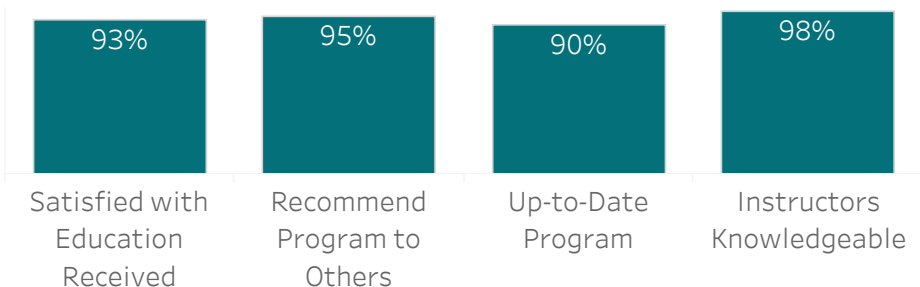


# Business Information Technology

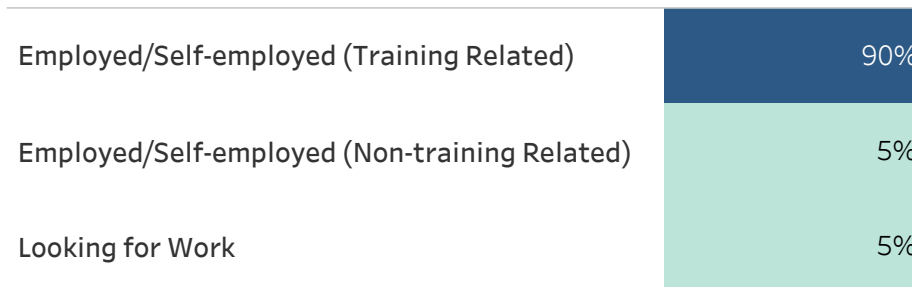
## Diploma

This program provides a solid foundation in information technology with focus on the following technical areas: Application Development builds proficiency in application development for business systems. Languages include Java, C#, and Ruby. Database Management provides a highly developed skill set focused on daily operation of relational databases, system administration, backup and recovery, advanced SQL, and data warehousing. Network Management provides the skills needed for network administration, security and disaster recovery, platform integration, and Windows and Unix servers. Web Development provides the specialized skills you need to develop content for the Web, including server-side technologies, introductory Internet security, platform integration, and mobile technologies. Graduates will receive the Business Information Technology diploma. The program has been accredited by the Canadian Information Processing Society's (CIPS) College Program Accreditation Council (CPAC).

## Satisfaction - 2016-17



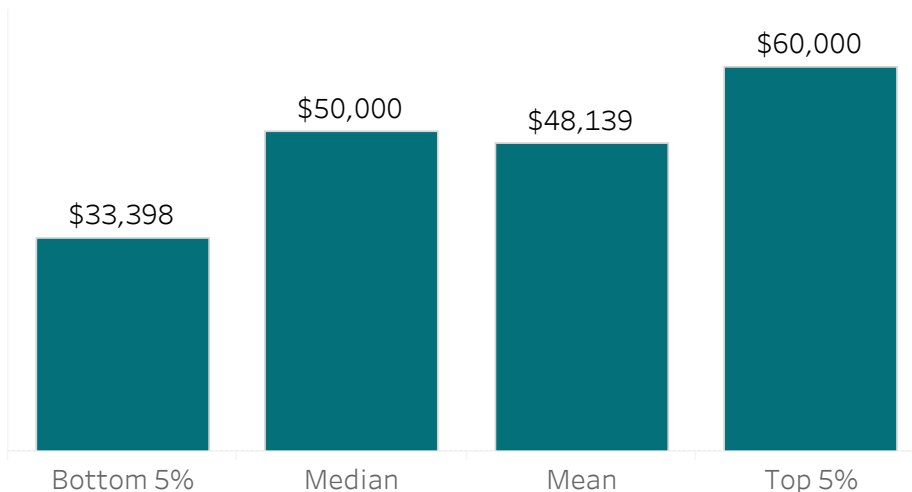
## Graduate Activity - 2016-17



## Three Year Comparison of Employed Respondents

	2016-17
Number of Graduates	85
Number of Respondents	42
Number of Employed Respondents	40
Percentage of Employed Respondents	95%
Number of Respondents Employed in Training Related Occupations	38
Percentage of Respondents Employed in Training Related Occupations	90%

## Salary - Last Three Years

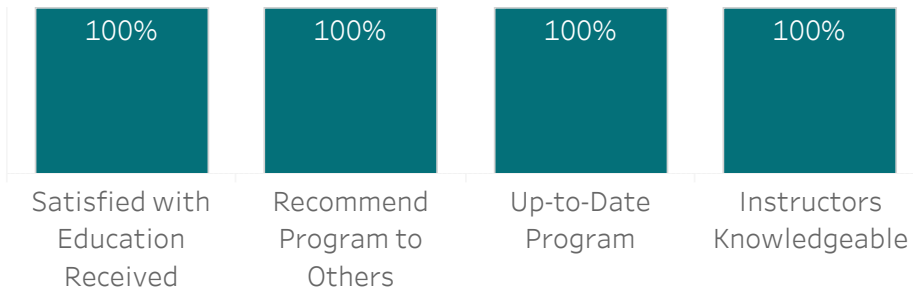


# Introduction to Business Information Technology

## Certificate

The Introduction to Business Information Technology (BIT) program provides a solid foundation in information Technology. It includes both preparatory course and some Term 1 BIT courses.

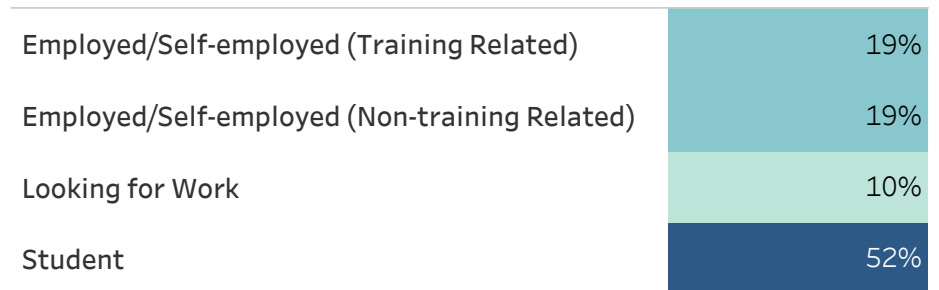
## Satisfaction - 2016-17



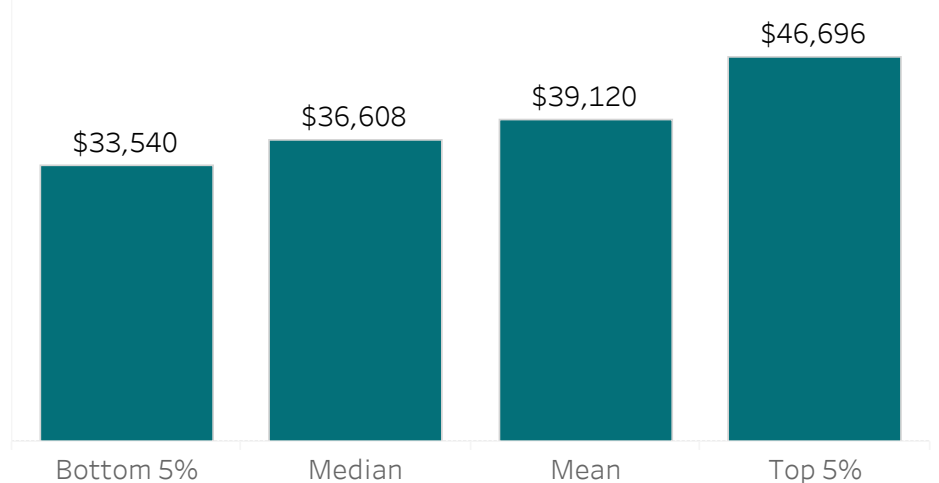
## Three Year Comparison of Employed Respondents

	2014-15	2015-16	2016-17
Number of Graduates	17	37	36
Number of Respondents	10	21	21
Number of Employed Respondents	1	3	8
Percentage of Employed Respondents	10%	14%	38%
Number of Respondents Employed in Training Related Occupations	0	2	4
Percentage of Respondents Employed in Training Related Occupations	0%	10%	19%

## Graduate Activity - 2016-17



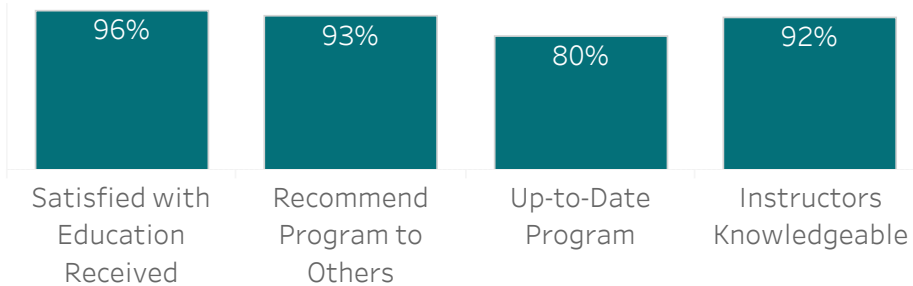
## Salary - Last Three Years



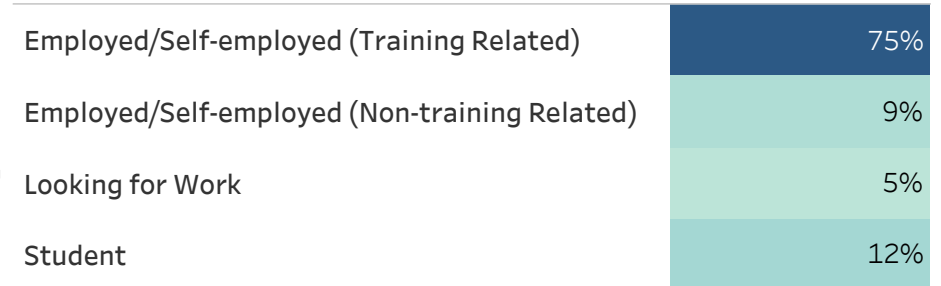
## All Programs in Creative Arts

Creative Arts programs are related to the graphic arts, communication, sign language, and the library science field.

### Satisfaction - 2016-17



### Graduate Activity - 2016-17



### Three Year Comparison of Employed Respondents

	2014-15	2015-16	2016-17
Number of Graduates	217	172	178
Number of Respondents	156	116	102
Number of Employed Respondents	113	94	85
Percentage of Employed Respondents	72%	81%	83%
Number of Respondents Employed in Training Related Occupations	94	79	76
Percentage of Respondents Employed in Training Related Occupations	60%	68%	75%

### Salary - Last Three Years



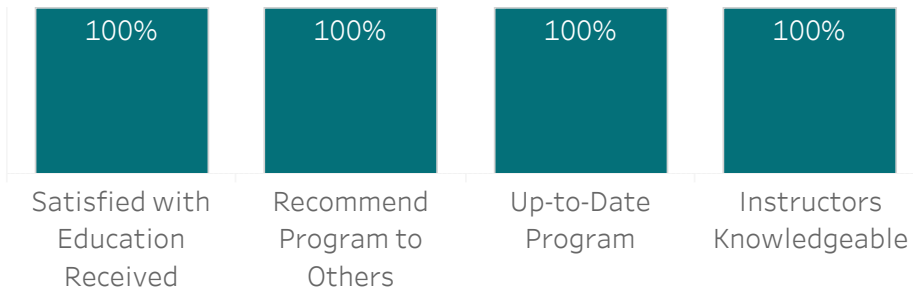


## 3D Computer Graphics

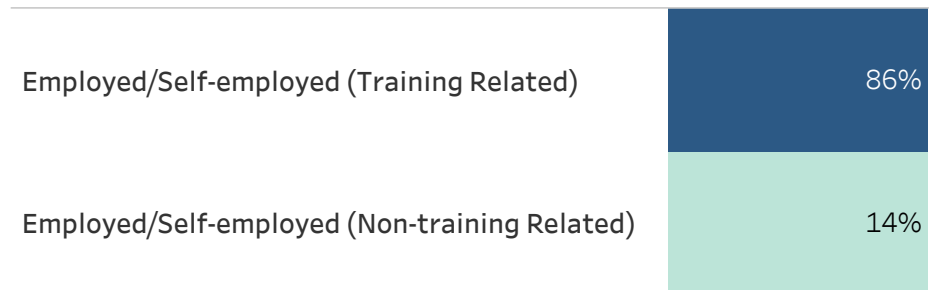
### Post-Diploma Program

This program is designed for industry professionals and/or graduates of Digital Media Design or equivalent programs who wish to upgrade their skills. Graduates of the 3D Computer Graphics program find employment in visual effects, motion graphics, video game development, 3D simulation and prototyping, medical imaging, and 3D simulation industries. Some graduates choose self-employment as freelance artists.

### Satisfaction - 2016-17



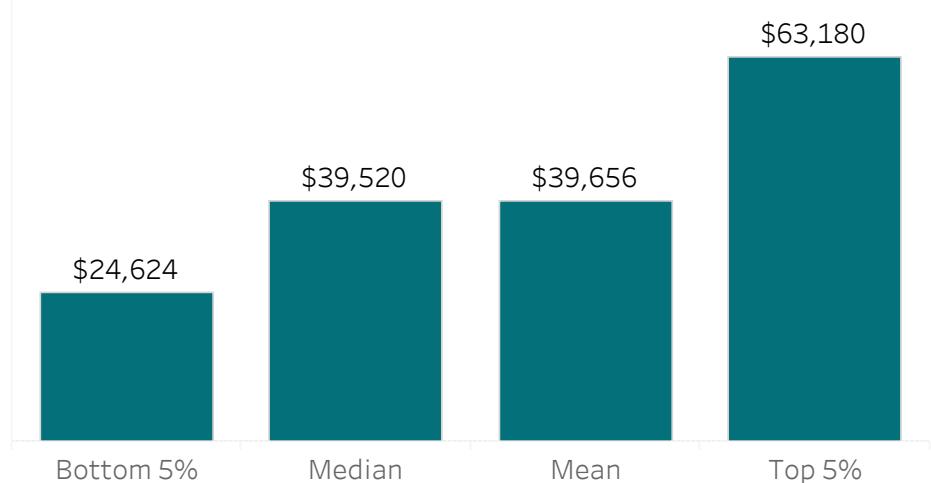
### Graduate Activity - 2016-17



### Three Year Comparison of Employed Respondents

	2014-15	2015-16	2016-17
Number of Graduates	15	13	13
Number of Respondents	11	12	7
Number of Employed Respondents	9	10	7
Percentage of Employed Respondents	82%	83%	100%
Number of Respondents Employed in Training Related Occupations	4	6	6
Percentage of Respondents Employed in Training Related Occupations	36%	50%	86%

### Salary - Last Three Years

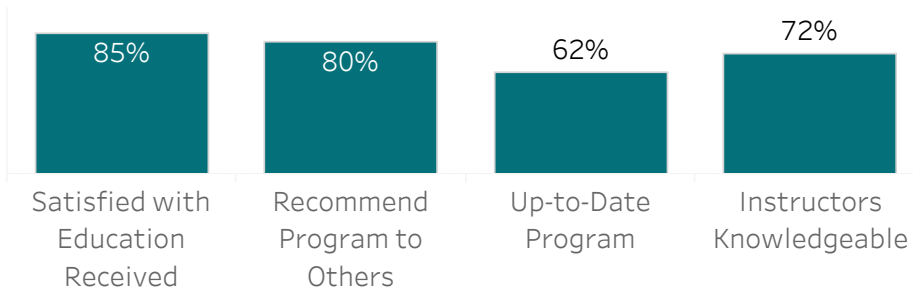


## Creative Communications

### Diploma

Students in this program develop the skills to succeed in the communications fields of advertising, journalism, media production, and public relations. Graduates have found employment as journalists in print, radio and television; broadcast production technicians; copywriters and media buyers in advertising agencies, radio and television stations; and public relations personnel for various companies and government agencies.

### Satisfaction - 2016-17



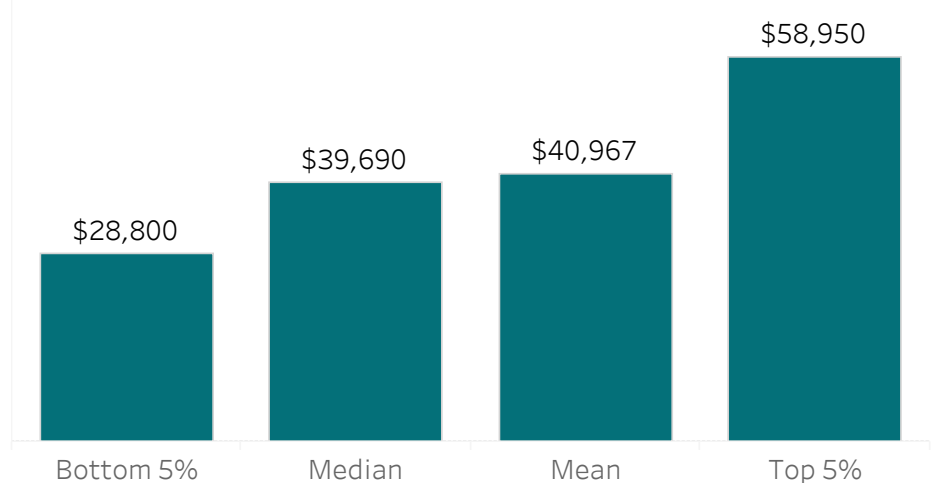
### Three Year Comparison of Employed Respondents

	2014-15	2015-16	2016-17
Number of Graduates	59	56	48
Number of Respondents	46	43	26
Number of Employed Respondents	44	40	24
Percentage of Employed Respondents	96%	93%	92%
Number of Respondents Employed in Training Related Occupations	41	38	22
Percentage of Respondents Employed in Training Related Occupations	89%	88%	85%

### Graduate Activity - 2016-17

Employed/Self-employed (Training Related)	85%
Employed/Self-employed (Non-training Related)	8%
Looking for Work	4%
Student	4%

### Salary - Last Three Years



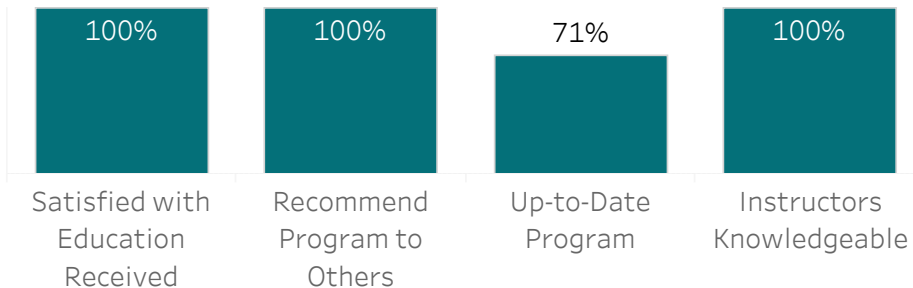
# Deaf Studies

## Certificate


The Deaf Studies program is designed to increase fluency in American Sign Language (ASL) and provide knowledge of Deaf culture and history. Deaf persons can benefit from this program by learning more about their own language, culture and history. This program is suitable for anyone who requires language and culture fluency for effective interaction with Deaf individuals, as well as those who intend to apply for entry into an ASL/Interpretation program.

No salary data to display: too small a sample where n<5 responses with salary data.

## Satisfaction - 2016-17



## Graduate Activity - 2016-17



## Three Year Comparison of Employed Respondents

	2014-15	2015-16	2016-17
Number of Graduates	9	8	10
Number of Respondents	5	5	7
Number of Employed Respondents	2	2	1
Percentage of Employed Respondents	40%	40%	14%
Number of Respondents Employed in Training Related Occupations	1	0	1
Percentage of Respondents Employed in Training Related Occupations	20%	0%	14%

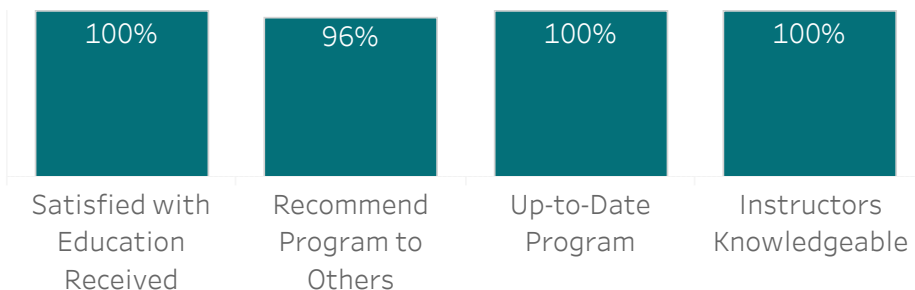
## Salary - Last Three Years

# Digital Media Design

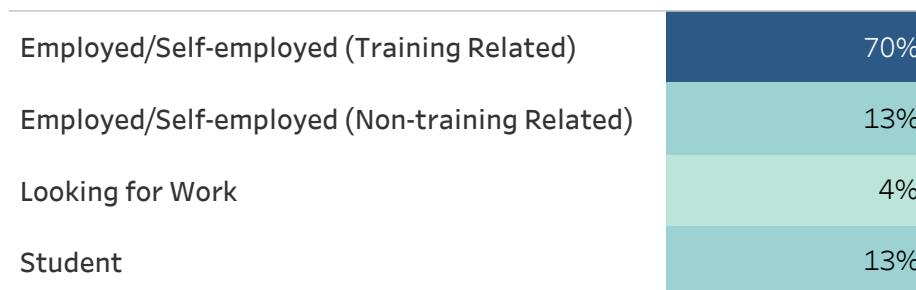
## Diploma

This program provides up-to-date training in web and mobile design and development, digital video, 3D animation, motion graphics, and graphic design. It teaches both design fundamentals and technical skills, and encourages creativity, imagination, professionalism, and a strong work ethic. Graduates of this program may find employment in a variety of roles such as web designers and developers, app and UX designers, video shooters and editors, motion graphic designers, and 3D animators.

## Satisfaction - 2016-17



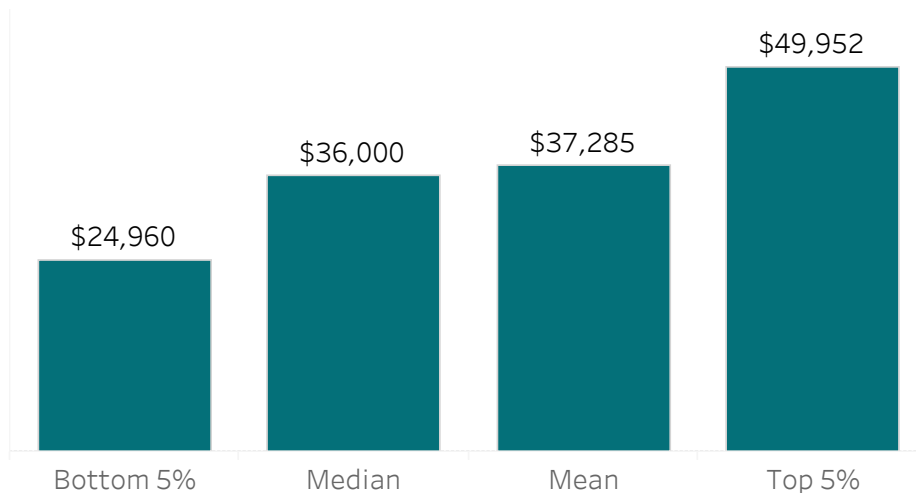
## Graduate Activity - 2016-17



## Three Year Comparison of Employed Respondents

	2014-15	2015-16	2016-17
Number of Graduates	42	36	37
Number of Respondents	32	19	23
Number of Employed Respondents	19	14	19
Percentage of Employed Respondents	59%	74%	83%
Number of Respondents Employed in Training Related Occupations	14	10	16
Percentage of Respondents Employed in Training Related Occupations	44%	53%	70%

## Salary - Last Three Years

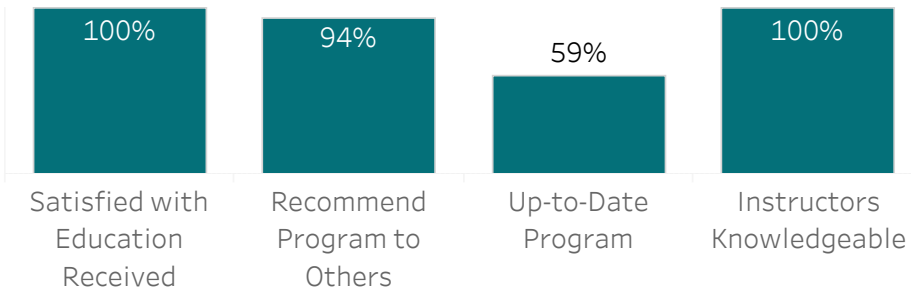


# Graphic Design

## Diploma

This program provides up-to-date artistic training in the technology, techniques and philosophy of graphic design. It is designed to develop the technical skills and knowledge essential to professional competence, and to encourage creativity, imagination, and a sense of aesthetic discrimination. Graduates find employment as production specialists, graphic designers, illustrators and art directors. They work in retail stores, advertising agencies, design and production studios and newspapers. Others are working in television and film studios, and some are employed as freelance artists.

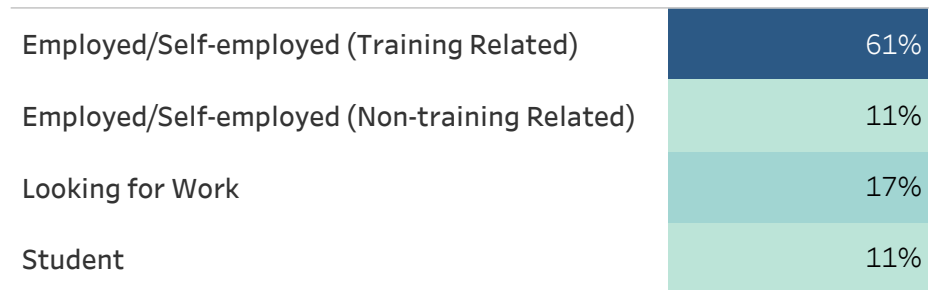
## Satisfaction - 2016-17



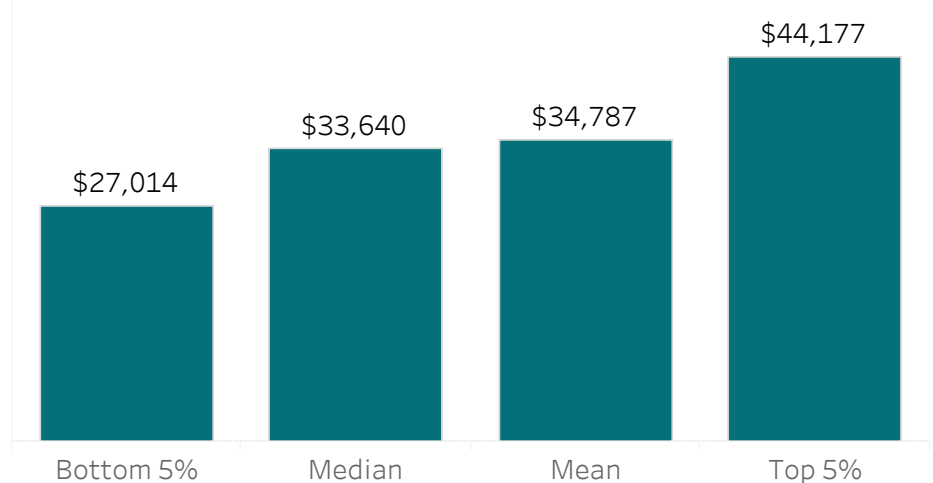
## Three Year Comparison of Employed Respondents

	2014-15	2015-16	2016-17
Number of Graduates	39	37	37
Number of Respondents	28	23	18
Number of Employed Respondents	12	15	13
Percentage of Employed Respondents	43%	65%	72%
Number of Respondents Employed in Training Related Occupations	9	14	11
Percentage of Respondents Employed in Training Related Occupations	32%	61%	61%

## Graduate Activity - 2016-17



## Salary - Last Three Years

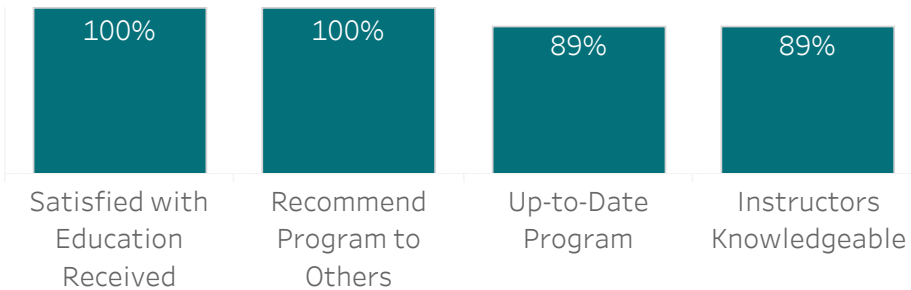


## Graphic Design - Advanced


### Post-Graduate Diploma

This program focuses on new skill requirements in areas such as advanced computer graphics, marketing and production management. Graduates find employment in graphic design, 3D animation, interactive document and CD-ROM development, computer games development and website design. They may work for advertising agencies, graphic design studios, retail stores, and colour houses, as well as with newspapers and magazine publishers. Some graduates choose self-employment as freelance artists.

### Satisfaction - 2016-17



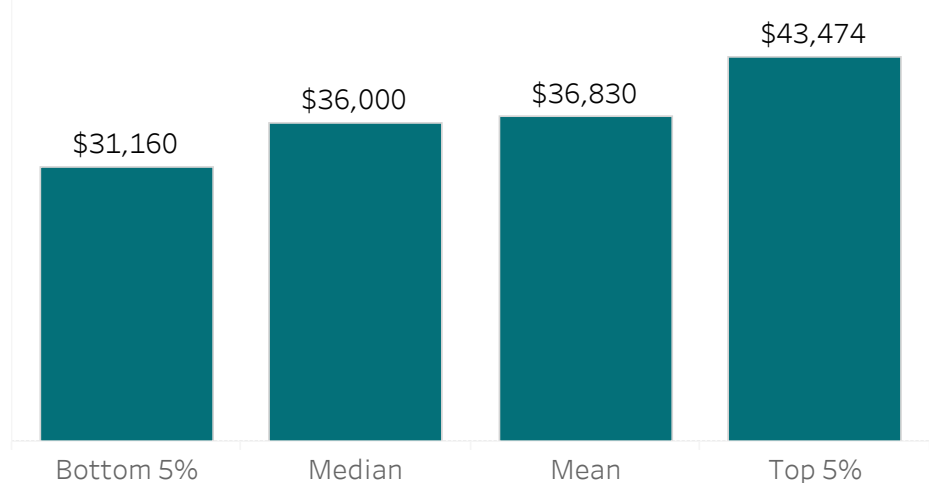
### Graduate Activity - 2016-17



### Three Year Comparison of Employed Respondents

	2014-15	2015-16	2016-17
Number of Graduates	13	14	14
Number of Respondents	8	7	9
Number of Employed Respondents	7	7	9
Percentage of Employed Respondents	88%	100%	100%
Number of Respondents Employed in Training Related Occupations	7	5	9
Percentage of Respondents Employed in Training Related Occupations	88%	71%	100%

### Salary - Last Three Years



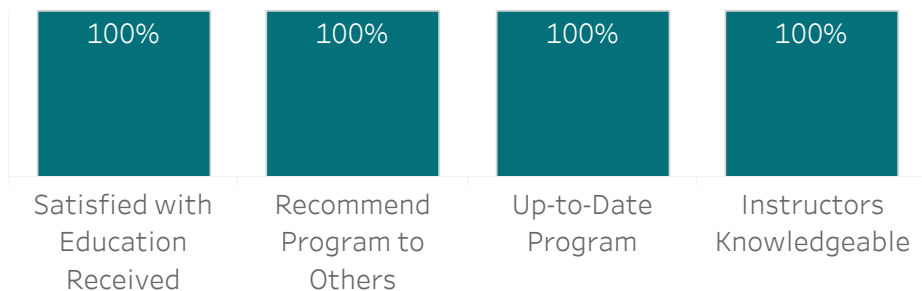


# Library and Information Technology

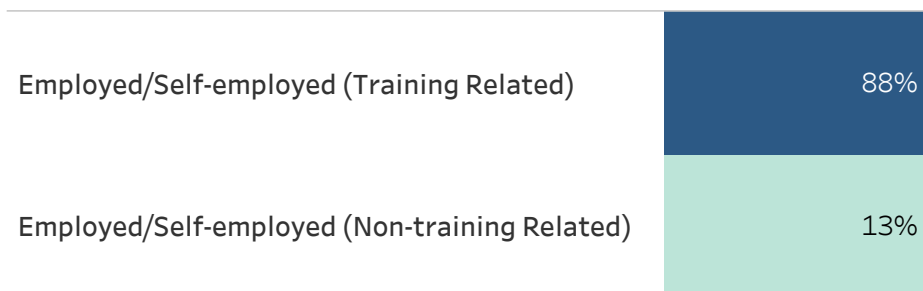
## Diploma

This program provides students with the necessary public service and technical skills to be a productive employee in the library and related fields. Specifically, the program provides the training needed to be employed as a library technician.

### Satisfaction - 2016-17



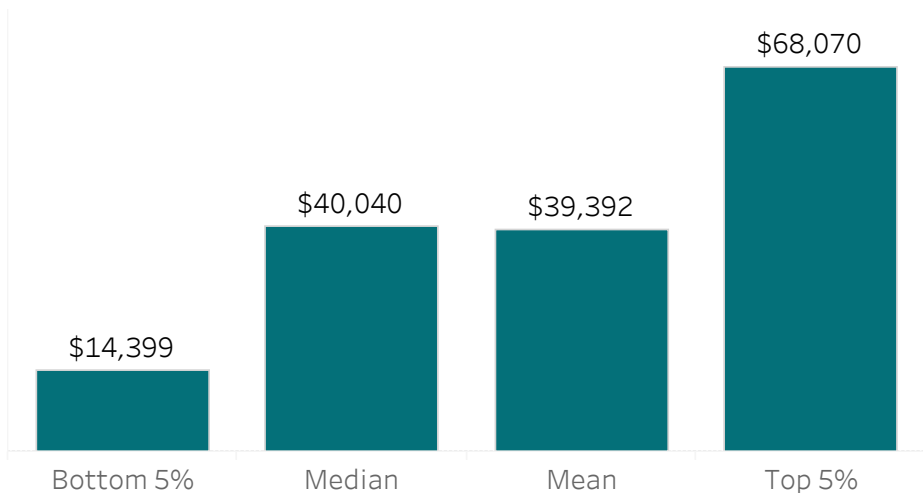
### Graduate Activity - 2016-17



### Three Year Comparison of Employed Respondents

	2014-15	2016-17
Number of Graduates	27	14
Number of Respondents	17	8
Number of Employed Respondents	12	8
Percentage of Employed Respondents	71%	100%
Number of Respondents Employed in Training Related Occupations	11	7
Percentage of Respondents Employed in Training Related Occupations	65%	88%

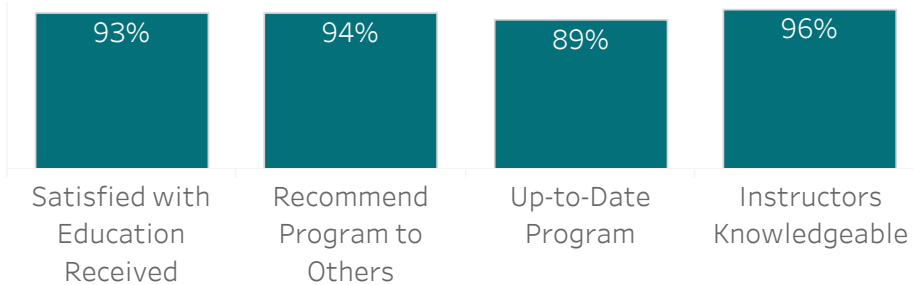
### Salary - Last Three Years



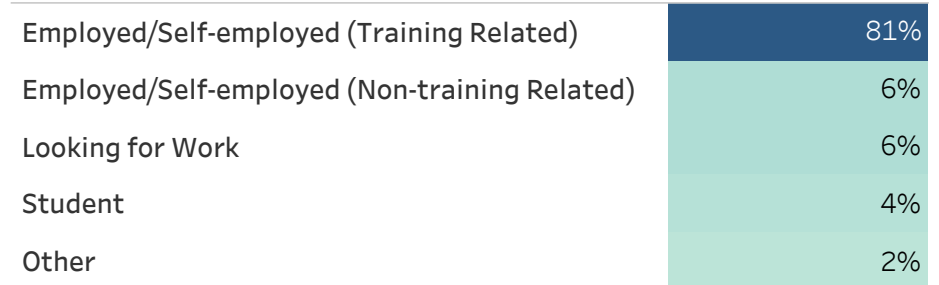
## All Programs in Hospitality and Culinary Arts

Students taking programs in this division learn the skills and techniques needed in the Hospitality industry.

### Satisfaction - 2016-17



### Graduate Activity - 2016-17



### Three Year Comparison of Employed Respondents

	2014-15	2015-16	2016-17
Number of Graduates	149	153	140
Number of Respondents	75	68	47
Number of Employed Respondents	68	61	41
Percentage of Employed Respondents	91%	90%	87%
Number of Respondents Employed in Training Related Occupations	60	54	38
Percentage of Respondents Employed in Training Related Occupations	80%	79%	81%

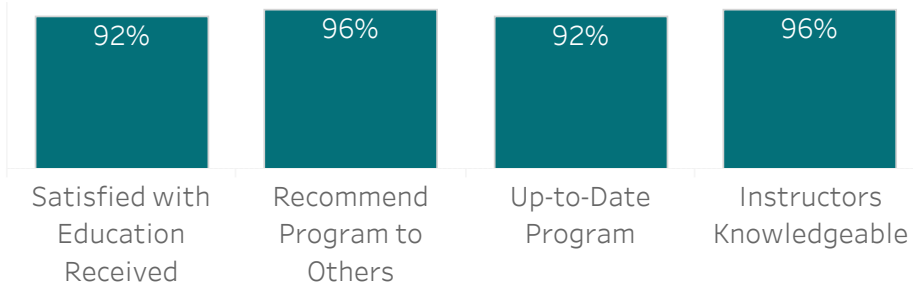
### Salary - Last Three Years



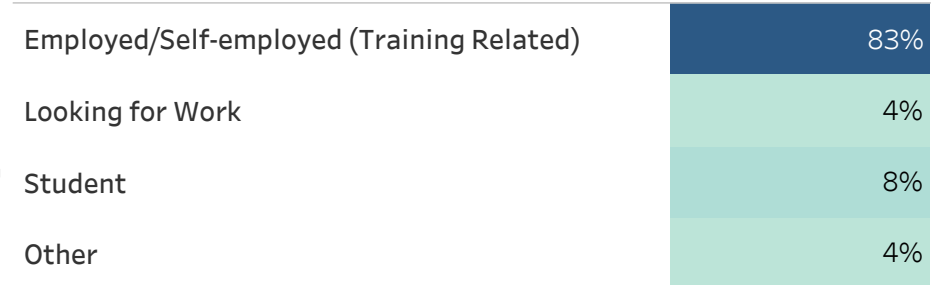
## Culinary Arts

Restaurants, cafeterias, hotels, hospitals and health care institutions, schools, food commissaries, clubs and resorts are all major employers.

### Satisfaction - 2016-17



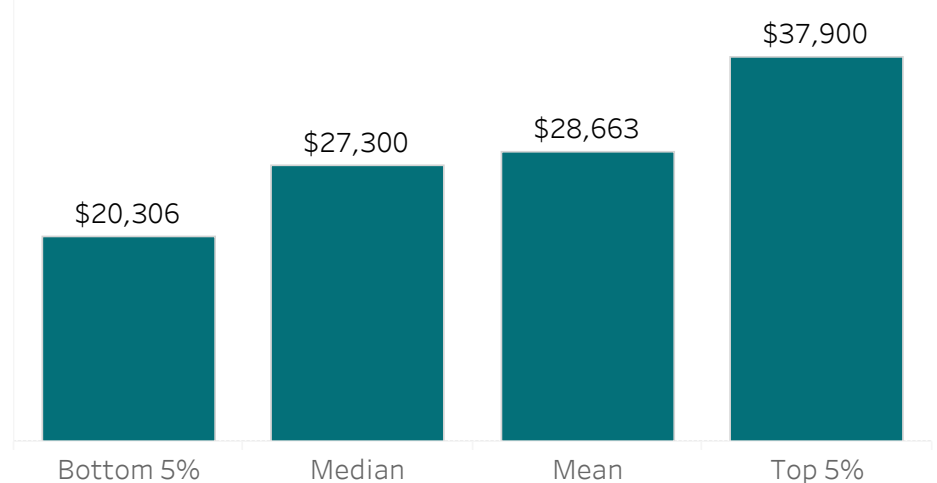
### Graduate Activity - 2016-17



### Three Year Comparison of Employed Respondents

	2014-15	2015-16	2016-17
Number of Graduates	64	69	69
Number of Respondents	30	33	24
Number of Employed Respondents	26	30	20
Percentage of Employed Respondents	87%	91%	83%
Number of Respondents Employed in Training Related Occupations	24	27	20
Percentage of Respondents Employed in Training Related Occupations	80%	82%	83%

### Salary - Last Three Years

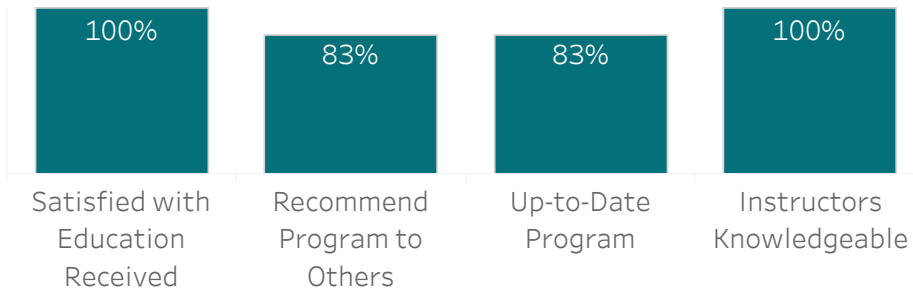


# Hospitality and Tourism Management

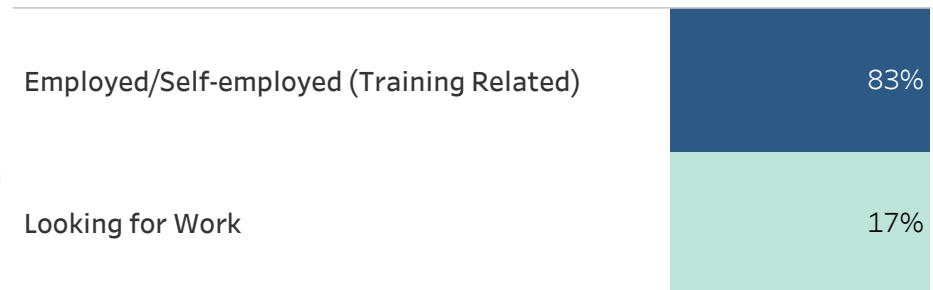
## Certificate

Students who exit with a certificate after the first year of this program are prepared to work in the hospitality industry having developed fundamental business and customer service skills. It is recommended that students complete the second year to obtain a diploma in either the Hotel & Restaurant Management or Tourism Management majors to be most competitive in the marketplace after graduation.

### Satisfaction - 2016-17



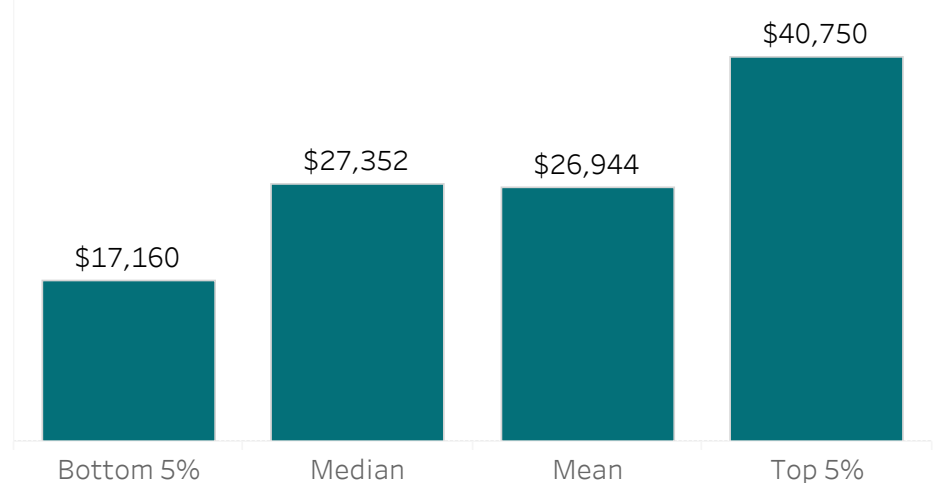
### Graduate Activity - 2016-17



### Three Year Comparison of Employed Respondents

	2014-15	2015-16	2016-17
Number of Graduates	21	32	15
Number of Respondents	11	10	6
Number of Employed Respondents	11	7	5
Percentage of Employed Respondents	100%	70%	83%
Number of Respondents Employed in Training Related Occupations	8	7	5
Percentage of Respondents Employed in Training Related Occupations	73%	70%	83%

### Salary - Last Three Years

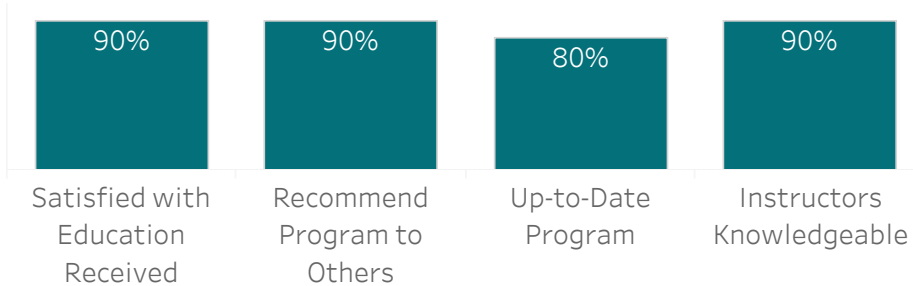


# Hotel & Restaurant Management

## Diploma

This program focuses primarily on the food and beverage, and accommodation sectors with a supervisory or management perspective. It is designed to build core skills in year one and industry-specific management skills in year two. Hotel & Restaurant Management graduates have found employment in major hotels, restaurants, and resorts in positions such as General Manager, Sales & Marketing Manager, Front Office Operations Manager, Front Desk Manager/Supervisor, Food and Beverage Manager, Banquet Manager/Captain, or Executive Housekeeper.

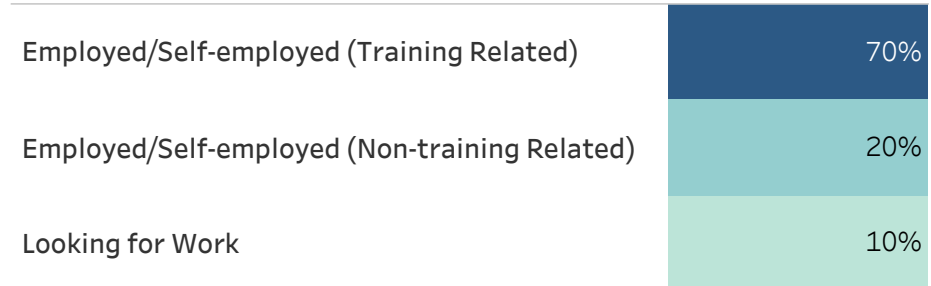
## Satisfaction - 2016-17



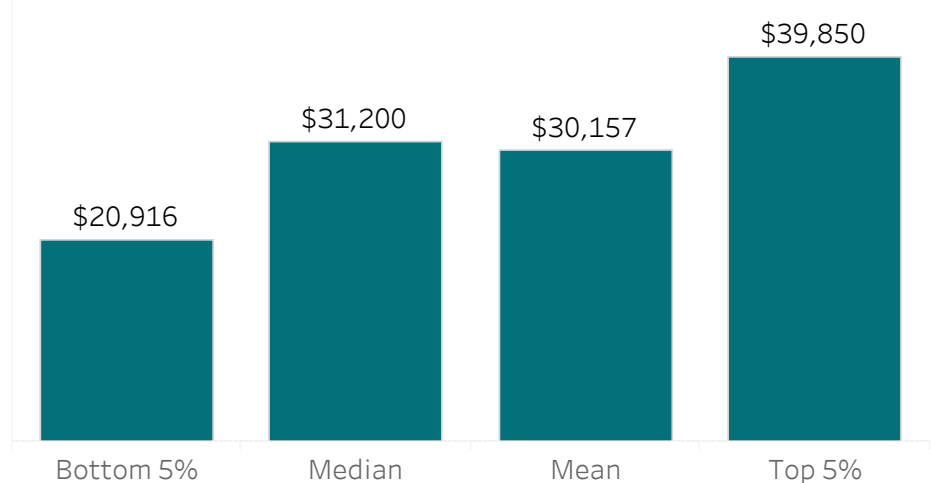
## Three Year Comparison of Employed Respondents

	2014-15	2015-16	2016-17
Number of Graduates	37	22	34
Number of Respondents	20	11	10
Number of Employed Respondents	19	11	9
Percentage of Employed Respondents	95%	100%	90%
Number of Respondents Employed in Training Related Occupations	17	9	7
Percentage of Respondents Employed in Training Related Occupations	85%	82%	70%

## Graduate Activity - 2016-17



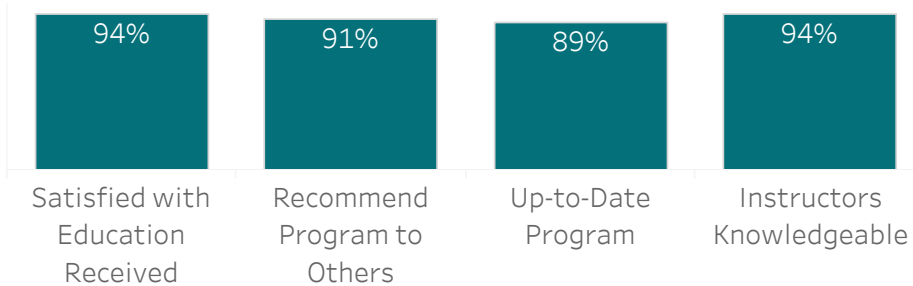
## Salary - Last Three Years



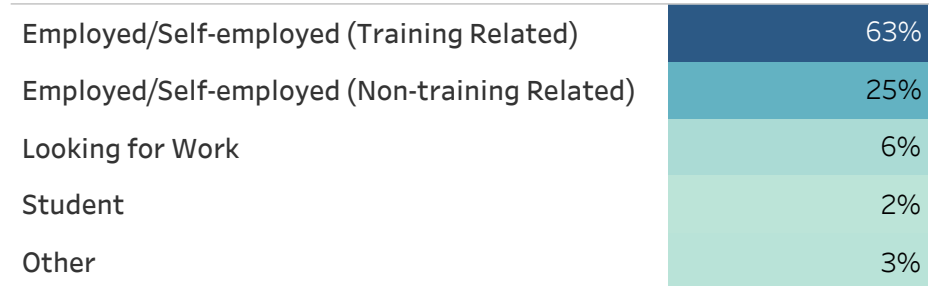
## All Programs in Continuing Education

The School of Continuing Education delivers programs in Applied Arts & Communication; Business & Management; Community Services; Education & Foundation Studies; Health Sciences; Information Technology; and Trades, Transportation, Industrial & Environment. The primary goal of Continuing Education is to provide quality, career-related education and training in a variety of delivery options for job entry, job enhancement or career change.

### Satisfaction - 2016-17



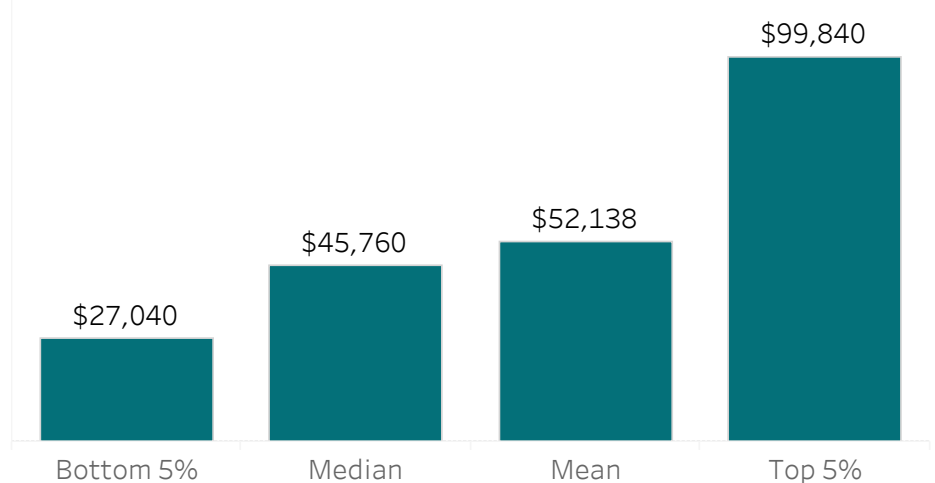
### Graduate Activity - 2016-17



### Three Year Comparison of Employed Respondents

	2014-15	2015-16	2016-17
Number of Graduates	823	712	727
Number of Respondents	513	472	373
Number of Employed Respondents	425	415	330
Percentage of Employed Respondents	83%	88%	88%
Number of Respondents Employed in Training Related Occupations	289	291	235
Percentage of Respondents Employed in Training Related Occupations	56%	62%	63%

### Salary - Last Three Years

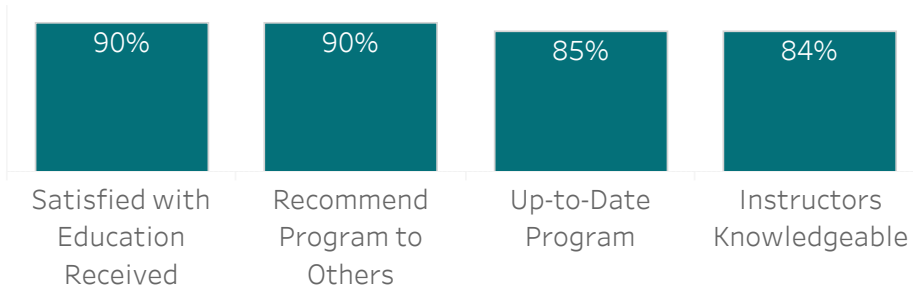




## All Programs in Applied Arts & Communications (CE)

The Continuing Education (CE) Applied Arts & Communications division includes programs for people interested in communications or the arts that apply to design.

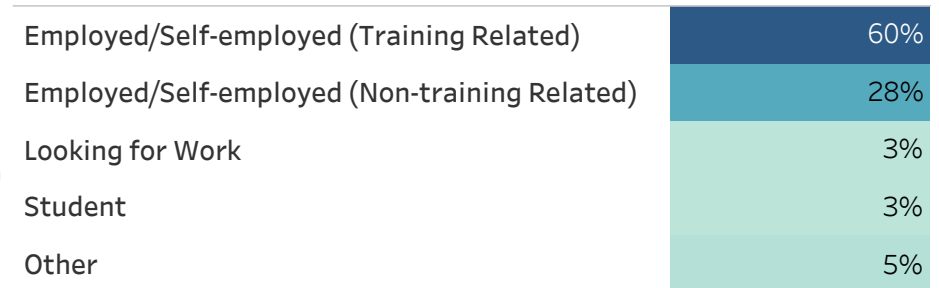
### Satisfaction - 2016-17



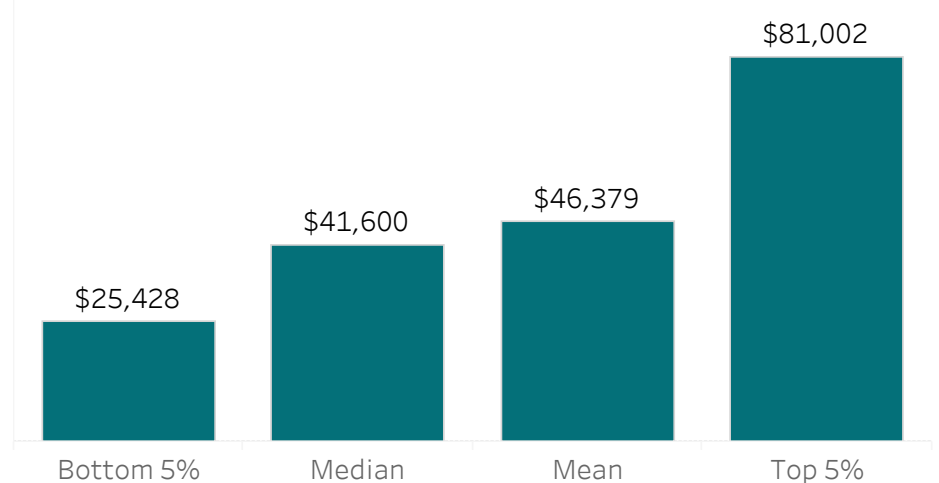
### Three Year Comparison of Employed Respondents

	2014-15	2015-16	2016-17
Number of Graduates	128	109	117
Number of Respondents	80	78	60
Number of Employed Respondents	69	70	53
Percentage of Employed Respondents	86%	90%	88%
Number of Respondents Employed in Training Related Occupations	43	38	36
Percentage of Respondents Employed in Training Related Occupations	54%	49%	60%

### Graduate Activity - 2016-17



### Salary - Last Three Years

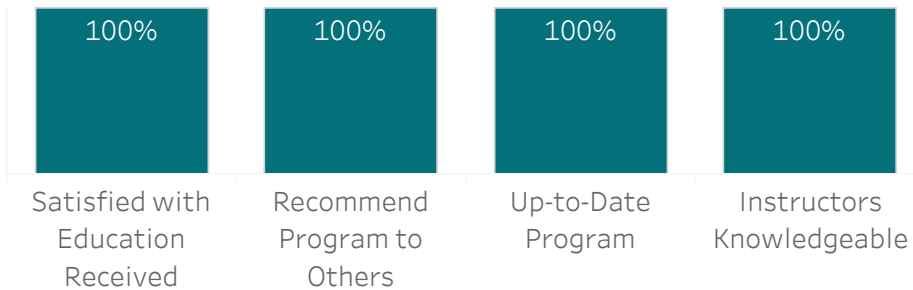


# Graphic Communications

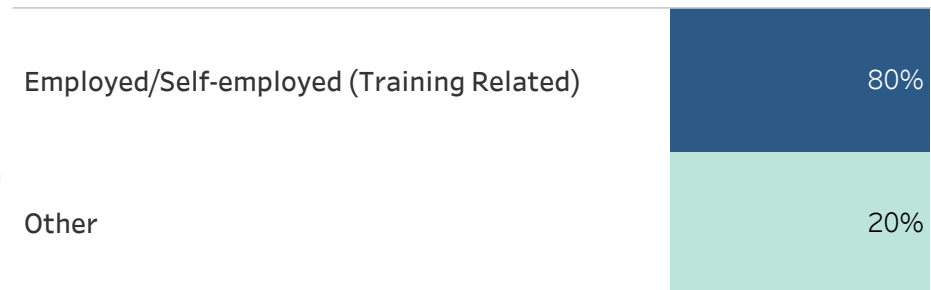
## Certificate

Students of this program Develop the fundamental skills for success in the field of graphic design. Students discover the latest trends and techniques in the graphic design industry and practice basic design application, composition, drawing and illustration.

### Satisfaction - 2016-17



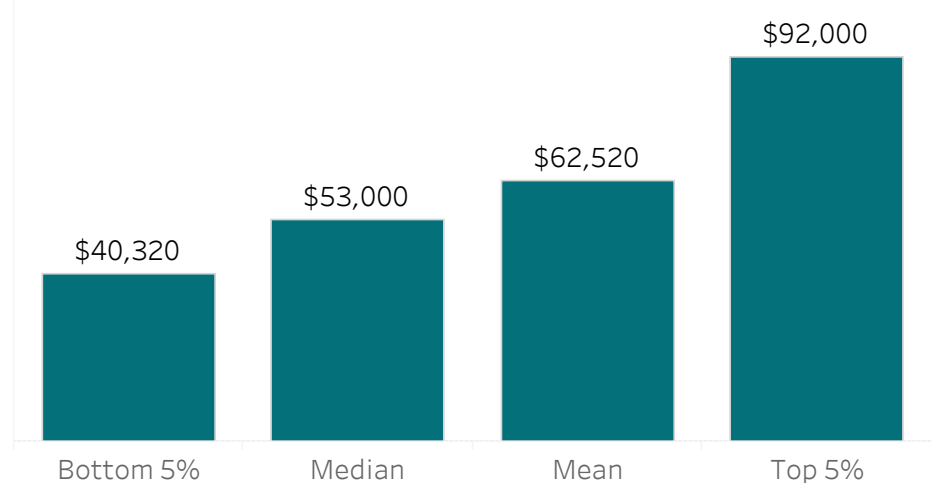
### Graduate Activity - 2016-17



### Three Year Comparison of Employed Respondents

	2014-15	2016-17
Number of Graduates	5	7
Number of Respondents	3	5
Number of Employed Respondents	2	4
Percentage of Employed Respondents	67%	80%
Number of Respondents Employed in Training Related Occupations	2	4
Percentage of Respondents Employed in Training Related Occupations	67%	80%

### Salary - Last Three Years

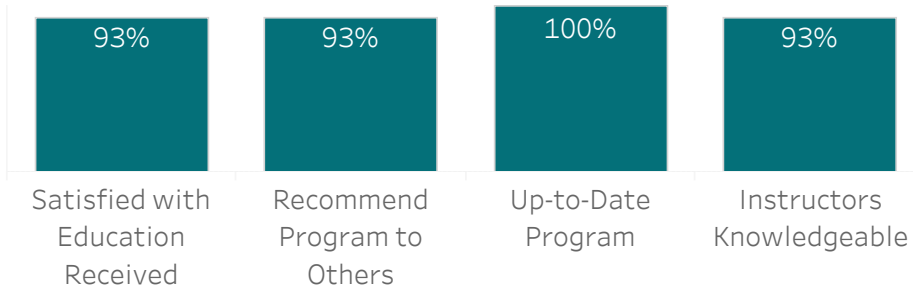


# Human Resource Management

## Certificate

Students of this part-time program can prepare for a career in the fast-growing and key business field of human resource management (HRM). This program is accredited by the provincial certifying body, the Chartered Professionals in Human Resources Manitoba (CPHR Manitoba). Graduates of Red River College's HR Management Certificate program now have five years from graduation to apply to waive writing the National Knowledge Exam (NKE).

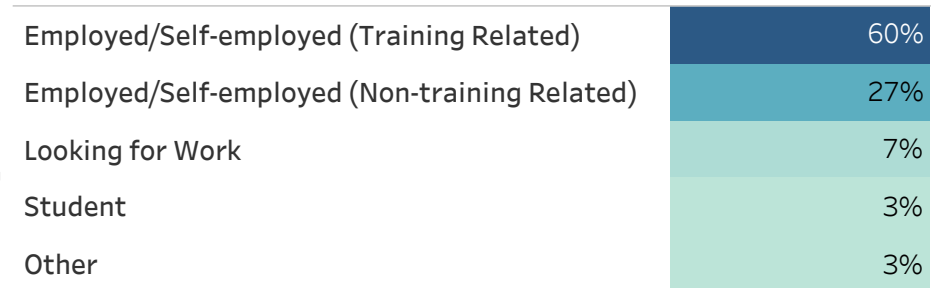
## Satisfaction - 2016-17



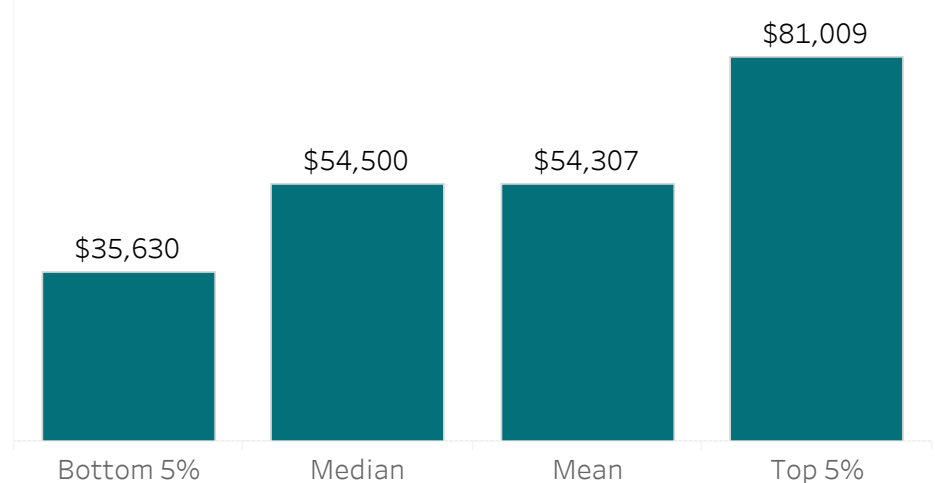
## Three Year Comparison of Employed Respondents

	2014-15	2015-16	2016-17
Number of Graduates	74	49	49
Number of Respondents	41	40	30
Number of Employed Respondents	34	37	26
Percentage of Employed Respondents	83%	93%	87%
Number of Respondents Employed in Training Related Occupations	22	20	18
Percentage of Respondents Employed in Training Related Occupations	54%	50%	60%

## Graduate Activity - 2016-17



## Salary - Last Three Years

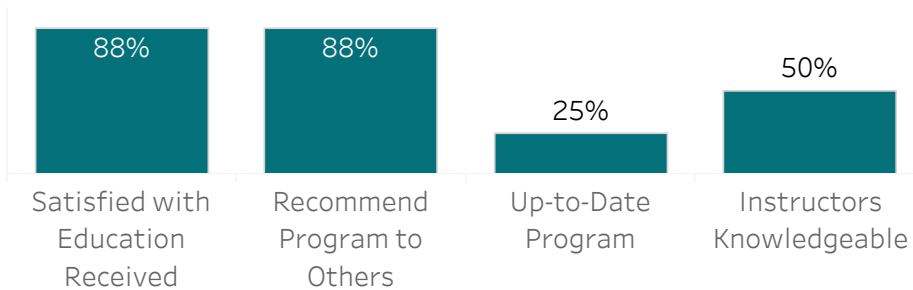


## Legal Assistant


### Certificate

This program prepares students to succeed in a supporting role as part of a law firm or legal department. Students learn to prepare legal documentation for real estate, civil litigation, wills and estates, domestic and family law, business, and appeals.

### Satisfaction - 2016-17



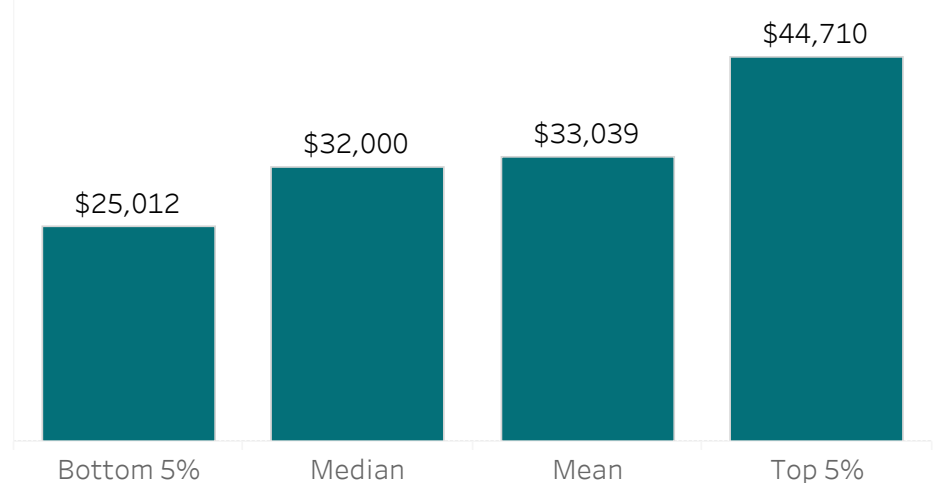
### Graduate Activity - 2016-17



### Three Year Comparison of Employed Respondents

	2014-15	2015-16	2016-17
Number of Graduates	19	18	14
Number of Respondents	13	9	9
Number of Employed Respondents	13	9	9
Percentage of Employed Respondents	100%	100%	100%
Number of Respondents Employed in Training Related Occupations	9	8	9
Percentage of Respondents Employed in Training Related Occupations	69%	89%	100%

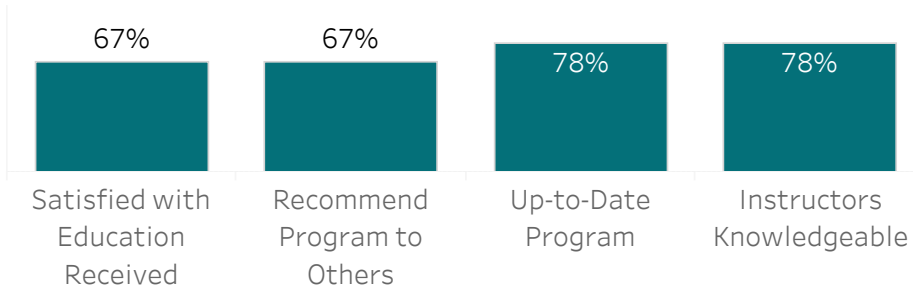
### Salary - Last Three Years



## Residential Decorating

This program provides the skills to successfully manage decorating projects. Students learn to apply design principles to enhance the function and quality of both interior and exterior living environments. Graduates find work as entry-level sales consultants in home improvement retail stores or as decorating consultants with retailers and distributors of decorating products.

### Satisfaction - 2016-17



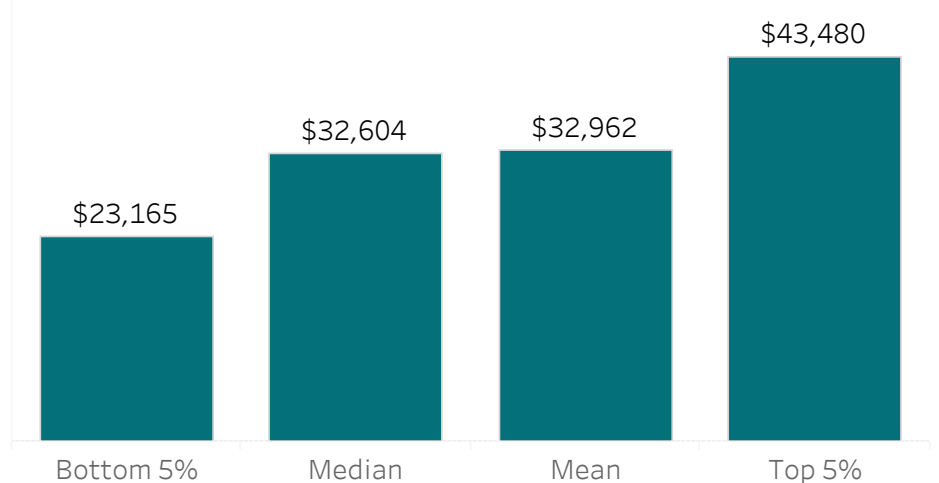
### Three Year Comparison of Employed Respondents

	2014-15	2015-16	2016-17
Number of Graduates	26	34	36
Number of Respondents	20	24	9
Number of Employed Respondents	17	20	7
Percentage of Employed Respondents	85%	83%	78%
Number of Respondents Employed in Training Related Occupations	7	9	1
Percentage of Respondents Employed in Training Related Occupations	35%	38%	11%

### Graduate Activity - 2016-17

Employed/Self-employed (Training Related)	11%
Employed/Self-employed (Non-training Related)	67%
Student	11%
Other	11%

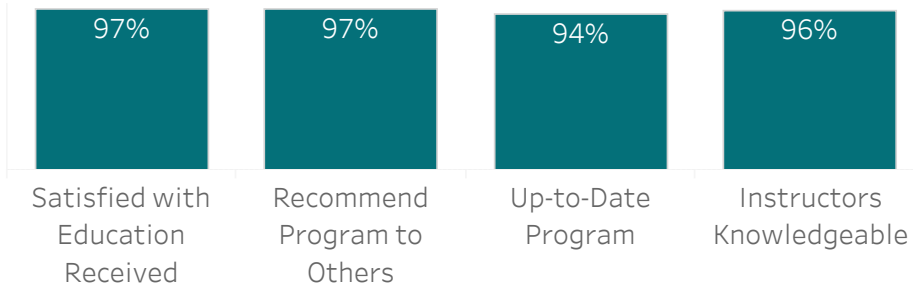
### Salary - Last Three Years



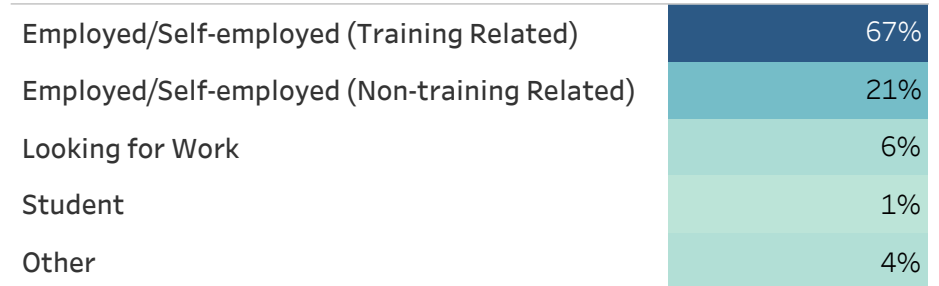
## All Programs in Business & Management (CE)

Students taking programs in this Continuing Education division gain skills needed to work in the business sector.

### Satisfaction - 2016-17



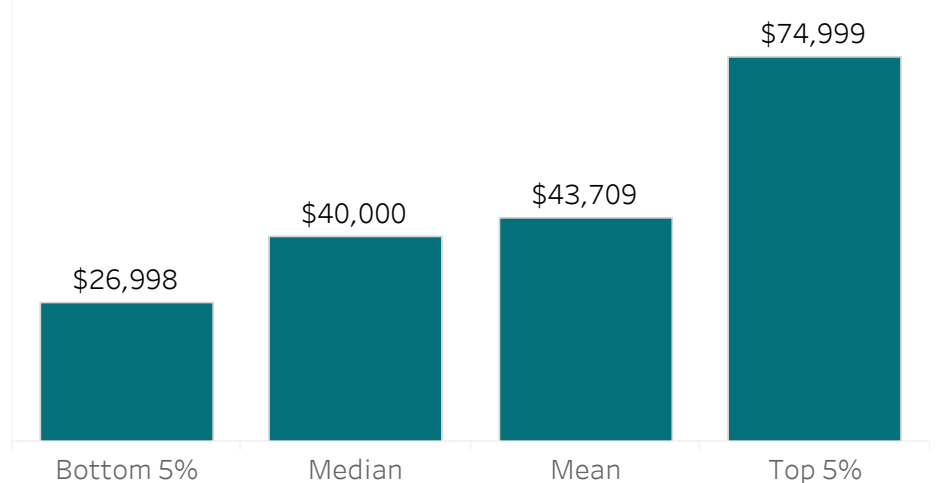
### Graduate Activity - 2016-17



### Three Year Comparison of Employed Respondents

	2014-15	2015-16	2016-17
Number of Graduates	139	103	121
Number of Respondents	86	69	70
Number of Employed Respondents	79	59	62
Percentage of Employed Respondents	92%	86%	89%
Number of Respondents Employed in Training Related Occupations	60	47	47
Percentage of Respondents Employed in Training Related Occupations	70%	68%	67%

### Salary - Last Three Years

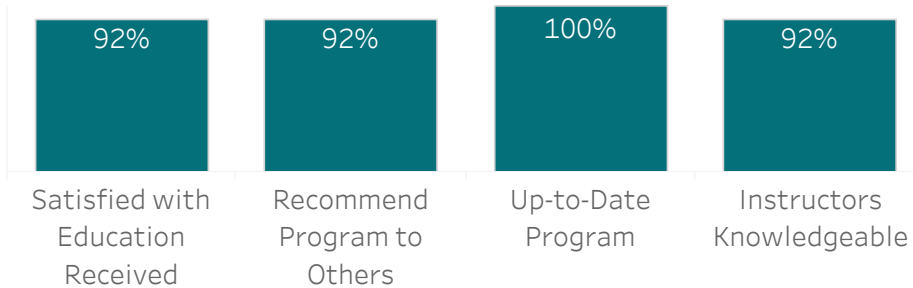


# Accounting

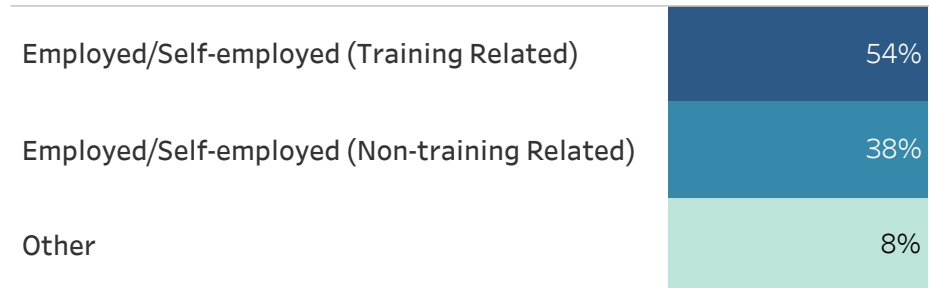
## Certificate

This program prepares students for a wide range of careers in the world of accounting and/or enhances their opportunities for advancement. Graduates are eligible for employment in areas and roles including accounts payable, accounts receivable, financial assistant and office administrators.

### Satisfaction - 2016-17



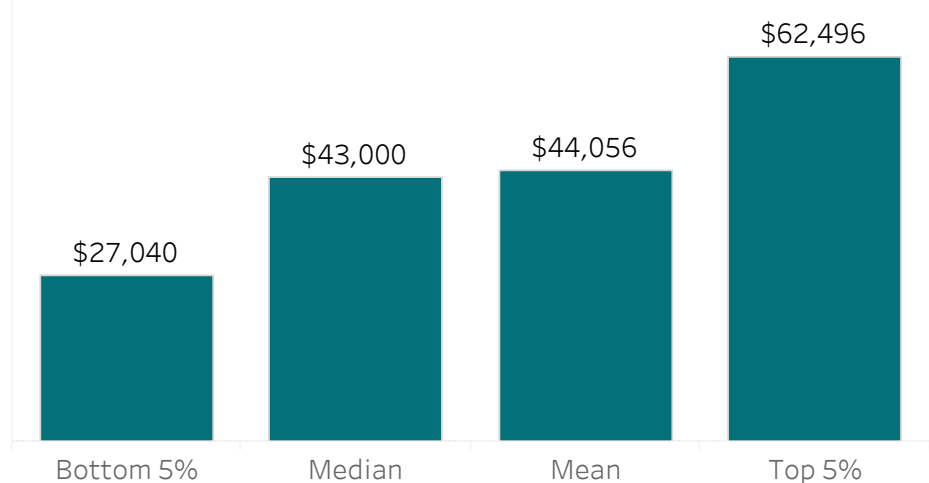
### Graduate Activity - 2016-17



### Three Year Comparison of Employed Respondents

	2014-15	2015-16	2016-17
Number of Graduates	22	23	23
Number of Respondents	18	15	13
Number of Employed Respondents	16	12	12
Percentage of Employed Respondents	89%	80%	92%
Number of Respondents Employed in Training Related Occupations	13	7	7
Percentage of Respondents Employed in Training Related Occupations	72%	47%	54%

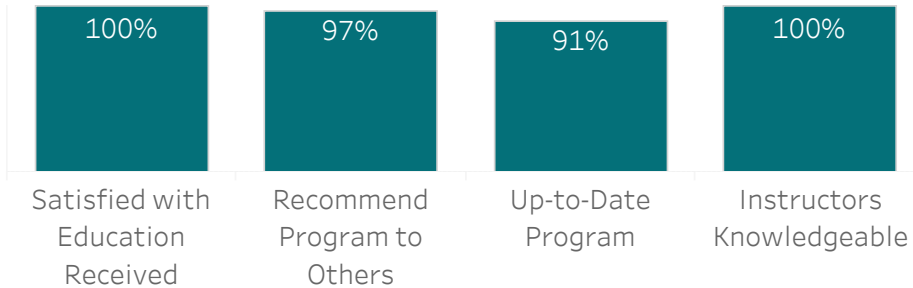
### Salary - Last Three Years



# Administrative Assistant

This program focuses on the administrative and technical skills needed to meet the demands of the current and emerging office environment. Graduates have found positions as administrative assistants or office clerks in businesses, private and public corporations, and government departments.

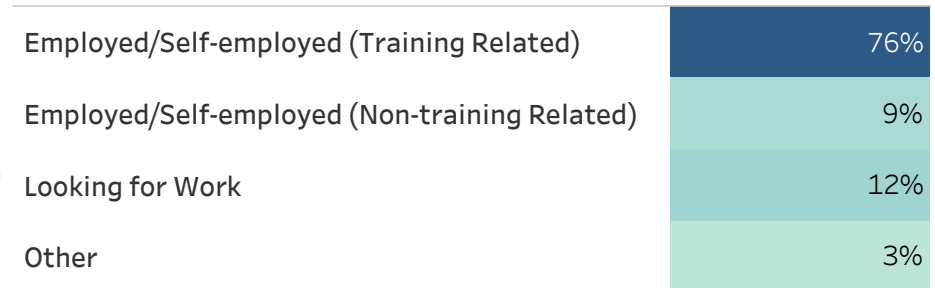
## Satisfaction - 2016-17



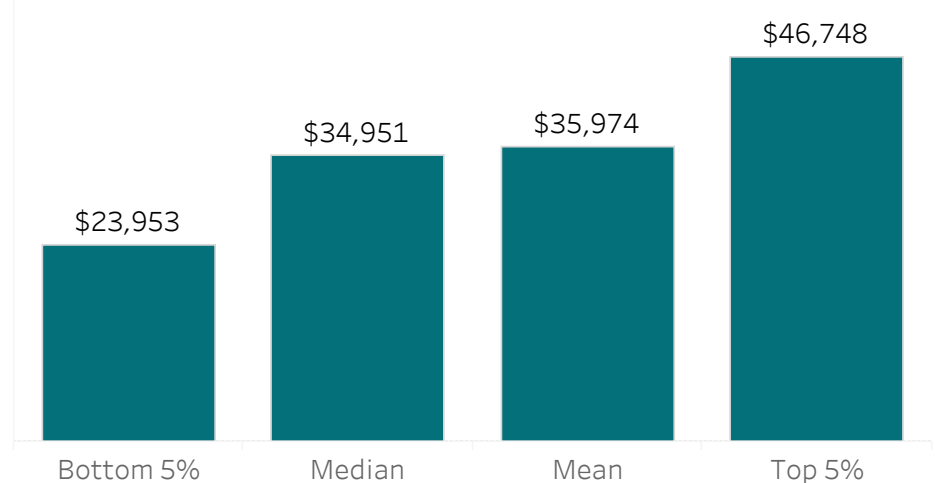
## Three Year Comparison of Employed Respondents

	2014-15	2015-16	2016-17
Number of Graduates	58	40	59
Number of Respondents	39	27	34
Number of Employed Respondents	35	23	29
Percentage of Employed Respondents	90%	85%	85%
Number of Respondents Employed in Training Related Occupations	27	19	26
Percentage of Respondents Employed in Training Related Occupations	69%	70%	76%

## Graduate Activity - 2016-17



## Salary - Last Three Years



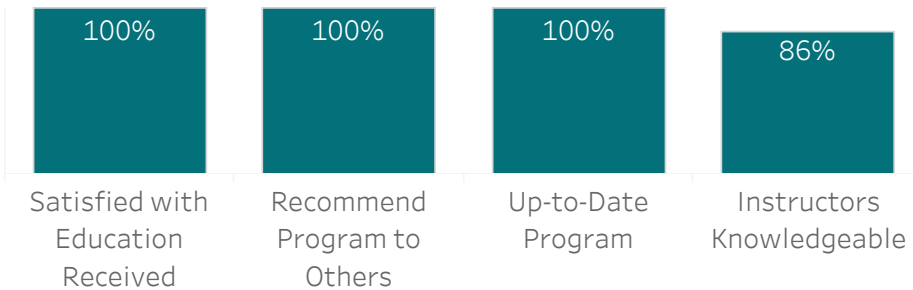


# Business and Administrative Studies

## Certificate

Students develop a broad understanding of management and administrative functions in business, industry and not-for-profit organizations. This program prepares students for a variety of careers in business and management and expands their knowledge base and develops fundamental skills needed for supervising, communicating and managing.

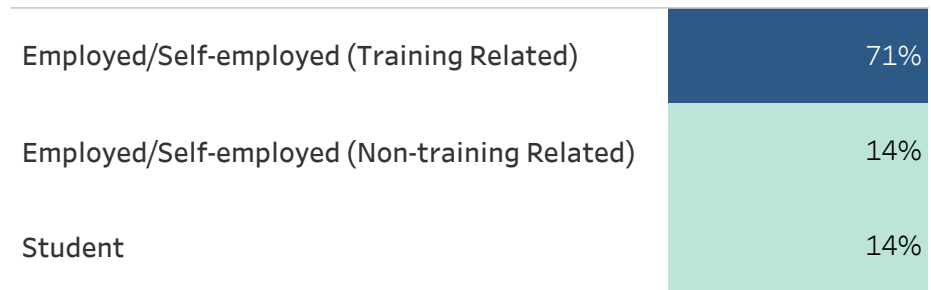
### Satisfaction - 2016-17



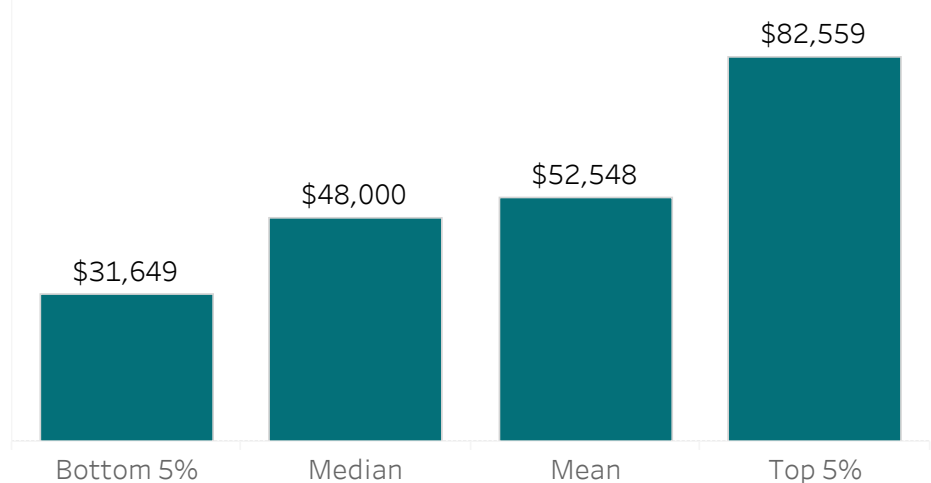
### Three Year Comparison of Employed Respondents

	2014-15	2015-16	2016-17
Number of Graduates	20	8	9
Number of Respondents	9	6	7
Number of Employed Respondents	8	6	6
Percentage of Employed Respondents	89%	100%	86%
Number of Respondents Employed in Training Related Occupations	6	6	5
Percentage of Respondents Employed in Training Related Occupations	67%	100%	71%

### Graduate Activity - 2016-17



### Salary - Last Three Years

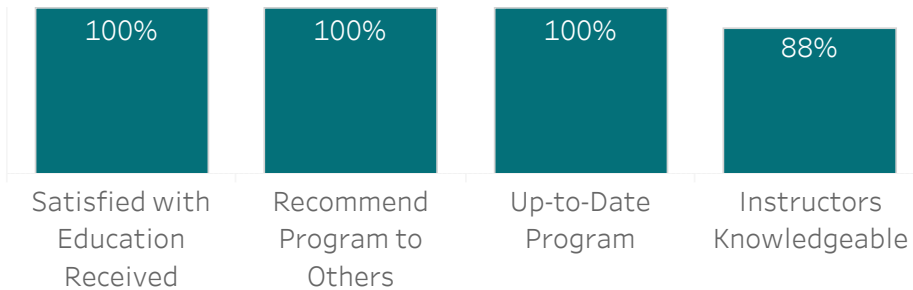


# Management Development

## Certificate

This program covers a wide range of management related disciplines including communications, leadership, organizational behaviour and ethics. Graduates will have the training to be employed in management positions. Opportunities also exist in fields such as human resources, product management, and in the public and private sectors.

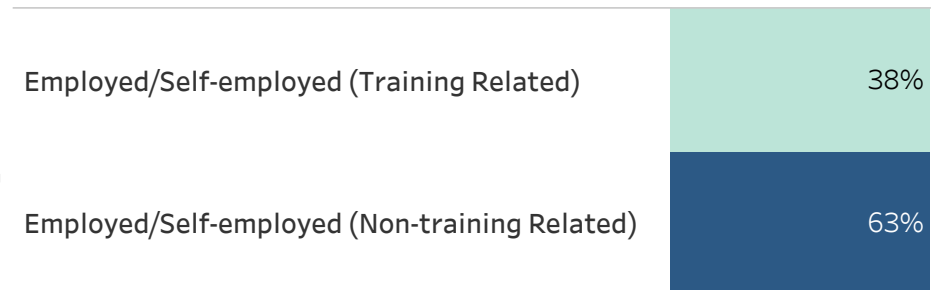
## Satisfaction - 2016-17



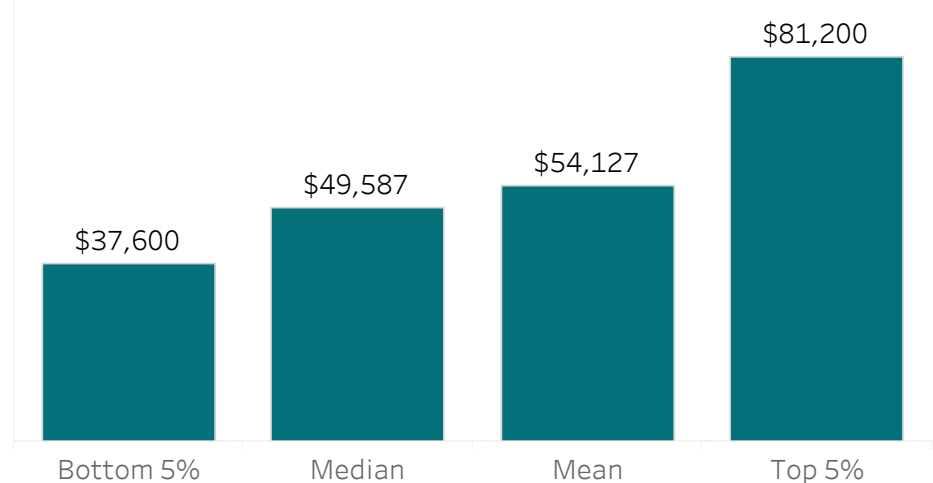
## Three Year Comparison of Employed Respondents

	2014-15	2015-16	2016-17
Number of Graduates	33	28	18
Number of Respondents	17	18	8
Number of Employed Respondents	17	16	8
Percentage of Employed Respondents	100%	89%	100%
Number of Respondents Employed in Training Related Occupations	12	14	3
Percentage of Respondents Employed in Training Related Occupations	71%	78%	38%

## Graduate Activity - 2016-17



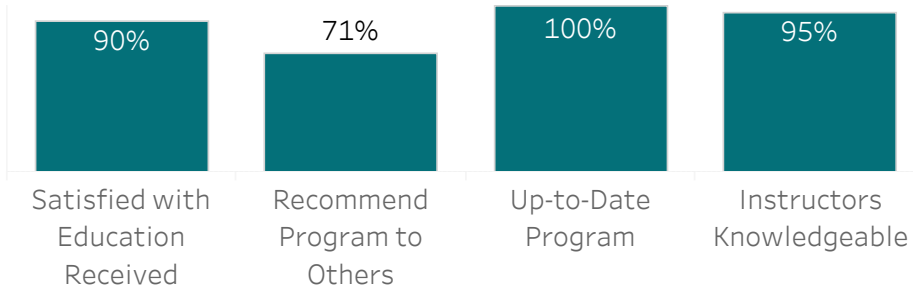
## Salary - Last Three Years



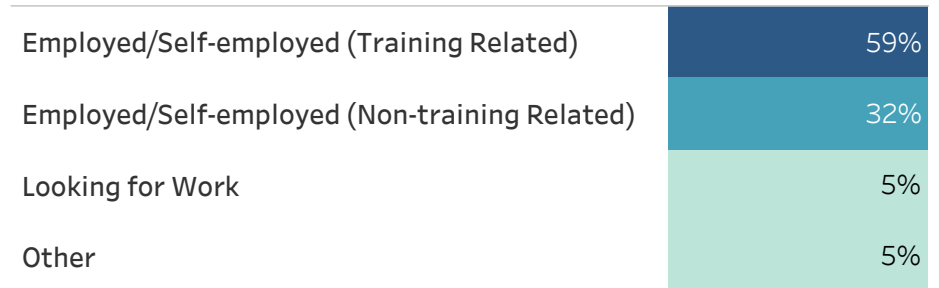
## All Programs in Community Services (CE)

This Continuing Education division includes programs in the Community Services field.

### Satisfaction - 2016-17



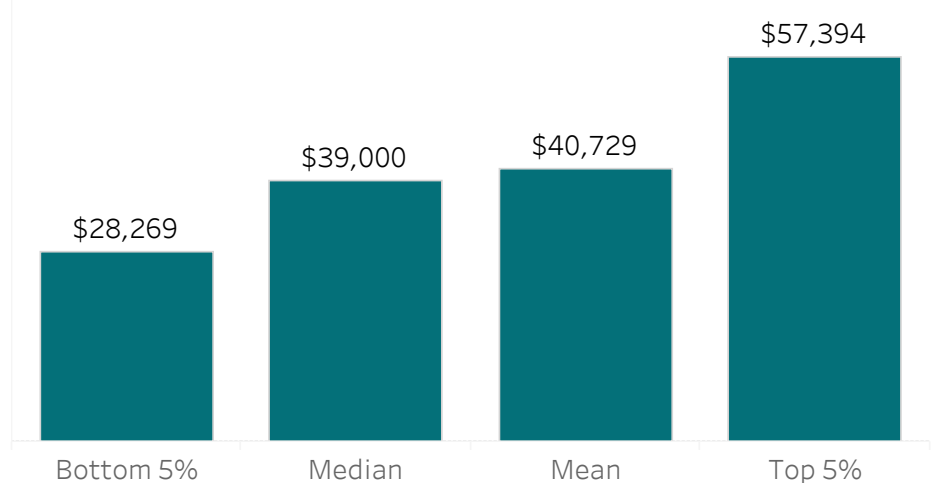
### Graduate Activity - 2016-17



### Three Year Comparison of Employed Respondents

	2014-15	2015-16	2016-17
Number of Graduates	66	50	42
Number of Respondents	48	36	22
Number of Employed Respondents	43	28	20
Percentage of Employed Respondents	90%	78%	91%
Number of Respondents Employed in Training Related Occupations	32	24	13
Percentage of Respondents Employed in Training Related Occupations	67%	67%	59%

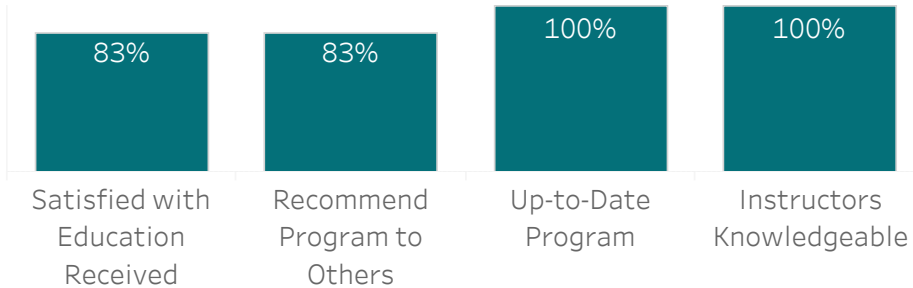
### Salary - Last Three Years



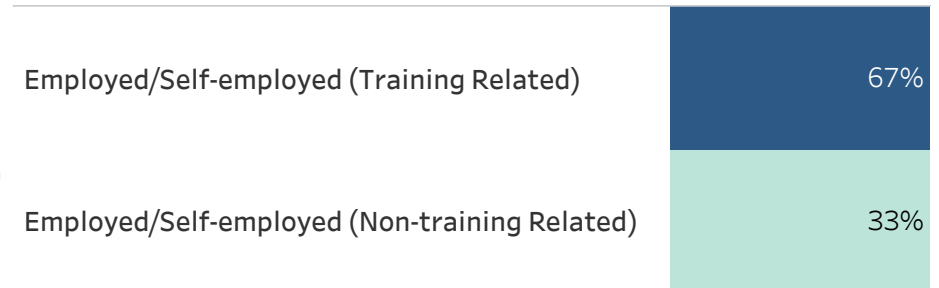
## Applied Counselling

This program focuses on the administrative and technical skills needed to meet the demands of the current and emerging office environment. Graduates have found positions as administrative assistants or office clerks in businesses, private and public corporations, and government departments.

Satisfaction - 2016-17



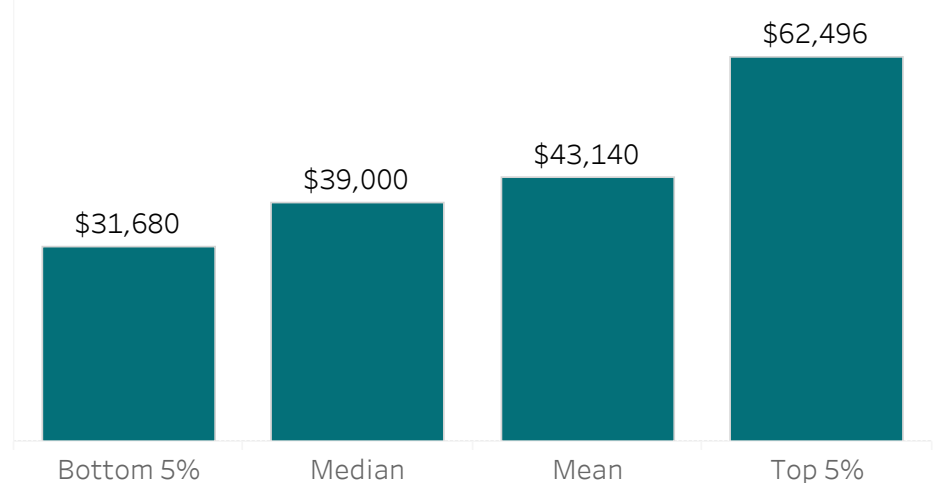
Graduate Activity - 2016-17



Three Year Comparison of Employed Respondents

	2014-15	2015-16	2016-17
Number of Graduates	26	7	9
Number of Respondents	21	6	6
Number of Employed Respondents	17	5	6
Percentage of Employed Respondents	81%	83%	100%
Number of Respondents Employed in Training Related Occupations	12	3	4
Percentage of Respondents Employed in Training Related Occupations	57%	50%	67%

Salary - Last Three Years

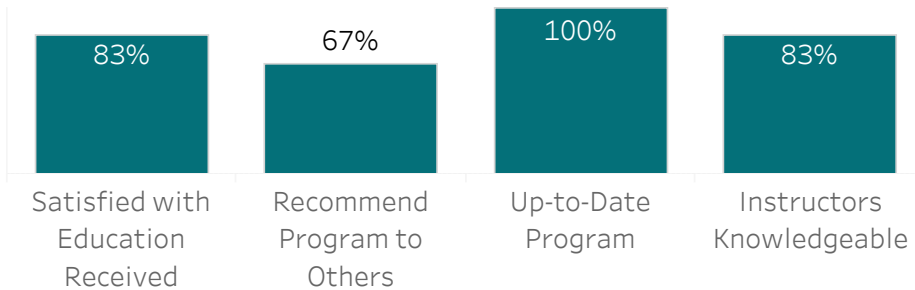


# Justice and Public Safety

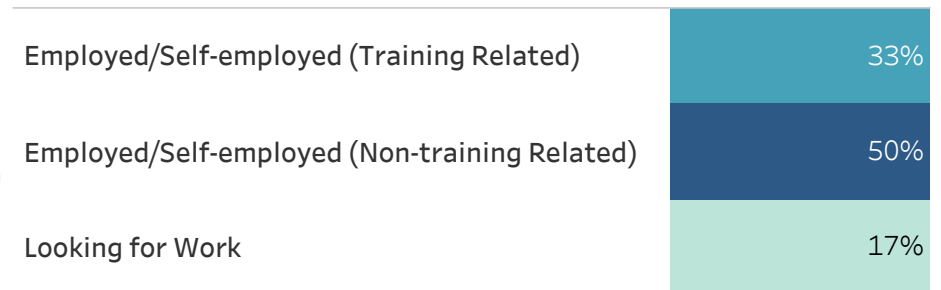
## Certificate

This program provides students with the knowledge base required for a successful career in the criminal justice system. The program explores a wide range of issues including Aboriginal cultures, treatment and intervention strategies, plus policing in the 21st century.

### Satisfaction - 2016-17



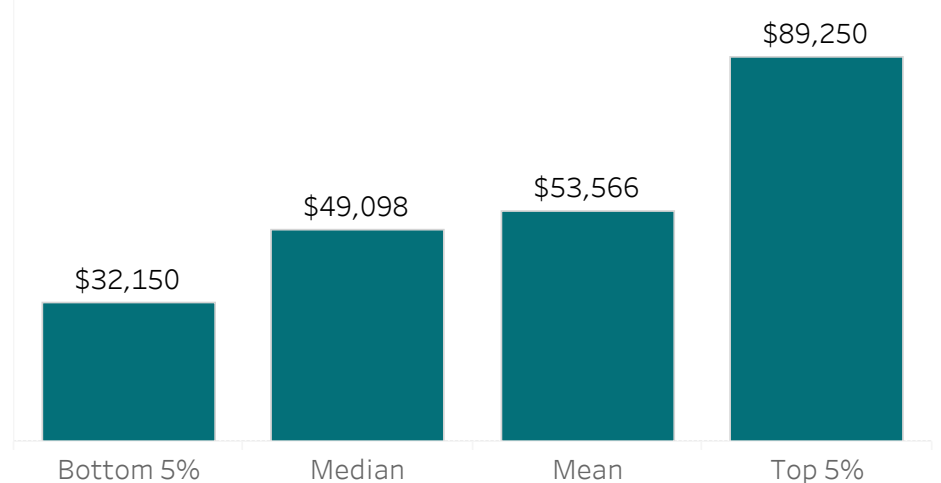
### Graduate Activity - 2016-17



### Three Year Comparison of Employed Respondents

	2014-15	2015-16	2016-17
Number of Graduates	8	13	11
Number of Respondents	6	8	6
Number of Employed Respondents	6	5	5
Percentage of Employed Respondents	100%	63%	83%
Number of Respondents Employed in Training Related Occupations	2	4	2
Percentage of Respondents Employed in Training Related Occupations	33%	50%	33%

### Salary - Last Three Years

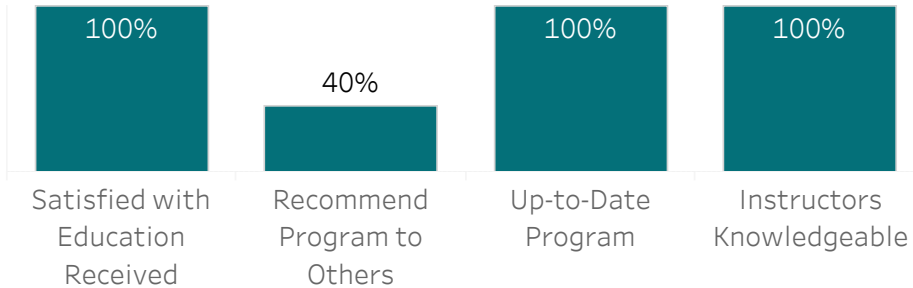


# Therapeutic Recreation Facilitator for Older Adults

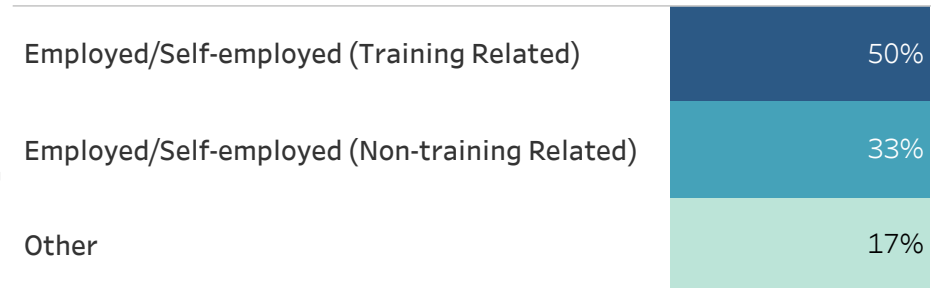
## Certificate

This program is designed to develop the knowledge and skills needed to work in therapeutic and leisure recreational programming and services for older adults. Students learn to plan, promote, deliver and evaluate effective programs for clientele in various settings, including: personal care homes, extended hospital care, and other community based programs.

## Satisfaction - 2016-17



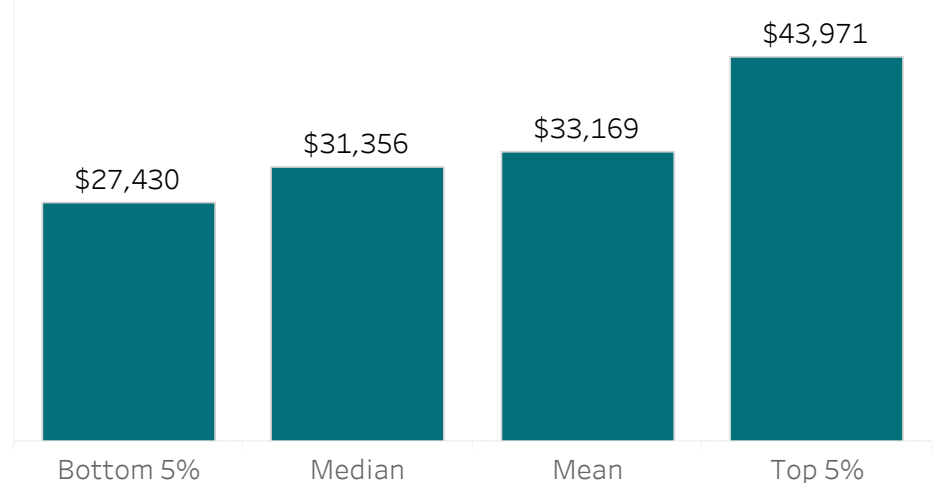
## Graduate Activity - 2016-17



## Three Year Comparison of Employed Respondents

	2014-15	2015-16	2016-17
Number of Graduates	26	22	15
Number of Respondents	16	15	6
Number of Employed Respondents	15	11	5
Percentage of Employed Respondents	94%	73%	83%
Number of Respondents Employed in Training Related Occupations	13	10	3
Percentage of Respondents Employed in Training Related Occupations	81%	67%	50%

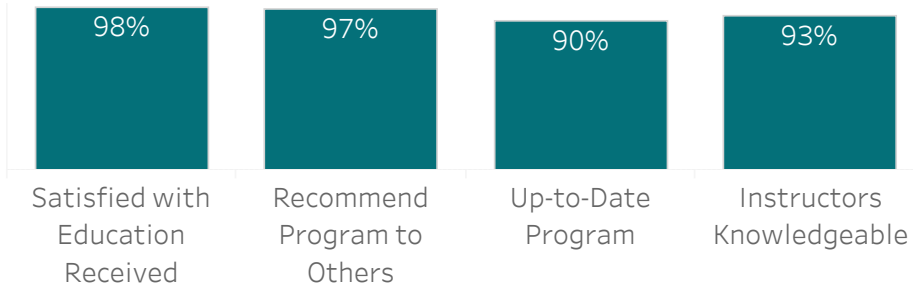
## Salary - Last Three Years



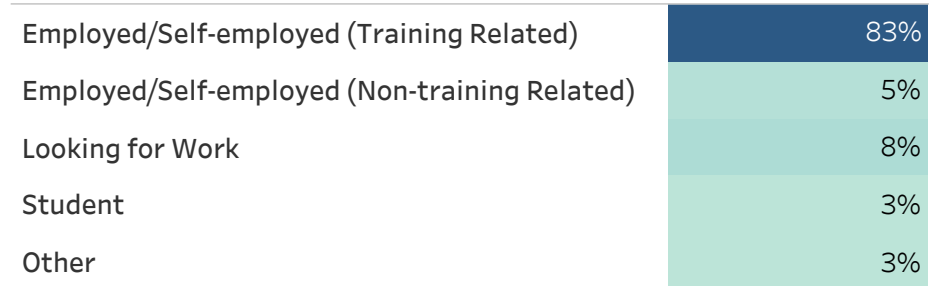
## All Programs in Education, Foundation Studies (CE)

Students taking programs in this division learn the skills and techniques needed in education and library-related employment.

### Satisfaction - 2016-17



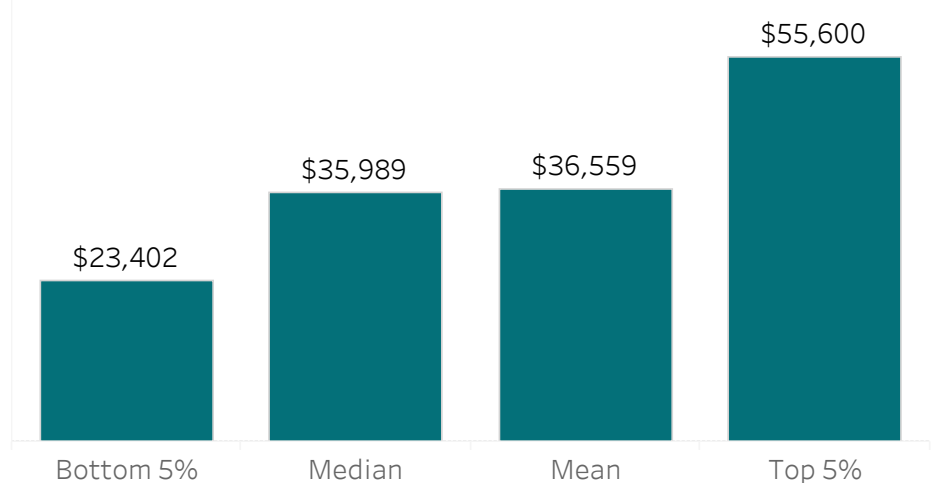
### Graduate Activity - 2016-17



### Three Year Comparison of Employed Respondents

	2014-15	2015-16	2016-17
Number of Graduates	73	90	93
Number of Respondents	39	51	40
Number of Employed Respondents	35	47	35
Percentage of Employed Respondents	90%	92%	88%
Number of Respondents Employed in Training Related Occupations	31	41	33
Percentage of Respondents Employed in Training Related Occupations	79%	80%	83%

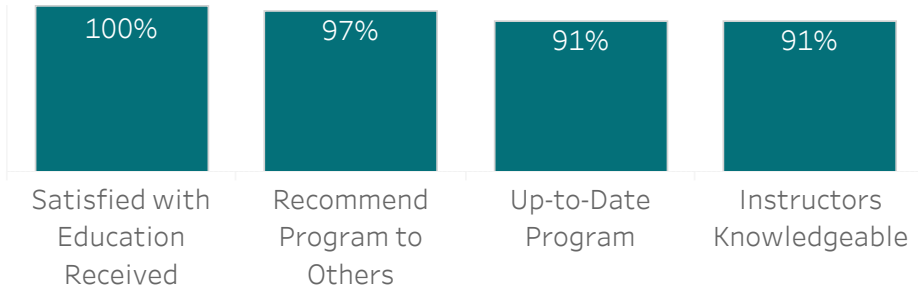
### Salary - Last Three Years



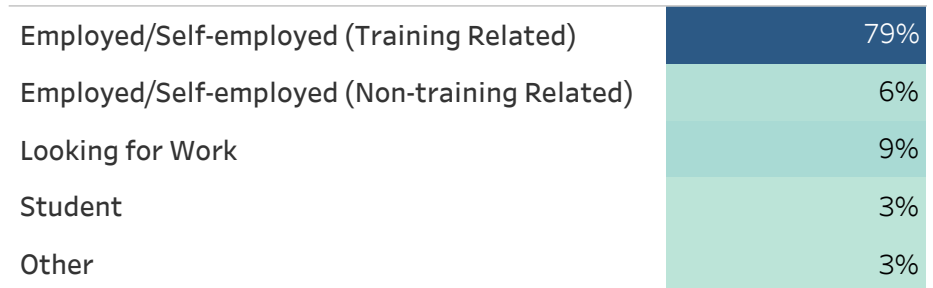
# Educational Assistant Certificate

Graduates of this program are prepared for a career working with students in an educational setting to support the work of the teachers and clinicians. Educational Assistant graduates may find a range of entry-level employment opportunities in educational settings.

Satisfaction - 2016-17



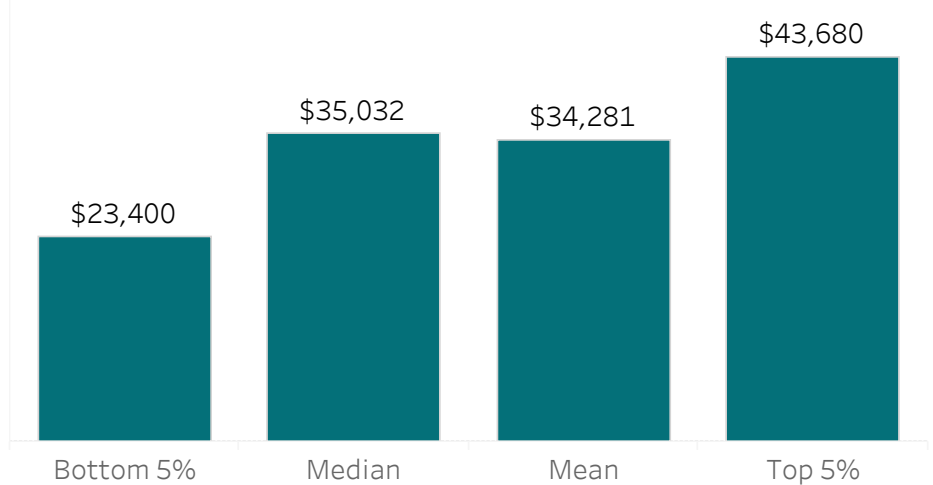
Graduate Activity - 2016-17



Three Year Comparison of Employed Respondents

	2014-15	2015-16	2016-17
Number of Graduates	61	78	78
Number of Respondents	31	41	33
Number of Employed Respondents	28	38	28
Percentage of Employed Respondents	90%	93%	85%
Number of Respondents Employed in Training Related Occupations	27	32	26
Percentage of Respondents Employed in Training Related Occupations	87%	78%	79%

Salary - Last Three Years

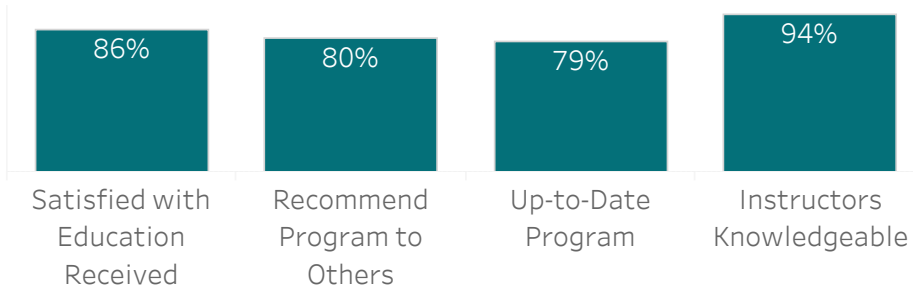




## All Programs in Health Sciences (CE)

Programs in the Continuing Education (CE) Health Sciences division provide training for a variety of health related fields.

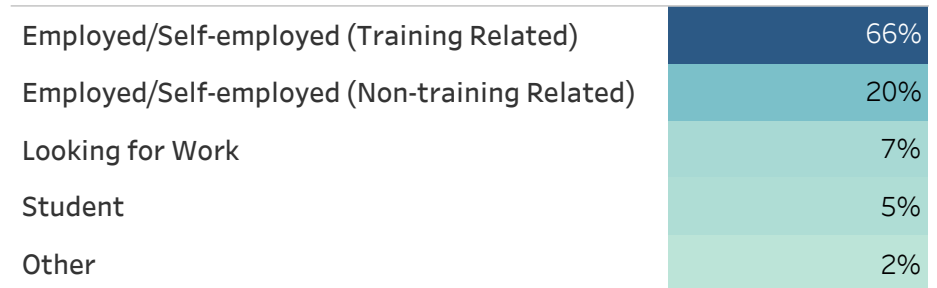
### Satisfaction - 2016-17



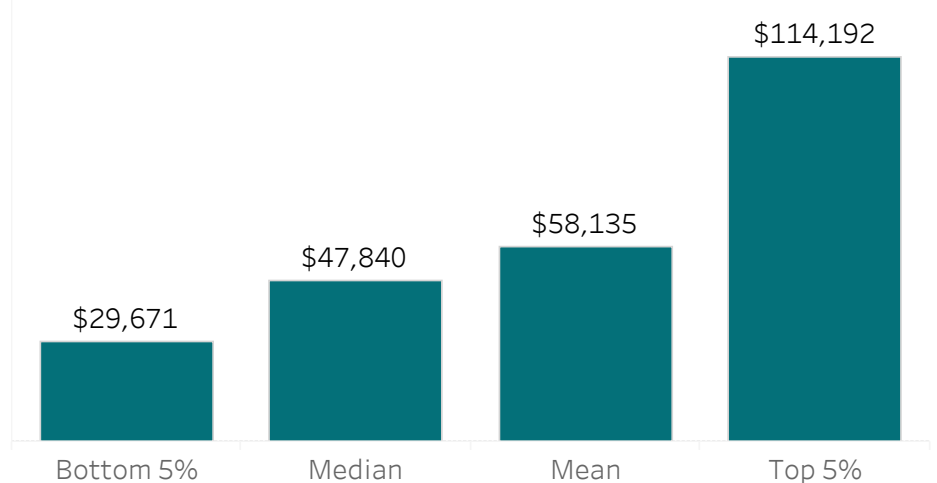
### Three Year Comparison of Employed Respondents

	2014-15	2015-16	2016-17
Number of Graduates	119	120	116
Number of Respondents	70	80	56
Number of Employed Respondents	63	67	48
Percentage of Employed Respondents	90%	84%	86%
Number of Respondents Employed in Training Related Occupations	46	54	37
Percentage of Respondents Employed in Training Related Occupations	66%	68%	66%

### Graduate Activity - 2016-17



### Salary - Last Three Years

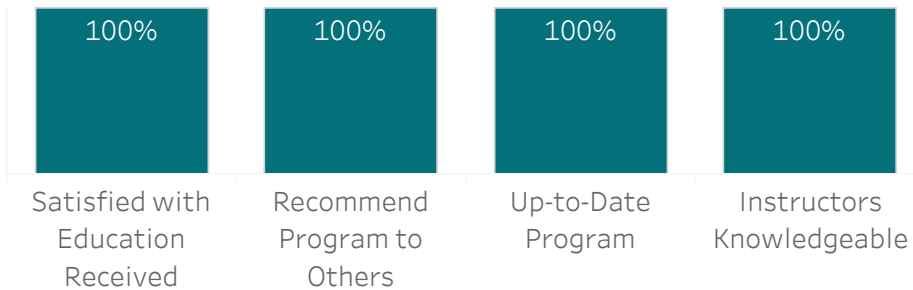


# Health Care Aide


## Certificate

This program provides students with the knowledge and skills to become a health care worker who, under supervision, assists clients in hospitals, personal care homes, long-term care facilities or home care settings to meet their physical, emotional and social needs.

### Satisfaction - 2016-17



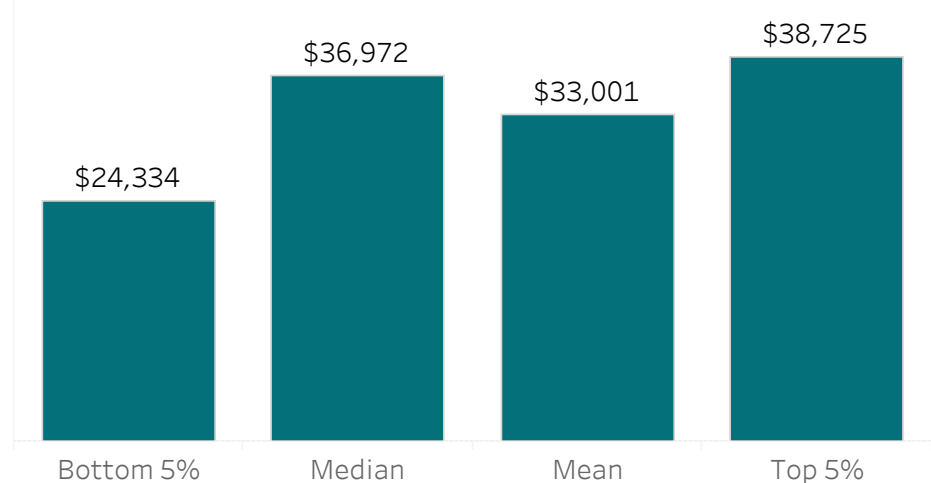
### Graduate Activity - 2016-17



### Three Year Comparison of Employed Respondents

	2014-15	2015-16	2016-17
Number of Graduates	22	11	14
Number of Respondents	11	11	7
Number of Employed Respondents	9	9	7
Percentage of Employed Respondents	82%	82%	100%
Number of Respondents Employed in Training Related Occupations	8	6	7
Percentage of Respondents Employed in Training Related Occupations	73%	55%	100%

### Salary - Last Three Years

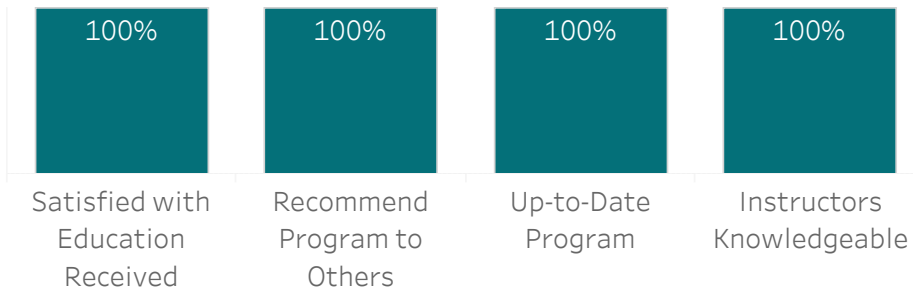


# Health Services Leadership and Management

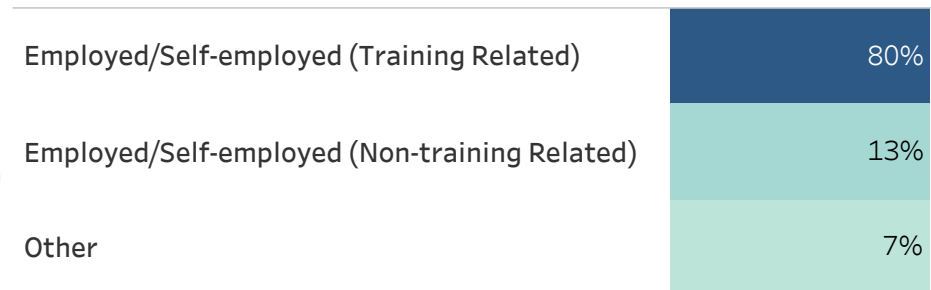
## Certificate

This program is intended for individuals who are employed in health services and who want to develop their leadership and management skills. It was developed in collaboration with the Manitoba Chapter of the Canadian College of Health Leaders (CCHL) and is based on the CCHL's Certified Health Executive competencies.

### Satisfaction - 2016-17



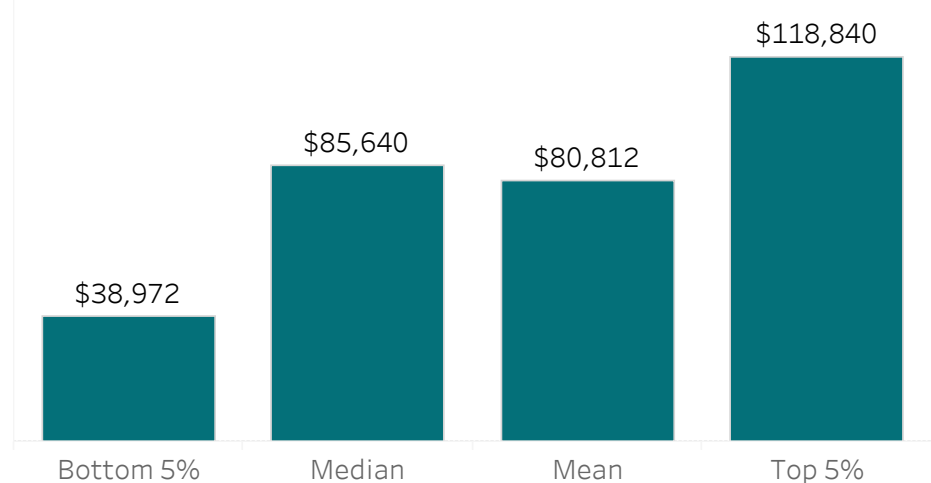
### Graduate Activity - 2016-17



### Three Year Comparison of Employed Respondents

	2014-15	2015-16	2016-17
Number of Graduates	24	24	26
Number of Respondents	17	20	15
Number of Employed Respondents	17	20	14
Percentage of Employed Respondents	100%	100%	93%
Number of Respondents Employed in Training Related Occupations	11	15	12
Percentage of Respondents Employed in Training Related Occupations	65%	75%	80%

### Salary - Last Three Years

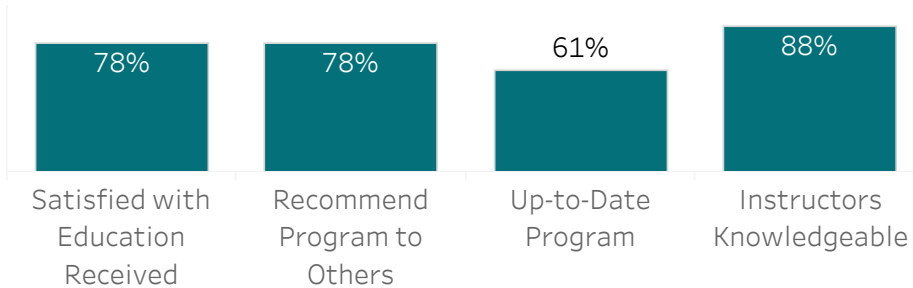


# Health Unit Clerk

## Certificate

Students of this part-time program acquire the knowledge, and skills required to function as part of the health care team. They learn the roles and responsibilities of a Health Unit Clerk including maintaining patient and unit records, processing physician orders, diagnostic and laboratory orders and managing unit supplies.

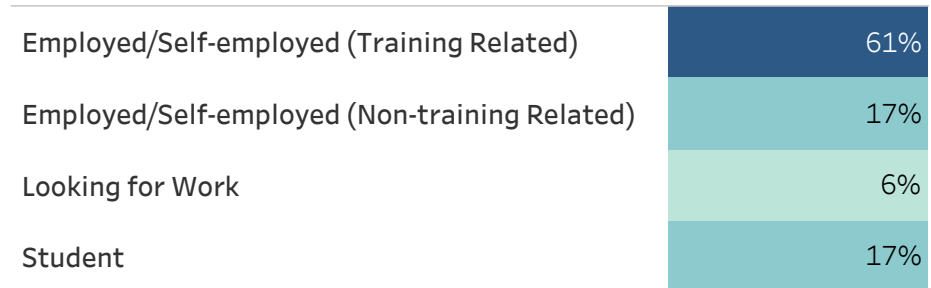
## Satisfaction - 2016-17



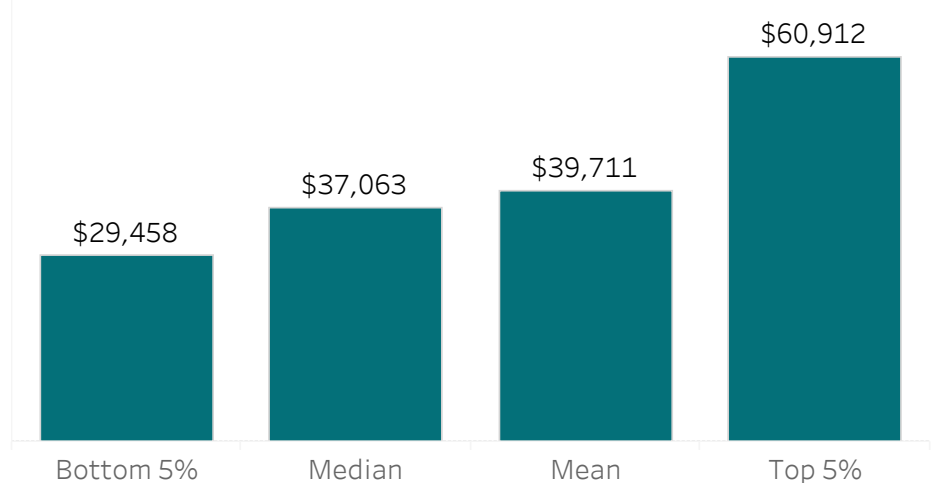
## Three Year Comparison of Employed Respondents

	2014-15	2015-16	2016-17
Number of Graduates	20	34	42
Number of Respondents	11	19	18
Number of Employed Respondents	8	17	14
Percentage of Employed Respondents	73%	89%	78%
Number of Respondents Employed in Training Related Occupations	6	16	11
Percentage of Respondents Employed in Training Related Occupations	55%	84%	61%

## Graduate Activity - 2016-17



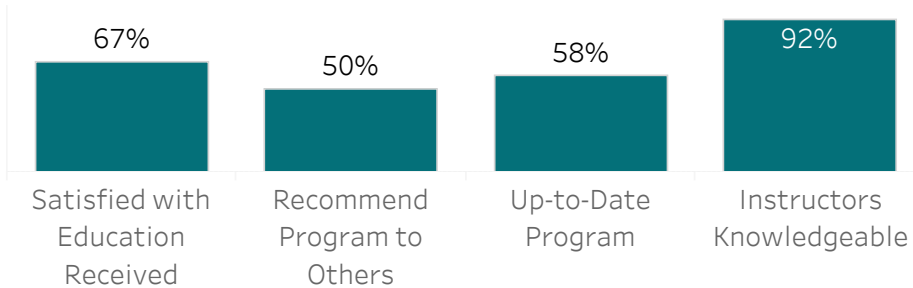
## Salary - Last Three Years



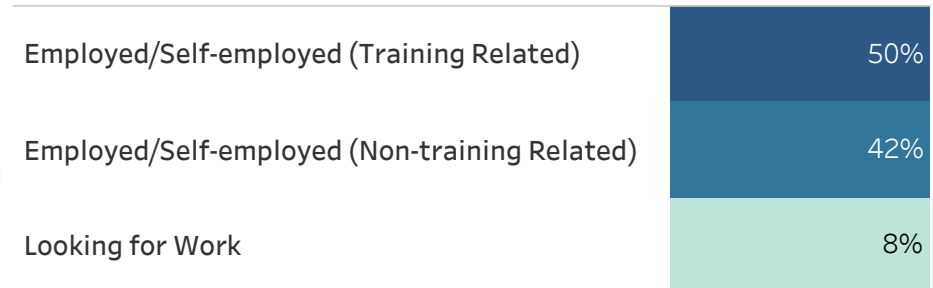
## Occupational Health & Safety

This program addresses the role and responsibilities of an Occupational Health and Safety practitioner including risk management, hazard recognition, control, and prevention and safety management systems in the workplace.

Satisfaction - 2016-17



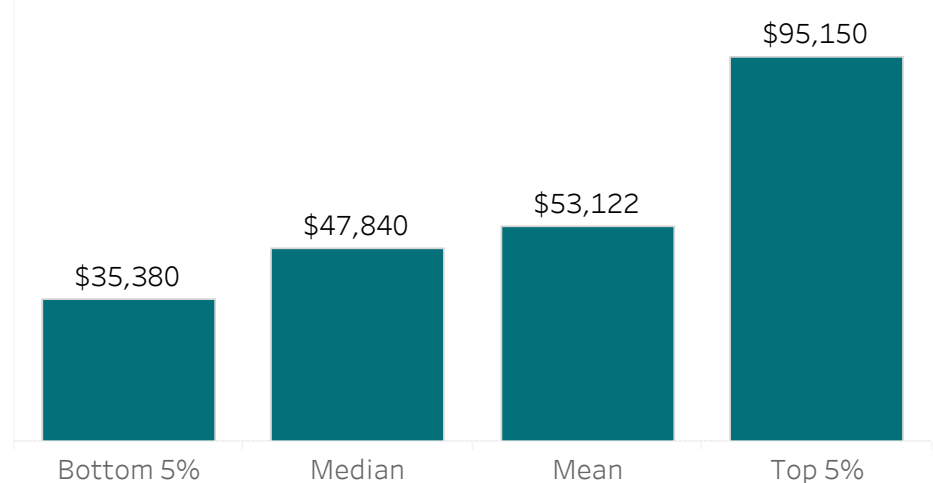
Graduate Activity - 2016-17



Three Year Comparison of Employed Respondents

	2014-15	2015-16	2016-17
Number of Graduates	32	25	23
Number of Respondents	20	16	12
Number of Employed Respondents	19	14	11
Percentage of Employed Respondents	95%	88%	92%
Number of Respondents Employed in Training Related Occupations	14	12	6
Percentage of Respondents Employed in Training Related Occupations	70%	75%	50%

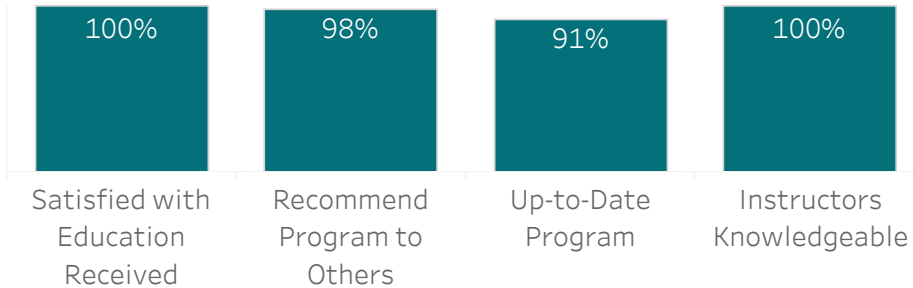
Salary - Last Three Years



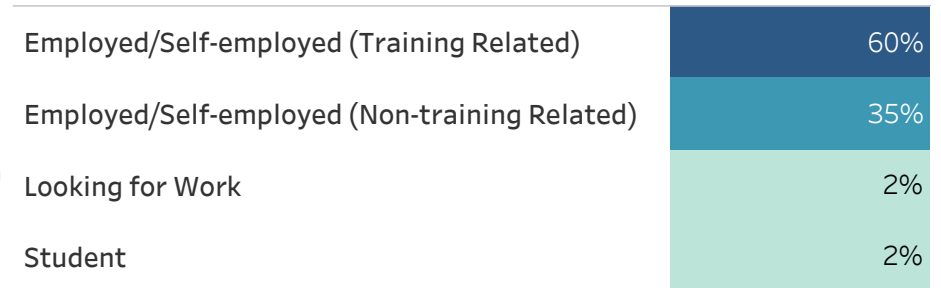
## All Programs in Industry and Transportation (CE)

This Continuing Education division includes programs that prepare students for work in the trades sector.

### Satisfaction - 2016-17



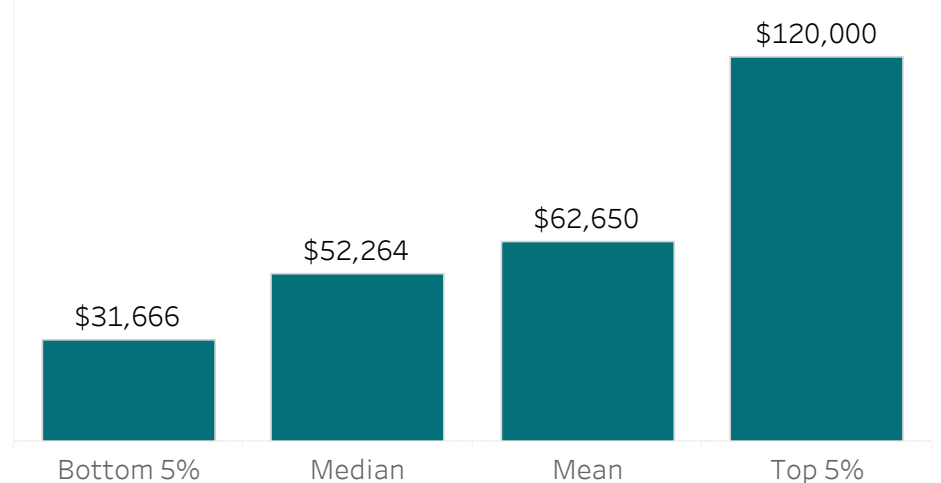
### Graduate Activity - 2016-17



### Three Year Comparison of Employed Respondents

	2014-15	2015-16	2016-17
Number of Graduates	146	127	90
Number of Respondents	91	82	48
Number of Employed Respondents	61	72	46
Percentage of Employed Respondents	67%	88%	96%
Number of Respondents Employed in Training Related Occupations	30	35	29
Percentage of Respondents Employed in Training Related Occupations	33%	43%	60%

### Salary - Last Three Years

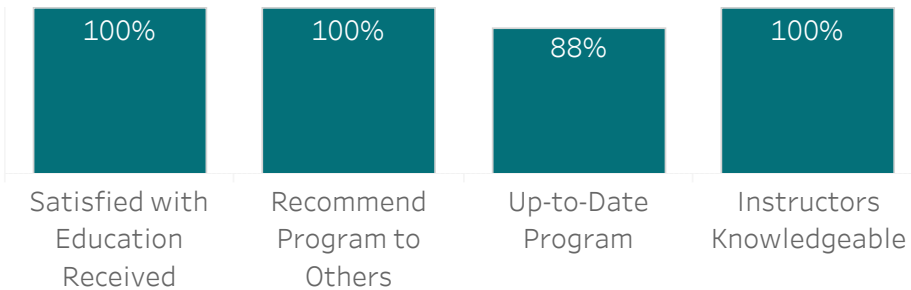


# Building Construction Technician

## Certificate

This part-time program provides students with the methods, techniques and supervisory skills required to succeed as a construction supervisor. Graduates have career options such as: Building Construction Technician, Building Construction Manager, or Building Construction Supervisor.

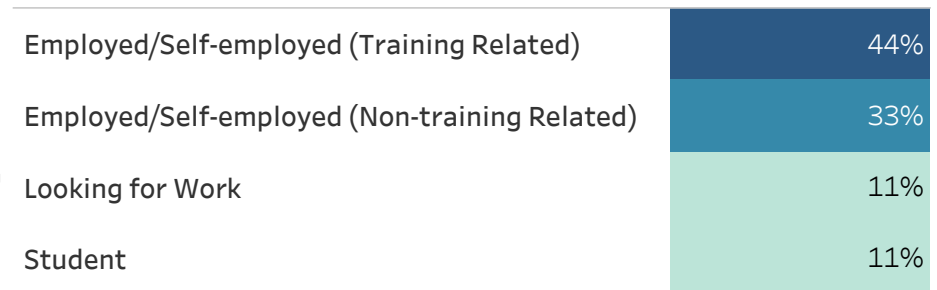
### Satisfaction - 2016-17



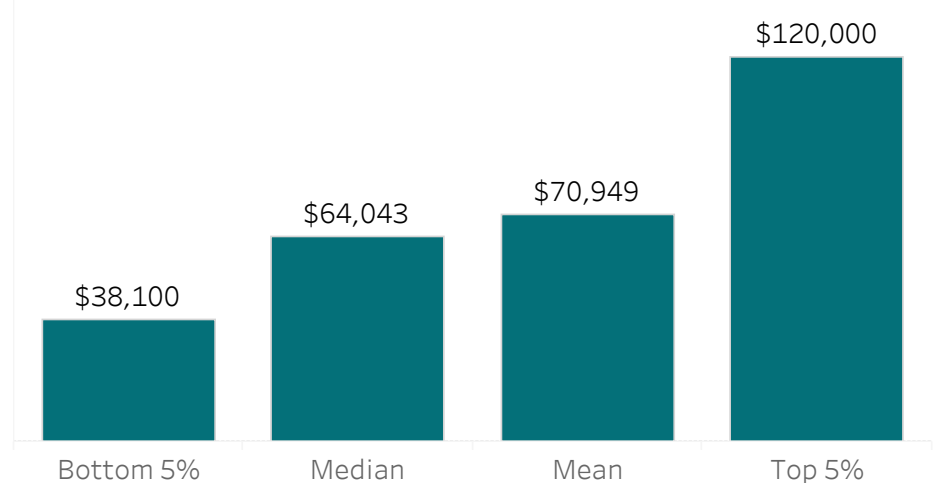
### Three Year Comparison of Employed Respondents

	2014-15	2015-16	2016-17
Number of Graduates	10	9	14
Number of Respondents	9	4	9
Number of Employed Respondents	9	4	7
Percentage of Employed Respondents	100%	100%	78%
Number of Respondents Employed in Training Related Occupations	6	3	4
Percentage of Respondents Employed in Training Related Occupations	67%	75%	44%

### Graduate Activity - 2016-17



### Salary - Last Three Years

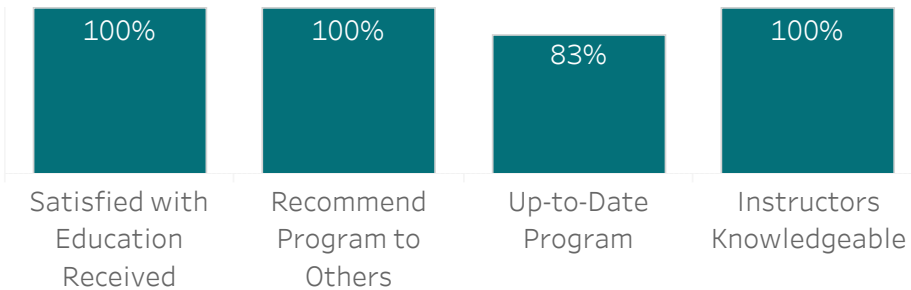


## Drafting/CAD

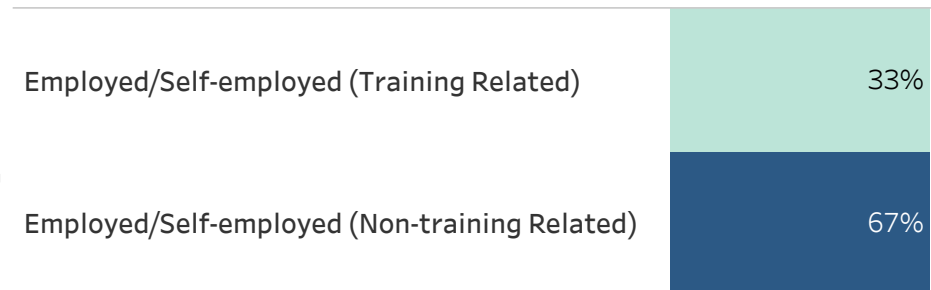
### Certificate

Students of this part-time program can gain the skills needed to complete manual or computer-generated plans and drawings for residential and commercial construction projects. Study includes building materials, drafting fundamentals, AutoCAD and more.

### Satisfaction - 2016-17



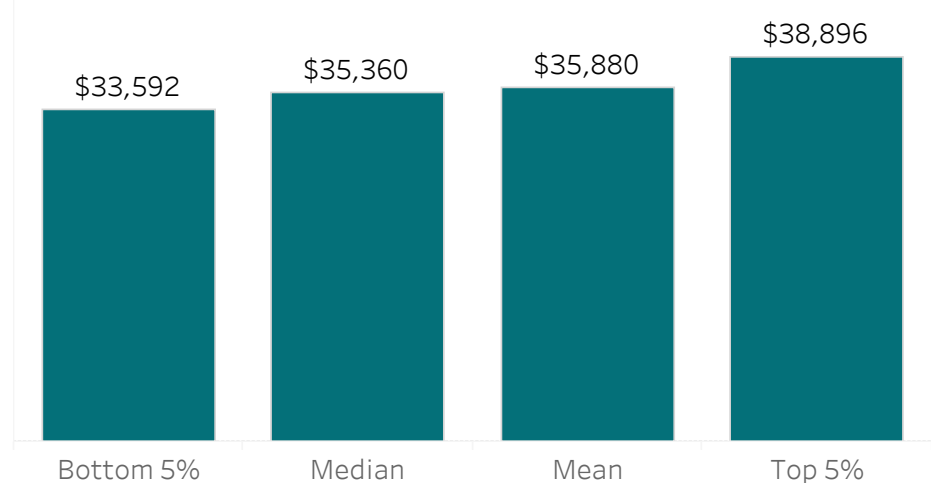
### Graduate Activity - 2016-17



### Three Year Comparison of Employed Respondents

	2014-15	2015-16	2016-17
Number of Graduates	9	5	13
Number of Respondents	6	1	6
Number of Employed Respondents	5	1	6
Percentage of Employed Respondents	83%	100%	100%
Number of Respondents Employed in Training Related Occupations	4	0	2
Percentage of Respondents Employed in Training Related Occupations	67%	0%	33%

### Salary - Last Three Years



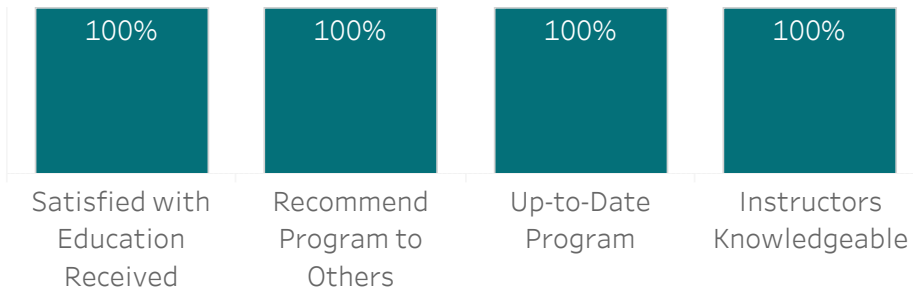


# Industrial Electrical Maintenance

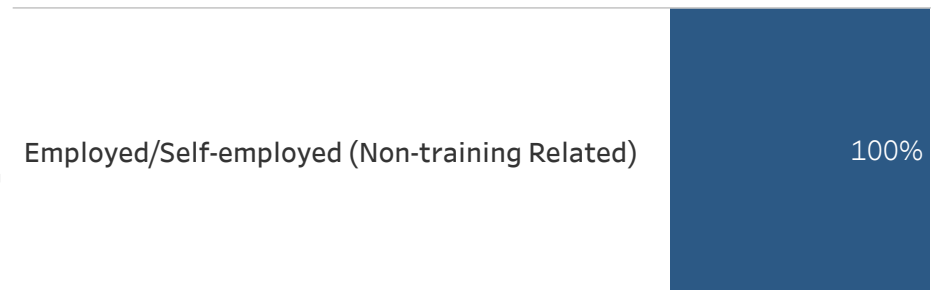
## Certificate

Students in this program acquire the knowledge and skills for electrical theory and practical applications. Graduates have learned how to maintain and troubleshoot control equipment used in manufacturing processes safely and effectively to improve productivity and performance.

### Satisfaction - 2016-17



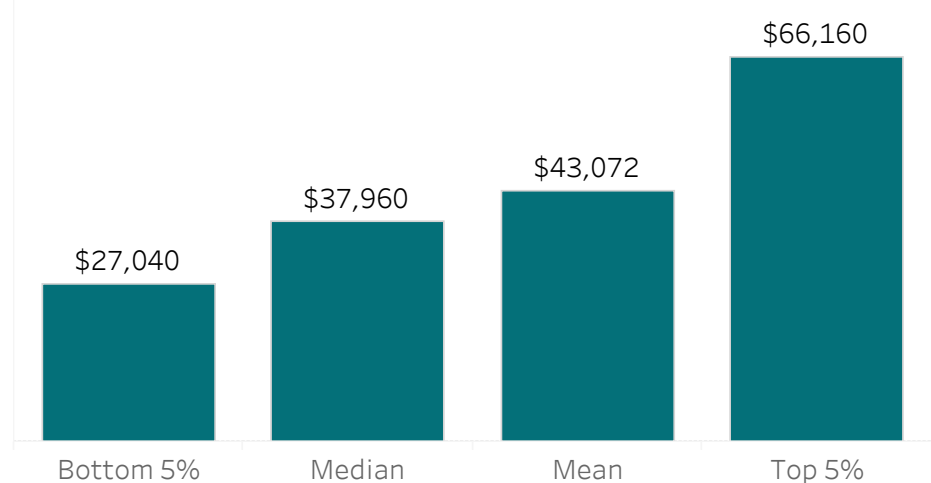
### Graduate Activity - 2016-17



### Three Year Comparison of Employed Respondents

	2014-15	2015-16	2016-17
Number of Graduates	9	7	6
Number of Respondents	3	5	5
Number of Employed Respondents	3	5	5
Percentage of Employed Respondents	100%	100%	100%
Number of Respondents Employed in Training Related Occupations	1	4	0
Percentage of Respondents Employed in Training Related Occupations	33%	80%	0%

### Salary - Last Three Years

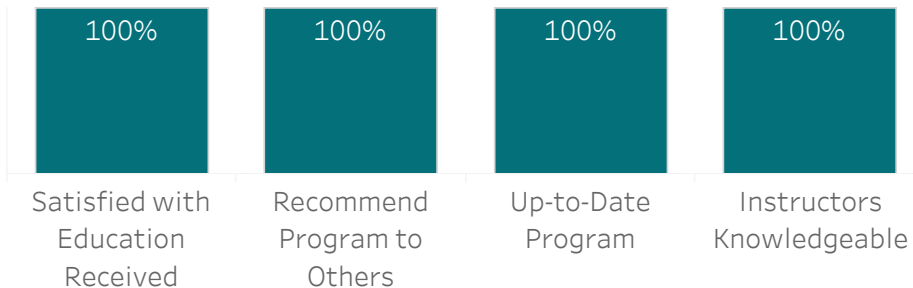


# Operations Management

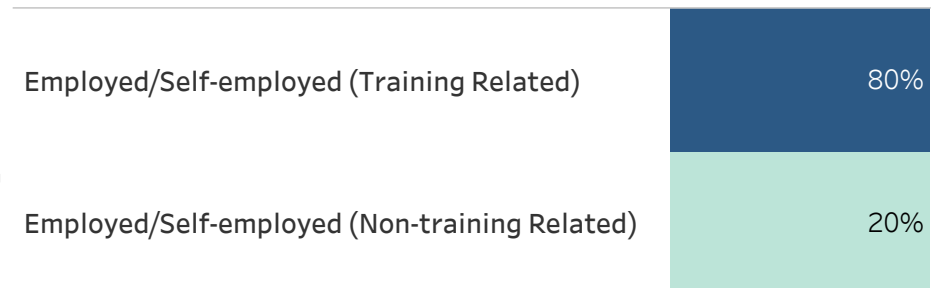
## Certificate

This program provides the knowledge and professional development required to pursue a career in materials, management, manufacturing/production and logistics. Students can enhance their understanding of operations management topics including: Purchasing, Accounting, Production supervision, Inventory management, and Traffic and storage functions. This program is offered by Red River College in partnership with APICS (Association for Operations Management).

## Satisfaction - 2016-17



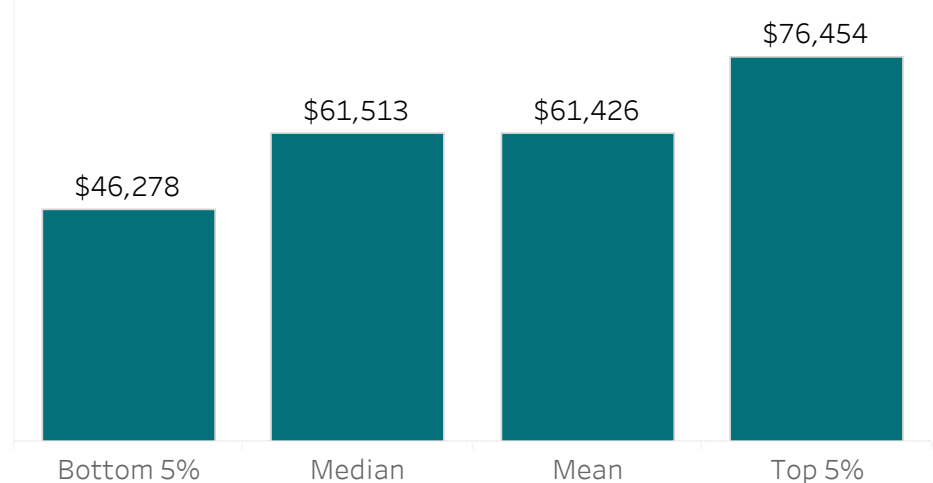
## Graduate Activity - 2016-17



## Three Year Comparison of Employed Respondents

	2015-16	2016-17
Number of Graduates	4	7
Number of Respondents	2	5
Number of Employed Respondents	2	5
Percentage of Employed Respondents	100%	100%
Number of Respondents Employed in Training Related Occupations	2	4
Percentage of Respondents Employed in Training Related Occupations	100%	80%

## Salary - Last Three Years

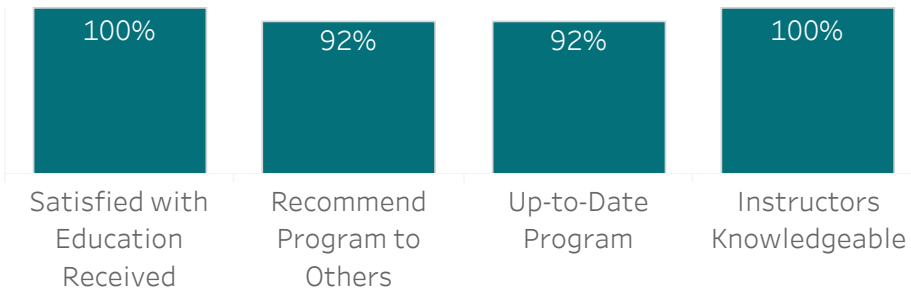


# Railway Conductor

## Certificate

This program provides the knowledge and skills needed to work in the railway industry as a member of a train crew, in either road or yard service. It has been designed and developed in cooperation with the railway industry under the guidance of representatives from railway companies in Canada. Note: This program is not taking applications at this time.

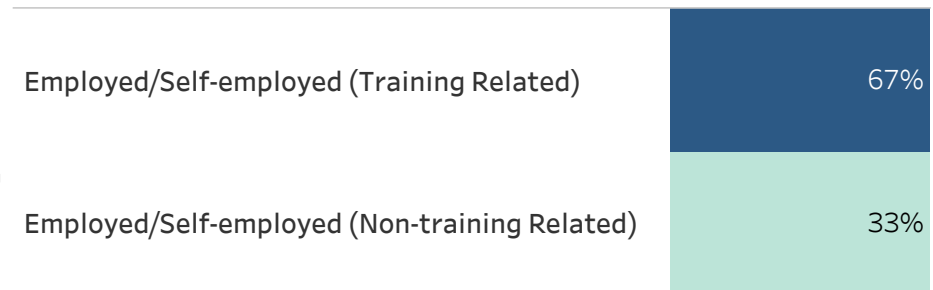
## Satisfaction - 2016-17



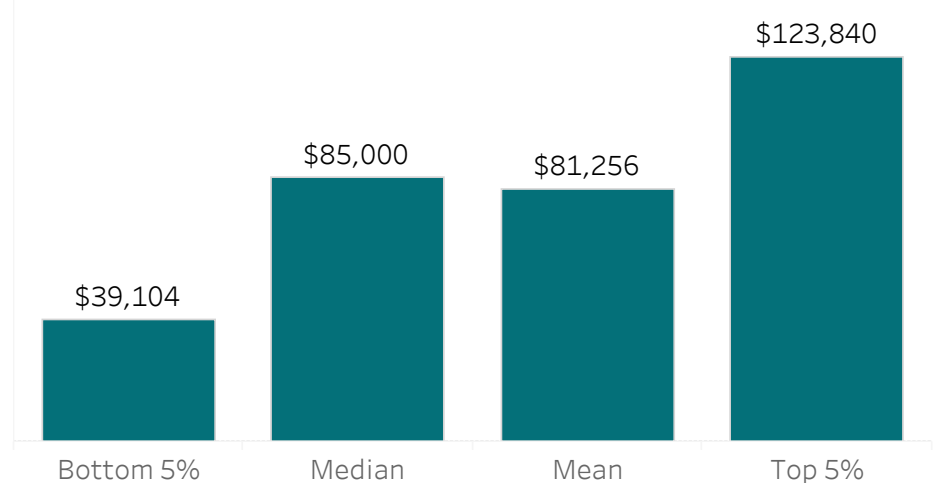
## Three Year Comparison of Employed Respondents

	2014-15	2015-16	2016-17
Number of Graduates	95	79	29
Number of Respondents	56	55	12
Number of Employed Respondents	32	46	12
Percentage of Employed Respondents	57%	84%	100%
Number of Respondents Employed in Training Related Occupations	9	16	8
Percentage of Respondents Employed in Training Related Occupations	16%	29%	67%

## Graduate Activity - 2016-17



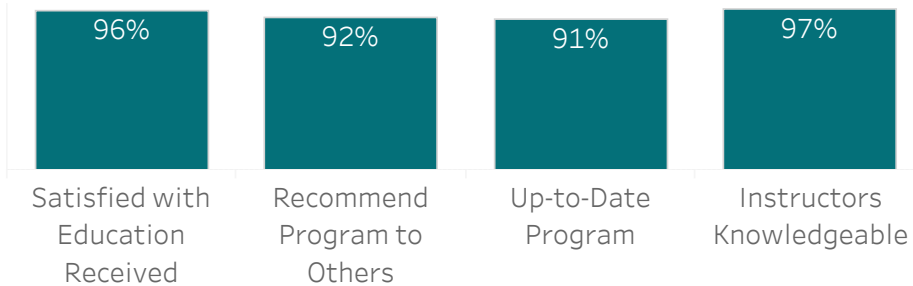
## Salary - Last Three Years



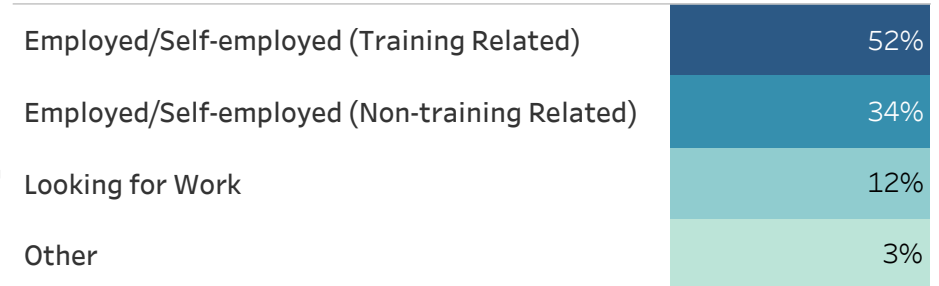
## All Programs in Information Technology (CE)

Graduates of programs in the Information Technology division have the knowledge and skills needed for working with computers or systems, often in the context of a business or other enterprise.

### Satisfaction - 2016-17



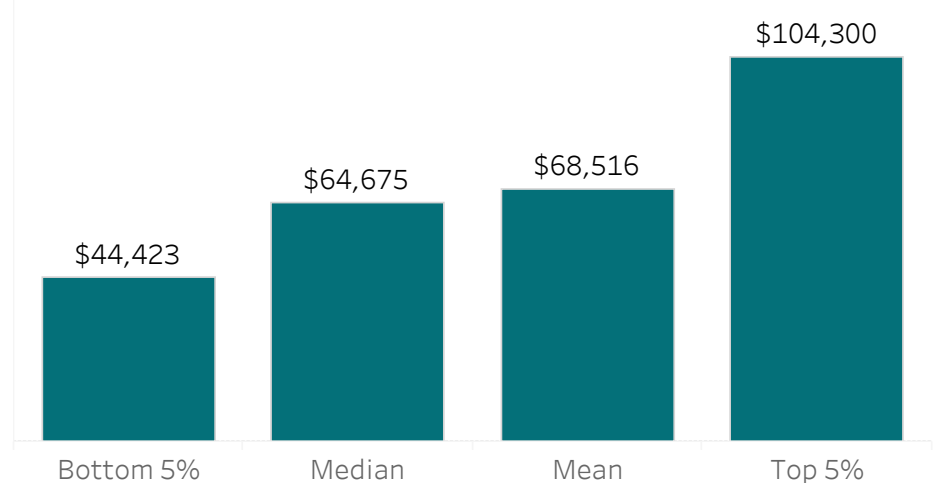
### Graduate Activity - 2016-17



### Three Year Comparison of Employed Respondents

	2014-15	2015-16	2016-17
Number of Graduates	117	113	148
Number of Respondents	77	76	77
Number of Employed Respondents	71	72	66
Percentage of Employed Respondents	92%	95%	86%
Number of Respondents Employed in Training Related Occupations	44	52	40
Percentage of Respondents Employed in Training Related Occupations	57%	68%	52%

### Salary - Last Three Years



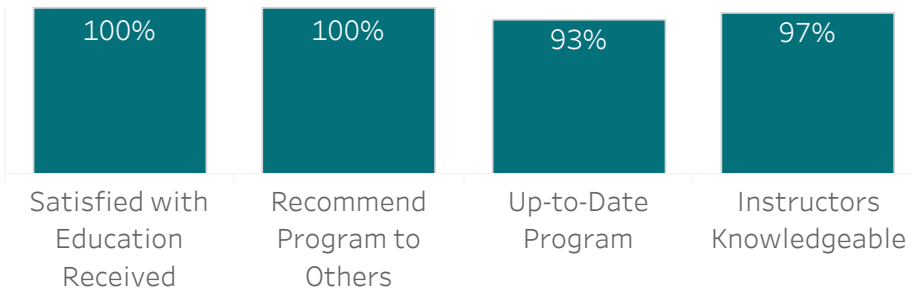
# Business Analyst

## Certificate

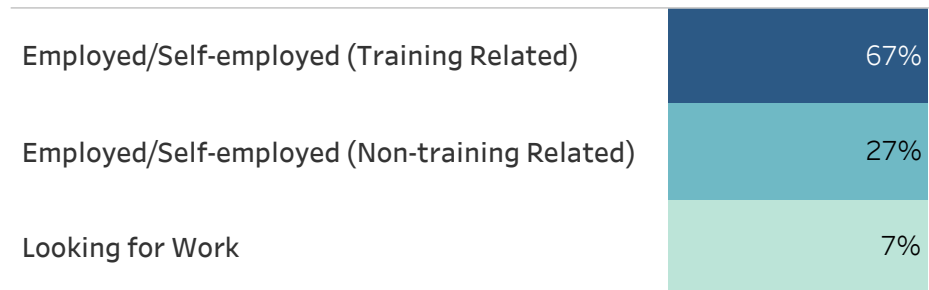
Students acquire the knowledge and skills to analyze and validate business requirements and to determine how to recommend real solutions to enterprise problems.

Graduates of the program have acquired a range of essential skills, including effective communication, analysis and design, research techniques, project management, training implementation, plus evaluation processes and techniques.

## Satisfaction - 2016-17



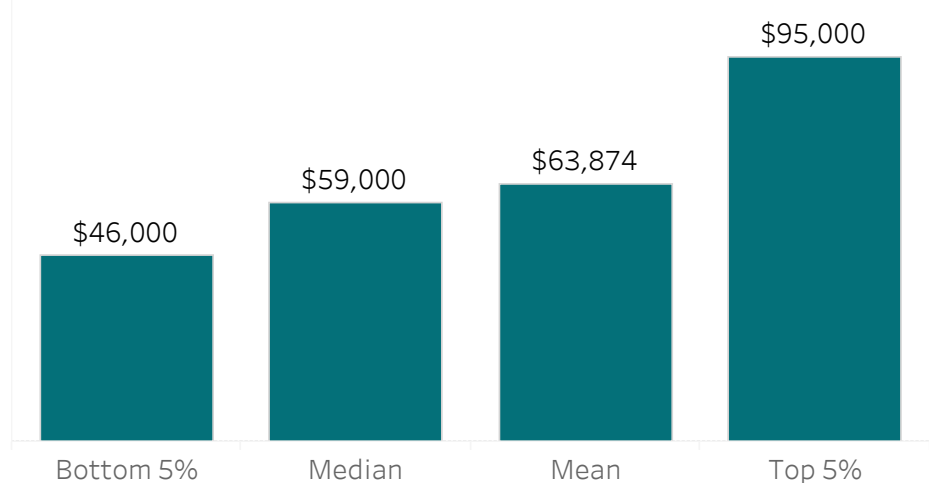
## Graduate Activity - 2016-17



## Three Year Comparison of Employed Respondents

	2014-15	2015-16	2016-17
Number of Graduates	24	32	46
Number of Respondents	14	23	30
Number of Employed Respondents	13	22	28
Percentage of Employed Respondents	93%	96%	93%
Number of Respondents Employed in Training Related Occupations	8	17	20
Percentage of Respondents Employed in Training Related Occupations	57%	74%	67%

## Salary - Last Three Years



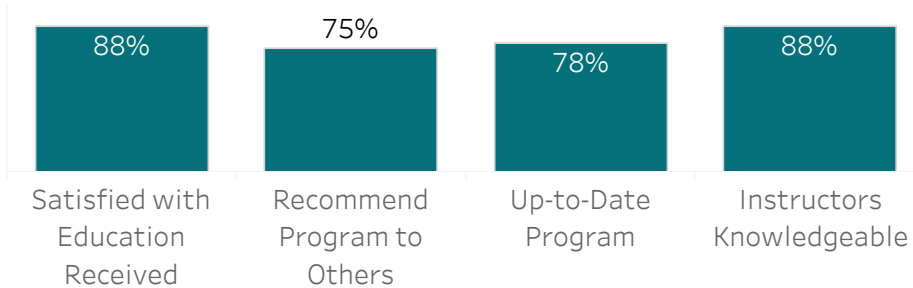
# Professional Photography

## Certificate

Students gain the knowledge and skills required to develop technical and creative aspects of digital imaging manipulation, lighting, SLR operation, exposure, composition, printing, editing, retouching and processing, as well as foundational business skills.

No salary data to display: too small a sample where  $n < 5$  responses with salary data.

## Satisfaction - 2016-17



## Graduate Activity - 2016-17

Employed/Self-employed (Training Related)	22%
Employed/Self-employed (Non-training Related)	56%
Looking for Work	11%
Other	11%

## Three Year Comparison of Employed Respondents

	2014-15	2015-16	2016-17
Number of Graduates	16	10	18
Number of Respondents	7	7	9
Number of Employed Respondents	5	6	7
Percentage of Employed Respondents	71%	86%	78%
Number of Respondents Employed in Training Related Occupations	3	2	2
Percentage of Respondents Employed in Training Related Occupations	43%	29%	22%

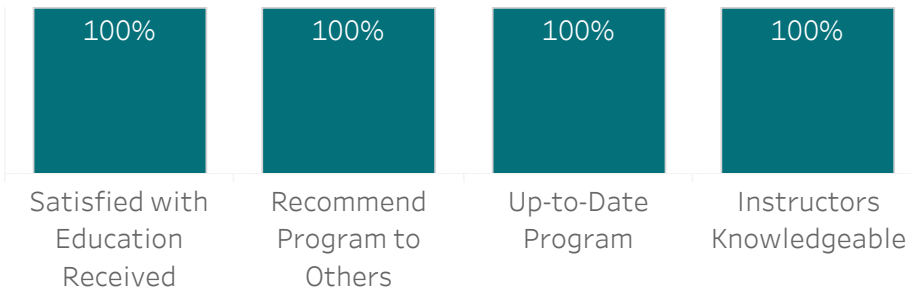
## Salary - Last Three Years

# Project Management

## Certificate

Students develop the critical project management skills needed to effectively manage programs or projects in a variety of complex environments. Information regarding Project Management Institute (PMI®) and the requirements for a professional certification (PMP®) are covered through the program.

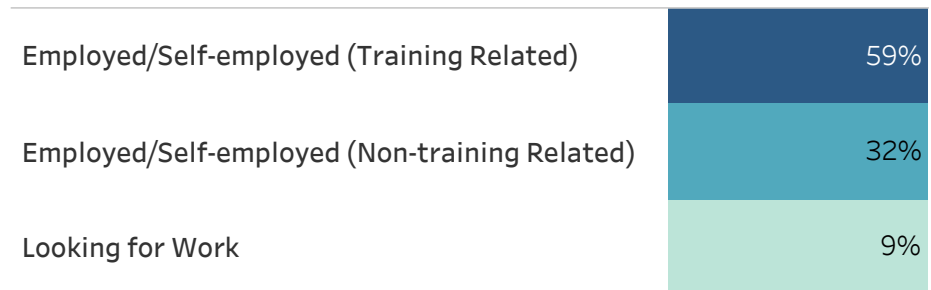
### Satisfaction - 2016-17



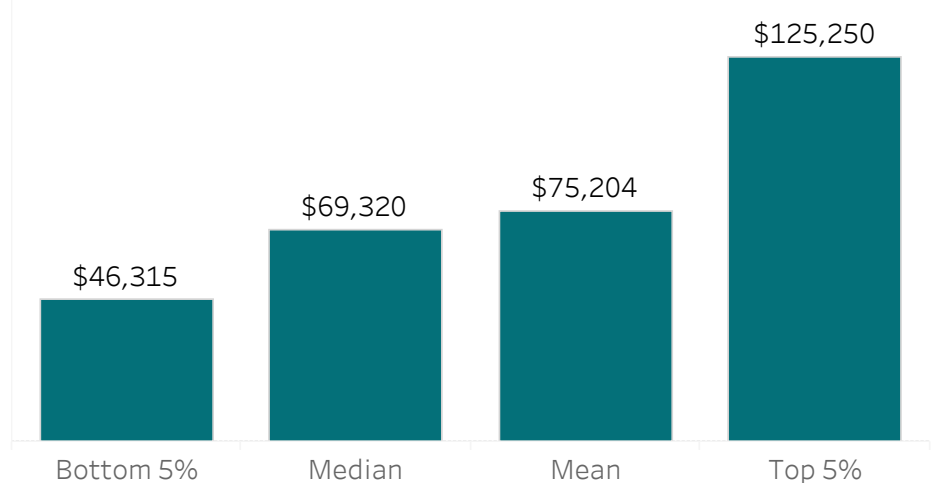
### Three Year Comparison of Employed Respondents

	2014-15	2015-16	2016-17
Number of Graduates	49	49	44
Number of Respondents	38	31	22
Number of Employed Respondents	38	29	20
Percentage of Employed Respondents	100%	94%	91%
Number of Respondents Employed in Training Related Occupations	22	25	13
Percentage of Respondents Employed in Training Related Occupations	58%	81%	59%

### Graduate Activity - 2016-17



### Salary - Last Three Years

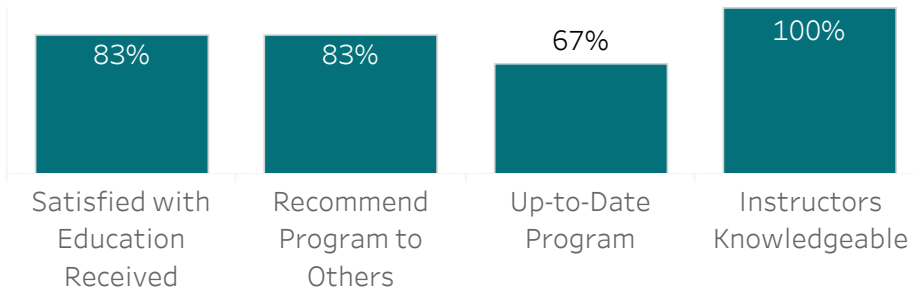


# Software Development

## Certificate

Continuing Education Certificate Program. The program uses in-depth training focused on object-oriented analysis and programming to help students improve their abilities. Students study essential programming concepts, plus a choice of the Visual Basic.NET or Java languages.

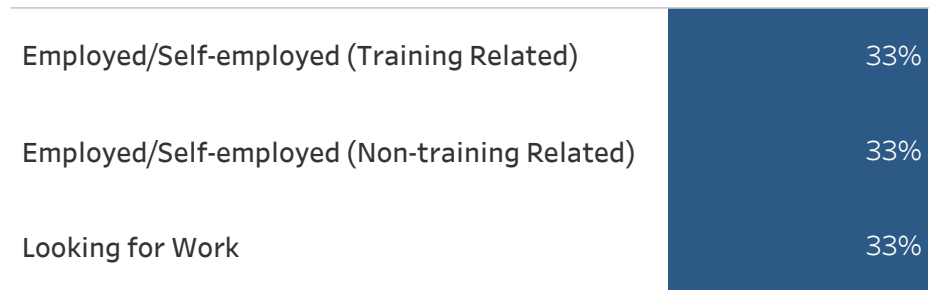
### Satisfaction - 2016-17



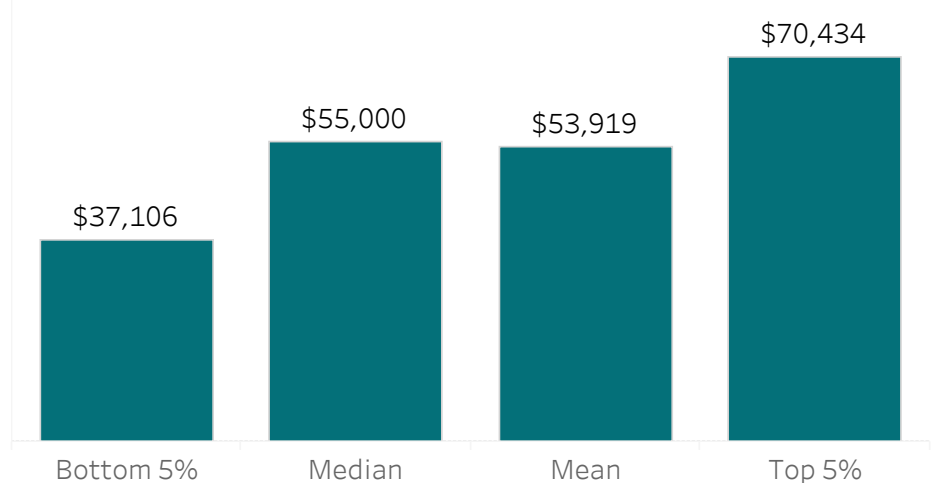
### Three Year Comparison of Employed Respondents

	2014-15	2015-16	2016-17
Number of Graduates	6	7	11
Number of Respondents	5	7	6
Number of Employed Respondents	4	7	4
Percentage of Employed Respondents	80%	100%	67%
Number of Respondents Employed in Training Related Occupations	3	5	2
Percentage of Respondents Employed in Training Related Occupations	60%	71%	33%

### Graduate Activity - 2016-17



### Salary - Last Three Years





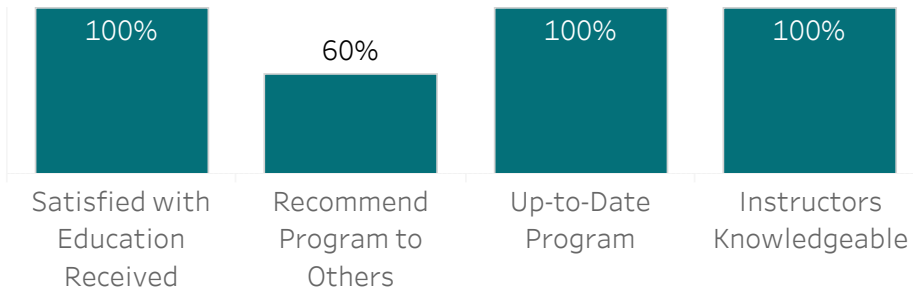
# Technology Management - Certificate

## Certificate

Continuing Education Certificate Program. The purpose of this certificate program is to provide students with the knowledge, skills, and abilities required to supervise and manage people and projects in a technical field. Students will learn by studying project management, marketing, managerial communications, business policies, human organizational behavior, finance and economics. Technology Management is targeted to students with technical diplomas and degrees.

No salary data to display: too small a sample where n<5 responses with salary data.

## Satisfaction - 2016-17



## Graduate Activity - 2016-17

Employed/Self-employed (Training Related)	33%
Employed/Self-employed (Non-training Related)	33%
Looking for Work	17%
Other	17%

## Three Year Comparison of Employed Respondents

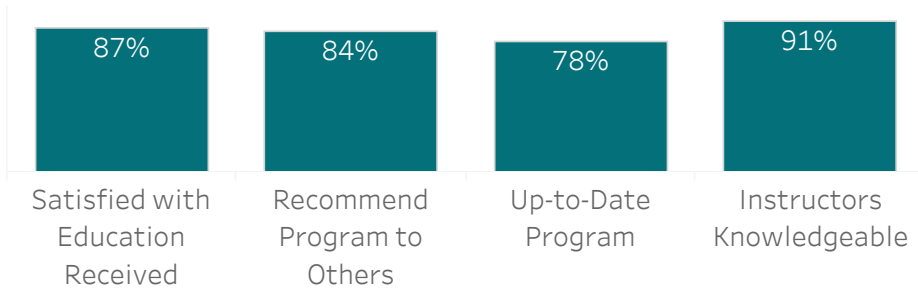
	2014-15	2015-16	2016-17
Number of Graduates	3	7	12
Number of Respondents	1	2	6
Number of Employed Respondents	1	2	4
Percentage of Employed Respondents	100%	100%	67%
Number of Respondents Employed in Training Related Occupations	1	1	2
Percentage of Respondents Employed in Training Related Occupations	100%	50%	33%

## Salary - Last Three Years

## All Programs in Education, Arts & Science

The Education, Arts & Science School includes the Teacher Education division and the Language Training Centre (not reported here). The Teacher Education division has the provincial mandate to prepare public school teachers in the areas of Industrial, Vocational, and Business Education and to prepare College instructors through the Certificate in Adult Education (CAE). The Language Training Centre has innovative and accessible programs for international students and newcomers to Canada.

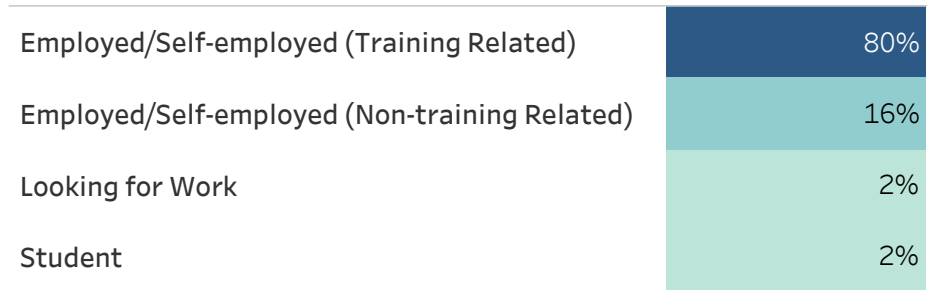
Satisfaction - 2016-17



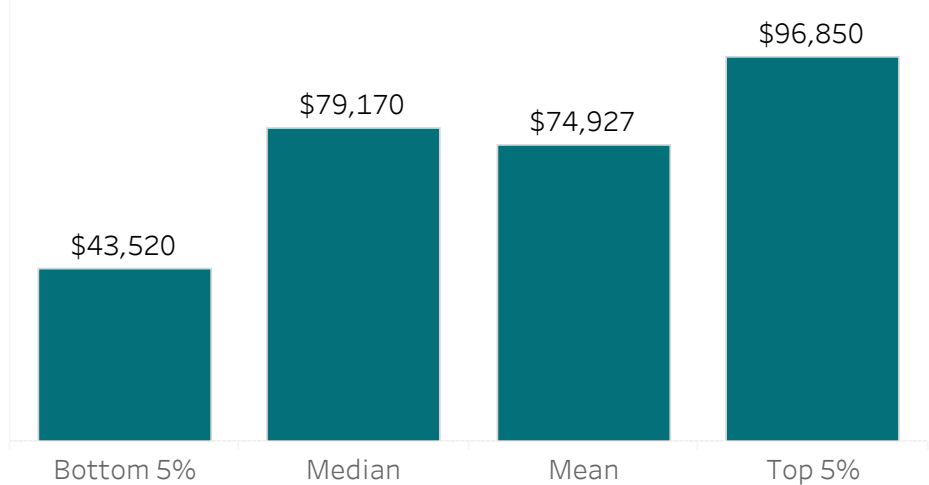
Three Year Comparison of Employed Respondents

	2014-15	2015-16	2016-17
Number of Graduates	94	85	96
Number of Respondents	67	57	50
Number of Employed Respondents	59	48	48
Percentage of Employed Respondents	88%	84%	96%
Number of Respondents Employed in Training Related Occupations	56	42	40
Percentage of Respondents Employed in Training Related Occupations	84%	74%	80%

Graduate Activity - 2016-17



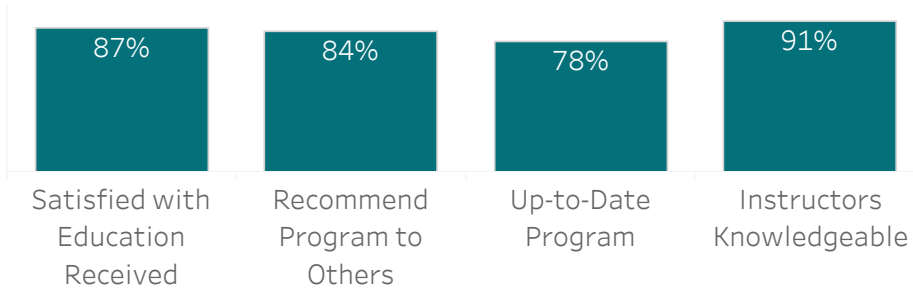
Salary - Last Three Years



## All Programs in Teacher Education

This division prepares students to teach in fields such as business, technology, and technical and vocational trades.

### Satisfaction - 2016-17



### Three Year Comparison of Employed Respondents

	2014-15	2015-16	2016-17
Number of Graduates	94	85	96
Number of Respondents	67	57	50
Number of Employed Respondents	59	48	48
Percentage of Employed Respondents	88%	84%	96%
Number of Respondents Employed in Training Related Occupations	56	42	40
Percentage of Respondents Employed in Training Related Occupations	84%	74%	80%

### Graduate Activity - 2016-17

Employed/Self-employed (Training Related)	80%
Employed/Self-employed (Non-training Related)	16%
Looking for Work	2%
Student	2%

### Salary - Last Three Years

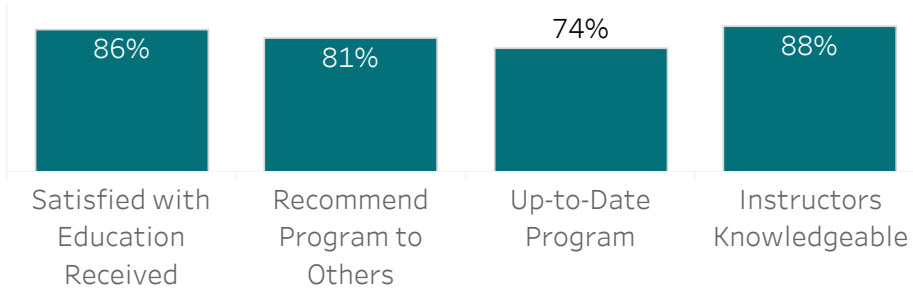


# Certificate in Adult Education

## Certificate

The Certificate in Adult Education (CAE) program is designed to develop skills for teaching adults in an applied or technical-vocational college setting. A successful college education depends on the competence of the institution's faculty, subject area expertise, as well as knowledge and skills related to teaching and learning. Both skill sets enhance the effectiveness of college and adult educators as well as adult technical-vocational education.

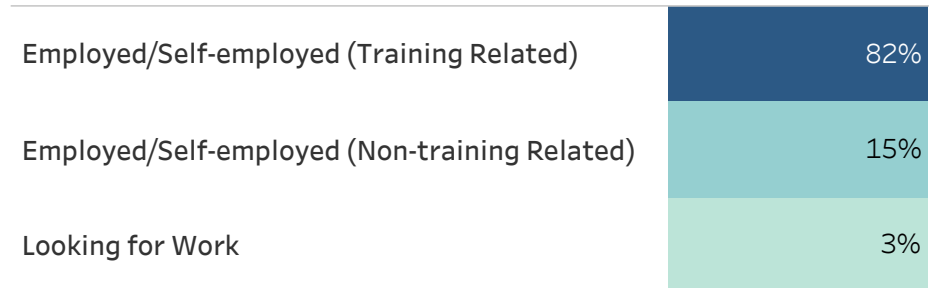
## Satisfaction - 2016-17



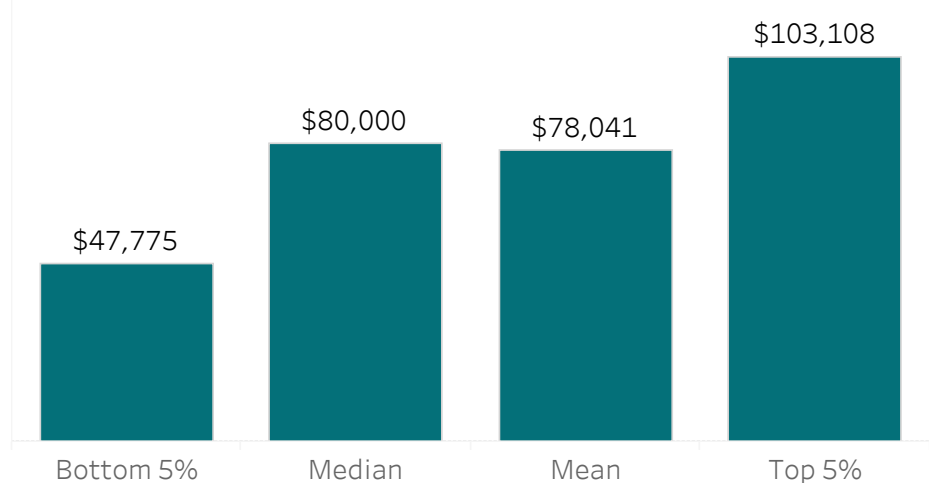
## Three Year Comparison of Employed Respondents

	2014-15	2015-16	2016-17
Number of Graduates	61	50	76
Number of Respondents	43	34	39
Number of Employed Respondents	41	32	38
Percentage of Employed Respondents	95%	94%	97%
Number of Respondents Employed in Training Related Occupations	39	29	32
Percentage of Respondents Employed in Training Related Occupations	91%	85%	82%

## Graduate Activity - 2016-17



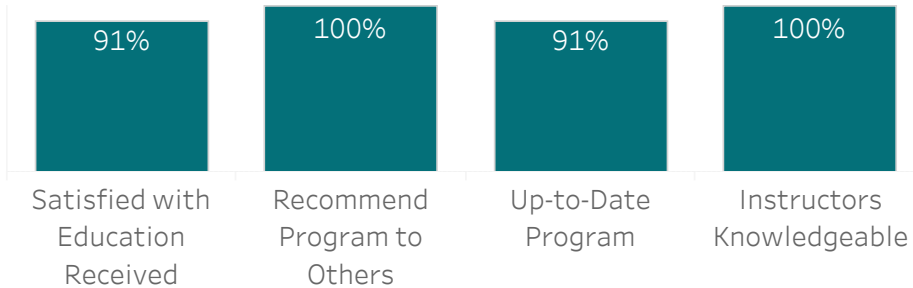
## Salary - Last Three Years



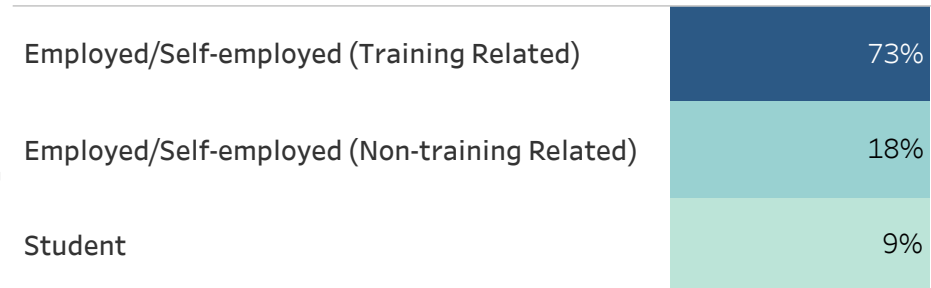
# Technical Vocational Teacher Education

This program provides students with the knowledge and skills required for Technical Vocational Teacher certification by Manitoba Education.

Satisfaction - 2016-17



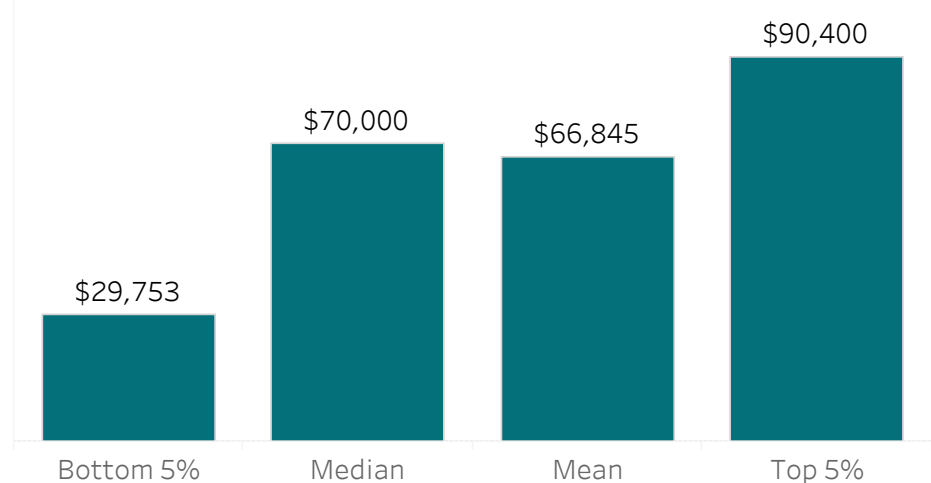
Graduate Activity - 2016-17



Three Year Comparison of Employed Respondents

	2014-15	2015-16	2016-17
Number of Graduates	15	20	20
Number of Respondents	14	12	11
Number of Employed Respondents	13	10	10
Percentage of Employed Respondents	93%	83%	91%
Number of Respondents Employed in Training Related Occupations	12	8	8
Percentage of Respondents Employed in Training Related Occupations	86%	67%	73%

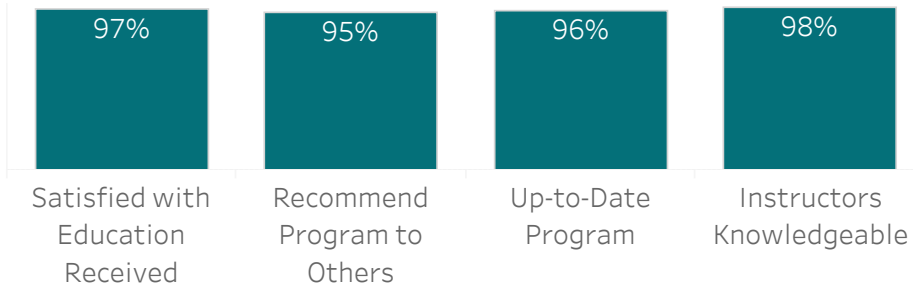
Salary - Last Three Years



# All Programs in Health Sciences & Community Services

Health Sciences & Community Services consists of four departments: Allied Health Sciences; Community Services; Life Sciences; and Nursing. These departments offer baccalaureate degree, post-graduate diploma, diploma and certificate programs. As well, the School is involved in a number of communitybased projects and health education partnerships with external agencies.

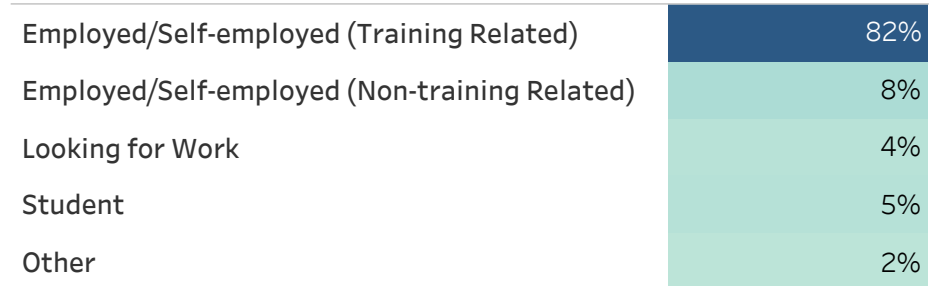
## Satisfaction - 2016-17



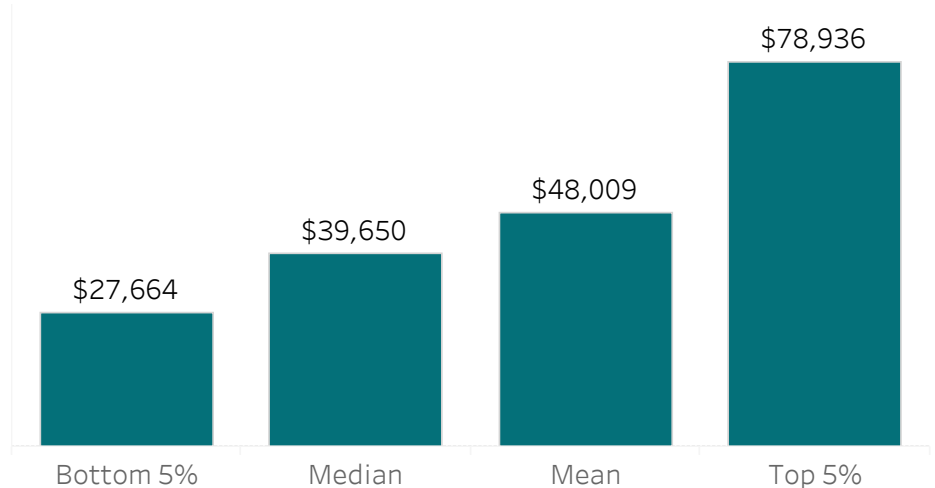
## Three Year Comparison of Employed Respondents

	2014-15	2015-16	2016-17
Number of Graduates	571	653	641
Number of Respondents	357	449	331
Number of Employed Respondents	308	397	295
Percentage of Employed Respondents	86%	88%	89%
Number of Respondents Employed in Training Related Occupations	284	367	270
Percentage of Respondents Employed in Training Related Occupations	80%	82%	82%

## Graduate Activity - 2016-17



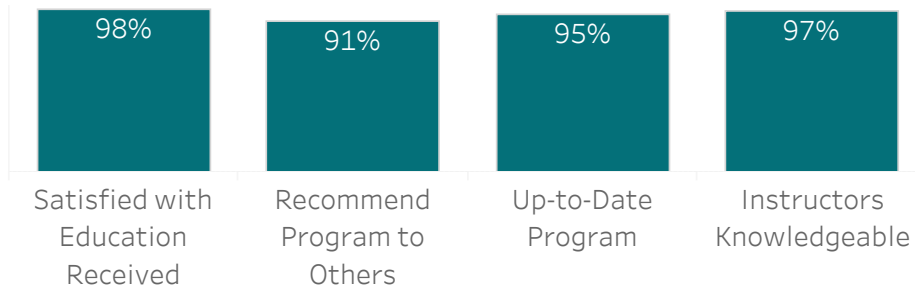
## Salary - Last Three Years



## All Programs in Allied Health Sciences

Allied Health Sciences division includes programs in the health disciplines of diagnostic sonography, radiography, medical laboratory science, and paramedicine.

### Satisfaction - 2016-17



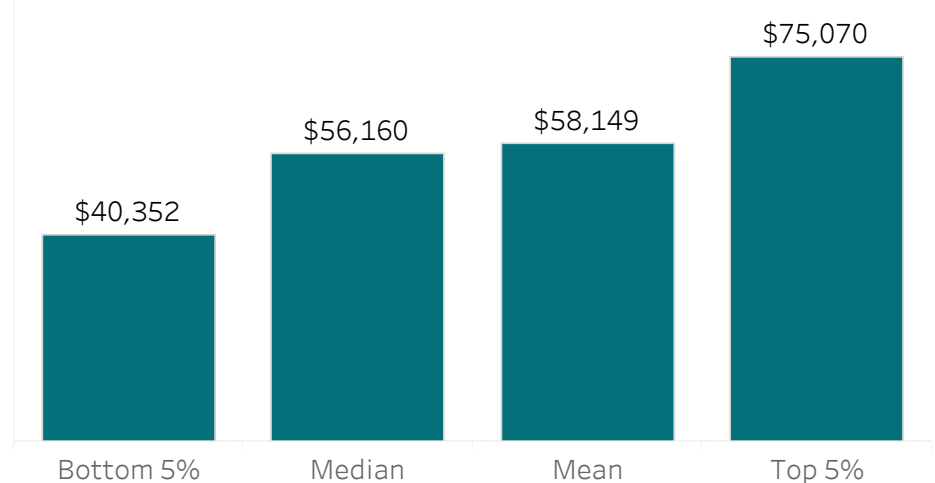
### Three Year Comparison of Employed Respondents

	2014-15	2015-16	2016-17
Number of Graduates	111	127	113
Number of Respondents	73	82	67
Number of Employed Respondents	63	74	64
Percentage of Employed Respondents	86%	90%	96%
Number of Respondents Employed in Training Related Occupations	61	70	62
Percentage of Respondents Employed in Training Related Occupations	84%	85%	93%

### Graduate Activity - 2016-17

Employed/Self-employed (Training Related)	93%
Employed/Self-employed (Non-training Related)	3%
Looking for Work	3%
Student	1%

### Salary - Last Three Years

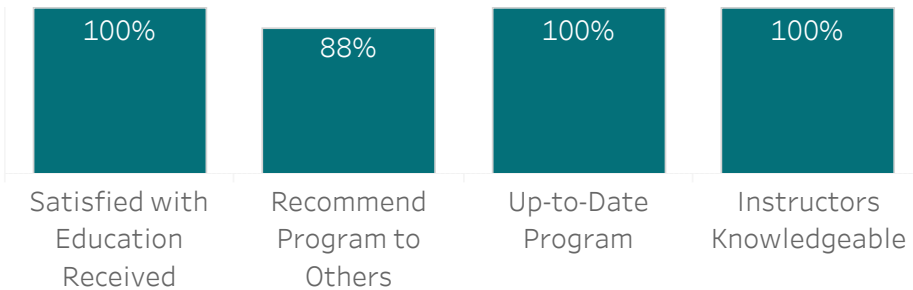


# Diagnostic Medical Sonography-Ultrasound


## Diploma

This program prepares students, through theoretical and clinical training, to conduct Ultrasound examinations, focusing on areas such as obstetrics and gynecology, abdomen and superficial structures, and vascular sonographic studies. This content is cross-referenced to the national competency profile set up by Sonography Canada. Ultrasound is practiced in major urban and rural hospitals. Some graduates are working in related teaching, management, and research positions. Others are employed as application specialists, technical advisors, or representatives for diagnostic imaging equipment and supply manufacturers.

Satisfaction - 2016-17



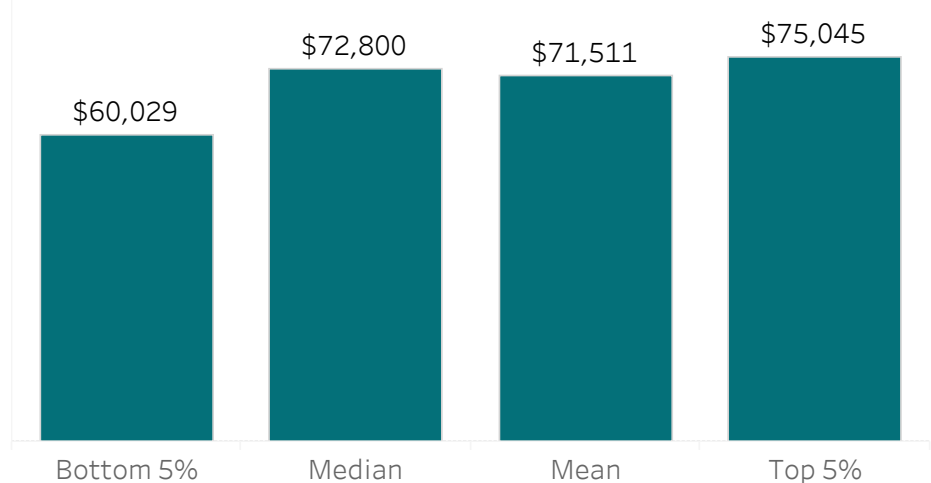
Graduate Activity - 2016-17



Three Year Comparison of Employed Respondents

	2015-16	2016-17
Number of Graduates	22	9
Number of Respondents	14	8
Number of Employed Respondents	14	8
Percentage of Employed Respondents	100%	100%
Number of Respondents Employed in Training Related Occupations	14	8
Percentage of Respondents Employed in Training Related Occupations	100%	100%

Salary - Last Three Years



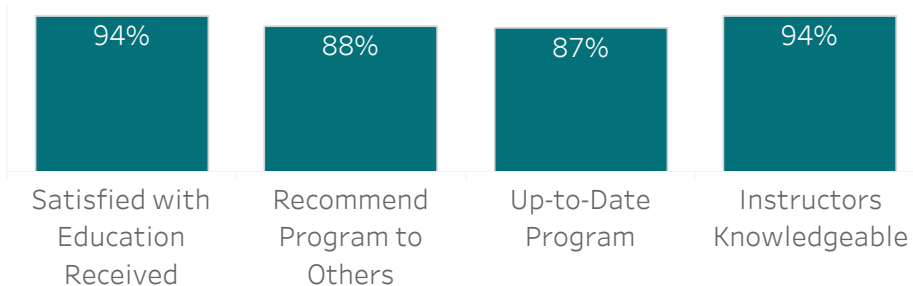


# Medical Laboratory Sciences

## Diploma

This program is designed to provide the academic knowledge and supervised practical experience for collecting, preparing, and analyzing blood, body fluids, and tissue samples, and interpreting results. Students learn how to obtain accurate and precise patient results with the use of sophisticated laboratory equipment. Graduates may find employment at hospital laboratories (Diagnostic Services of Manitoba), Canadian Blood Services, private laboratories, Laboratory Centre for Disease Control, pharmaceutical laboratories, industrial or commercial laboratories. Graduates are required both in urban and rural settings.


## Satisfaction - 2016-17



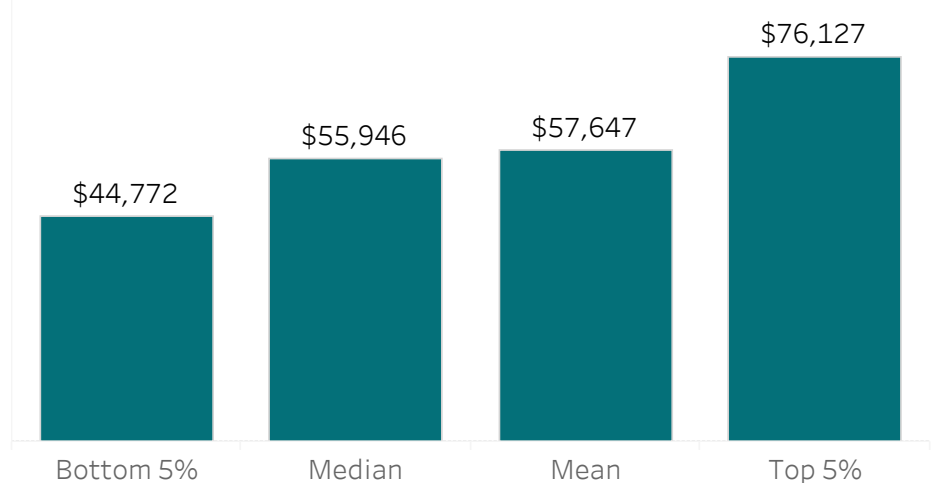
## Three Year Comparison of Employed Respondents

	2014-15	2015-16	2016-17
Number of Graduates	33	31	30
Number of Respondents	18	22	16
Number of Employed Respondents	17	21	15
Percentage of Employed Respondents	94%	95%	94%
Number of Respondents Employed in Training Related Occupations	16	21	15
Percentage of Respondents Employed in Training Related Occupations	89%	95%	94%

## Graduate Activity - 2016-17



## Salary - Last Three Years

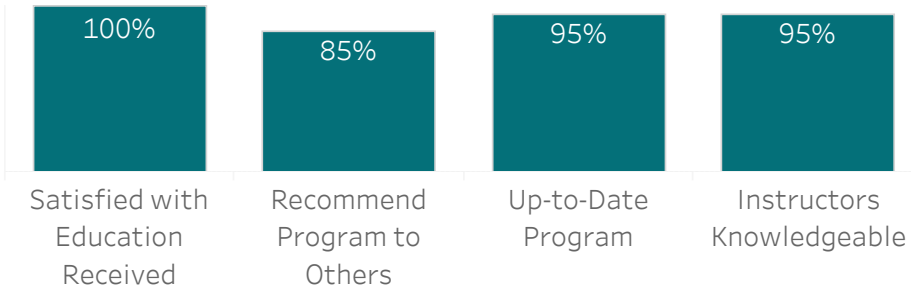


# Medical Radiologic Technology

## Diploma

Students learn the skills needed to perform diagnostic/ interventional imaging procedures using ionizing radiation and diagnostic imaging equipment. This profession involves a variety of procedures and specialties including: General Radiography, i.e., x-rays of the chest, bones, joints, gastrointestinal studies, and spine; Mammography to detect breast cancer in its earliest stages; Angiography to examine the heart, blood vessels, and blood flow; Fluoroscopy, i.e., real-time images that show movement; and CT scans, i.e., detailed cross-sectional images of the body. Most graduates are employed in hospitals and medical clinics. Some are working in related teaching and research, while others are employed as technical advisors, or representatives for x-ray equipment and supply manufacturers.


## Satisfaction - 2016-17



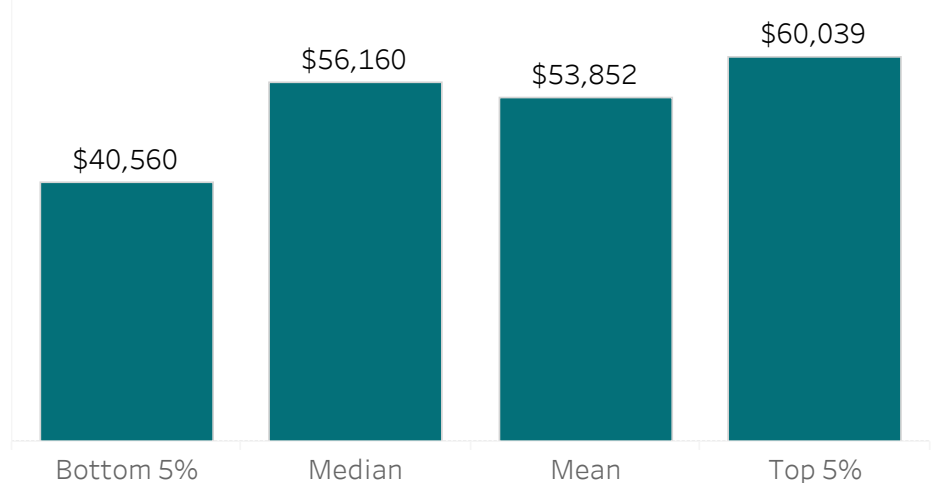
## Three Year Comparison of Employed Respondents

	2014-15	2015-16	2016-17
Number of Graduates	36	31	27
Number of Respondents	30	19	21
Number of Employed Respondents	22	14	20
Percentage of Employed Respondents	73%	74%	95%
Number of Respondents Employed in Training Related Occupations	21	13	20
Percentage of Respondents Employed in Training Related Occupations	70%	68%	95%

## Graduate Activity - 2016-17



## Salary - Last Three Years

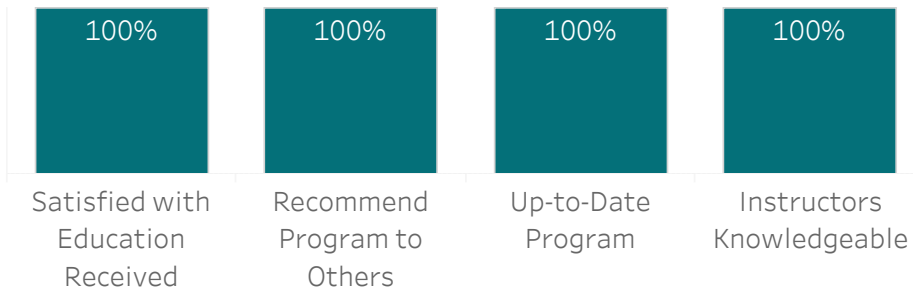


# Paramedicine - Primary Care Paramedicine

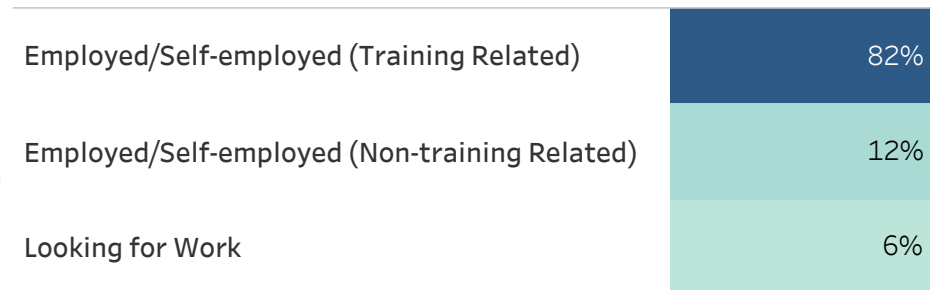
## Certificate

This program provides students with the academic and clinical experience to work in the field of emergency medical services. The Paramedicine – Primary Care Paramedic program is accredited by the Canadian Medical Association. The program is based on the national occupational competency profile for Paramedicine - Primary Care Paramedic, and supports employment opportunities in rural and northern Manitoba. Graduates are eligible to challenge the provincial licensing exams for Technician-Paramedic (Tech-P), which allows them to seek licensing anywhere in Canada.

## Satisfaction - 2016-17



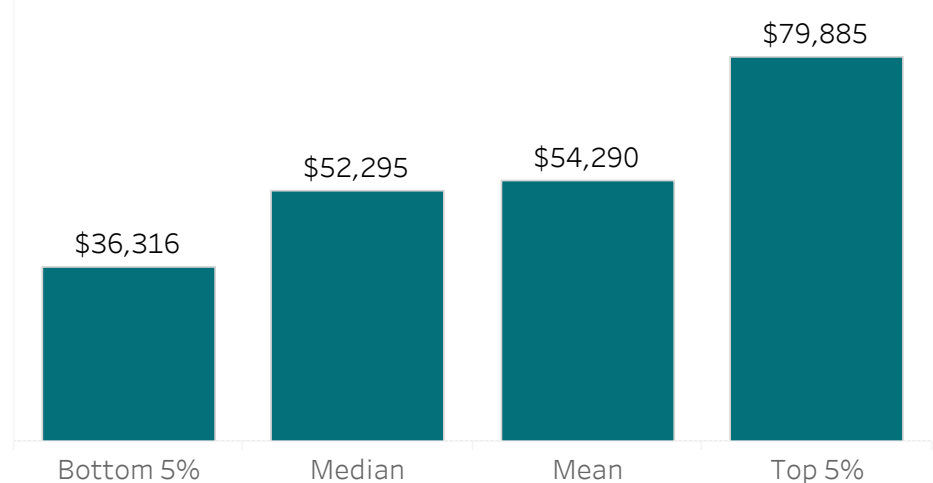
## Graduate Activity - 2016-17



## Three Year Comparison of Employed Respondents

	2014-15	2015-16	2016-17
Number of Graduates	33	32	34
Number of Respondents	17	18	17
Number of Employed Respondents	16	16	16
Percentage of Employed Respondents	94%	89%	94%
Number of Respondents Employed in Training Related Occupations	16	14	14
Percentage of Respondents Employed in Training Related Occupations	94%	78%	82%

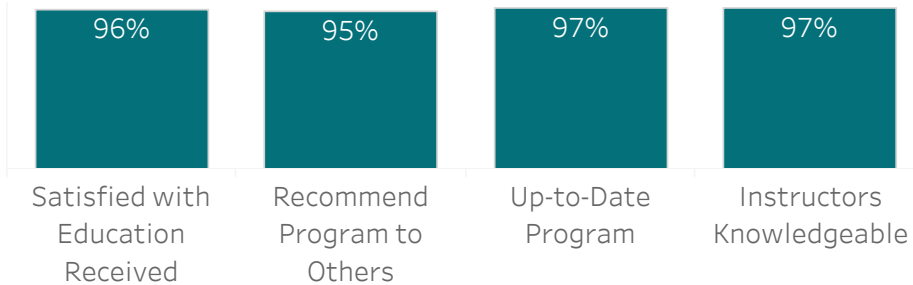
## Salary - Last Three Years



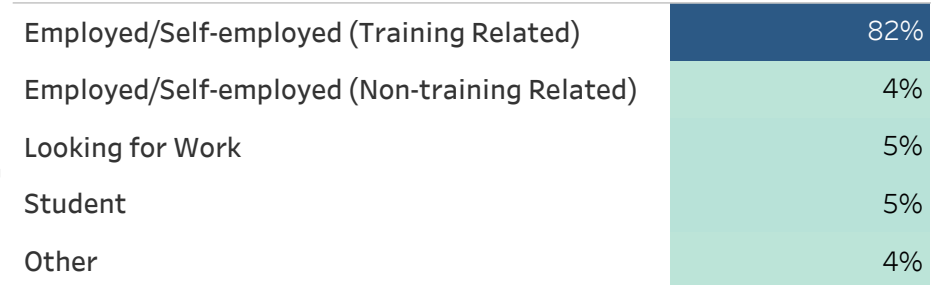
## All Programs in Community Services

Programs in this division provide students with the skills and knowledge needed for working in Community Services-related professions.

### Satisfaction - 2016-17



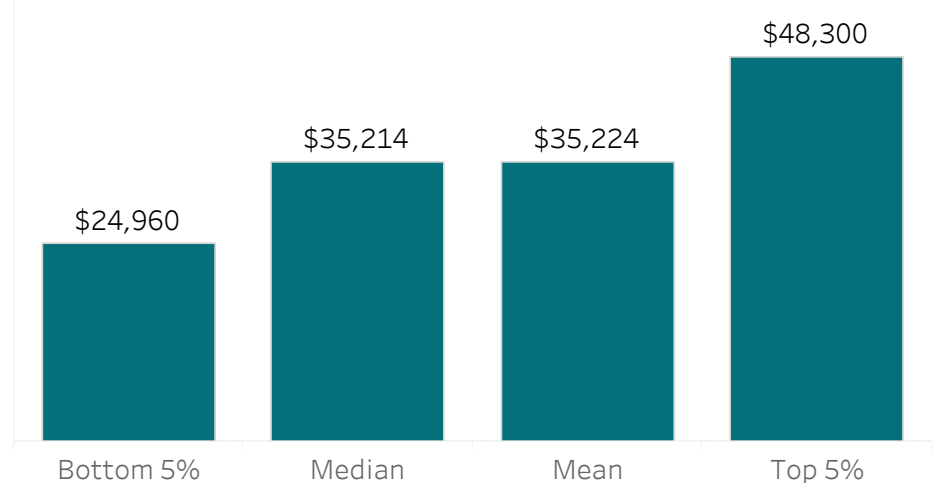
### Graduate Activity - 2016-17



### Three Year Comparison of Employed Respondents

	2014-15	2015-16	2016-17
Number of Graduates	132	163	143
Number of Respondents	74	112	79
Number of Employed Respondents	62	105	68
Percentage of Employed Respondents	84%	94%	86%
Number of Respondents Employed in Training Related Occupations	61	100	65
Percentage of Respondents Employed in Training Related Occupations	82%	89%	82%

### Salary - Last Three Years

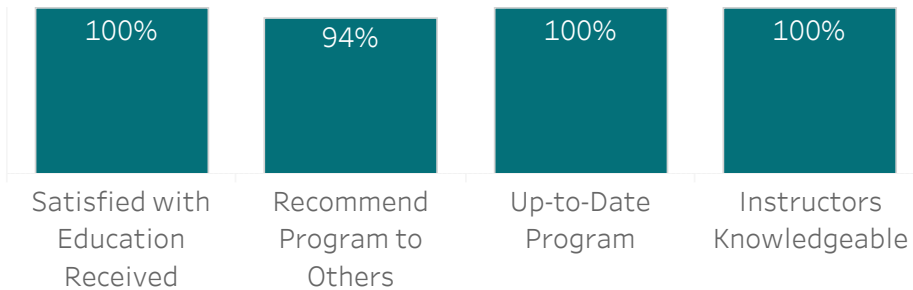


## Child and Youth Care

### Diploma

This program provides the skills and knowledge needed to work with children and youth experiencing behavioural and emotional difficulties. Students learn how to intervene and assess situations and formulate strategies to help children, youth, and their families identify and resolve concerns and enhance their quality of life. Graduates may find work in treatment homes, school or community-based programs, family support programs, mental health centres, or young offender programs.

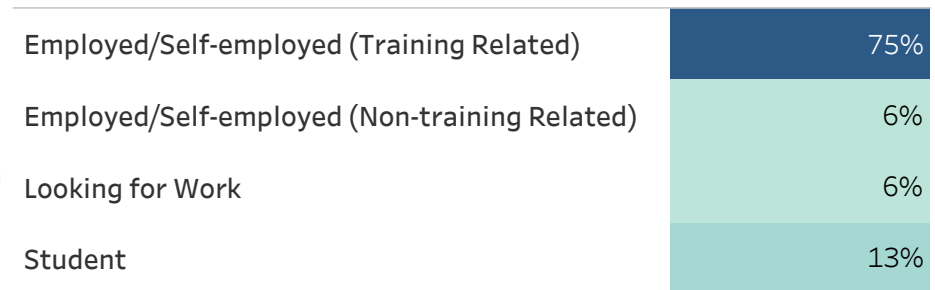
### Satisfaction - 2016-17



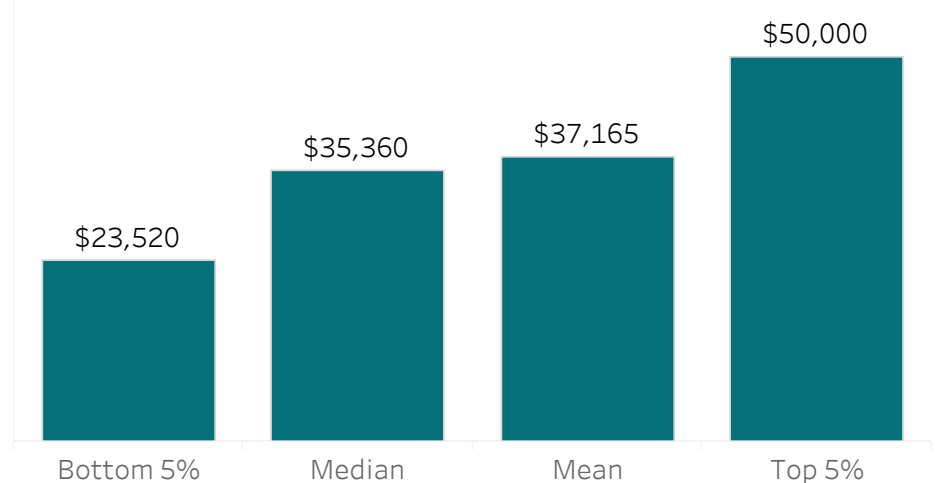
### Three Year Comparison of Employed Respondents

	2014-15	2015-16	2016-17
Number of Graduates	23	28	23
Number of Respondents	14	16	16
Number of Employed Respondents	9	13	13
Percentage of Employed Respondents	64%	81%	81%
Number of Respondents Employed in Training Related Occupations	8	13	12
Percentage of Respondents Employed in Training Related Occupations	57%	81%	75%

### Graduate Activity - 2016-17



### Salary - Last Three Years

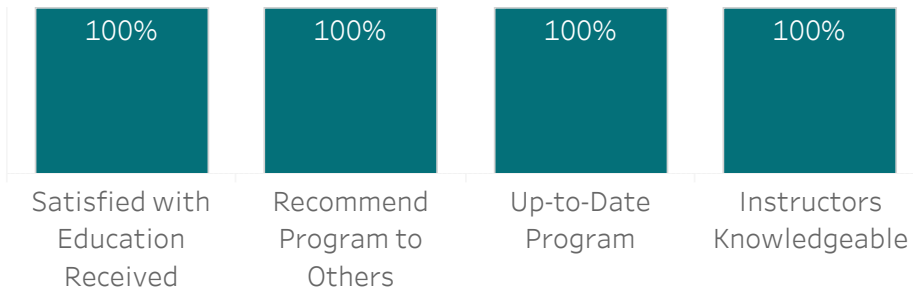


# Disability and Community Support

## Diploma

This program provides the knowledge, skills and values required to support and enhance the development of children and adults with disabilities, in a variety of community settings. Students learn how to assist individuals with disabilities to plan and achieve their personal goals and maintain their health and well-being. Graduates may find employment in educational, residential, developmental, employment or vocational services, or community and government services.


### Satisfaction - 2016-17



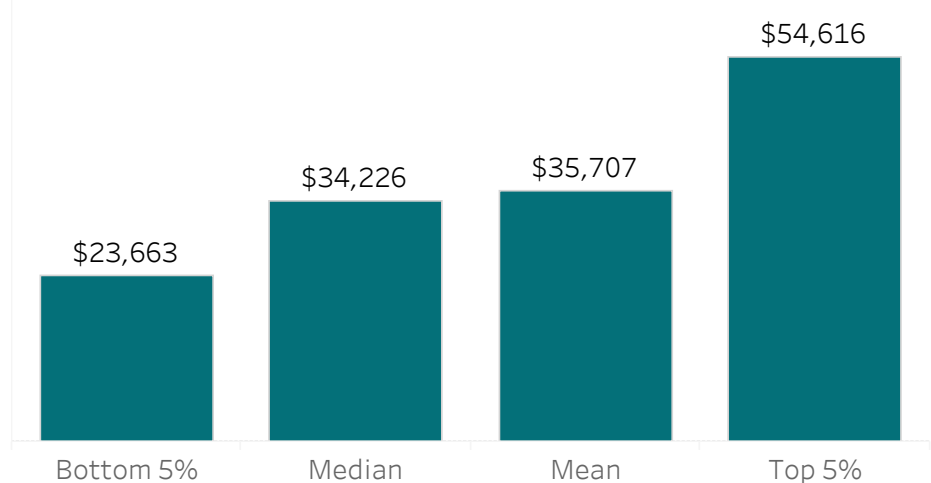
### Three Year Comparison of Employed Respondents

	2014-15	2015-16	2016-17
Number of Graduates	11	24	16
Number of Respondents	7	18	9
Number of Employed Respondents	6	16	7
Percentage of Employed Respondents	86%	89%	78%
Number of Respondents Employed in Training Related Occupations	6	16	7
Percentage of Respondents Employed in Training Related Occupations	86%	89%	78%

### Graduate Activity - 2016-17



### Salary - Last Three Years

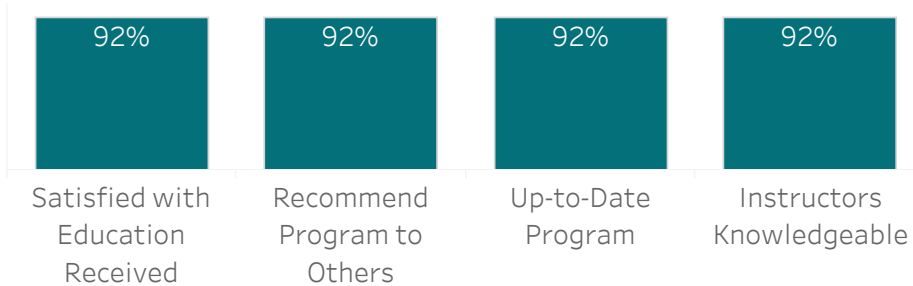


# Early Childhood Education

## Diploma

This program provides students with the knowledge and skills required to offer quality early childcare in the community. Graduates competently plan appropriate learning experiences that stimulate the intellectual, physical, emotional and social development of young children. Graduates have found positions in daycare centres, nursery schools, infant care centres, family resource centres, and school-age programs. With experience and continuing education, some graduates may progress to positions of directors of children's centres.

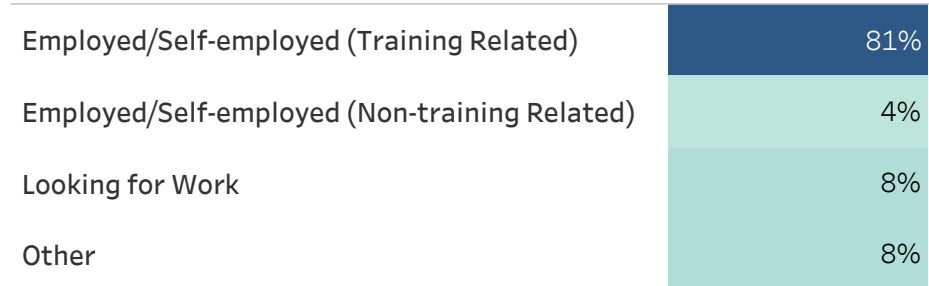
## Satisfaction - 2016-17



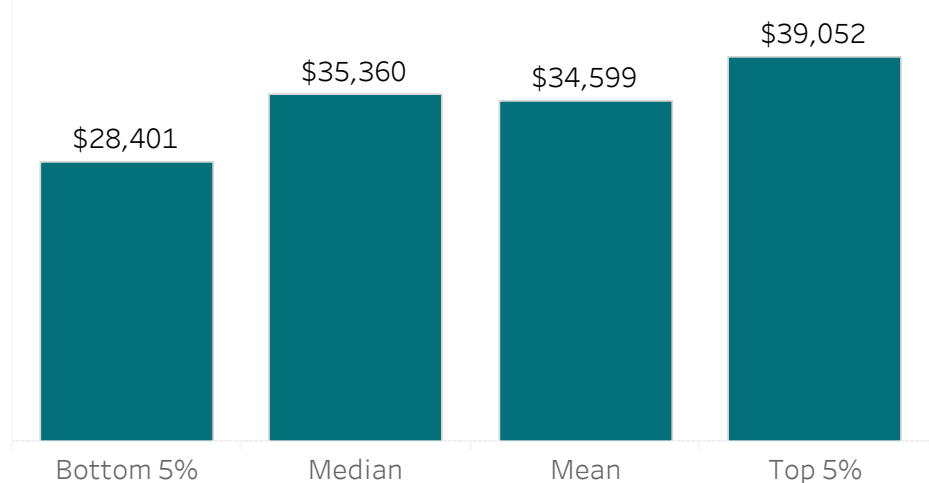
## Three Year Comparison of Employed Respondents

	2014-15	2015-16	2016-17
Number of Graduates	46	49	51
Number of Respondents	25	34	26
Number of Employed Respondents	23	33	22
Percentage of Employed Respondents	92%	97%	85%
Number of Respondents Employed in Training Related Occupations	23	31	21
Percentage of Respondents Employed in Training Related Occupations	92%	91%	81%

## Graduate Activity - 2016-17



## Salary - Last Three Years

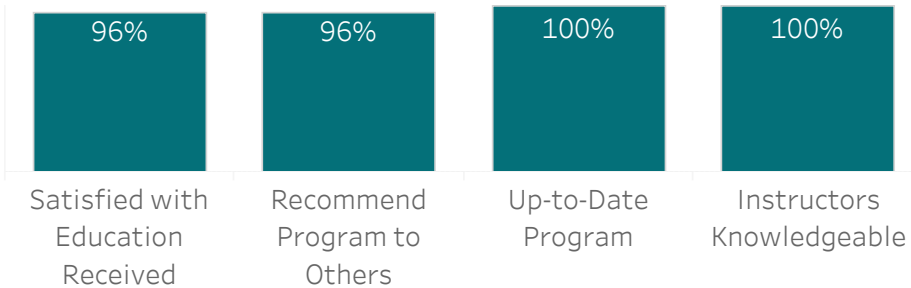


# Early Childhood Education Workplace

## Diploma

This accelerated program integrates the knowledge and experience of employed CCAs in providing quality childcare in the community. Students attend classes at Red River College two days a week and work at their current employment for three days a week. Graduates competently plan appropriate learning experiences that stimulate the intellectual, physical, emotional, and social development of young children. With experience and continuing education, some graduates have progressed to positions of directors of children's centres.

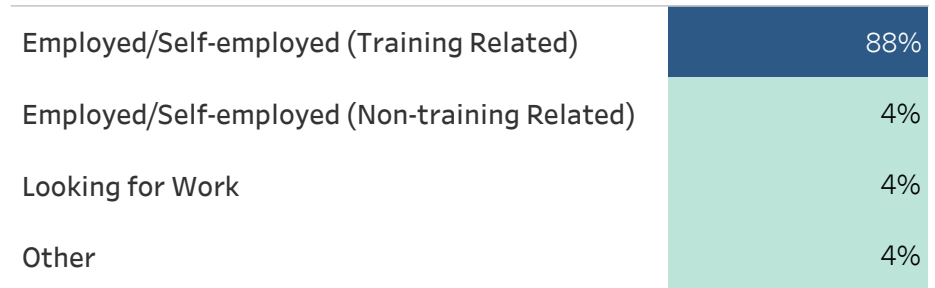
## Satisfaction - 2016-17



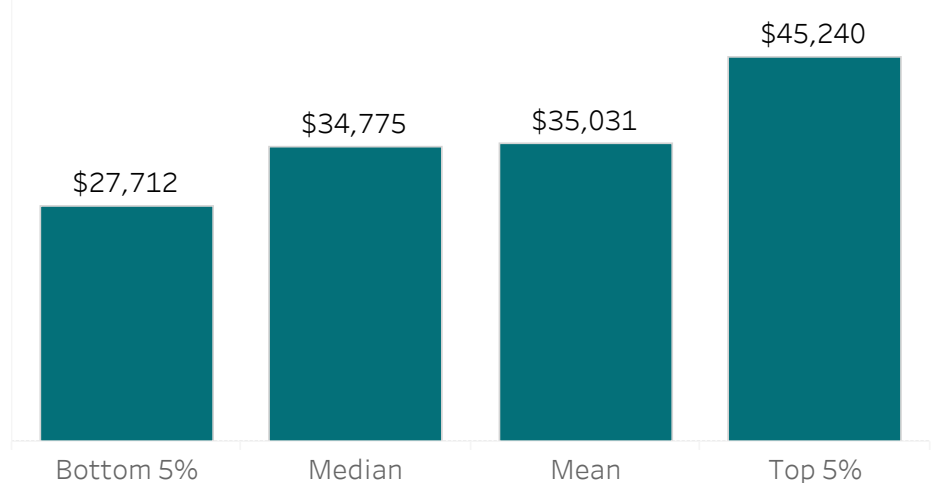
## Three Year Comparison of Employed Respondents

	2014-15	2015-16	2016-17
Number of Graduates	49	57	48
Number of Respondents	26	41	26
Number of Employed Respondents	23	40	24
Percentage of Employed Respondents	88%	98%	92%
Number of Respondents Employed in Training Related Occupations	23	37	23
Percentage of Respondents Employed in Training Related Occupations	88%	90%	88%

## Graduate Activity - 2016-17



## Salary - Last Three Years

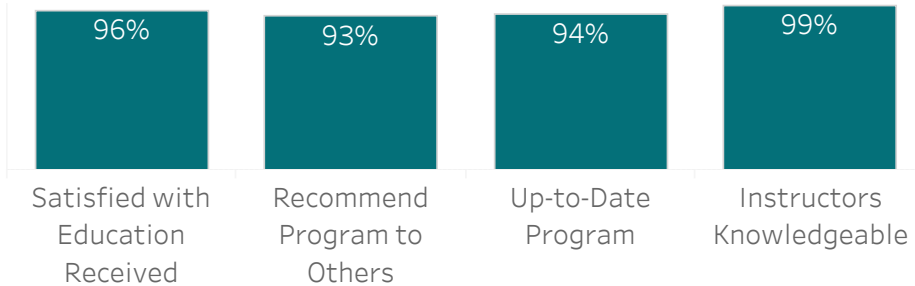




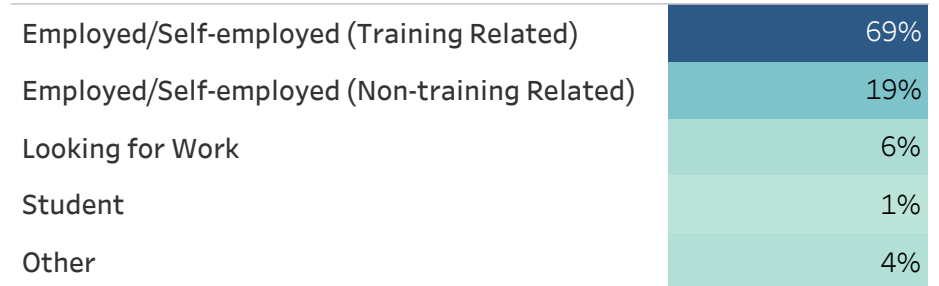
## All Programs in Life Sciences

Programs in this division prepare students to work in laboratories, the pharmaceutical industry, veterinary hospitals, and dental clinics.

### Satisfaction - 2016-17



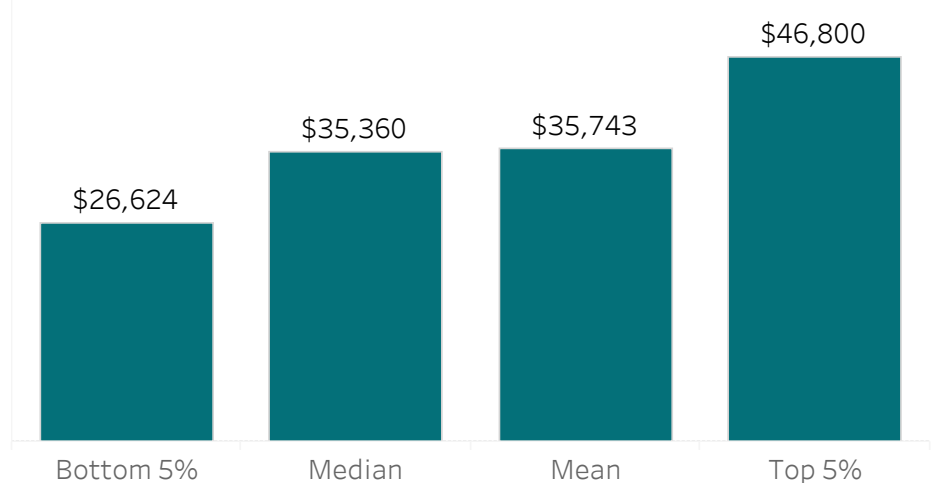
### Graduate Activity - 2016-17



### Three Year Comparison of Employed Respondents

	2014-15	2015-16	2016-17
Number of Graduates	145	158	149
Number of Respondents	84	100	72
Number of Employed Respondents	68	84	64
Percentage of Employed Respondents	81%	84%	89%
Number of Respondents Employed in Training Related Occupations	53	68	50
Percentage of Respondents Employed in Training Related Occupations	63%	68%	69%

### Salary - Last Three Years

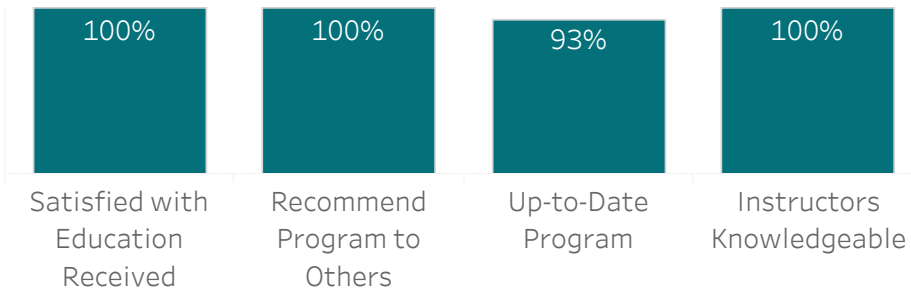


# Dental Assisting

## Certificate

Students of this program learn the skills needed to assist dentists with four-handed dentistry techniques, as well as dental procedures, handling and mixing materials, sterilization and laboratory procedures, care of dental equipment, and preparation of instruments, operatories, and patients. Graduates have the skills needed for polishing teeth, fluoride application, placement and removal of dental dams, removal of sutures, and other intra-oral procedures as well as some business-related procedures. Graduates have found employment in private dental offices, large clinics, hospital dental clinics, insurance companies, and in government public health programs.

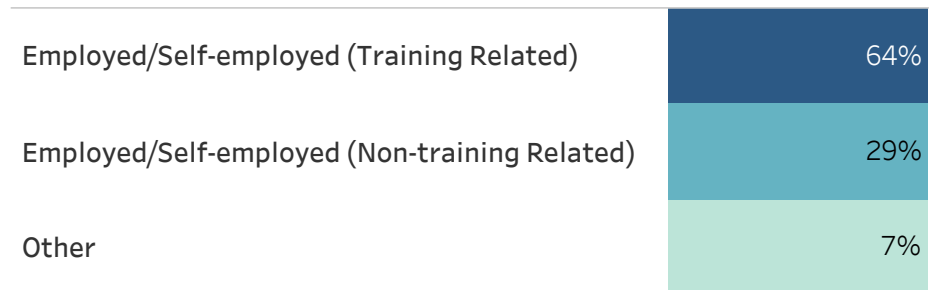
## Satisfaction - 2016-17



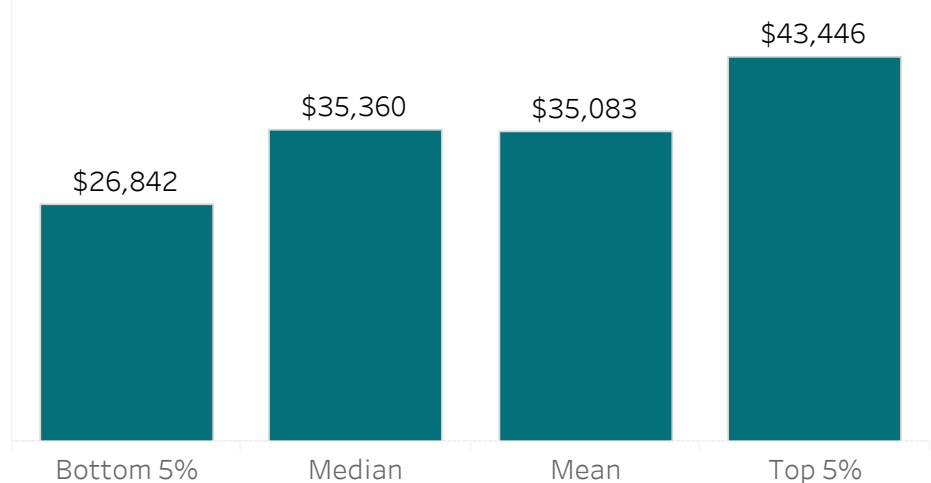
## Three Year Comparison of Employed Respondents

	2014-15	2015-16	2016-17
Number of Graduates	50	45	45
Number of Respondents	27	31	14
Number of Employed Respondents	24	25	13
Percentage of Employed Respondents	89%	81%	93%
Number of Respondents Employed in Training Related Occupations	20	25	9
Percentage of Respondents Employed in Training Related Occupations	74%	81%	64%

## Graduate Activity - 2016-17



## Salary - Last Three Years

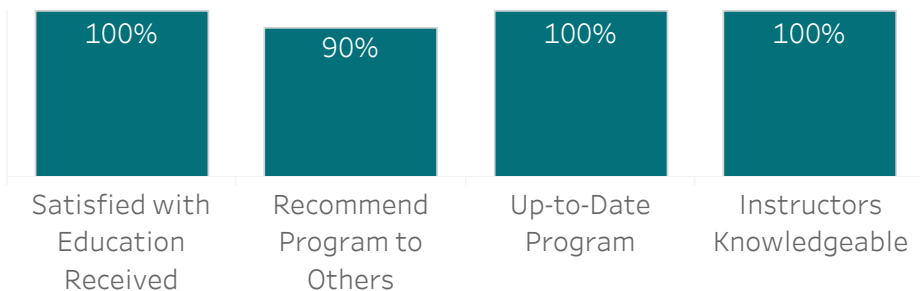


# Pharmaceutical Manufacturing

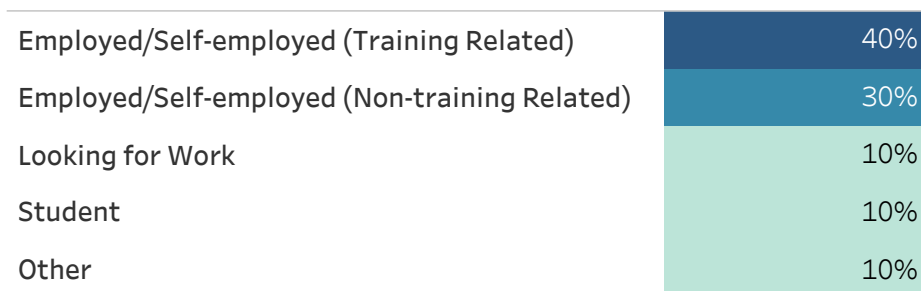
## Certificate

This program provides the required skills for working in the production of pharmaceutical, biotechnology, and related products. The program consists of two streams: Solid Dosage where students learn the theory and practice of formulating and manufacturing tablets and capsules; and Biopharmaceutical Processing where students gain hands-on experience in microbial fermentation such as set-up, inoculation, sampling, harvesting techniques, filtration, and column chromatographic purification techniques strategies for manufacturing of Recombinant Biotechnology drug products. Graduates find employment as production technicians with Manitoba's regulated pharmaceutical manufacturing companies.

## Satisfaction - 2016-17



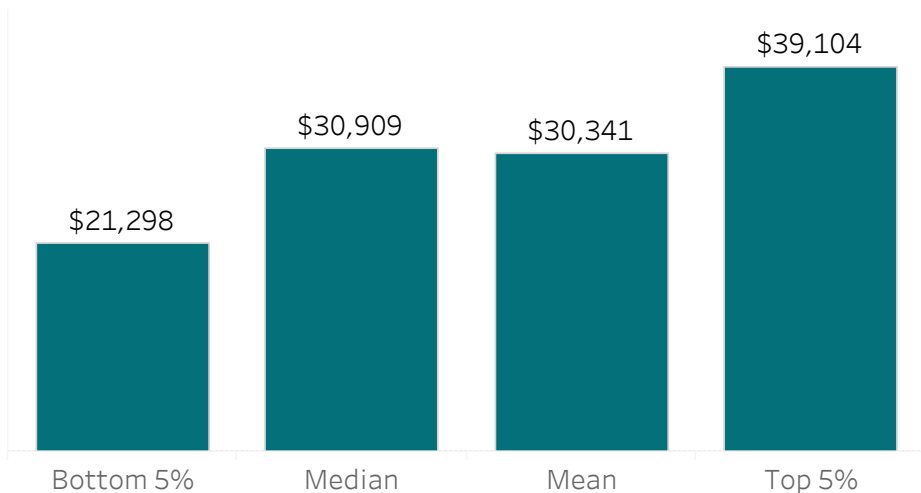
## Graduate Activity - 2016-17



## Three Year Comparison of Employed Respondents

	2014-15	2015-16	2016-17
Number of Graduates	13	19	17
Number of Respondents	6	10	10
Number of Employed Respondents	2	9	7
Percentage of Employed Respondents	33%	90%	70%
Number of Respondents Employed in Training Related Occupations	0	4	4
Percentage of Respondents Employed in Training Related Occupations	0%	40%	40%

## Salary - Last Three Years

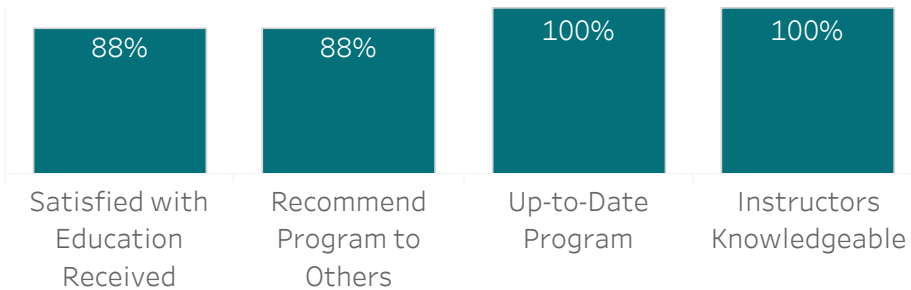


# QA/QC in the Pharmaceutical Industry

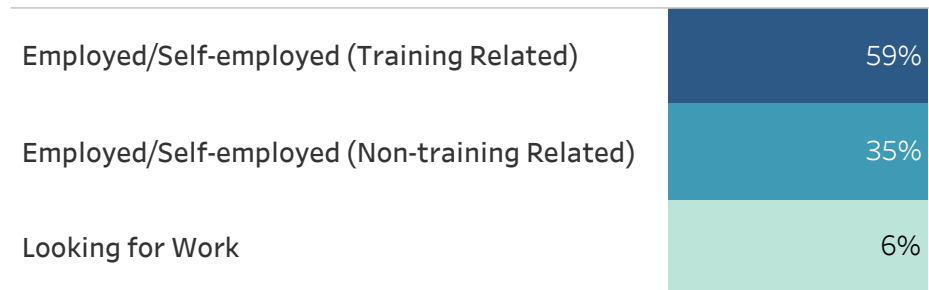
## Post-Graduate Diploma

This program provides instruction in the concept of quality assurance in a manufacturing environment that is controlled by good manufacturing practices, quality systems, and regulatory agencies. As a QA/ QC specialist, a graduate is eligible to work in Good Manufacturing Practices (GMP) regulated laboratories or GMP regulated pharmaceutical manufacturing companies in quality control laboratories or in quality assurance. Graduates are also be eligible to work in International Standards Organization (ISO) or Good Laboratory Practices (GLP) regulated laboratories.

## Satisfaction - 2016-17



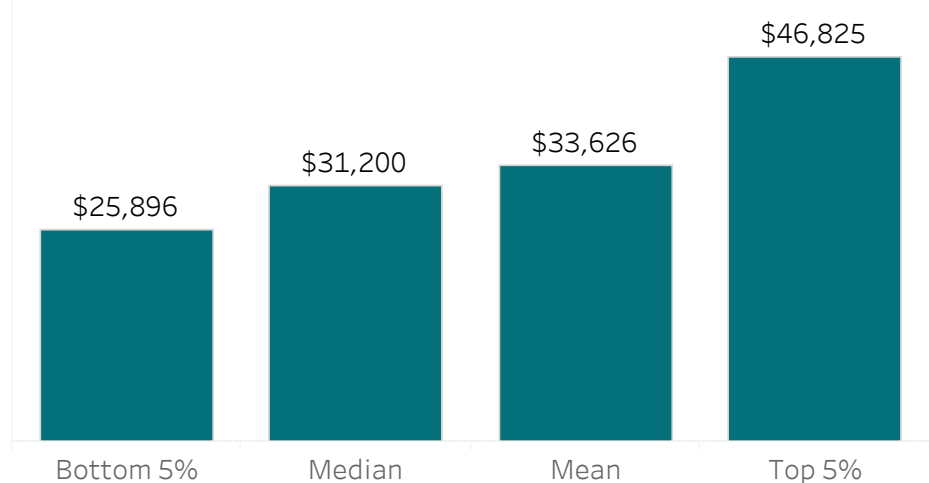
## Graduate Activity - 2016-17



## Three Year Comparison of Employed Respondents

	2014-15	2015-16	2016-17
Number of Graduates	35	30	28
Number of Respondents	13	13	17
Number of Employed Respondents	12	13	16
Percentage of Employed Respondents	92%	100%	94%
Number of Respondents Employed in Training Related Occupations	6	7	10
Percentage of Respondents Employed in Training Related Occupations	46%	54%	59%

## Salary - Last Three Years

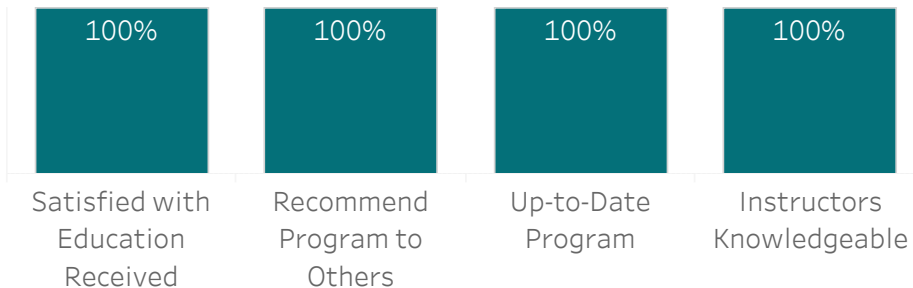


# Veterinary Technology


## Diploma

This program provides the knowledge and skills needed to perform a variety of veterinary medical procedures, such as: anesthesia induction and monitoring, drug dosage calculations, surgical and animal nursing, laboratory testing, diagnostic imaging, dentistry, emergency care, routine veterinary clinic and office procedures. Graduates are qualified to work under the supervision of a licensed veterinarian in companion animal, large animal, and specialty practices. Graduates may also find employment with zoos, research institutes, livestock operations, wildlife services, animal shelters, government agencies, or pharmaceutical sales companies.

## Satisfaction - 2016-17



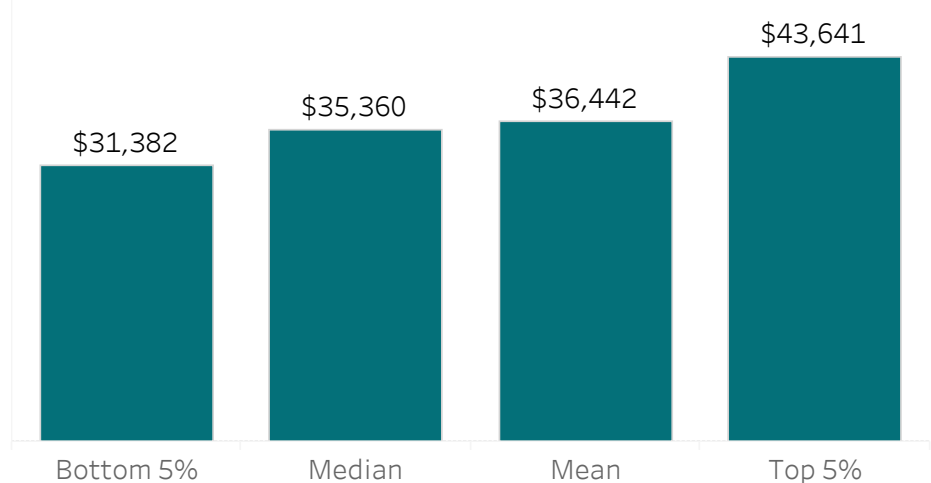
## Graduate Activity - 2016-17



## Three Year Comparison of Employed Respondents

	2014-15	2015-16	2016-17
Number of Graduates	29	21	21
Number of Respondents	22	14	9
Number of Employed Respondents	19	13	9
Percentage of Employed Respondents	86%	93%	100%
Number of Respondents Employed in Training Related Occupations	18	13	9
Percentage of Respondents Employed in Training Related Occupations	82%	93%	100%

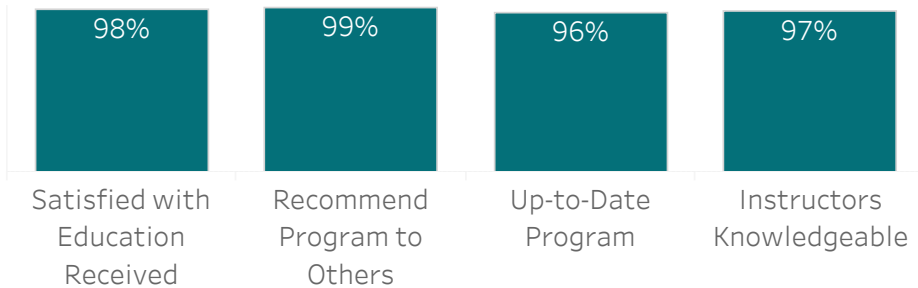
## Salary - Last Three Years



## All Programs in Nursing

Students taking programs in the Nursing division learn the skills needed to work in hospitals, clinics, and care facilities, as nurses or health care aides.

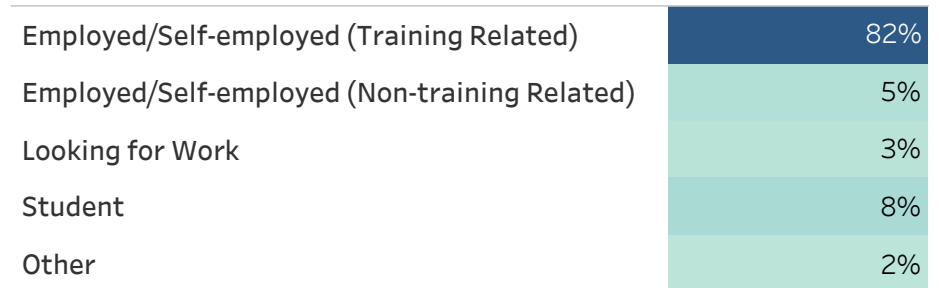
### Satisfaction - 2016-17



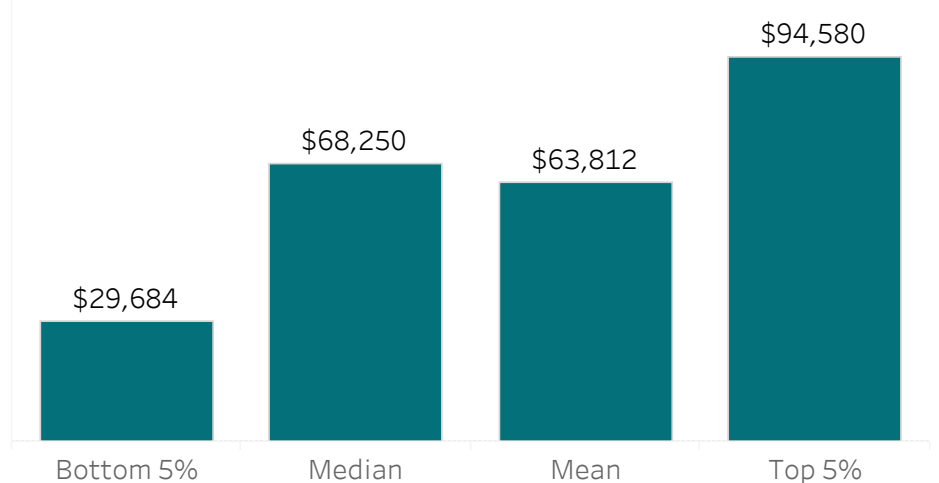
### Three Year Comparison of Employed Respondents

	2014-15	2015-16	2016-17
Number of Graduates	183	205	236
Number of Respondents	126	155	113
Number of Employed Respondents	115	134	99
Percentage of Employed Respondents	91%	86%	88%
Number of Respondents Employed in Training Related Occupations	109	129	93
Percentage of Respondents Employed in Training Related Occupations	87%	83%	82%

### Graduate Activity - 2016-17



### Salary - Last Three Years

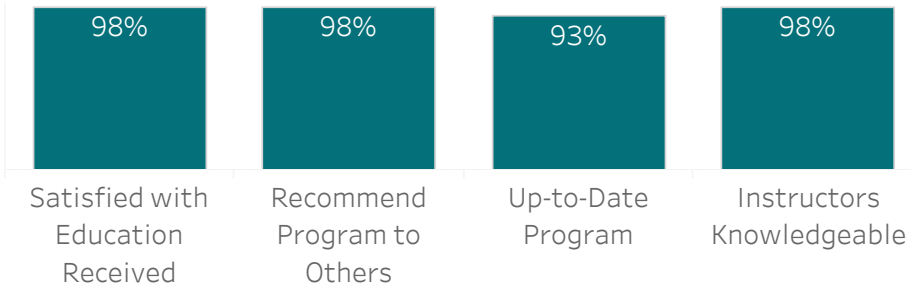


# Health Care Aide

## Certificate

This program is designed to prepare students to become health care workers who, under the supervision of a nurse, assists hospital patients, personal care home residents, or home care clients. Health care aides help people to remain independent by assisting them with their physical, emotional, and social needs and their daily activities. Graduates find employment in acute care hospitals, extended or long-term care hospitals, personal care homes, and community or home care agencies.

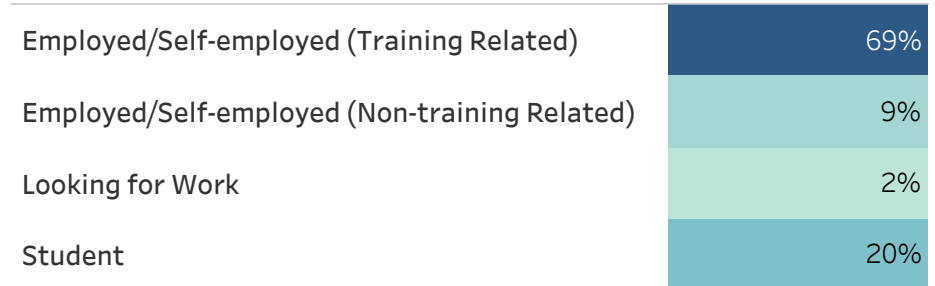
## Satisfaction - 2016-17



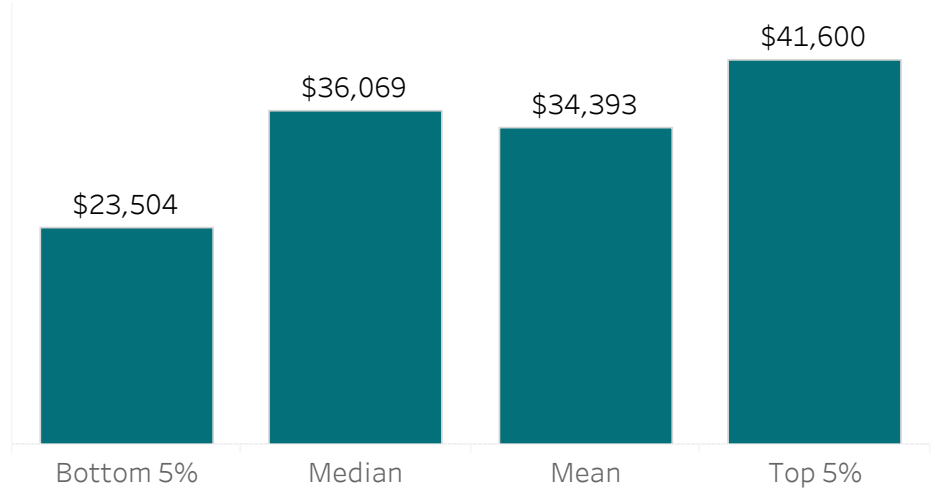
## Three Year Comparison of Employed Respondents

	2014-15	2015-16	2016-17
Number of Graduates	64	58	85
Number of Respondents	55	68	45
Number of Employed Respondents	50	52	35
Percentage of Employed Respondents	91%	76%	78%
Number of Respondents Employed in Training Related Occupations	45	47	31
Percentage of Respondents Employed in Training Related Occupations	82%	69%	69%

## Graduate Activity - 2016-17



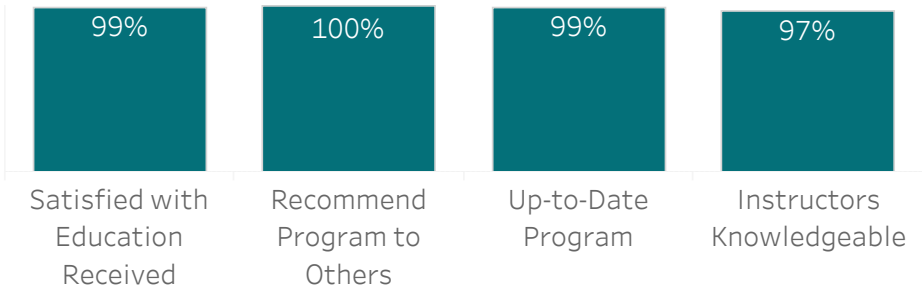
## Salary - Last Three Years



# Nursing

**Degree**  
Following successful completion of the program, graduates receive a Bachelor of Nursing (BN) degree from Red River College (RRC) and are eligible to apply to write the Canadian Nurse Registration Exam (CRNE). When the national exam has been successfully completed, graduates are eligible to apply to become a member of the College of Registered Nurses of Manitoba (CRNM) and legally use the designation Registered Nurse (RN). Graduates of the Nursing program have the educational credentials to be employed in all areas where the expertise of a professional RN is required.

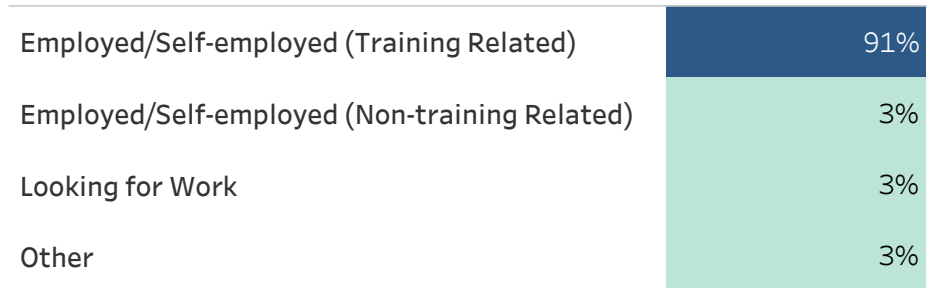
Satisfaction - 2016-17



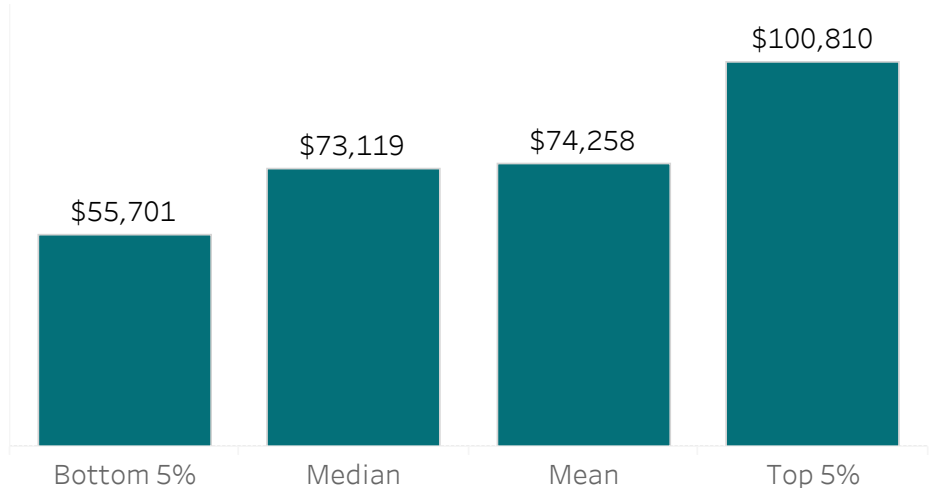
Three Year Comparison of Employed Respondents

	2014-15	2015-16	2016-17
Number of Graduates	119	147	151
Number of Respondents	71	87	68
Number of Employed Respondents	65	82	64
Percentage of Employed Respondents	92%	94%	94%
Number of Respondents Employed in Training Related Occupations	64	82	62
Percentage of Respondents Employed in Training Related Occupations	90%	94%	91%

Graduate Activity - 2016-17



Salary - Last Three Years

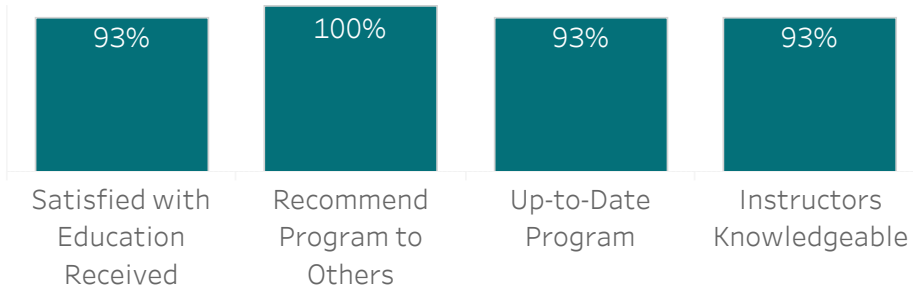




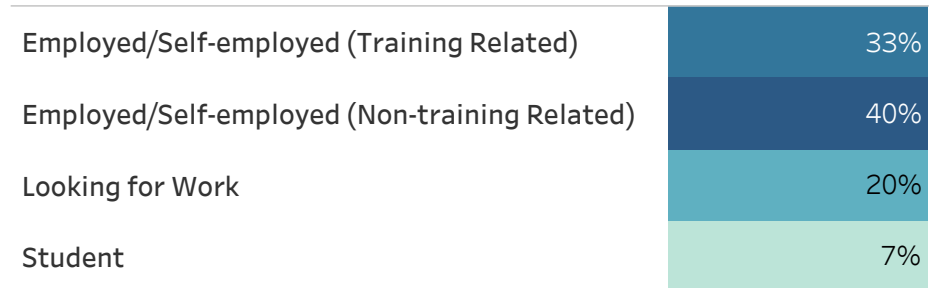
# All Programs in Indigenous Education

Indigenous Education offers a number of strategic programs and services designed to assist students from various backgrounds to be successful in all areas of the College. An important focus has been co-operative work with the Indigenous community. The School continues to improve programming and supports for Indigenous (First Nation, Métis, and Inuit) students and to improve services to Indigenous communities by partnering with organizations and agencies in providing community-based education programs.

Satisfaction - 2016-17



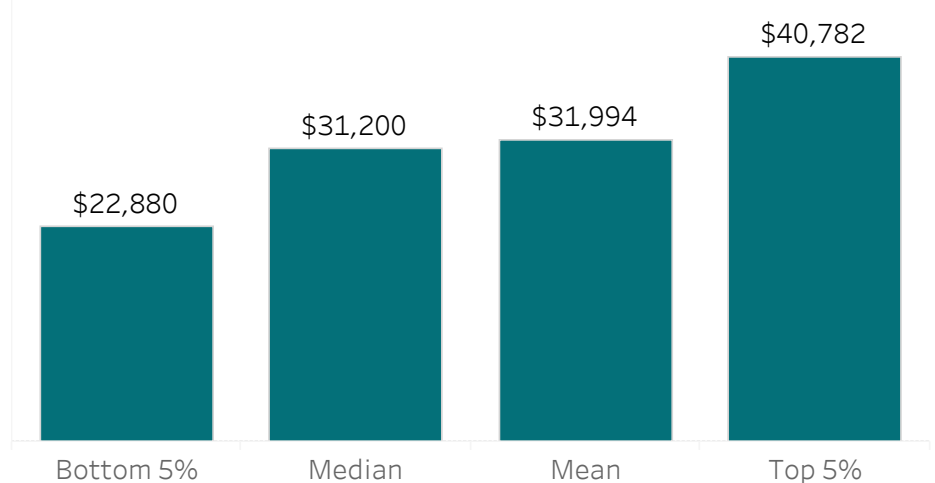
Graduate Activity - 2016-17



Three Year Comparison of Employed Respondents

	2014-15	2015-16	2016-17
Number of Graduates	115	68	47
Number of Respondents	45	36	15
Number of Employed Respondents	22	19	11
Percentage of Employed Respondents	49%	53%	73%
Number of Respondents Employed in Training Related Occupations	16	10	5
Percentage of Respondents Employed in Training Related Occupations	36%	28%	33%

Salary - Last Three Years



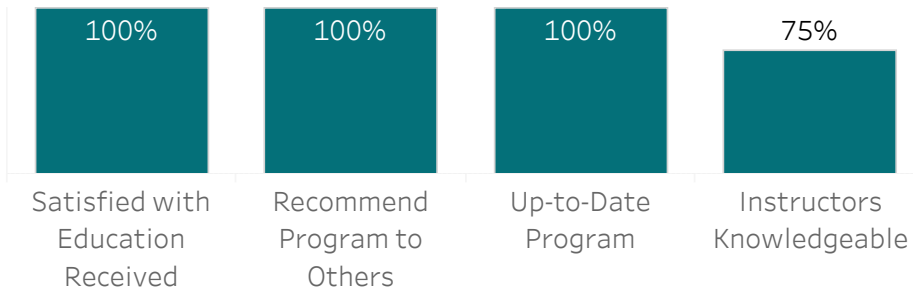
# Computer Applications for Business

## Diploma

The Computer Applications for Business program teaches students to use relevant Microsoft Office technology, prepare accurate business correspondence, communicate effectively and professionally in business environments while respecting cultural diversity, develop problem solving, decision making and management skills, and manage change while balancing professional and personal responsibilities. Graduates find employment in administrative support positions specializing in effective use of Microsoft Office software.

No salary data to display: too small a sample where  $n < 5$  responses with salary data.

## Satisfaction - 2016-17



## Graduate Activity - 2016-17

Employed/Self-employed (Training Related)	40%
Employed/Self-employed (Non-training Related)	20%
Looking for Work	20%
Student	20%

## Three Year Comparison of Employed Respondents

	2014-15	2015-16	2016-17
Number of Graduates	14	10	13
Number of Respondents	7	4	5
Number of Employed Respondents	2	3	3
Percentage of Employed Respondents	29%	75%	60%
Number of Respondents Employed in Training Related Occupations	1	3	2
Percentage of Respondents Employed in Training Related Occupations	14%	75%	40%

## Salary - Last Three Years

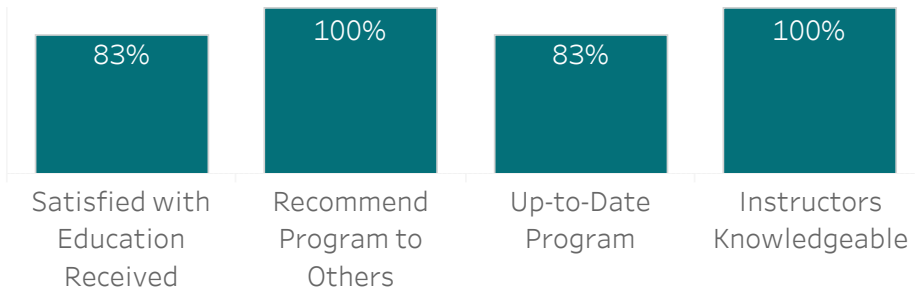
# Introduction to Trades

## Certificate

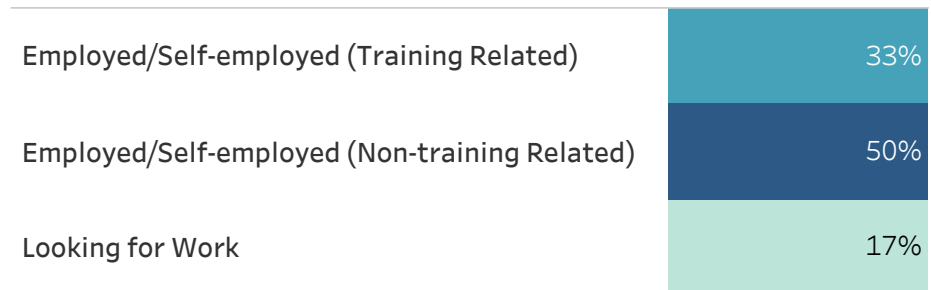
This program prepares Indigenous students for entry into RRC trades programs including: Automotive Technician Certificate, Carpentry, Collision Repair and Refinishing, Electrical, Heavy Duty Equipment Mechanic, Manufacturing Technician, Outdoor Power Equipment Technician, Plumbing, Precision Metal Manufacturing, Refrigeration and Air Conditioning Technician, and Welding. An Indigenous perspective is incorporated into the program allowing students to connect with their cultural values, traditions, and beliefs, reinforcing positive cultural identity and enhancing self-esteem and pride.

No salary data to display: too small a sample where n<5 responses with salary data.

## Satisfaction - 2016-17



## Graduate Activity - 2016-17



## Three Year Comparison of Employed Respondents

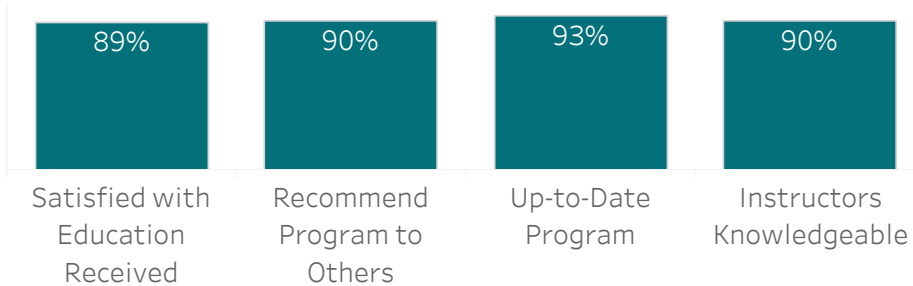
	2014-15	2015-16	2016-17
Number of Graduates	46	24	19
Number of Respondents	15	9	6
Number of Employed Respondents	4	6	5
Percentage of Employed Respondents	27%	67%	83%
Number of Respondents Employed in Training Related Occupations	2	3	2
Percentage of Respondents Employed in Training Related Occupations	13%	33%	33%

## Salary - Last Three Years

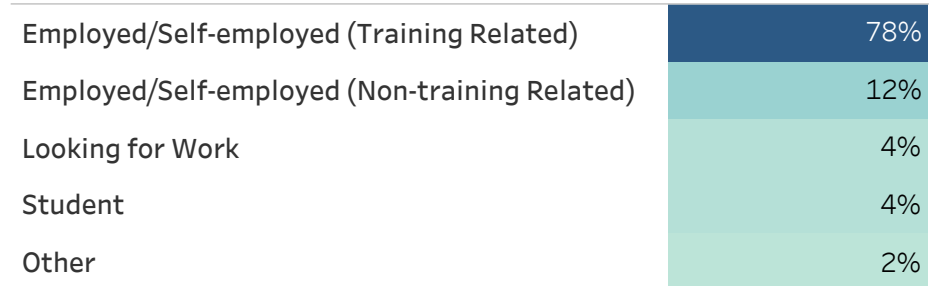
## All Programs in Regional Campuses

Red River College Regional Campuses offer full-time diploma and certificate programs across many disciplines focused on skills to meet the needs of industry and communities within their respective regions of Manitoba. Regional Campuses also offer a host of part-time courses and workshops for those looking to gain new skills or to support career advancement. We are excited to work with students, community and industry to support learning needs through our current and customized options to support economic and personal growth.

### Satisfaction - 2016-17



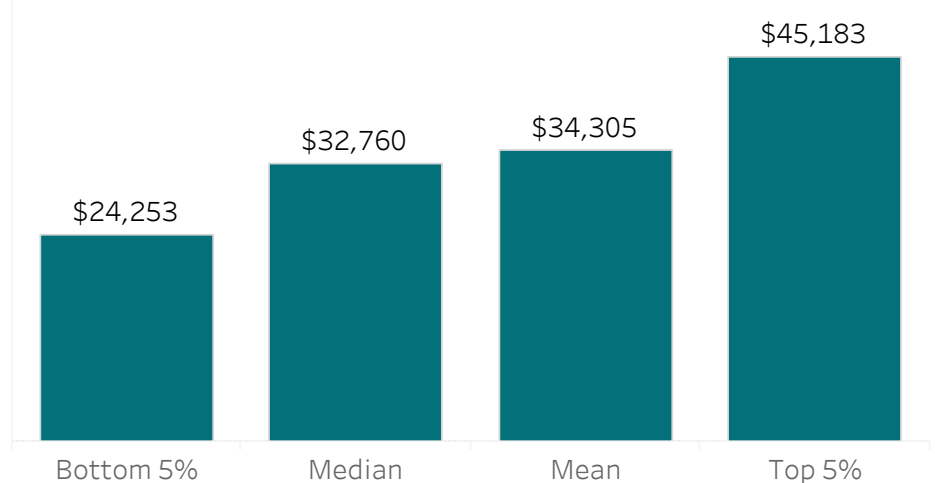
### Graduate Activity - 2016-17



### Three Year Comparison of Employed Respondents

	2014-15	2015-16	2016-17
Number of Graduates	558	226	236
Number of Respondents	174	143	130
Number of Employed Respondents	143	118	118
Percentage of Employed Respondents	82%	83%	91%
Number of Respondents Employed in Training Related Occupations	117	97	102
Percentage of Respondents Employed in Training Related Occupations	67%	68%	78%

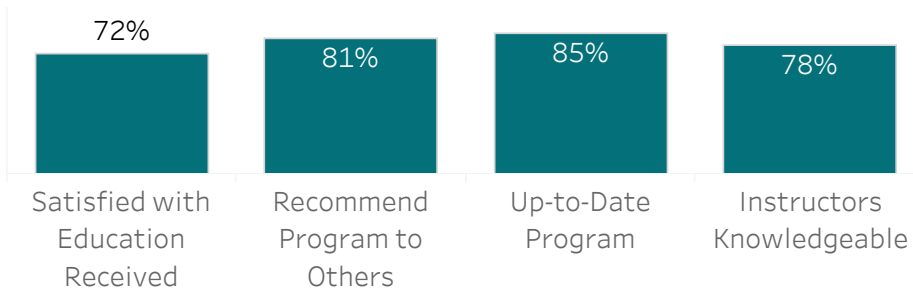
### Salary - Last Three Years



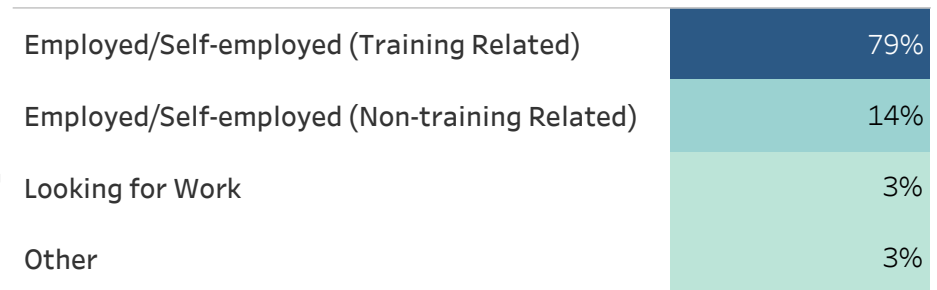
## All Programs in Interlake Campus

The Red River College Interlake Campuses (Interlake Campus and Peguis - Fisher River Campus) serve the communities in the Interlake and North Eastman region by providing a variety of community based programs and part-time courses.

### Satisfaction - 2016-17



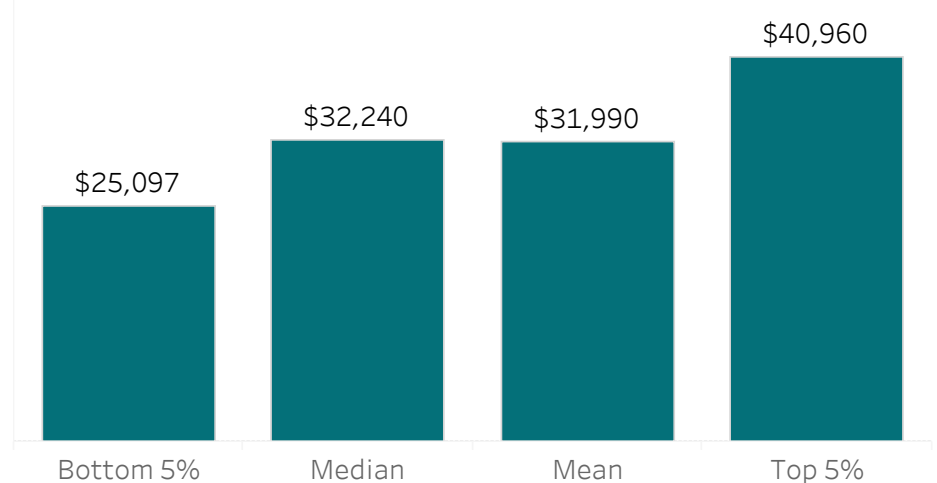
### Graduate Activity - 2016-17



### Three Year Comparison of Employed Respondents

	2014-15	2015-16	2016-17
Number of Graduates	81	61	54
Number of Respondents	36	37	29
Number of Employed Respondents	28	32	27
Percentage of Employed Respondents	78%	86%	93%
Number of Respondents Employed in Training Related Occupations	24	29	23
Percentage of Respondents Employed in Training Related Occupations	67%	78%	79%

### Salary - Last Three Years

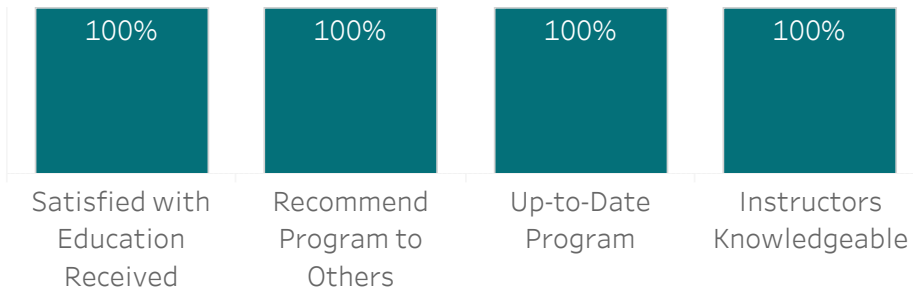


## Child and Youth Care

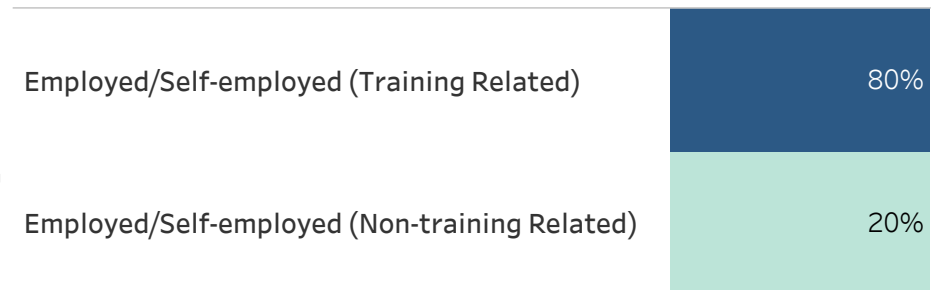
### Certificate

This program provides the skills and knowledge to work with children and youth experiencing behavioural and emotional difficulties. The complete Child and Youth Care Certificate program is available through Red River College's full-time program but a limited number of courses in this program are available part-time through the School of Continuing Education and Regional Campuses.

### Satisfaction - 2016-17



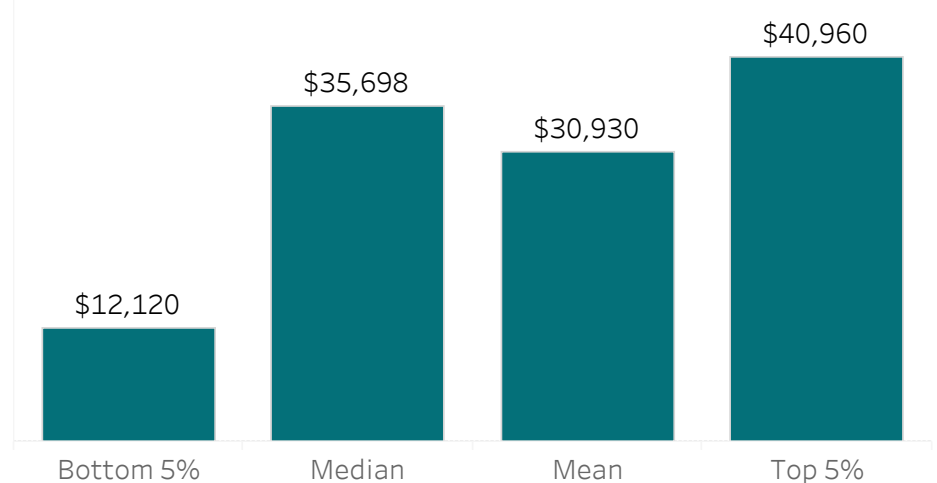
### Graduate Activity - 2016-17



### Three Year Comparison of Employed Respondents

	2014-15	2016-17
Number of Graduates	7	9
Number of Respondents	4	5
Number of Employed Respondents	3	5
Percentage of Employed Respondents	75%	100%
Number of Respondents Employed in Training Related Occupations	3	4
Percentage of Respondents Employed in Training Related Occupations	75%	80%

### Salary - Last Three Years

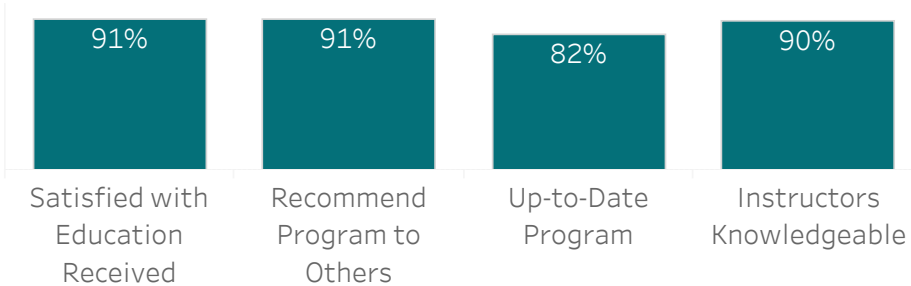


# Educational Assistant Certificate

## Certificate

Graduates of this program are prepared for a career working with students in an educational setting to support the work of the teachers and clinicians. There is a focus on a variety of relevant topics ranging from inclusive education and learner characteristics to supporting the learning environment, managing behavior, and professionalism.

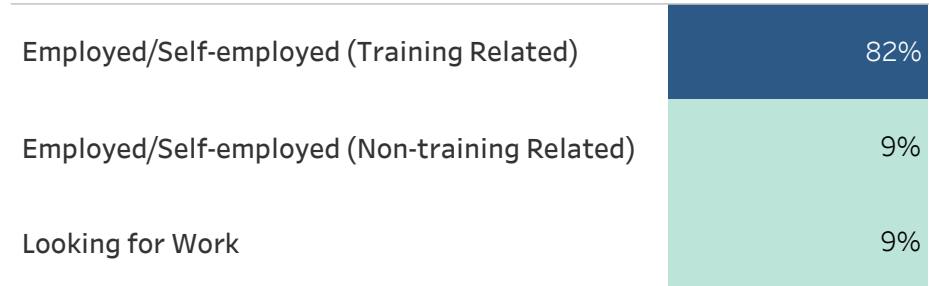
## Satisfaction - 2016-17



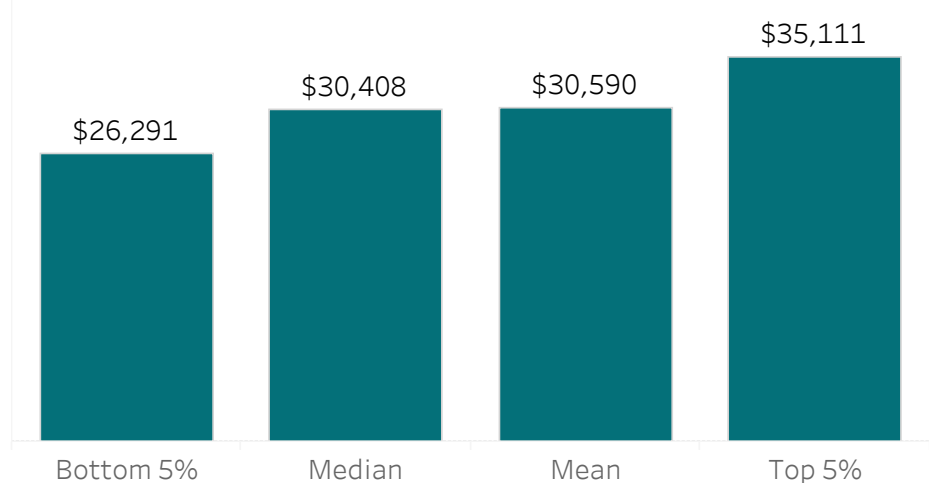
## Three Year Comparison of Employed Respondents

	2014-15	2015-16	2016-17
Number of Graduates	24	10	16
Number of Respondents	7	6	11
Number of Employed Respondents	4	6	10
Percentage of Employed Respondents	57%	100%	91%
Number of Respondents Employed in Training Related Occupations	4	6	9
Percentage of Respondents Employed in Training Related Occupations	57%	100%	82%

## Graduate Activity - 2016-17



## Salary - Last Three Years

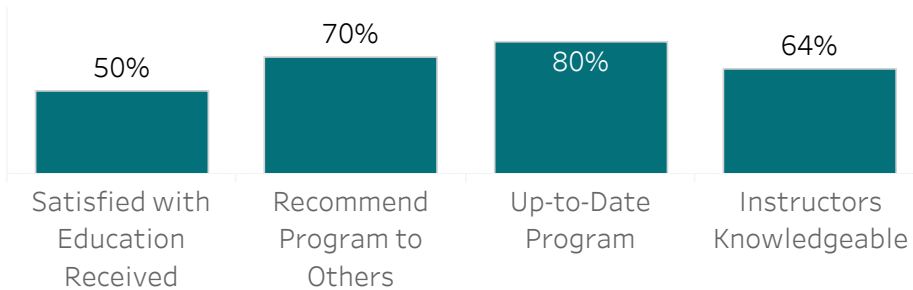


# Health Care Aide

## Certificate

This program develops the knowledge and skills needed to become a health care worker who, under the supervision of a nurse, assists hospital patients, personal care home residents, or home care clients. Health care aides help people to remain independent by assisting them with their physical, emotional, and social needs and their daily activities.

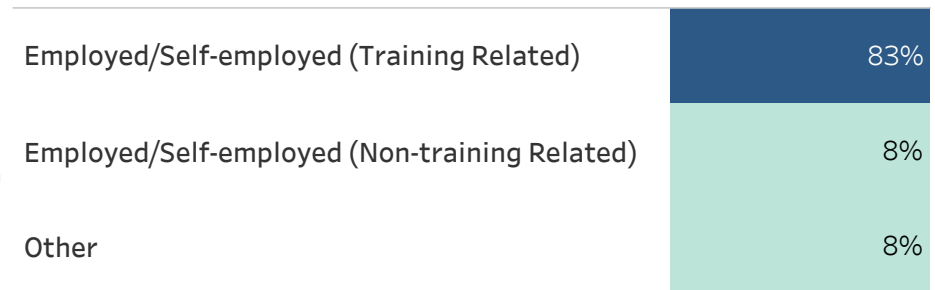
## Satisfaction - 2016-17



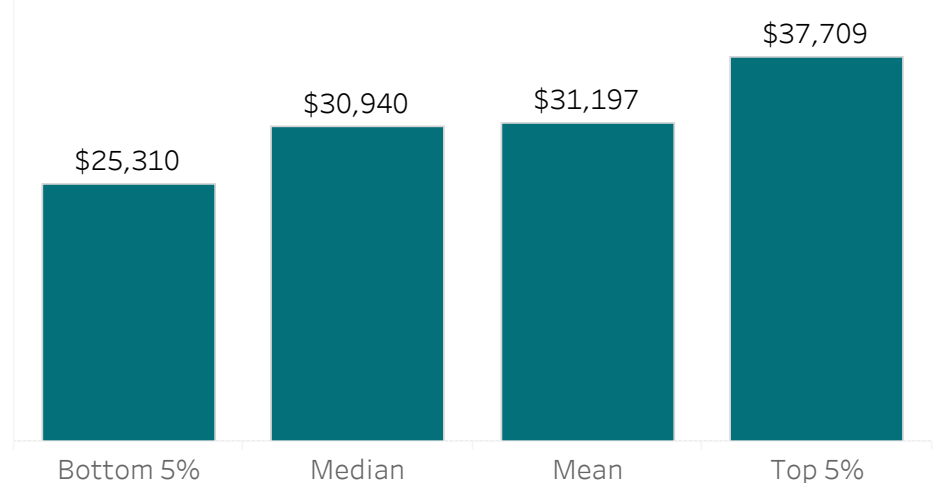
## Three Year Comparison of Employed Respondents

	2014-15	2015-16	2016-17
Number of Graduates	25	32	25
Number of Respondents	19	16	12
Number of Employed Respondents	16	12	11
Percentage of Employed Respondents	84%	75%	92%
Number of Respondents Employed in Training Related Occupations	14	12	10
Percentage of Respondents Employed in Training Related Occupations	74%	75%	83%

## Graduate Activity - 2016-17



## Salary - Last Three Years



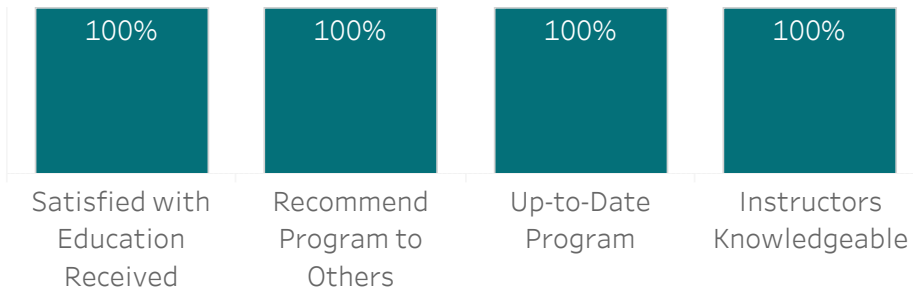


# Computer Applications for Business


## Diploma

The Computer Applications for Business program teaches students to use relevant Microsoft Office technology, prepare accurate business correspondence, communicate effectively and professionally in business environments while respecting cultural diversity, develop problem solving, decision making and management skills, and manage change while balancing professional and personal responsibilities. Graduates find employment in administrative support positions specializing in effective use of Microsoft Office software.

### Satisfaction - 2016-17



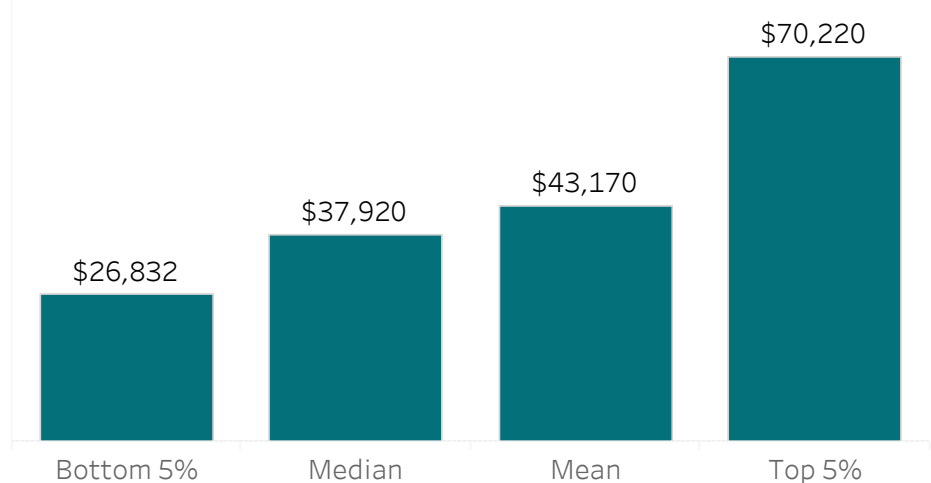
### Graduate Activity - 2016-17



### Three Year Comparison of Employed Respondents

	2014-15	2015-16	2016-17
Number of Graduates	25	16	9
Number of Respondents	9	4	5
Number of Employed Respondents	5	2	5
Percentage of Employed Respondents	56%	50%	100%
Number of Respondents Employed in Training Related Occupations	4	2	5
Percentage of Respondents Employed in Training Related Occupations	44%	50%	100%

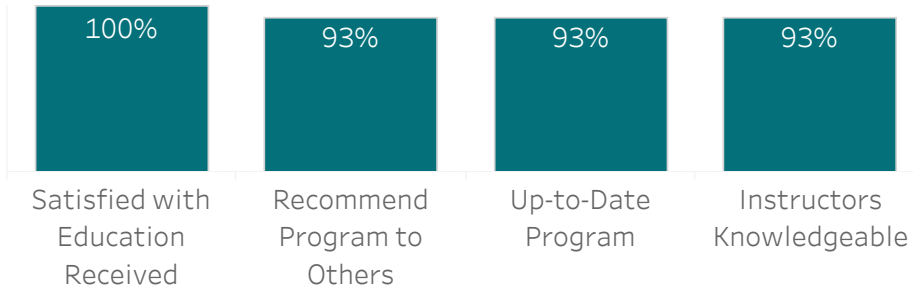
### Salary - Last Three Years



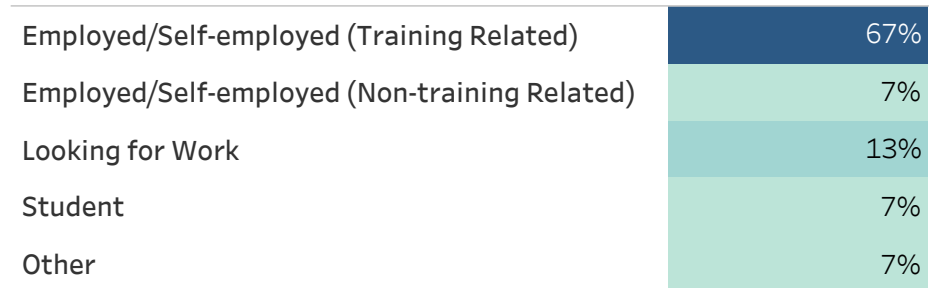
## All Programs in Portage Campus

The RRC Portage Campus offers a broad range of full-time diploma and certificate programs, as well as part-time courses and workshops to students living in the central plains region of Manitoba.

### Satisfaction - 2016-17



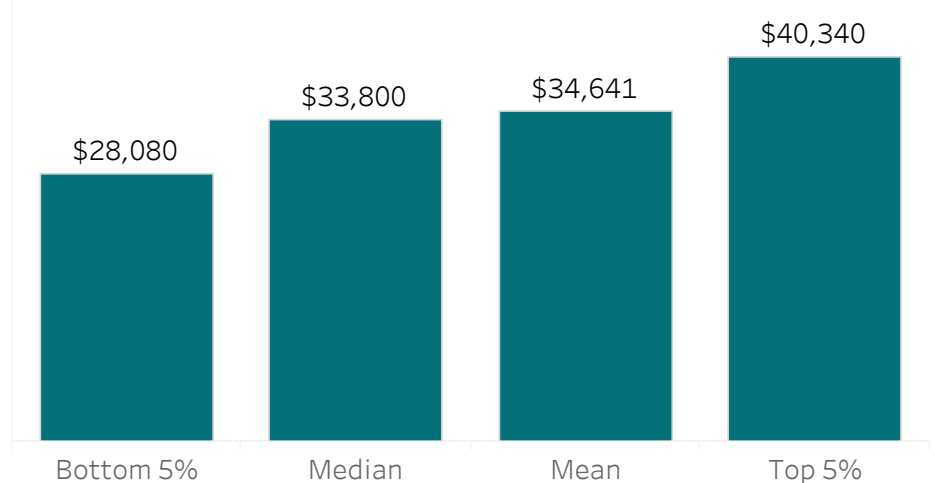
### Graduate Activity - 2016-17



### Three Year Comparison of Employed Respondents

	2014-15	2015-16	2016-17
Number of Graduates	40	28	32
Number of Respondents	8	16	15
Number of Employed Respondents	5	12	11
Percentage of Employed Respondents	63%	75%	73%
Number of Respondents Employed in Training Related Occupations	5	10	10
Percentage of Respondents Employed in Training Related Occupations	63%	63%	67%

### Salary - Last Three Years

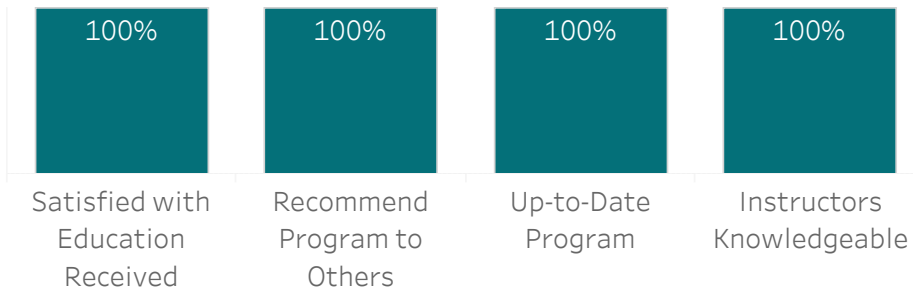


# Health Care Aide

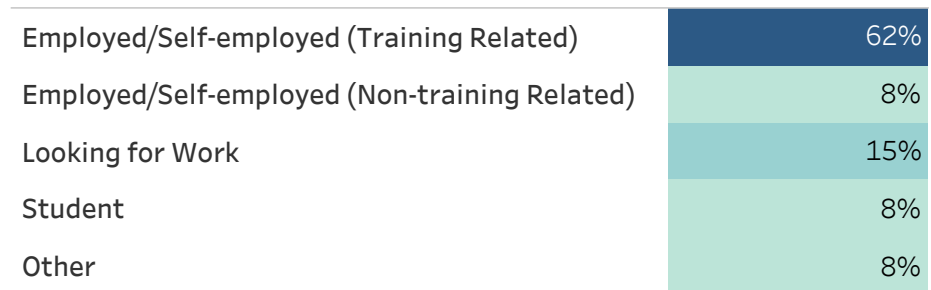
## Certificate

This program develops the knowledge and skills needed to become a health care worker who, under the supervision of a nurse, assists hospital patients, personal care home residents, or home care clients. Health care aides help people to remain independent by assisting them with their physical, emotional, and social needs and their daily activities.

## Satisfaction - 2016-17



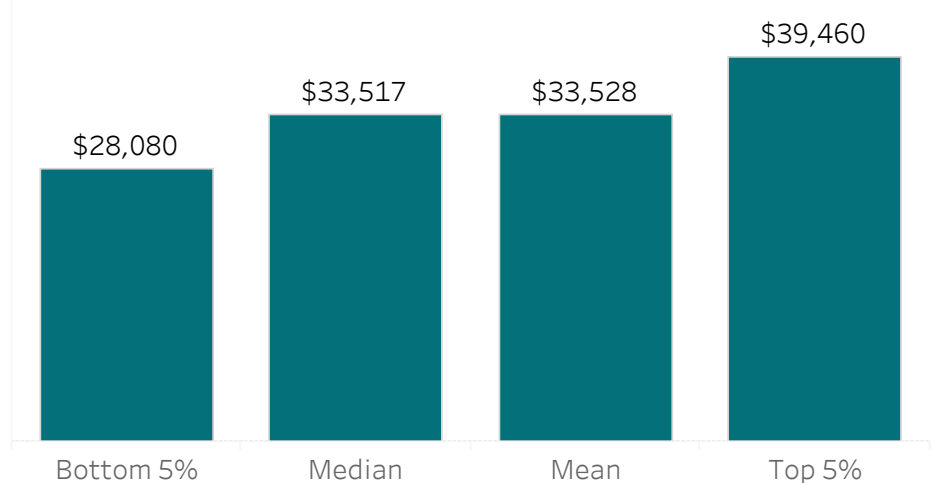
## Graduate Activity - 2016-17



## Three Year Comparison of Employed Respondents

	2014-15	2015-16	2016-17
Number of Graduates	31	21	27
Number of Respondents	3	11	13
Number of Employed Respondents	1	10	9
Percentage of Employed Respondents	33%	91%	69%
Number of Respondents Employed in Training Related Occupations	1	9	8
Percentage of Respondents Employed in Training Related Occupations	33%	82%	62%

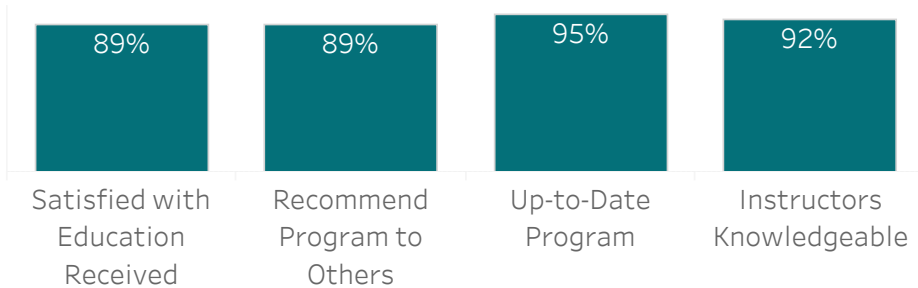
## Salary - Last Three Years



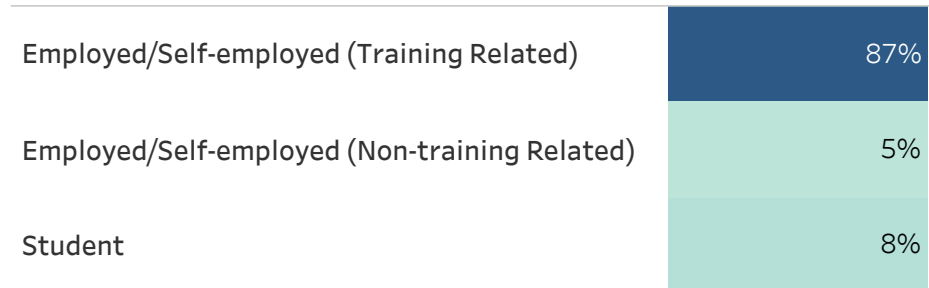
## All Programs in Steinbach Campus

RRC's Steinbach Campus offers a broad range of education and training opportunities in business, health care, and education.

### Satisfaction - 2016-17



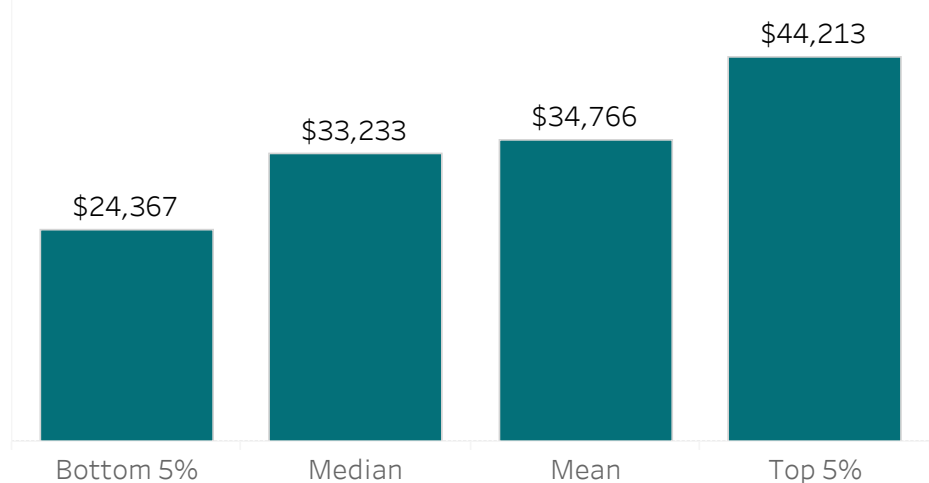
### Graduate Activity - 2016-17



### Three Year Comparison of Employed Respondents

	2014-15	2015-16	2016-17
Number of Graduates	209	23	60
Number of Respondents	52	15	38
Number of Employed Respondents	43	14	35
Percentage of Employed Respondents	83%	93%	92%
Number of Respondents Employed in Training Related Occupations	33	9	33
Percentage of Respondents Employed in Training Related Occupations	63%	60%	87%

### Salary - Last Three Years

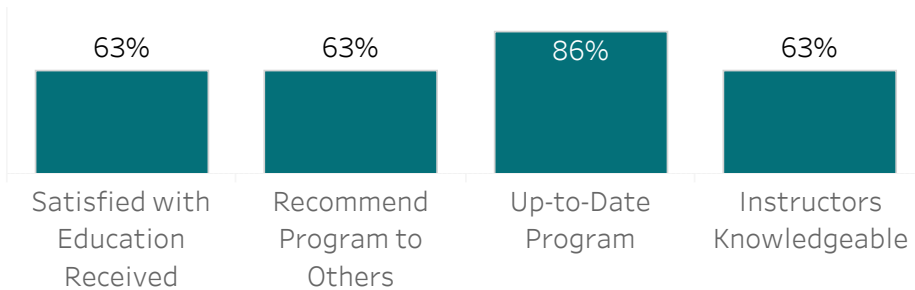


# Administrative Assistant

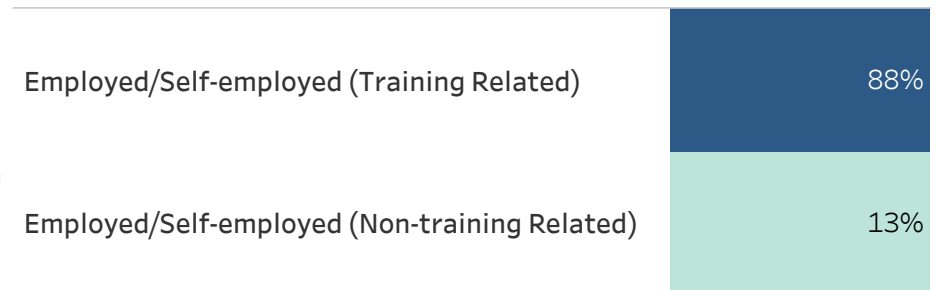
## Certificate

This program focuses on the administrative and technical skills needed to meet the demands of the current and emerging office environment. The program provides both the theory and practice for success in an entry-level administrative position. After successful completion of the program graduates will be knowledgeable in business office software, administrative procedures, communication, teamwork, and problem-solving.

## Satisfaction - 2016-17



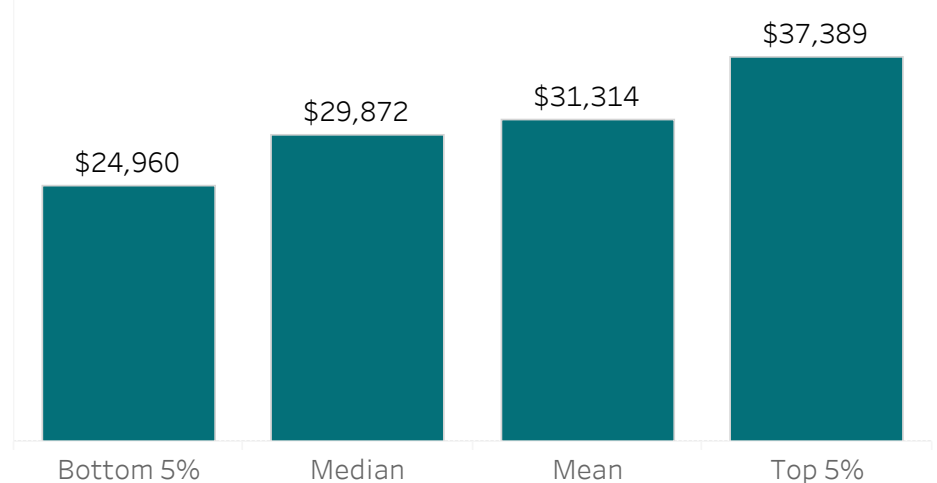
## Graduate Activity - 2016-17



## Three Year Comparison of Employed Respondents

	2014-15	2016-17
Number of Graduates	11	13
Number of Respondents	7	8
Number of Employed Respondents	6	8
Percentage of Employed Respondents	86%	100%
Number of Respondents Employed in Training Related Occupations	5	7
Percentage of Respondents Employed in Training Related Occupations	71%	88%

## Salary - Last Three Years

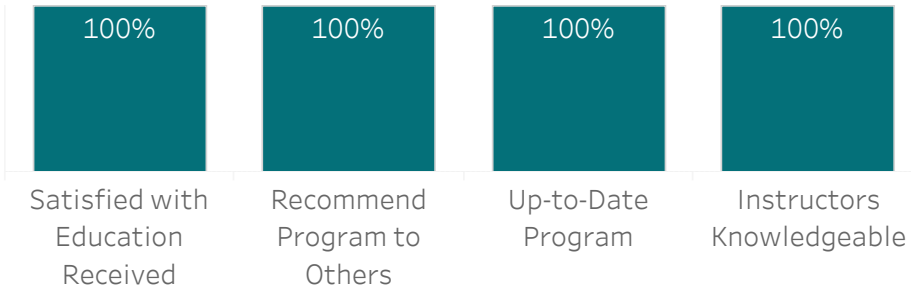


# Business Administration-Accounting

## Diploma

This program prepares graduates for a variety of careers in business and management. This major is recommended for students interested in pursuing a professional accounting designation.

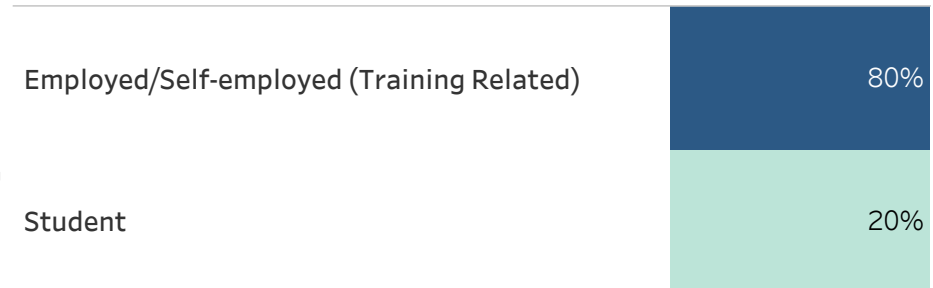
### Satisfaction - 2016-17



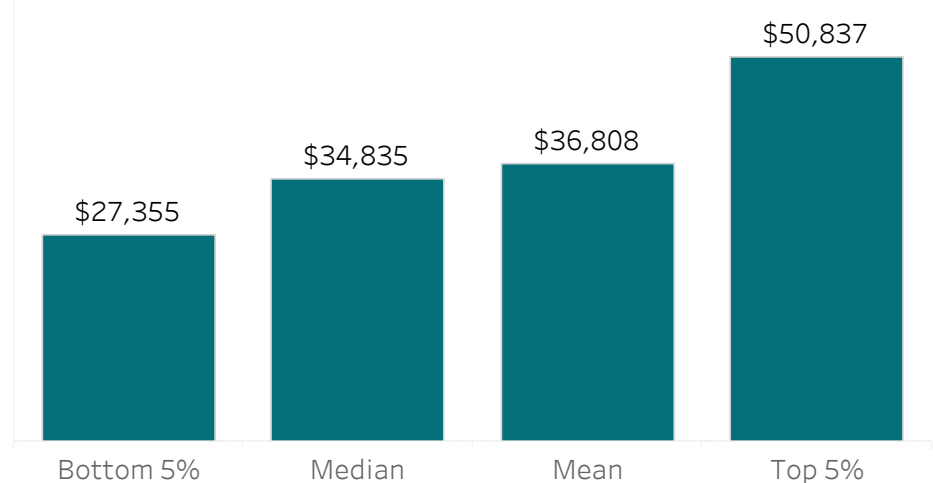
### Three Year Comparison of Employed Respondents

	2014-15	2015-16	2016-17
Number of Graduates	13	6	5
Number of Respondents	3	5	5
Number of Employed Respondents	2	5	4
Percentage of Employed Respondents	67%	100%	80%
Number of Respondents Employed in Training Related Occupations	1	4	4
Percentage of Respondents Employed in Training Related Occupations	33%	80%	80%

### Graduate Activity - 2016-17



### Salary - Last Three Years

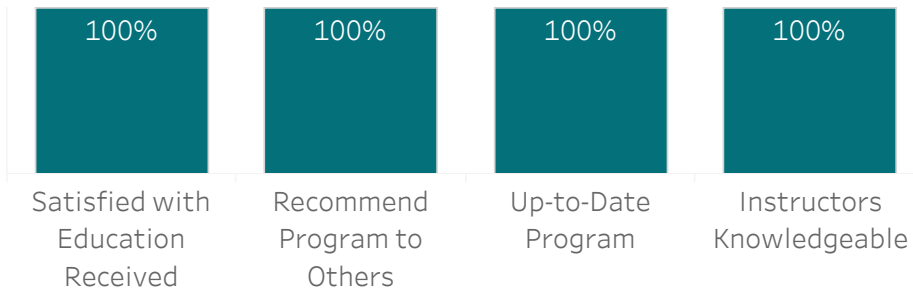


# Health Care Aide

## Certificate

This program develops the knowledge and skills needed to become a health care worker who, under the supervision of a nurse, assists hospital patients, personal care home residents, or home care clients. Health care aides help people to remain independent by assisting them with their physical, emotional, and social needs and their daily activities.


## Satisfaction - 2016-17



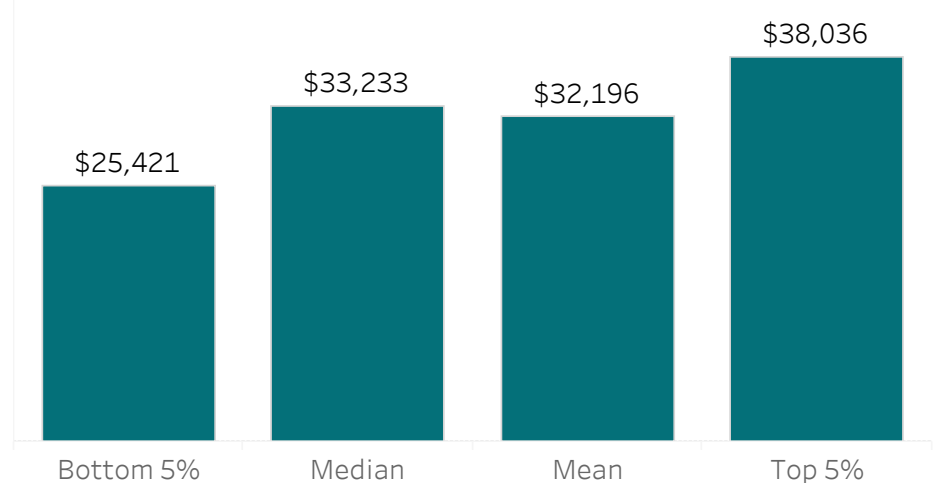
## Three Year Comparison of Employed Respondents

	2014-15	2016-17
Number of Graduates	90	17
Number of Respondents	7	11
Number of Employed Respondents	5	10
Percentage of Employed Respondents	71%	91%
Number of Respondents Employed in Training Related Occupations	5	10
Percentage of Respondents Employed in Training Related Occupations	71%	91%

## Graduate Activity - 2016-17



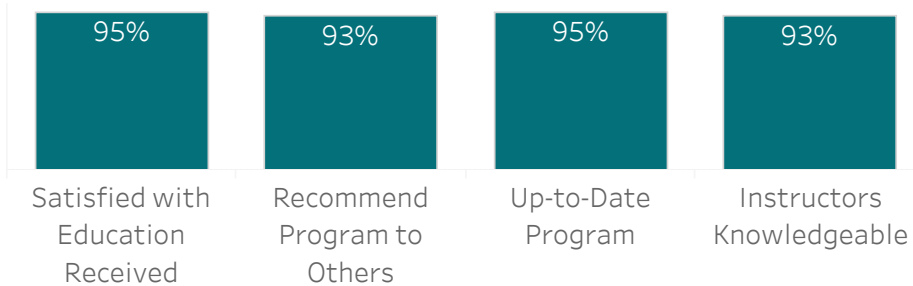
## Salary - Last Three Years



## All Programs in Winkler Campus

Winkler Campus provides several full-time programs related to Business, and Community Services, as well as a wide variety of part-time courses.

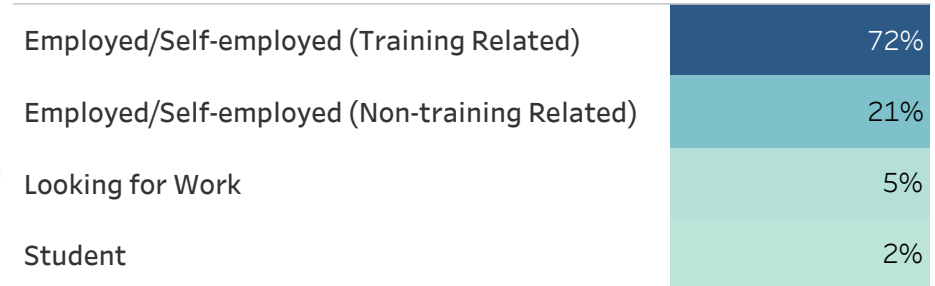
### Satisfaction - 2016-17



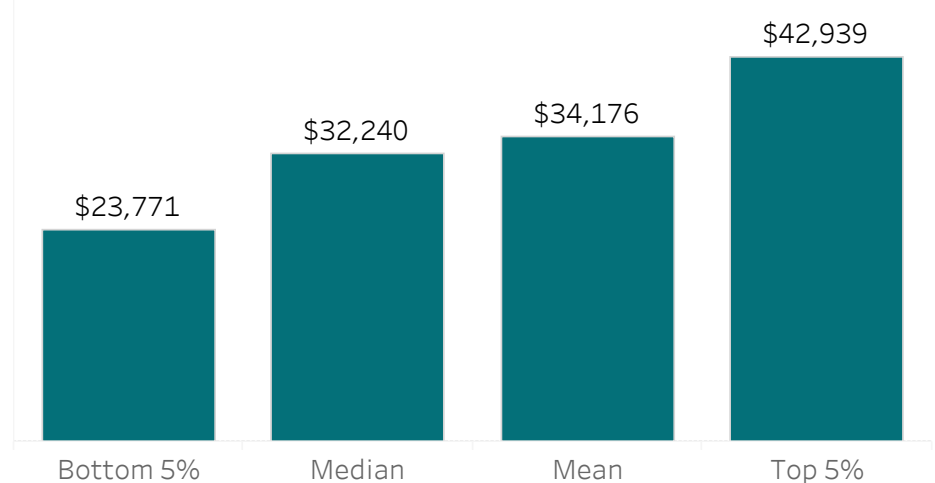
### Three Year Comparison of Employed Respondents

	2014-15	2015-16	2016-17
Number of Graduates	203	98	81
Number of Respondents	69	71	43
Number of Employed Respondents	62	58	40
Percentage of Employed Respondents	90%	82%	93%
Number of Respondents Employed in Training Related Occupations	51	47	31
Percentage of Respondents Employed in Training Related Occupations	74%	66%	72%

### Graduate Activity - 2016-17



### Salary - Last Three Years



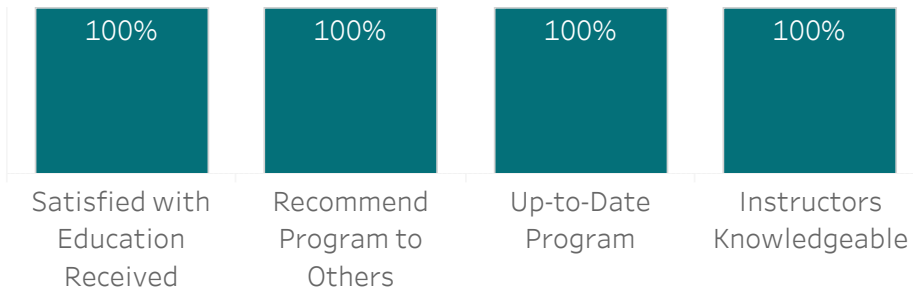


# Administrative Assistant

## Certificate

This program focuses on the administrative and technical skills needed to meet the demands of the current and emerging office environment. The program provides both the theory and practice for success in an entry-level administrative position. After successful completion of the program graduates will be knowledgeable in business office software, administrative procedures, communication, teamwork, and problem-solving.

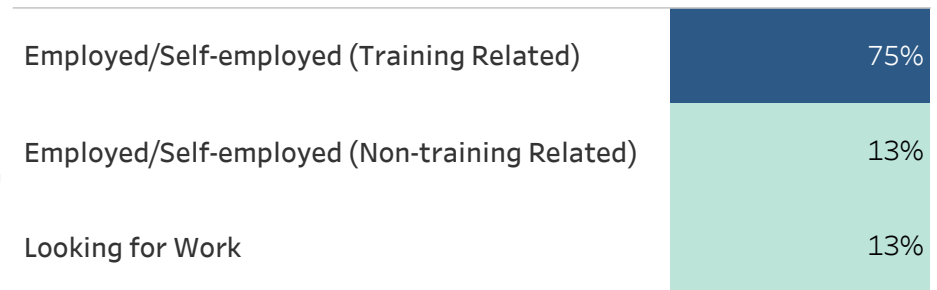
## Satisfaction - 2016-17



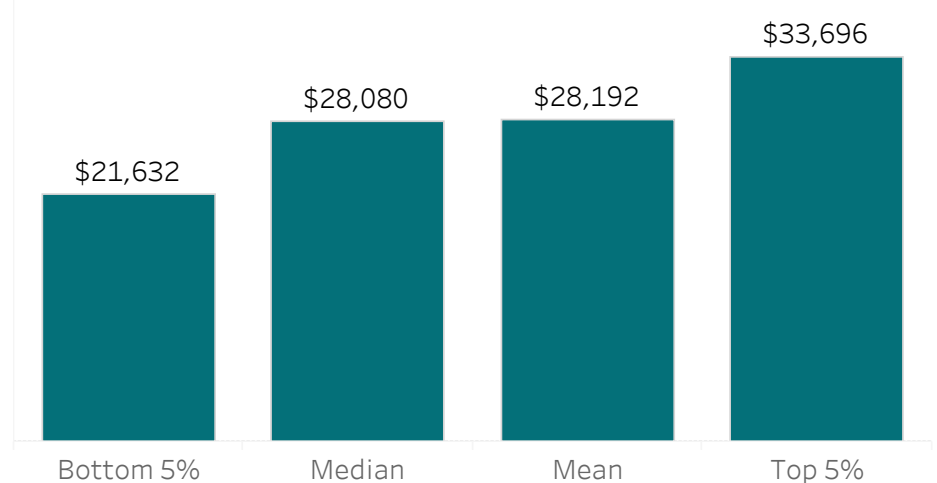
## Three Year Comparison of Employed Respondents

	2014-15	2015-16	2016-17
Number of Graduates	7	15	12
Number of Respondents	5	13	8
Number of Employed Respondents	5	10	7
Percentage of Employed Respondents	100%	77%	88%
Number of Respondents Employed in Training Related Occupations	3	8	6
Percentage of Respondents Employed in Training Related Occupations	60%	62%	75%

## Graduate Activity - 2016-17



## Salary - Last Three Years

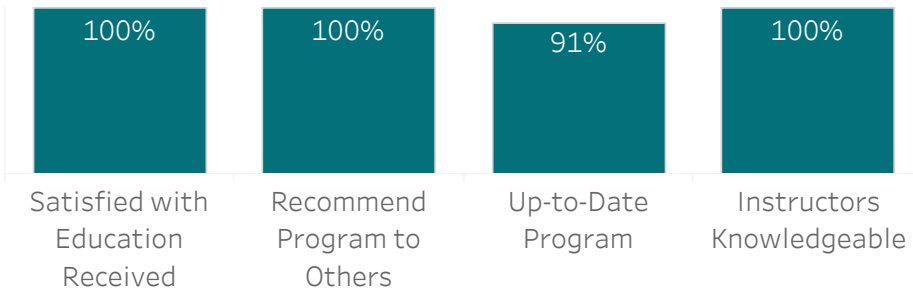


# Educational Assistant Certificate

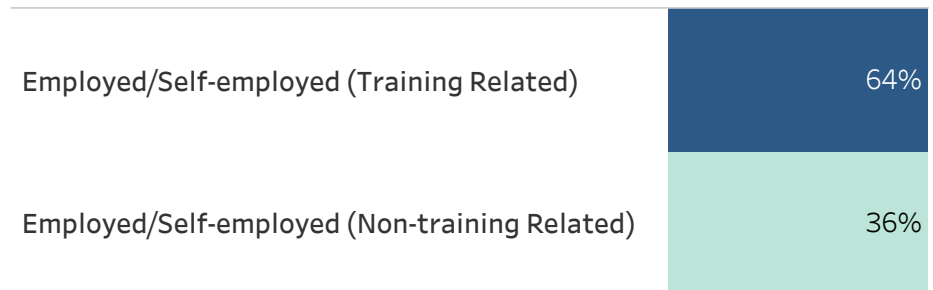
## Certificate

Graduates of this program are prepared for a career working with students in an educational setting to support the work of the teachers and clinicians. There is a focus on a variety of relevant topics ranging from inclusive education and learner characteristics to supporting the learning environment, managing behavior, and professionalism.

## Satisfaction - 2016-17



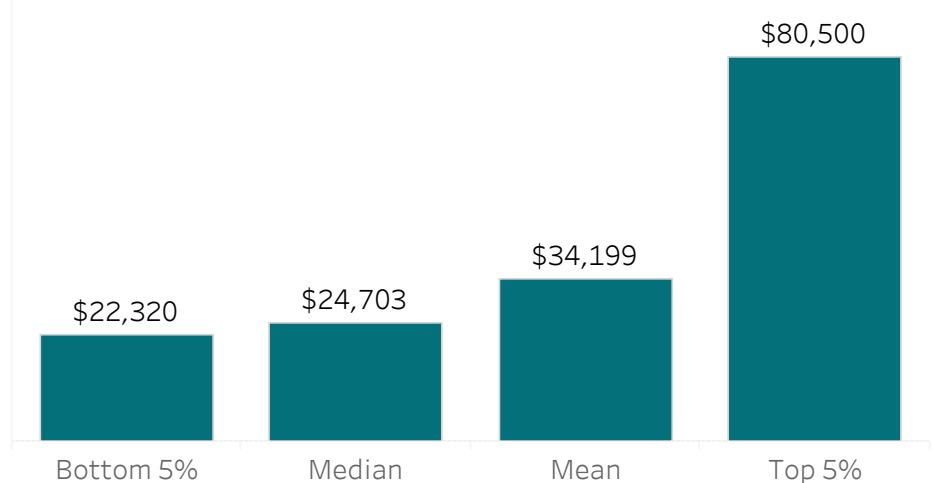
## Graduate Activity - 2016-17



## Three Year Comparison of Employed Respondents

	2014-15	2015-16	2016-17
Number of Graduates	92	16	14
Number of Respondents	6	13	11
Number of Employed Respondents	5	13	11
Percentage of Employed Respondents	83%	100%	100%
Number of Respondents Employed in Training Related Occupations	1	9	7
Percentage of Respondents Employed in Training Related Occupations	17%	69%	64%

## Salary - Last Three Years

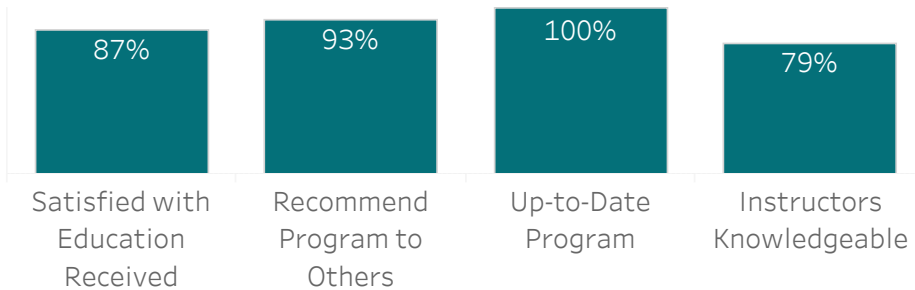


# Health Care Aide

## Certificate

This program develops the knowledge and skills needed to become a health care worker who, under the supervision of a nurse, assists hospital patients, personal care home residents, or home care clients. Health care aides help people to remain independent by assisting them with their physical, emotional, and social needs and their daily activities.

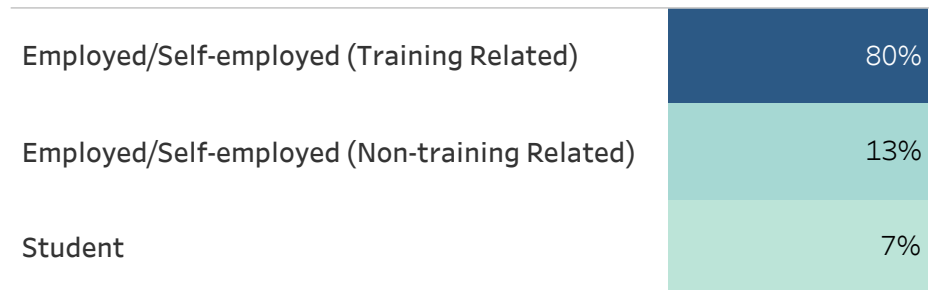
## Satisfaction - 2016-17



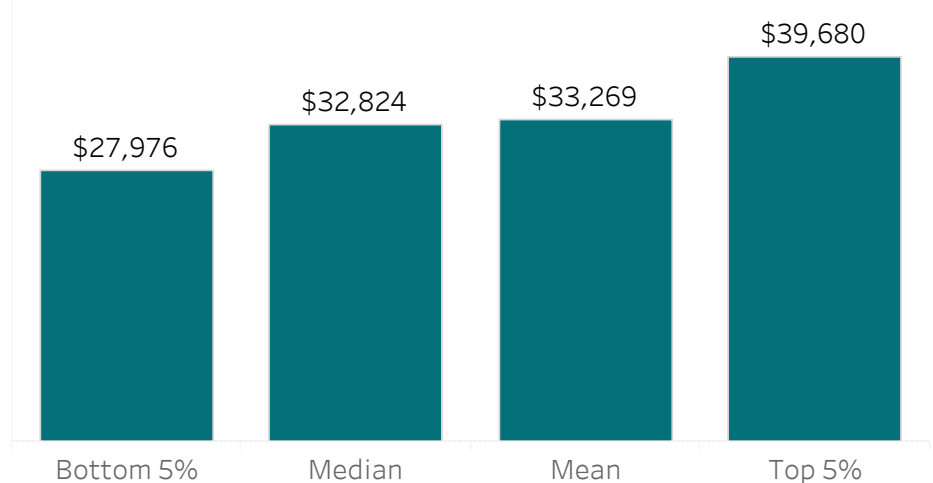
## Three Year Comparison of Employed Respondents

	2014-15	2015-16	2016-17
Number of Graduates	31	43	38
Number of Respondents	18	30	15
Number of Employed Respondents	15	22	14
Percentage of Employed Respondents	83%	73%	93%
Number of Respondents Employed in Training Related Occupations	14	19	12
Percentage of Respondents Employed in Training Related Occupations	78%	63%	80%

## Graduate Activity - 2016-17



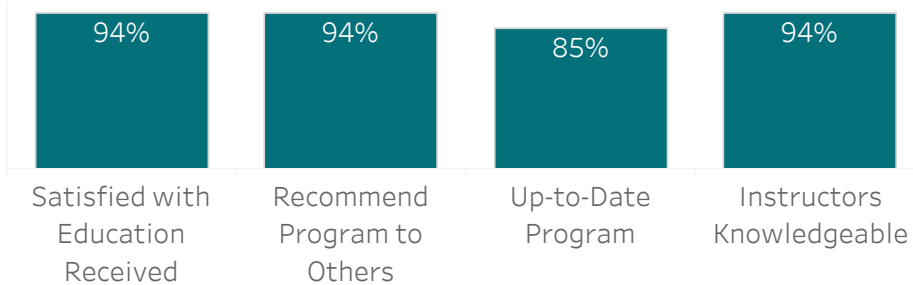
## Salary - Last Three Years



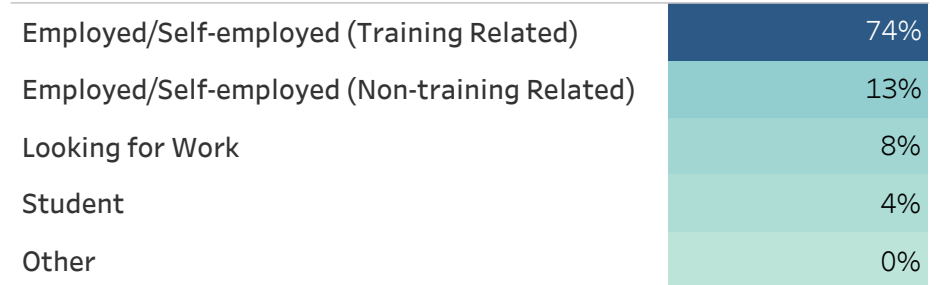
# All Programs in Skilled Trades & Technology

Skilled Trades & Technology comprises six divisions: Civil Engineering Technology, Construction Trades, Electrical/Electronics and Electrical, Mechanical & Manufacturing, Stevenson Aviation & Aerospace Training, and Transportation & Heavy Apprenticeship Trades. The School provides trades, technology, and apprenticeship education and occupational training to support the Manitoba economy and infrastructure at certificate, diploma, post diploma, and degree levels.

## Satisfaction - 2016-17



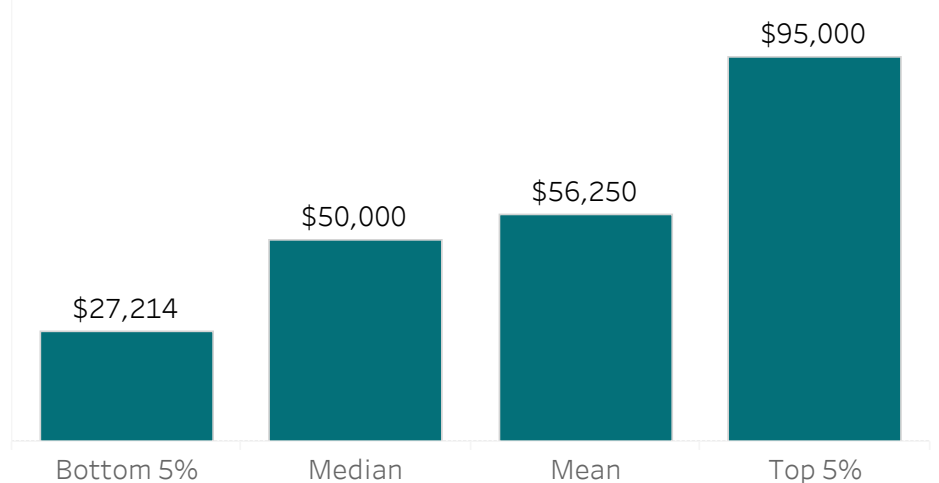
## Graduate Activity - 2016-17



## Three Year Comparison of Employed Respondents

	2014-15	2015-16	2016-17
Number of Graduates	1,561	1,713	1,897
Number of Respondents	672	753	654
Number of Employed Respondents	565	641	570
Percentage of Employed Respondents	84%	85%	87%
Number of Respondents Employed in Training Related Occupations	475	526	484
Percentage of Respondents Employed in Training Related Occupations	71%	70%	74%

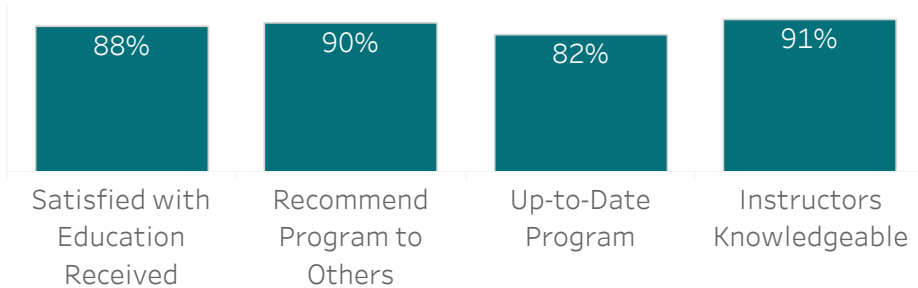
## Salary - Last Three Years



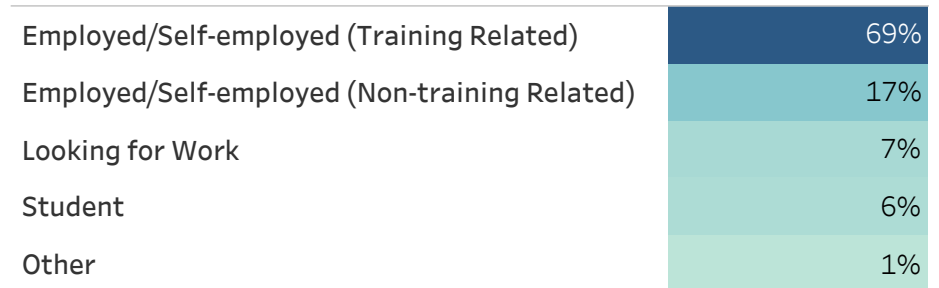
## All Programs in Civil Engineering Technology

Students in Civil Engineering programs learn about the design, construction, and maintenance of physical and naturally built environments, such as, roads, water supply, infrastructure projects and systems.

Satisfaction - 2016-17



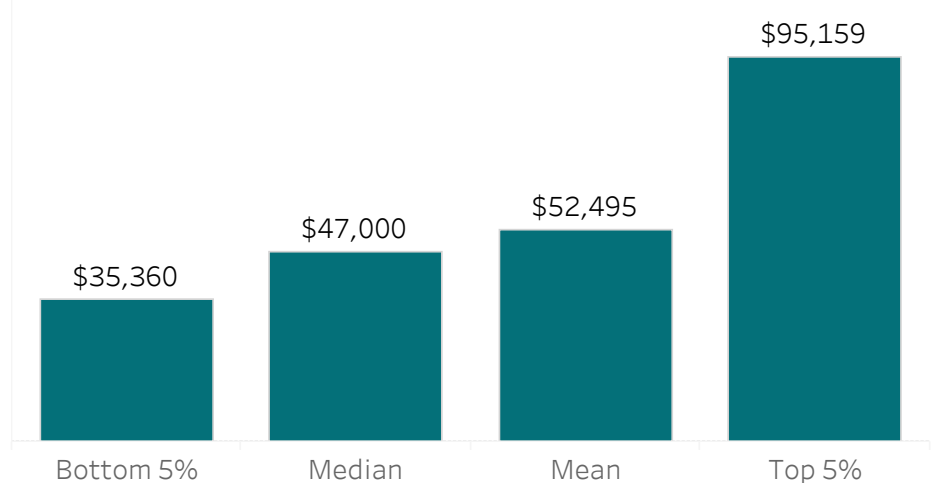
Graduate Activity - 2016-17



Three Year Comparison of Employed Respondents

	2014-15	2015-16	2016-17
Number of Graduates	176	177	148
Number of Respondents	106	106	72
Number of Employed Respondents	90	96	62
Percentage of Employed Respondents	85%	91%	86%
Number of Respondents Employed in Training Related Occupations	87	88	50
Percentage of Respondents Employed in Training Related Occupations	82%	83%	69%

Salary - Last Three Years

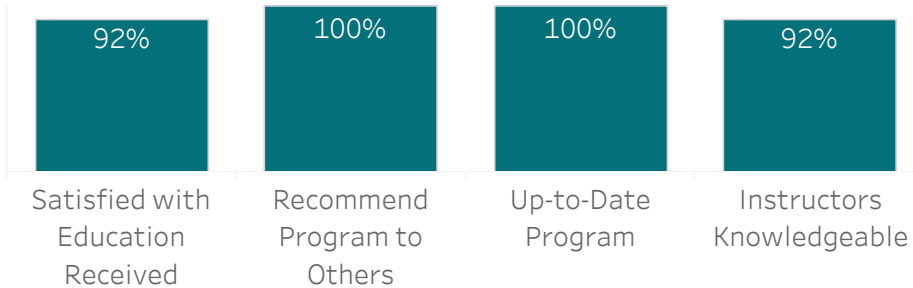


# Architectural/Engineering Technology

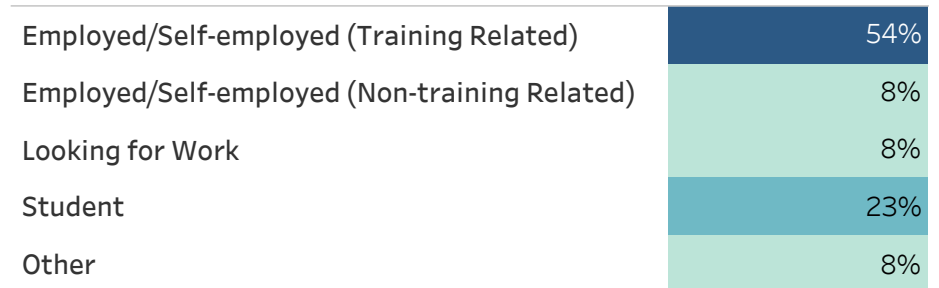
## Diploma

This program trains students in the principles and applications of engineering and architectural construction systems. This is a Co-operative Education program that integrates related on-the-job training with classroom theory by alternating terms of paid employment and academic study. Graduates can find careers in architectural systems & design, building systems engineering & design, computer assisted design and drafting, site inspection and supervision, construction administration and project management, technical sales and support, and building sciences and environmental systems. Note: A preliminary year of Civil Engineering Technology studies is required.

## Satisfaction - 2016-17



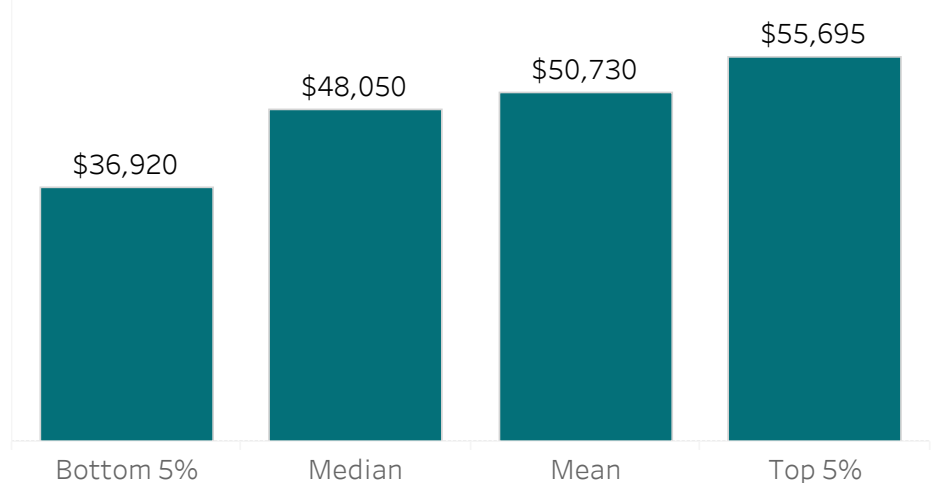
## Graduate Activity - 2016-17



## Three Year Comparison of Employed Respondents

	2014-15	2015-16	2016-17
Number of Graduates	15	21	19
Number of Respondents	11	14	13
Number of Employed Respondents	10	13	8
Percentage of Employed Respondents	91%	93%	62%
Number of Respondents Employed in Training Related Occupations	9	12	7
Percentage of Respondents Employed in Training Related Occupations	82%	86%	54%

## Salary - Last Three Years

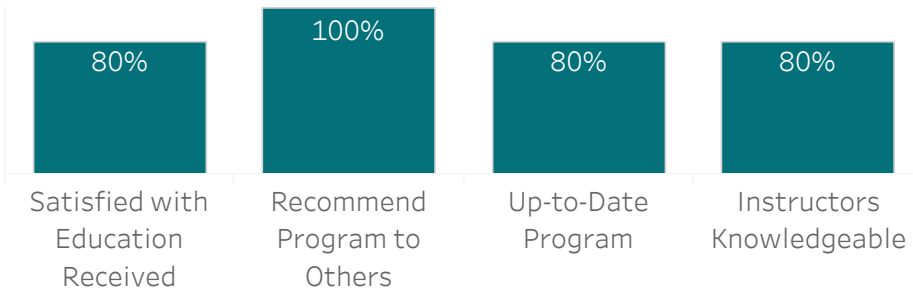


# Building Design Technology

## Diploma

This program equips students with expertise in the latest technologies related to engineering construction systems. This is a Co-operative Education program that integrates related on-the-job training with classroom theory by alternating terms of paid employment and academic study. Graduates are prepared for careers in CAD (computer aided drafting), design and construction of building systems, site inspection and supervision, contract administration and project coordination, technical sales and support, and building sciences. Note: A preliminary year of Civil Engineering Technology studies is required.

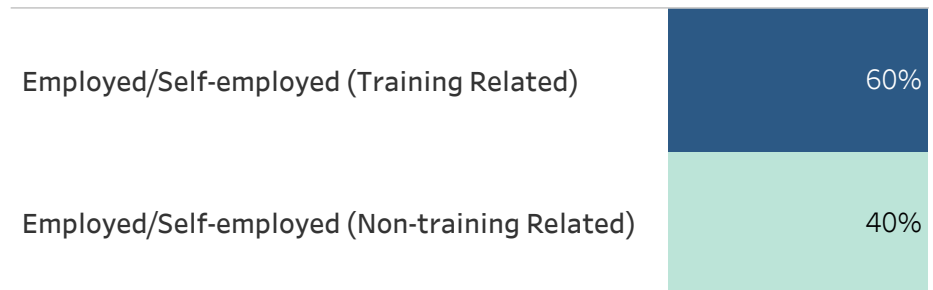
## Satisfaction - 2016-17



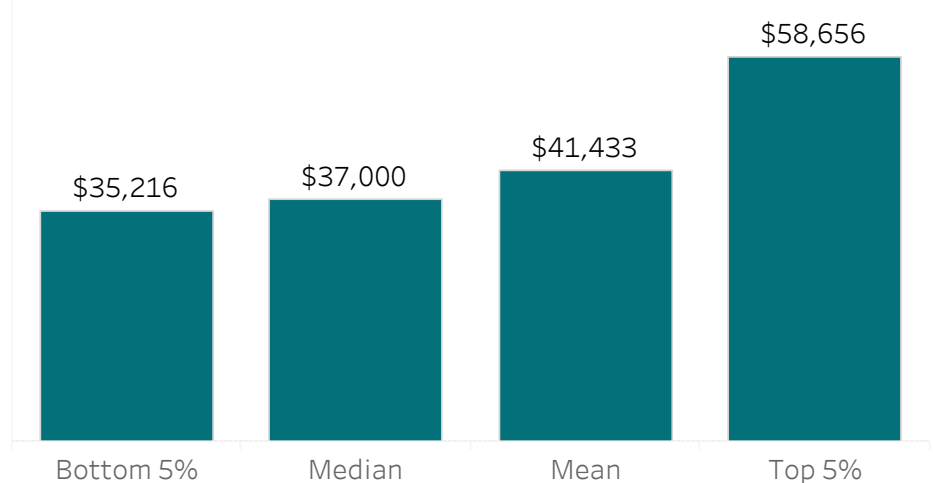
## Three Year Comparison of Employed Respondents

	2014-15	2015-16	2016-17
Number of Graduates	9	13	10
Number of Respondents	6	8	5
Number of Employed Respondents	5	8	5
Percentage of Employed Respondents	83%	100%	100%
Number of Respondents Employed in Training Related Occupations	4	7	3
Percentage of Respondents Employed in Training Related Occupations	67%	88%	60%

## Graduate Activity - 2016-17



## Salary - Last Three Years

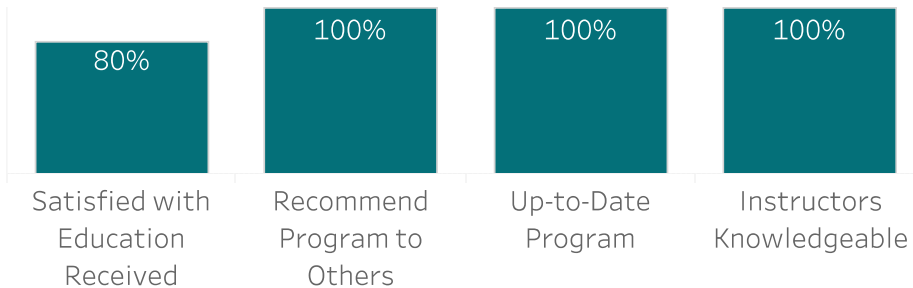


# Construction Management

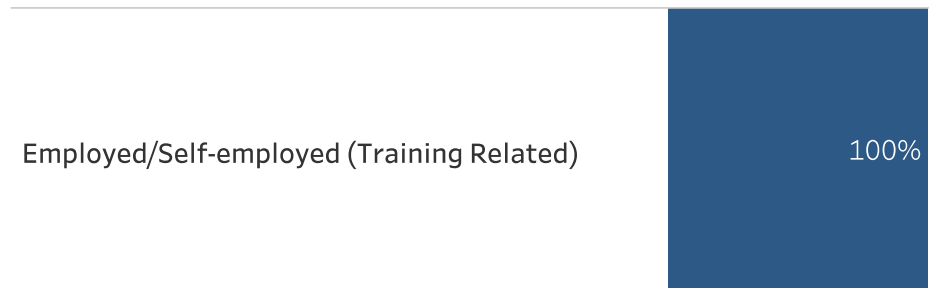
## Degree

This degree program focuses on the management skills needed in heavy, industrial and commercial, and residential construction. Students learn how to work effectively in all construction management settings. Program learning outcomes comply with codes, laws, and regulations while respecting sustainable environmental practices. This is a Co-operative Education program that integrates related on-the-job training with classroom theory by alternating terms of paid employment and academic study.

Satisfaction - 2016-17



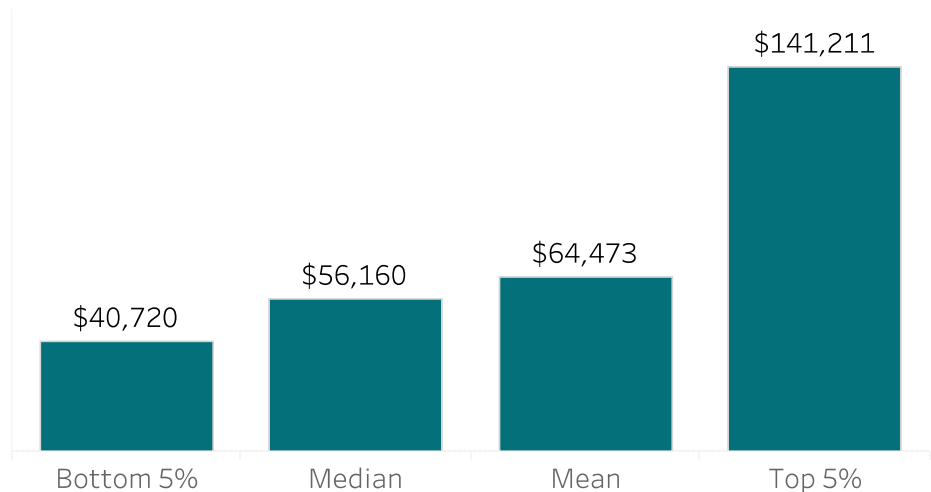
Graduate Activity - 2016-17



Three Year Comparison of Employed Respondents

	2014-15	2015-16	2016-17
Number of Graduates	25	22	23
Number of Respondents	13	16	5
Number of Employed Respondents	13	16	5
Percentage of Employed Respondents	100%	100%	100%
Number of Respondents Employed in Training Related Occupations	12	16	5
Percentage of Respondents Employed in Training Related Occupations	92%	100%	100%

Salary - Last Three Years



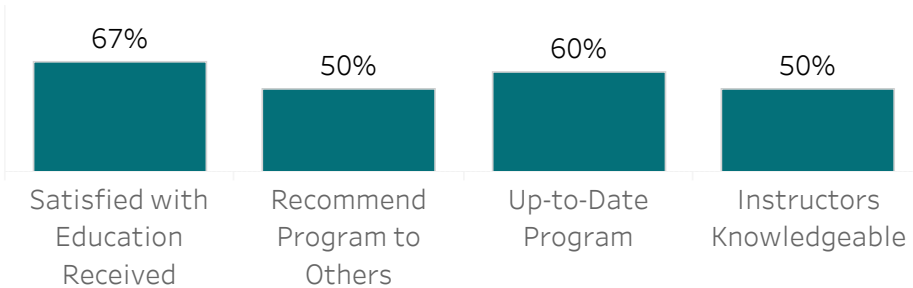


# Geographic Information Systems Technology

## Post-Graduate Diploma

This program provides technologists and other persons with technical and conceptual skills in the design, development, and implementation of Geographic Information Systems (GIS). The program consists of four themes: data collection, data management and manipulation, geospatial data analysis and geospatial logic, and cartographic principles and design. Graduates have found employment in municipal agencies, resource industries and utilities organizations.

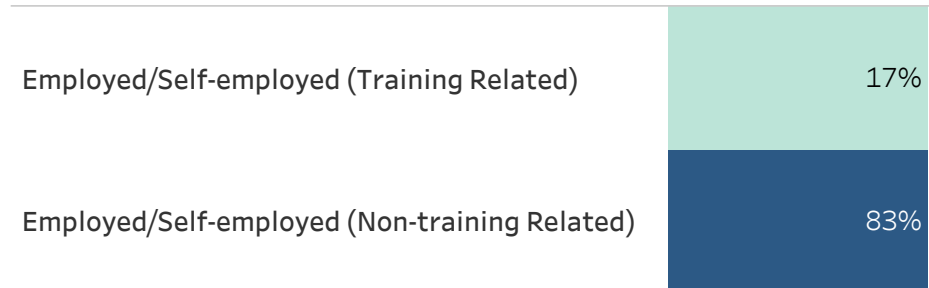
## Satisfaction - 2016-17



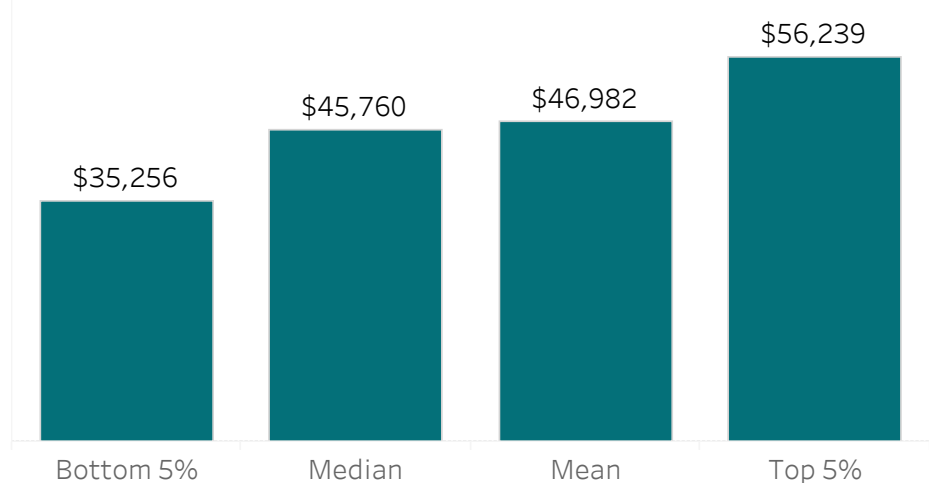
## Three Year Comparison of Employed Respondents

	2014-15	2015-16	2016-17
Number of Graduates	10	7	11
Number of Respondents	7	6	6
Number of Employed Respondents	2	5	6
Percentage of Employed Respondents	29%	83%	100%
Number of Respondents Employed in Training Related Occupations	2	4	1
Percentage of Respondents Employed in Training Related Occupations	29%	67%	17%

## Graduate Activity - 2016-17



## Salary - Last Three Years

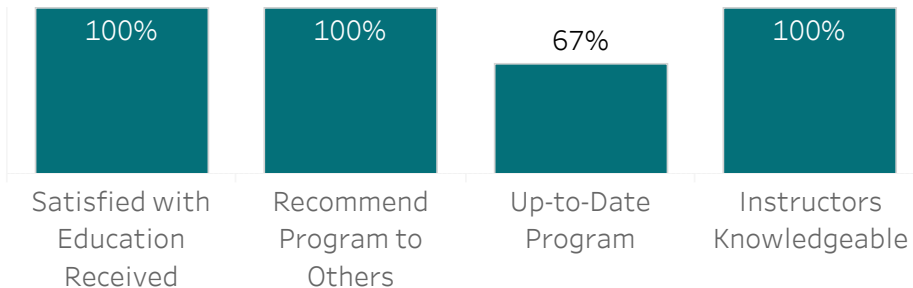


# Geomatics Technology

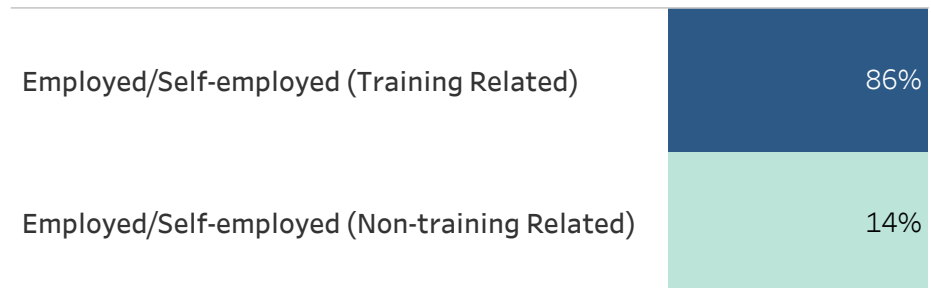
## Diploma

This program provides training in the principles and applications of surveying. Graduates have the skills needed for careers in construction layout of civil works; CAD surveying applications, mapping and digital photogrammetry, land survey measurements in GPS and Total Station technologies, engineering or land survey field crew and site supervision, and technical sales and support. This is a Co-operative Education program that integrates related on-the-job training with classroom theory by alternating terms of paid employment and academic study. Note: A preliminary year of Civil Engineering Technology studies is required.

## Satisfaction - 2016-17



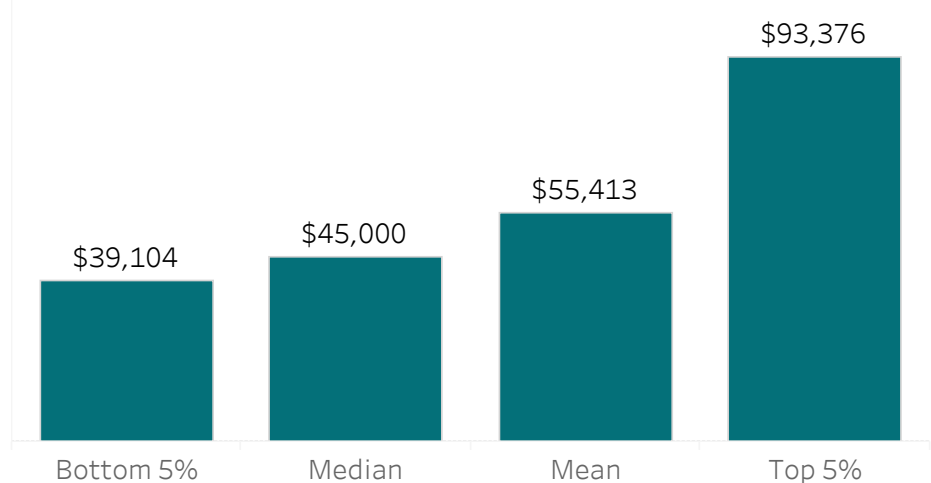
## Graduate Activity - 2016-17



## Three Year Comparison of Employed Respondents

	2014-15	2015-16	2016-17
Number of Graduates	12	14	19
Number of Respondents	9	9	7
Number of Employed Respondents	9	8	7
Percentage of Employed Respondents	100%	89%	100%
Number of Respondents Employed in Training Related Occupations	9	8	6
Percentage of Respondents Employed in Training Related Occupations	100%	89%	86%

## Salary - Last Three Years

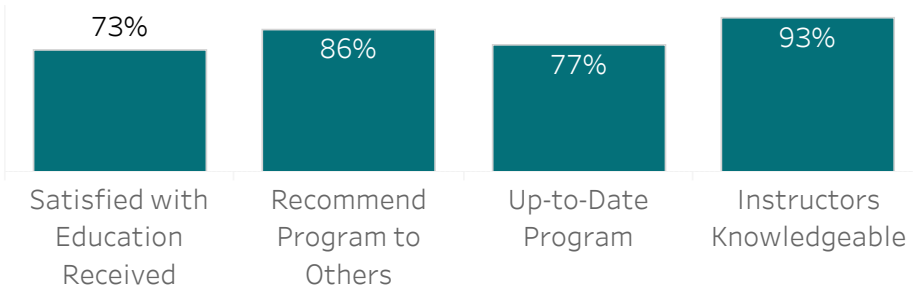


# Municipal Engineering Technology

## Diploma

This program develops the knowledge and skills needed for municipal design and construction. It includes a Co-operative Education option that integrates related on-the-job training with classroom theory by alternating terms of paid employment and academic study. Graduates work in careers in design and construction of civil works and municipal infrastructure; computer assisted design and drafting; project inspection, testing, and supervision; construction administration and project management; and technical sales and support. Note: A preliminary year of Civil Engineering Technology studies is required.


### Satisfaction - 2016-17



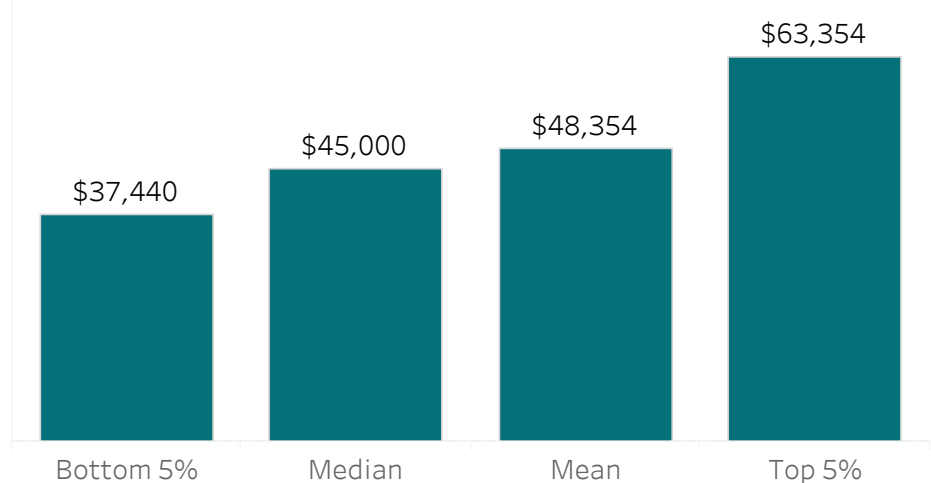
### Three Year Comparison of Employed Respondents

	2014-15	2015-16	2016-17
Number of Graduates	44	38	23
Number of Respondents	26	24	15
Number of Employed Respondents	23	24	12
Percentage of Employed Respondents	88%	100%	80%
Number of Respondents Employed in Training Related Occupations	23	22	12
Percentage of Respondents Employed in Training Related Occupations	88%	92%	80%

### Graduate Activity - 2016-17



### Salary - Last Three Years

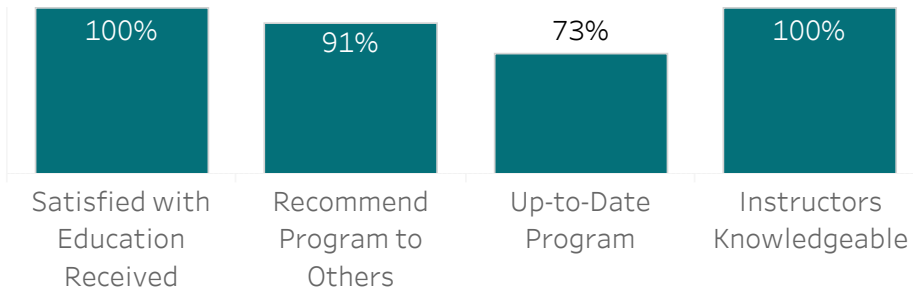


# Structural Engineering Technology

## Diploma

Students acquire knowledge and skills for careers in design and construction of building systems, computer-assisted design and drafting, site inspection, testing and supervision, construction administration and project management, and technical sales and support. This is a Co-operative Education program that integrates related on-the-job training with classroom theory by alternating terms of paid employment and academic study. Note: A preliminary year of Civil Engineering Technology studies is required.

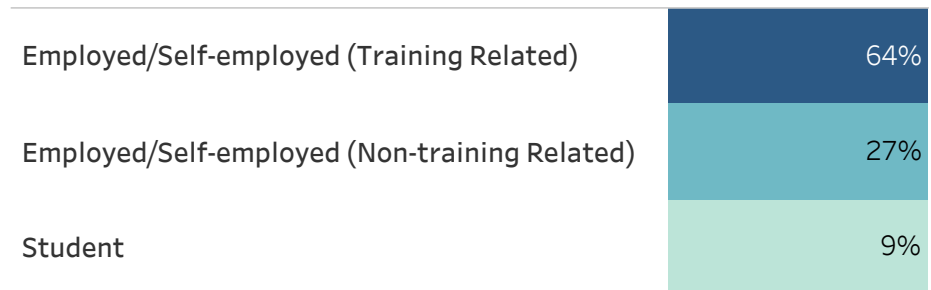
## Satisfaction - 2016-17



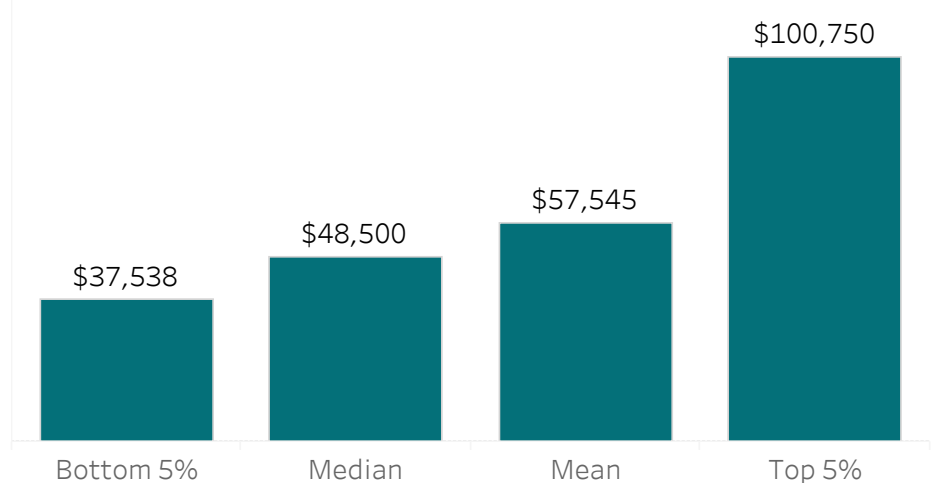
## Three Year Comparison of Employed Respondents

	2014-15	2015-16	2016-17
Number of Graduates	24	35	23
Number of Respondents	14	16	11
Number of Employed Respondents	13	10	10
Percentage of Employed Respondents	93%	63%	91%
Number of Respondents Employed in Training Related Occupations	13	9	7
Percentage of Respondents Employed in Training Related Occupations	93%	56%	64%

## Graduate Activity - 2016-17



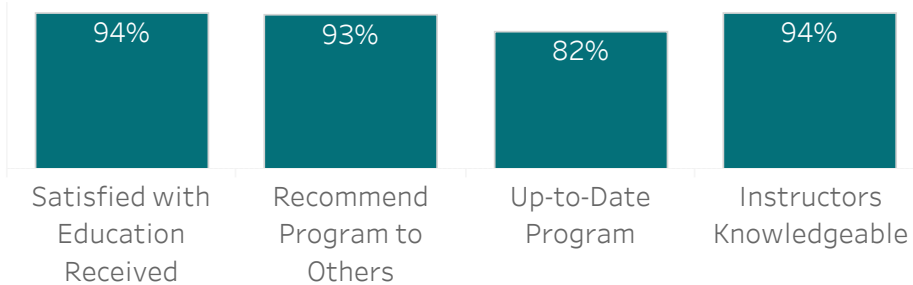
## Salary - Last Three Years



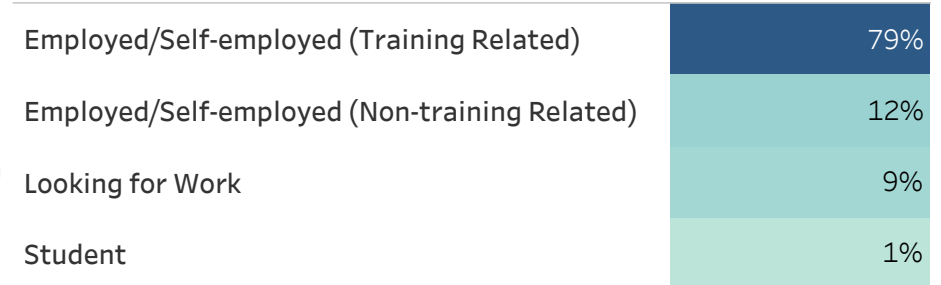
## All Programs in Construction Trades

The programs in this division provide students with training in trades related the carpentry, plumbing, and refrigeration industry.

### Satisfaction - 2016-17



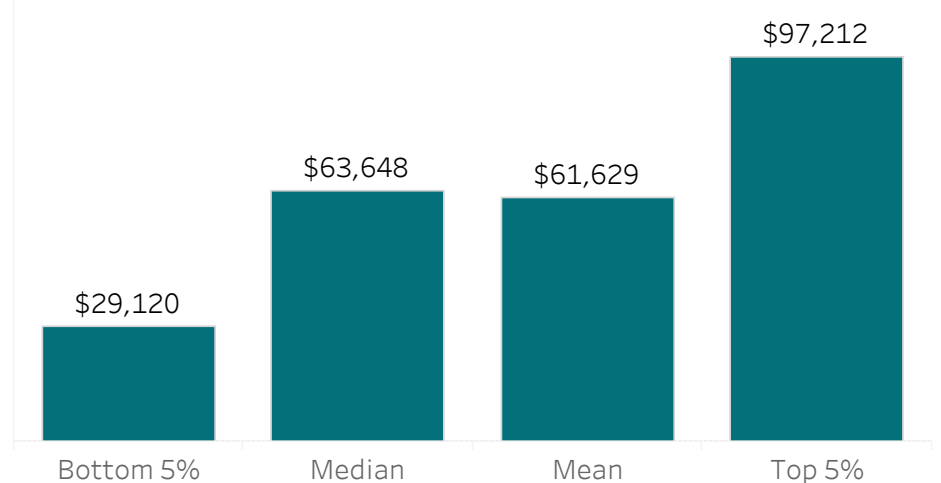
### Graduate Activity - 2016-17



### Three Year Comparison of Employed Respondents

	2014-15	2015-16	2016-17
Number of Graduates	442	535	646
Number of Respondents	155	198	163
Number of Employed Respondents	129	168	148
Percentage of Employed Respondents	83%	85%	91%
Number of Respondents Employed in Training Related Occupations	112	140	129
Percentage of Respondents Employed in Training Related Occupations	72%	71%	79%

### Salary - Last Three Years

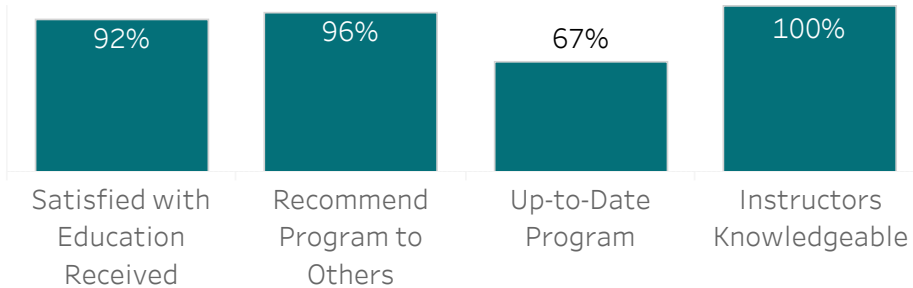


# App Carpenter


## Diploma

Carpenters work on a wide variety of tasks associated with building and repairing whole, or parts of, buildings and other structures made of wood, wood substitutes, steel and other materials. Working in all areas of both the private and commercial construction industries, as well as in maintenance and renovations, carpenters crib basements, build house frameworks, walls, roofs and exterior finishes, and install doors, windows, flooring, cabinets, stairs, handrails, panelling, moulding and ceiling tiles. They are also responsible for building concrete forms, scaffolding, bridges, trestles, tunnels, shelters, towers and other structures.

### Satisfaction - 2016-17



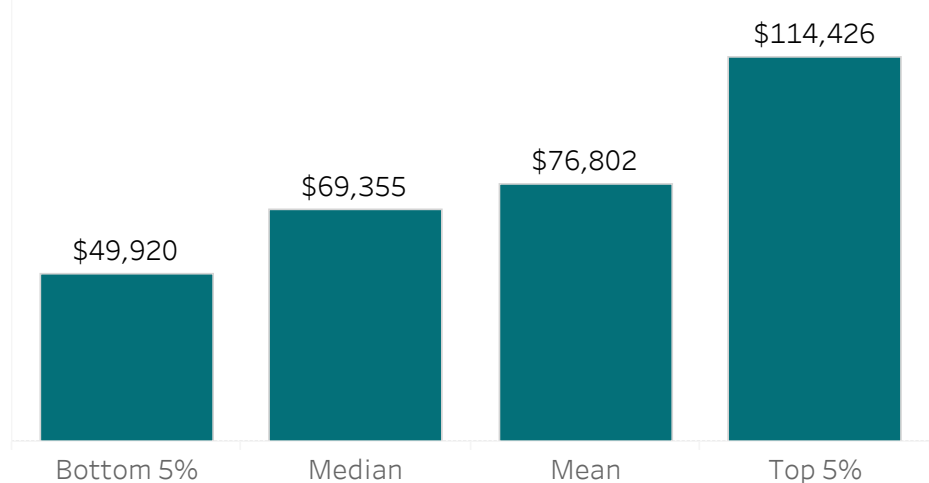
### Graduate Activity - 2016-17



### Three Year Comparison of Employed Respondents

	2014-15	2015-16	2016-17
Number of Graduates	77	112	110
Number of Respondents	20	44	24
Number of Employed Respondents	19	41	22
Percentage of Employed Respondents	95%	93%	92%
Number of Respondents Employed in Training Related Occupations	18	40	22
Percentage of Respondents Employed in Training Related Occupations	90%	91%	92%

### Salary - Last Three Years

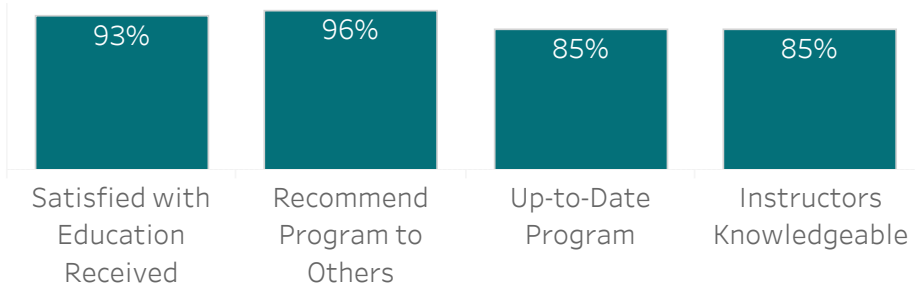


# App Common Core Domestic Gasfitter B

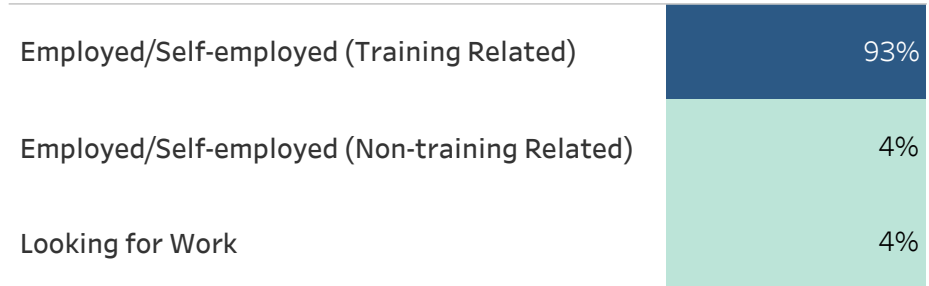
## Certificate

Gasfitters install, inspect, repair and maintain gas lines and gas equipment such as meters, regulators, heating units and appliances in residential, commercial and industrial establishments. This also includes testing and replacing defective equipment, attending to gas-escape calls and assisting in the investigation of gas fires and explosions, advising clients on safety features and maintenance of gas units, converting cars or appliances to use natural gas fuels, preparing work reports, reading and interpreting drawings and blueprints. Gasfitters are employed by gas utility companies and gas servicing companies and also work in new home building and renovation, heavy industrial, and institutional and commercial construction sectors.

## Satisfaction - 2016-17



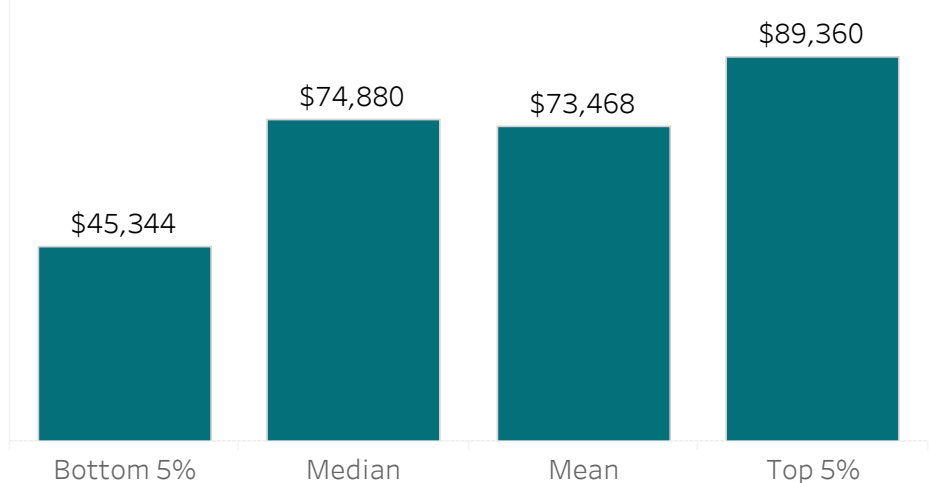
## Graduate Activity - 2016-17



## Three Year Comparison of Employed Respondents

	2014-15	2015-16	2016-17
Number of Graduates	52	42	101
Number of Respondents	16	13	27
Number of Employed Respondents	15	12	26
Percentage of Employed Respondents	94%	92%	96%
Number of Respondents Employed in Training Related Occupations	15	12	25
Percentage of Respondents Employed in Training Related Occupations	94%	92%	93%

## Salary - Last Three Years

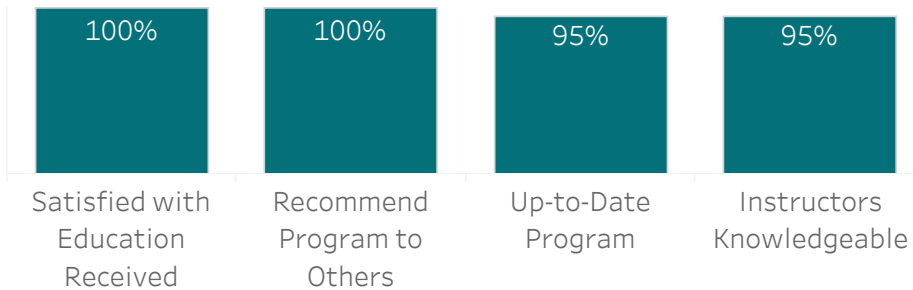


# App Plumber


## Diploma

Plumbers plan, install, maintain, inspect and repair plumbing systems, fixtures, equipment and controls in residential and commercial buildings. Some plumbers install piping systems in new home construction, commercial, industrial and public buildings. Others are experts in the retrofitting, repair and maintenance of existing systems. In smaller communities, plumbers generally do a wider variety of plumbing and related tasks, including installing private sewage disposal systems and potable (drinking) water distribution systems. Plumbers must be able to read blueprints and project specifications to determine the layout for the plumbing and other materials. They may work with pipes made from iron, steel, lead, copper, plastic, glass and cement and need to know the particular characteristics of the substances being carried in the pipes. Construction companies, heating and plumbing contractors, and maintenance departments of plants, factories, governments and schools are all major employers of plumbers.

## Satisfaction - 2016-17



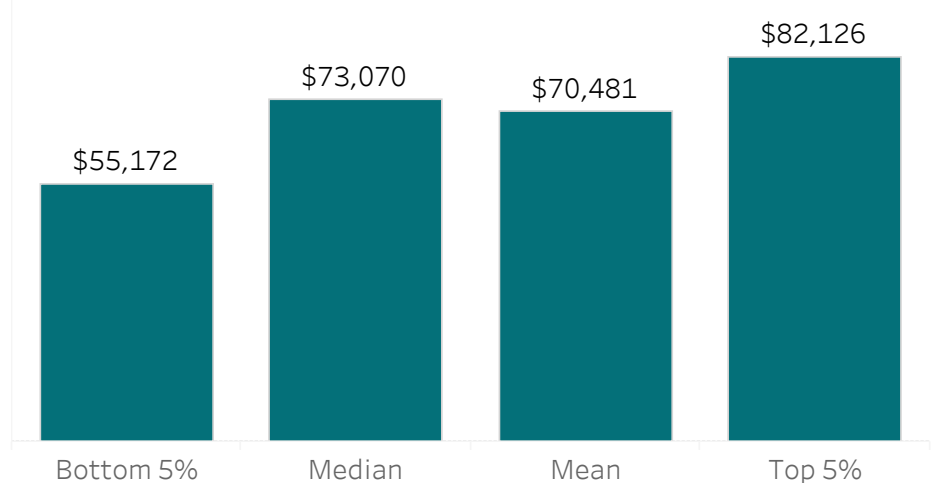
## Graduate Activity - 2016-17



## Three Year Comparison of Employed Respondents

	2014-15	2015-16	2016-17
Number of Graduates	71	80	89
Number of Respondents	20	25	20
Number of Employed Respondents	16	20	18
Percentage of Employed Respondents	80%	80%	90%
Number of Respondents Employed in Training Related Occupations	15	19	18
Percentage of Respondents Employed in Training Related Occupations	75%	76%	90%

## Salary - Last Three Years



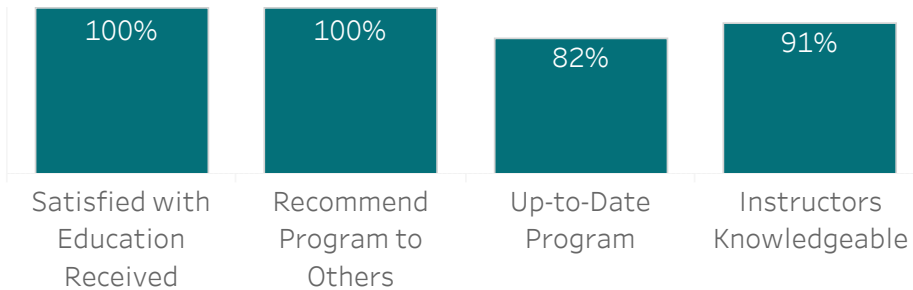


# App Refrigeration & Air Conditioning Mechanic Commercial


## Diploma

In Manitoba, you can train to be a commercial refrigeration and air conditioning mechanic OR a residential refrigeration and air conditioning mechanic. Mechanics in this trade install, repair, service, replace and maintain a variety of air conditioning and heating equipment, as well as ventilation and air exchange systems. Commercial mechanics work in buildings such as apartments, restaurants, hospitals and ice rinks. Residential mechanics work in private residences. Major employers include air conditioning contractors, refrigeration equipment dealers, truck transportation firms and storage warehouses.

### Satisfaction - 2016-17



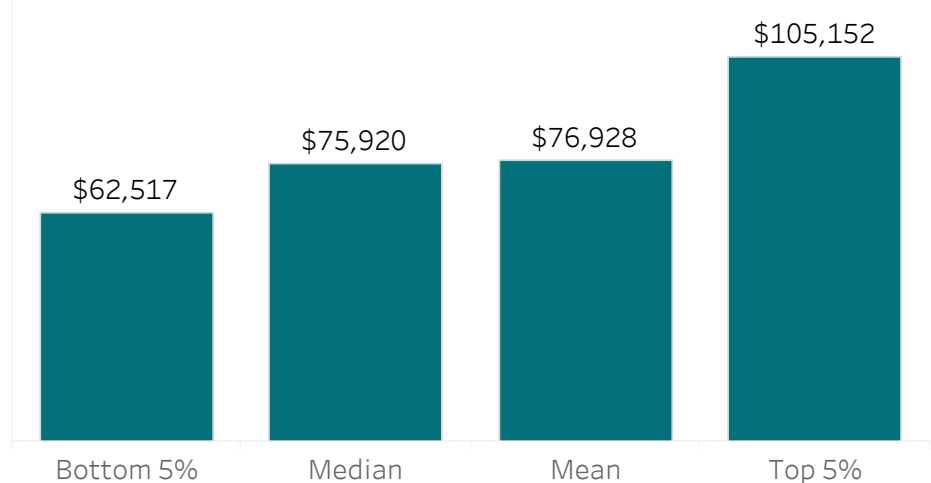
### Graduate Activity - 2016-17



### Three Year Comparison of Employed Respondents

	2014-15	2015-16	2016-17
Number of Graduates	20	32	29
Number of Respondents	4	5	11
Number of Employed Respondents	3	5	11
Percentage of Employed Respondents	75%	100%	100%
Number of Respondents Employed in Training Related Occupations	3	5	11
Percentage of Respondents Employed in Training Related Occupations	75%	100%	100%

### Salary - Last Three Years

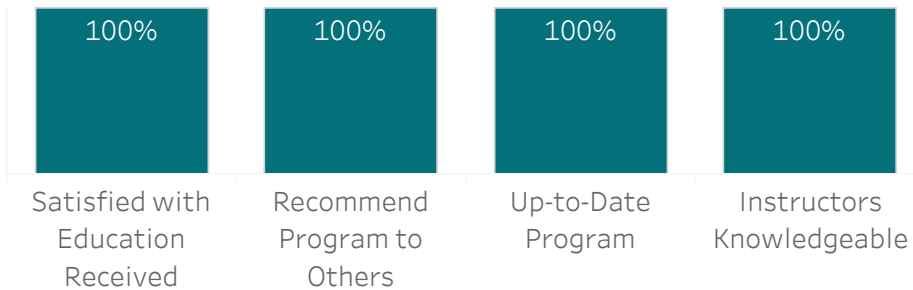


## Cabinetry and Woodworking - Certificate

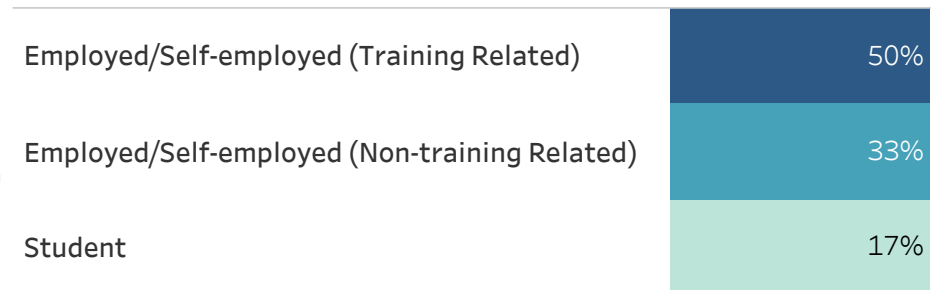
### Certificate

This program equips students with the knowledge and skills needed to work at an entry-level position in a cabinet or millwork shop, working with the tools and materials to build cabinets and furniture. Students learn about the safe operation of tools and equipment used to produce cabinets, furniture, and other wood products. Graduates understand the basics of construction and finishing techniques, materials and hardware, and blueprint reading.

### Satisfaction - 2016-17



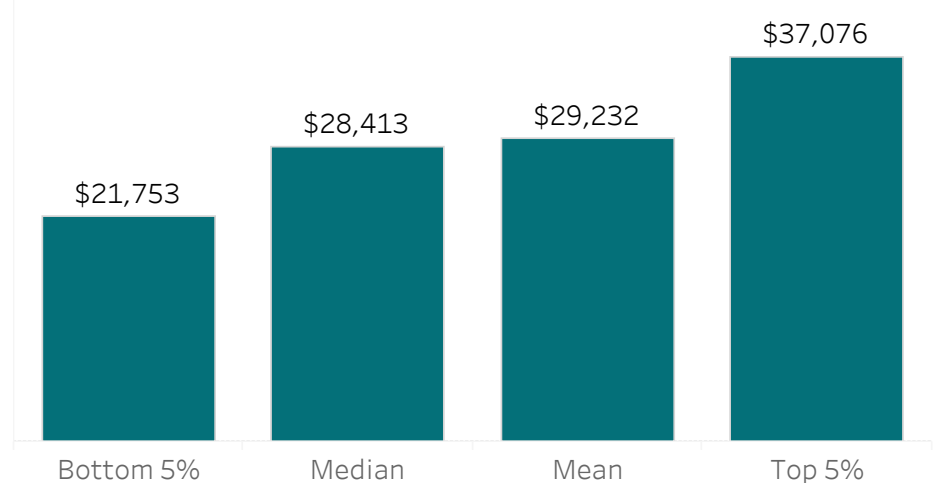
### Graduate Activity - 2016-17



### Three Year Comparison of Employed Respondents

	2014-15	2015-16	2016-17
Number of Graduates	12	15	10
Number of Respondents	4	11	6
Number of Employed Respondents	3	8	5
Percentage of Employed Respondents	75%	73%	83%
Number of Respondents Employed in Training Related Occupations	2	6	3
Percentage of Respondents Employed in Training Related Occupations	50%	55%	50%

### Salary - Last Three Years

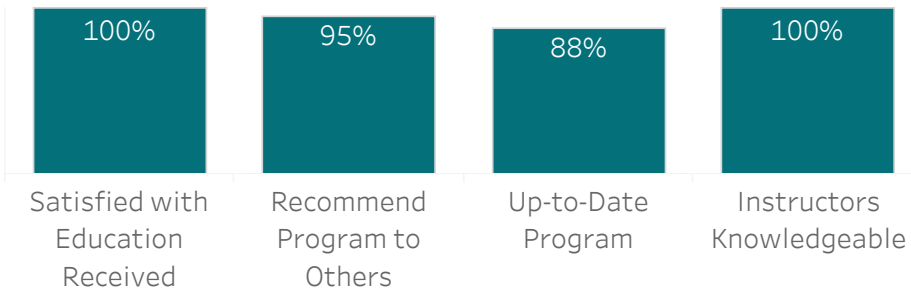


# Carpentry

## Certificate

Students develop a knowledge of woodworking machines, blueprint reading and sketching, and safe working practices and a familiarity with the materials and procedures needed to enter related occupations. Graduates may work in program-related fields across Canada in commercial construction, house building, or factories. This is a not an apprenticeship program, but may provide credit transfer opportunities towards apprenticeship.

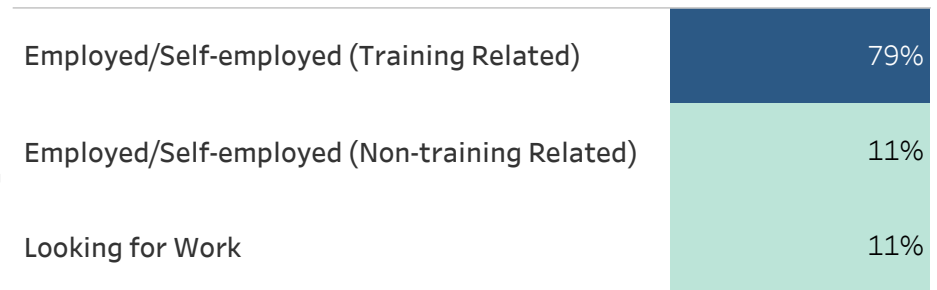
### Satisfaction - 2016-17



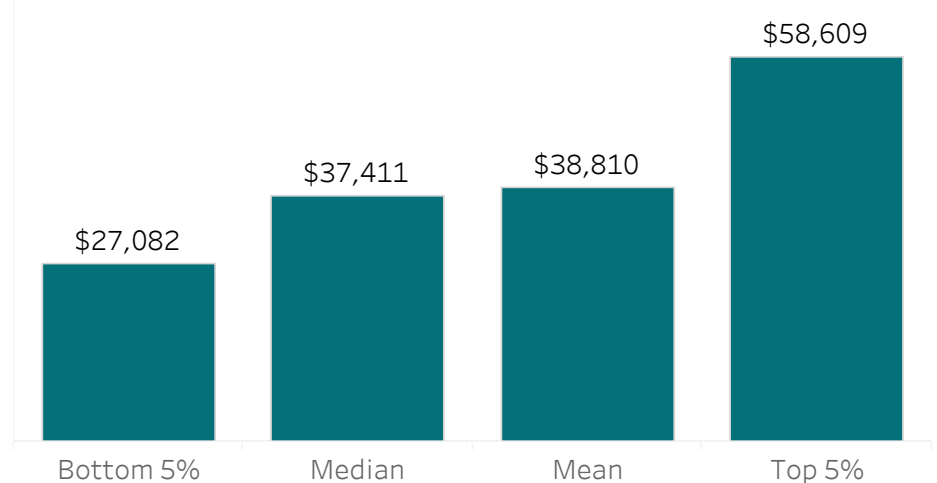
### Three Year Comparison of Employed Respondents

	2014-15	2015-16	2016-17
Number of Graduates	57	70	110
Number of Respondents	27	27	19
Number of Employed Respondents	21	21	17
Percentage of Employed Respondents	78%	78%	89%
Number of Respondents Employed in Training Related Occupations	17	11	15
Percentage of Respondents Employed in Training Related Occupations	63%	41%	79%

### Graduate Activity - 2016-17



### Salary - Last Three Years

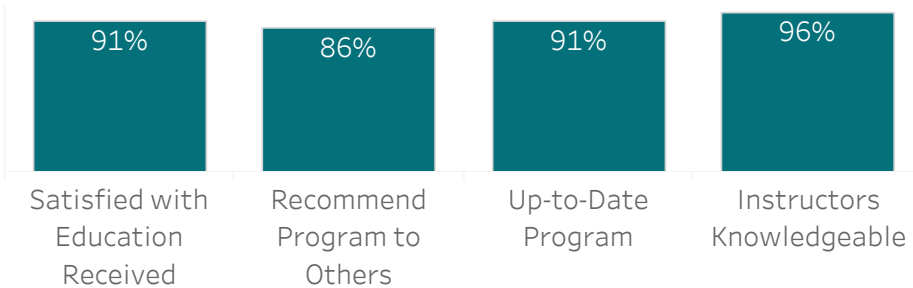


# Plumbing

## Certificate

This program provides the knowledge and skills required to install and repair piping systems in residential and commercial buildings. Graduates find employment with plumbing contractors or in industrial plants as maintenance people. Job opportunities at the journey person level are as plumbers, steamfitters or sprinkler and fireprotection installers. After gaining work experience, graduates may move into positions as supervisors, estimators, plumbing contractors and building inspectors.

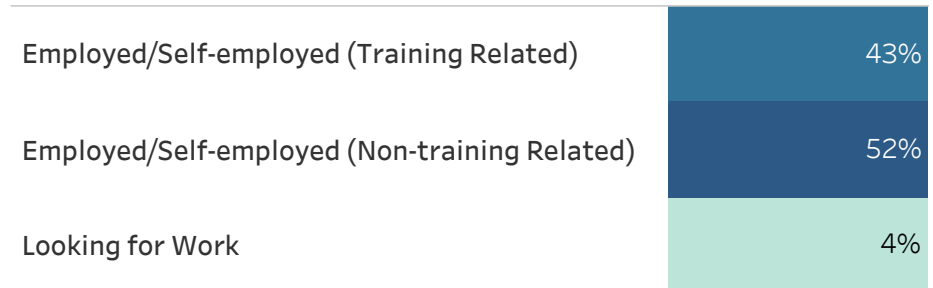
## Satisfaction - 2016-17



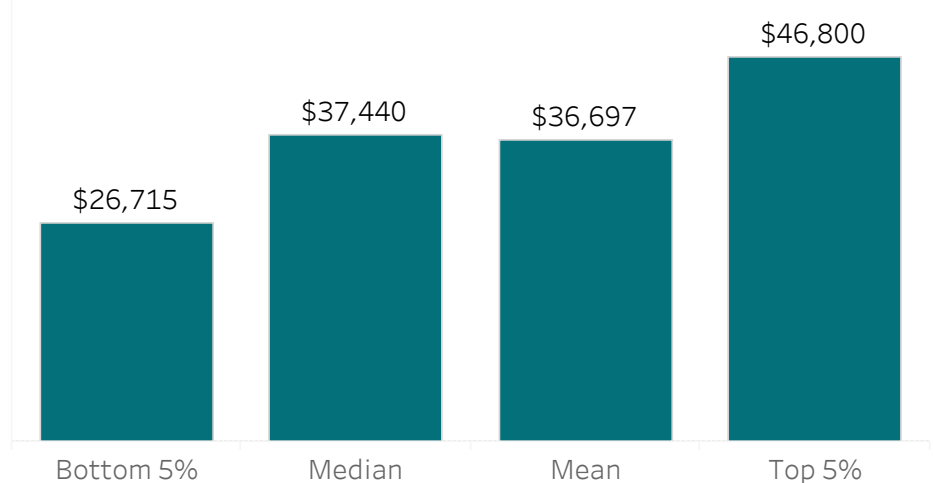
## Three Year Comparison of Employed Respondents

	2014-15	2015-16	2016-17
Number of Graduates	53	57	65
Number of Respondents	23	28	23
Number of Employed Respondents	18	24	22
Percentage of Employed Respondents	78%	86%	96%
Number of Respondents Employed in Training Related Occupations	11	12	10
Percentage of Respondents Employed in Training Related Occupations	48%	43%	43%

## Graduate Activity - 2016-17



## Salary - Last Three Years

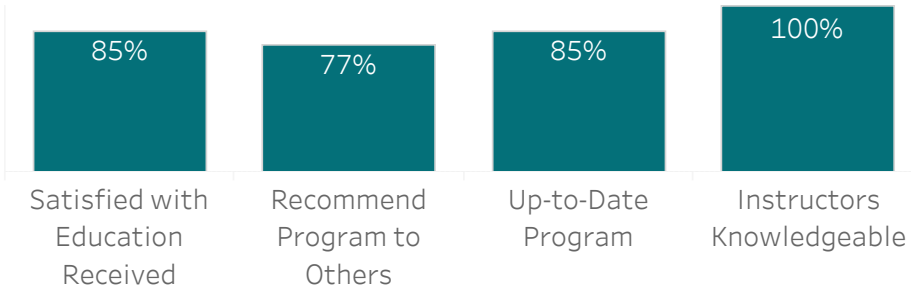


# Refrigeration & Air Conditioning Technician

## Certificate

This program provides both theoretical and practical knowledge of refrigeration systems, air conditioning, piping, welding and electrical wiring. Special emphasis is placed on safety regulations as they pertain to using, reusing, recycling, recovering, and reclaiming HCFC and HFC refrigerants as well as the safe handling and disposal of chlorofluorocarbons (CFCs). Refrigeration and air conditioning technicians or mechanics install, repair, service, and design residential, commercial, and industrial HVAC/R (heating, ventilation, air conditioning, refrigeration) equipment.

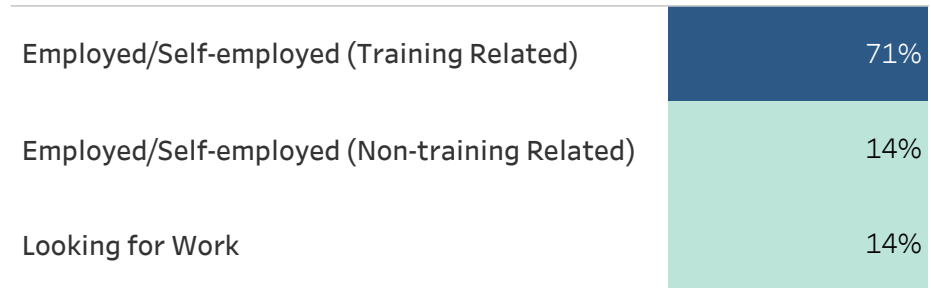
## Satisfaction - 2016-17



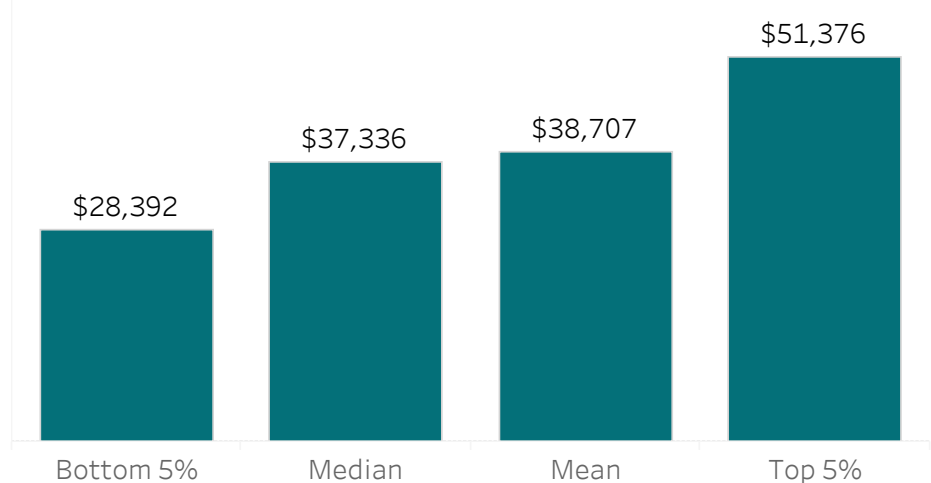
## Three Year Comparison of Employed Respondents

	2014-15	2015-16	2016-17
Number of Graduates	29	29	32
Number of Respondents	13	14	14
Number of Employed Respondents	10	8	12
Percentage of Employed Respondents	77%	57%	86%
Number of Respondents Employed in Training Related Occupations	7	7	10
Percentage of Respondents Employed in Training Related Occupations	54%	50%	71%

## Graduate Activity - 2016-17



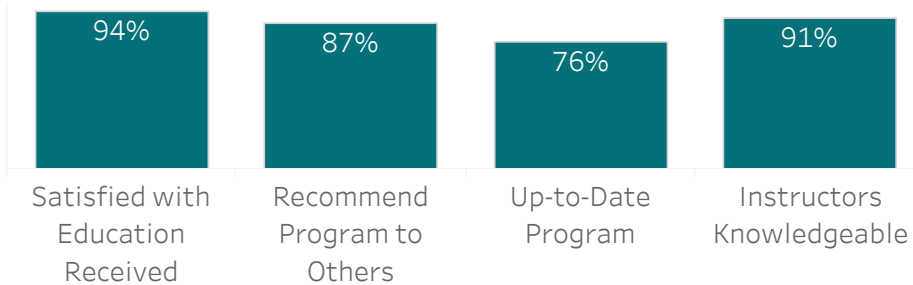
## Salary - Last Three Years



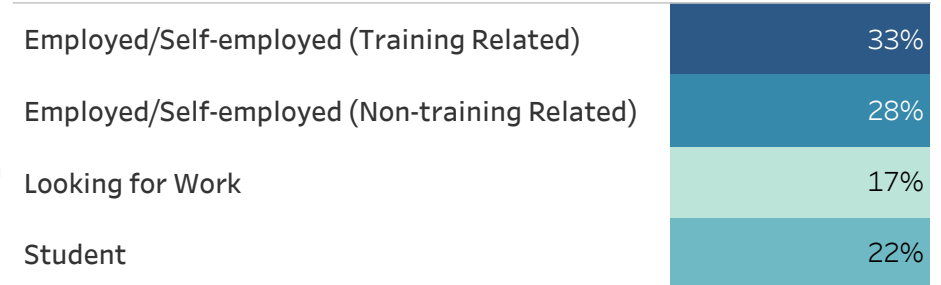
## All Programs in Electrical / Electronics

Students in the Electrical Engineering Technology division learn to work with the technology used in electrical/electronic engineering fields.

### Satisfaction - 2016-17



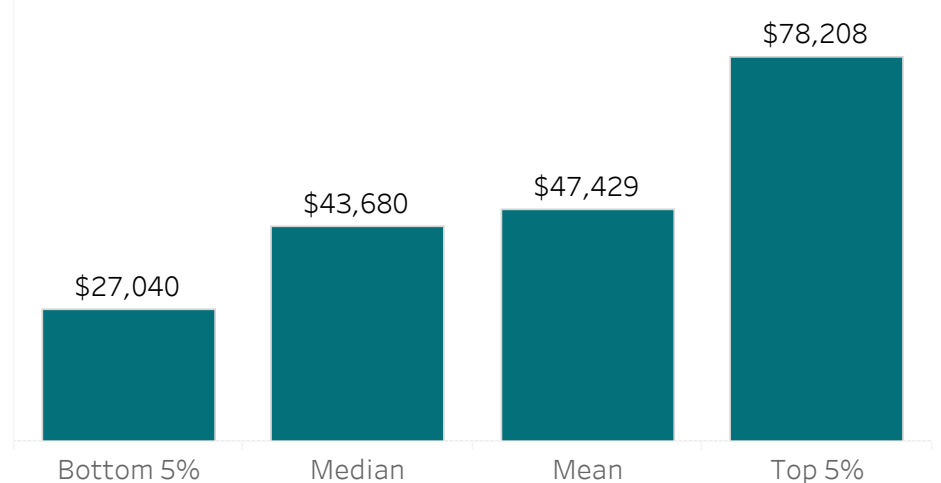
### Graduate Activity - 2016-17



### Three Year Comparison of Employed Respondents

	2014-15	2015-16	2016-17
Number of Graduates	105	140	127
Number of Respondents	56	84	58
Number of Employed Respondents	47	59	35
Percentage of Employed Respondents	84%	70%	60%
Number of Respondents Employed in Training Related Occupations	34	38	19
Percentage of Respondents Employed in Training Related Occupations	61%	45%	33%

### Salary - Last Three Years

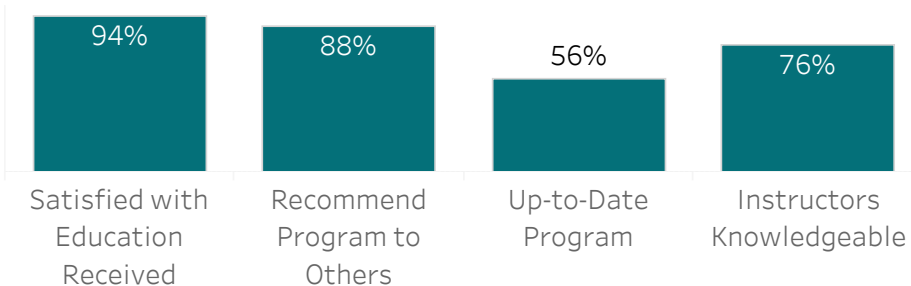


# Electrical Engineering Technology

## Diploma

This program trains students for entry-level employment as an engineering technologist in the electrical industry. Graduates have found employment at the engineering technologist level in electrical utility systems, consulting engineering, electrical manufacturing, electrical contracting, manufacturing and government agencies. Note: The Electrical Engineering Technology program group consists of Electrical, Electronic, and Instrumentation Engineering Technology. Students who successfully complete the 1st year of studies may remain in the program or transfer into one of the other programs in Year 2.

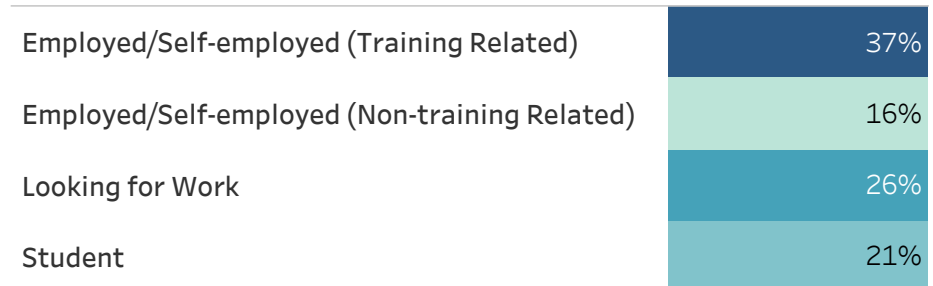
## Satisfaction - 2016-17



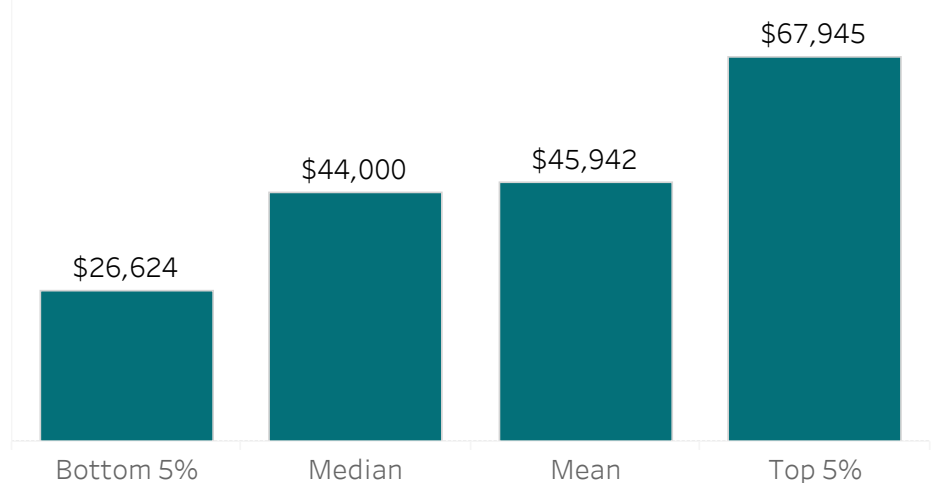
## Three Year Comparison of Employed Respondents

	2014-15	2015-16	2016-17
Number of Graduates	39	40	48
Number of Respondents	19	24	19
Number of Employed Respondents	15	18	10
Percentage of Employed Respondents	79%	75%	53%
Number of Respondents Employed in Training Related Occupations	11	13	7
Percentage of Respondents Employed in Training Related Occupations	58%	54%	37%

## Graduate Activity - 2016-17



## Salary - Last Three Years

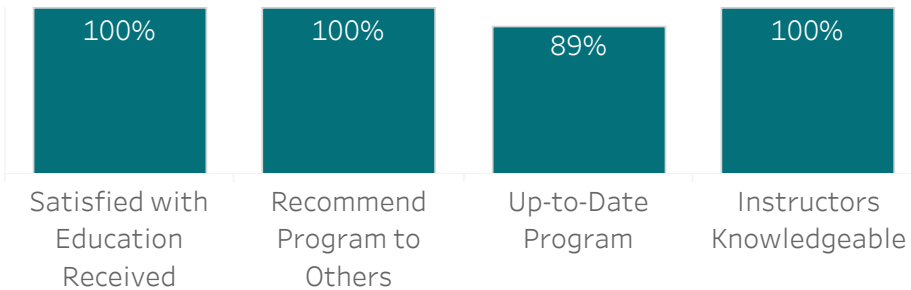


# Electronic Engineering Technology

## Diploma

This program provides the knowledge and skills required to test, repair, and design a wide range of electronic equipment. Graduates have found employment in a broad range of electronics-related occupations: in research and development; assisting in project development; in technical sales, selling and servicing electronic equipment; and in design and quality control. Note: This program has a common first year of training in Electrical Engineering Technology.

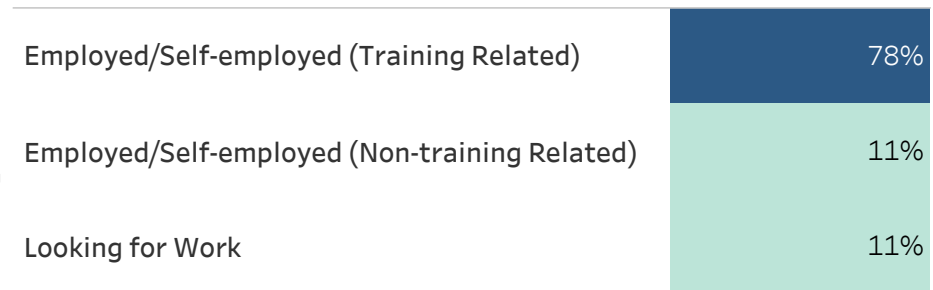
## Satisfaction - 2016-17



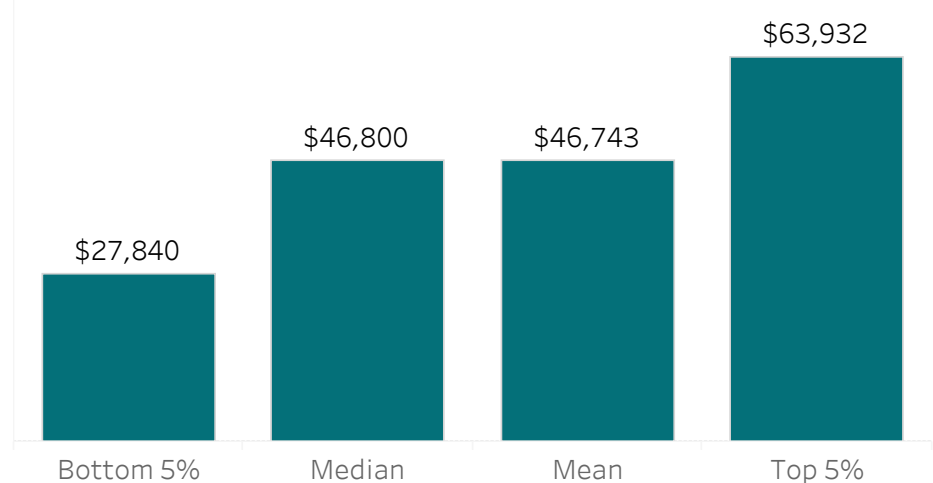
## Three Year Comparison of Employed Respondents

	2014-15	2015-16	2016-17
Number of Graduates	30	21	18
Number of Respondents	17	16	9
Number of Employed Respondents	14	13	8
Percentage of Employed Respondents	82%	81%	89%
Number of Respondents Employed in Training Related Occupations	13	9	7
Percentage of Respondents Employed in Training Related Occupations	76%	56%	78%

## Graduate Activity - 2016-17



## Salary - Last Three Years





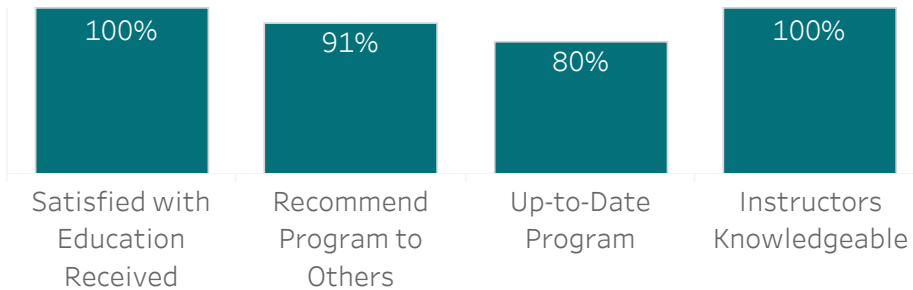
# Introduction to Electrical Engineering Technology

## Certificate

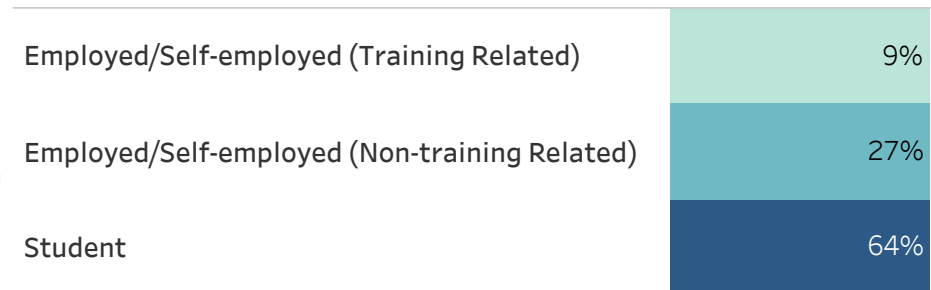
This program will provide a solid foundation in Electrical, Electronic, or Instrumentation Engineering Technology for someone who does not meet the admission requirements for the 28-month Electrical Engineering Technology programs. The program includes both preparatory courses and some Term 1 Electrical Engineering Technology courses which may reduce your Term 1 course load if you continue into the EET program.

No salary data to display: too small a sample where  $n < 5$  responses with salary data.

## Satisfaction - 2016-17



## Graduate Activity - 2016-17



## Three Year Comparison of Employed Respondents

	2015-16	2016-17
Number of Graduates	26	27
Number of Respondents	12	11
Number of Employed Respondents	4	4
Percentage of Employed Respondents	33%	36%
Number of Respondents Employed in Training Related Occupations	2	1
Percentage of Respondents Employed in Training Related Occupations	17%	9%

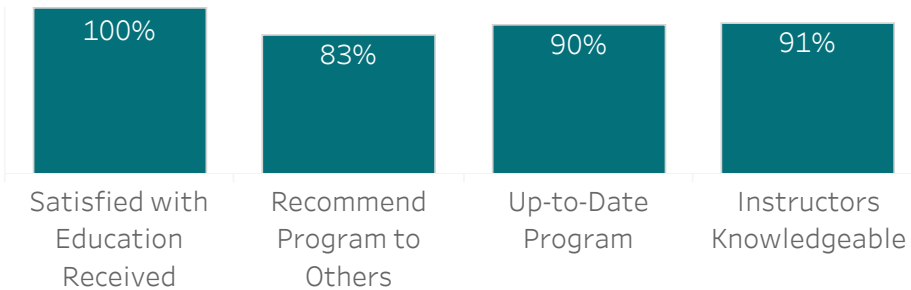
## Salary - Last Three Years

## Network Technology (CCNA)

### Certificate

This program is intended for entrants who have worked with computer networks and have more than a basic knowledge of computer systems. This multidisciplinary program encompasses a range of topics from Microsoft Windows client and server operating systems, computer hardware, advanced networking, network cabling, Linux, wireless networks, VOIP, and network security. Students will be prepared to work Microsoft MCSE, Cisco CCNA, A+, SUN Unix, Wireless networks, VOIP, or Network security

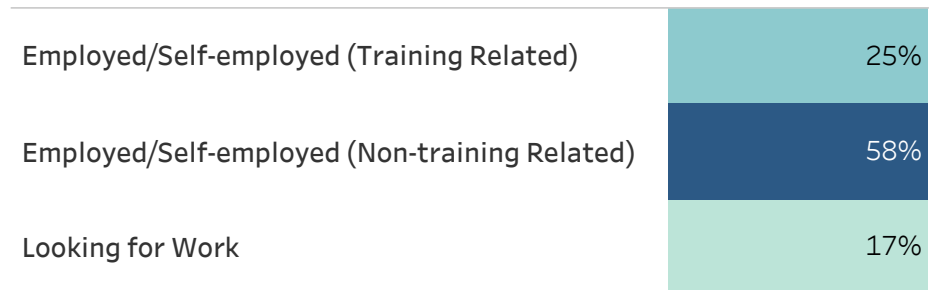
### Satisfaction - 2016-17



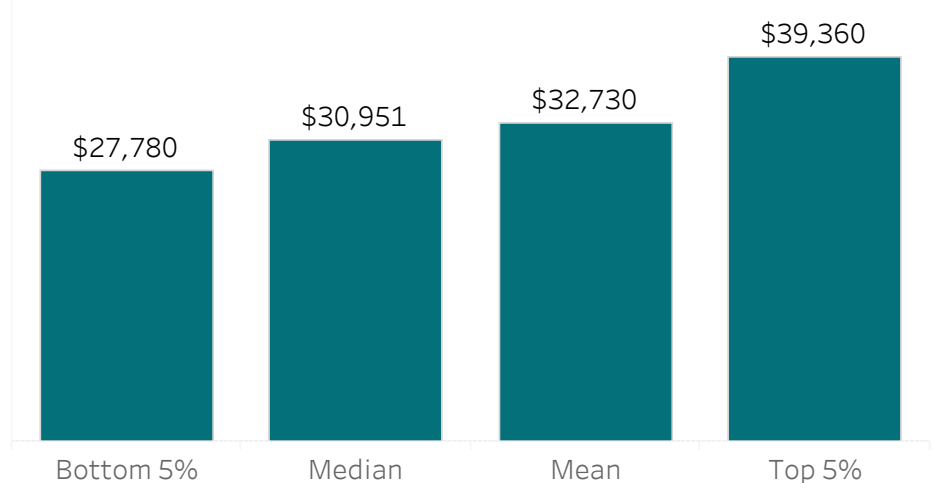
### Three Year Comparison of Employed Respondents

	2014-15	2015-16	2016-17
Number of Graduates	9	16	14
Number of Respondents	5	10	12
Number of Employed Respondents	5	9	10
Percentage of Employed Respondents	100%	90%	83%
Number of Respondents Employed in Training Related Occupations	3	5	3
Percentage of Respondents Employed in Training Related Occupations	60%	50%	25%

### Graduate Activity - 2016-17



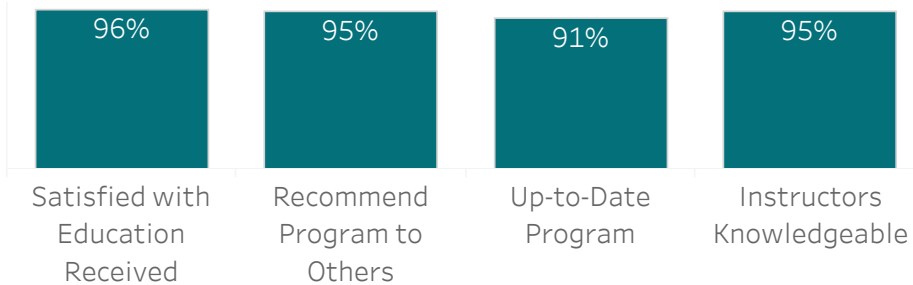
### Salary - Last Three Years



# All Programs in Electrical, Mechanical & Manufacturing

This division's programs provide students with skills needed for working in electrical, mechanical, or manufacturing related jobs.

## Satisfaction - 2016-17



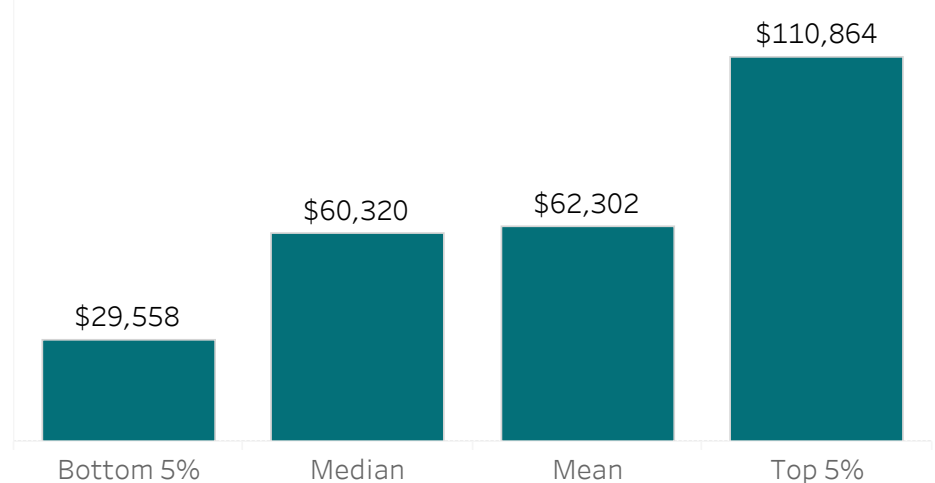
## Three Year Comparison of Employed Respondents

	2014-15	2015-16	2016-17
Number of Graduates	401	375	487
Number of Respondents	165	154	204
Number of Employed Respondents	137	136	186
Percentage of Employed Respondents	83%	88%	91%
Number of Respondents Employed in Training Related Occupations	110	117	165
Percentage of Respondents Employed in Training Related Occupations	67%	76%	81%

## Graduate Activity - 2016-17

Employed/Self-employed (Training Related)	81%
Employed/Self-employed (Non-training Related)	10%
Looking for Work	6%
Student	2%

## Salary - Last Three Years

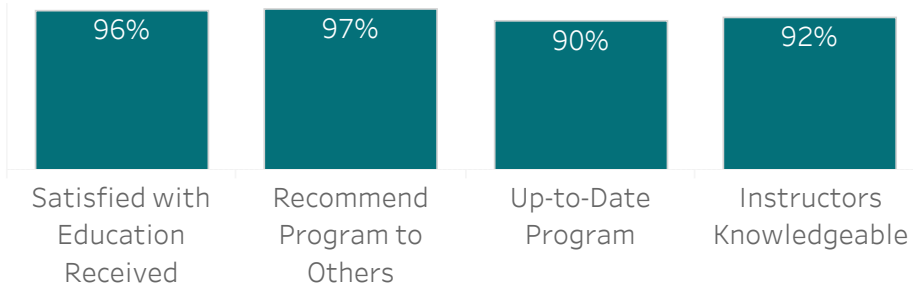


# App Construction Electrician

## Diploma

A construction electrician plans, assembles, installs, repairs, tests and maintains electrical fixtures and systems that provide heat, light, power or control in residential, commercial and industrial buildings. Construction electricians ensure that the electrical apparatus and systems people at home and in business depend on every day are safe and operate properly. Electricians also troubleshoot and repair or reinstall electrical systems when required. They must have the experience to safely remove electrical services and systems as well as assess the suitability of existing services for future use. Many electricians specialize in specific types of installations such as new home construction or in the commercial and industrial sectors in hospitals or factories.

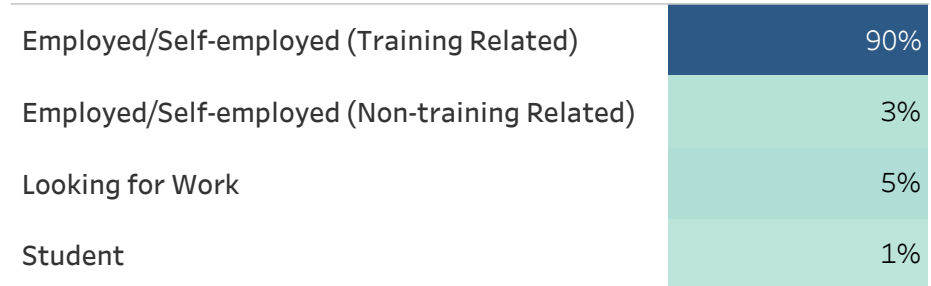
## Satisfaction - 2016-17



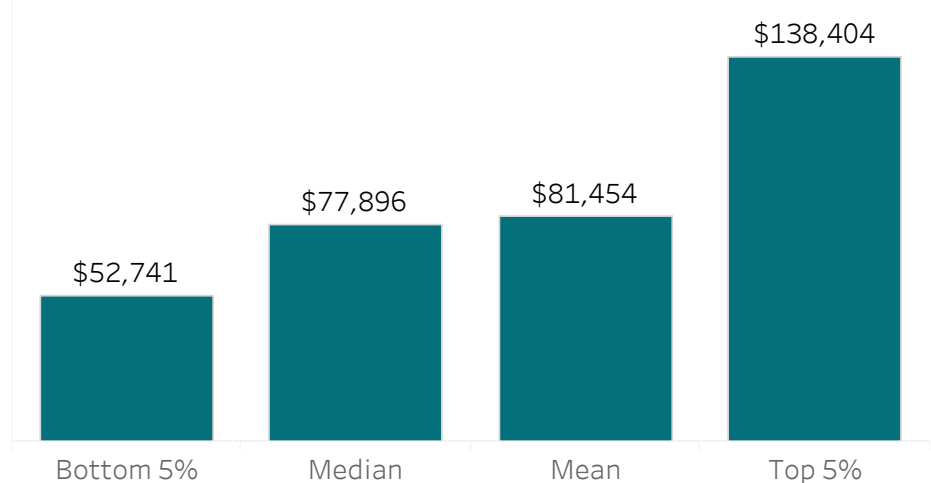
## Three Year Comparison of Employed Respondents

	2014-15	2015-16	2016-17
Number of Graduates	166	152	245
Number of Respondents	41	46	92
Number of Employed Respondents	35	39	86
Percentage of Employed Respondents	85%	85%	93%
Number of Respondents Employed in Training Related Occupations	34	39	83
Percentage of Respondents Employed in Training Related Occupations	83%	85%	90%

## Graduate Activity - 2016-17



## Salary - Last Three Years

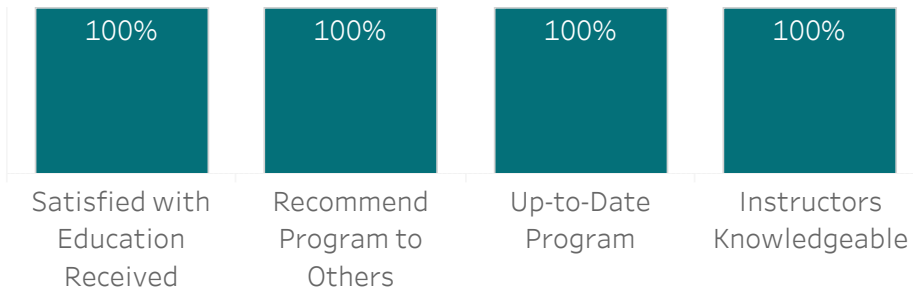


# App Power Electrician


## Diploma

A power electrician is certified to install, test, repair and maintain electrical apparatuses in generating and converter stations and substations. This equipment is used to generate, transmit, distribute and convert electricity. One very important requirement of this trade, in addition to the technical knowledge, is the need to observe and practise safety at all times because of the hazards and dangers associated with electricity. Power electricians work both inside and outside buildings and structures such as thermal and hydraulic generating stations, substations and other utility-owned buildings. Maintenance work takes place on the ground and at various heights requiring bucket-truck or ladder work. Power electricians are employed by electrical utility companies such as Manitoba Hydro.

## Satisfaction - 2016-17



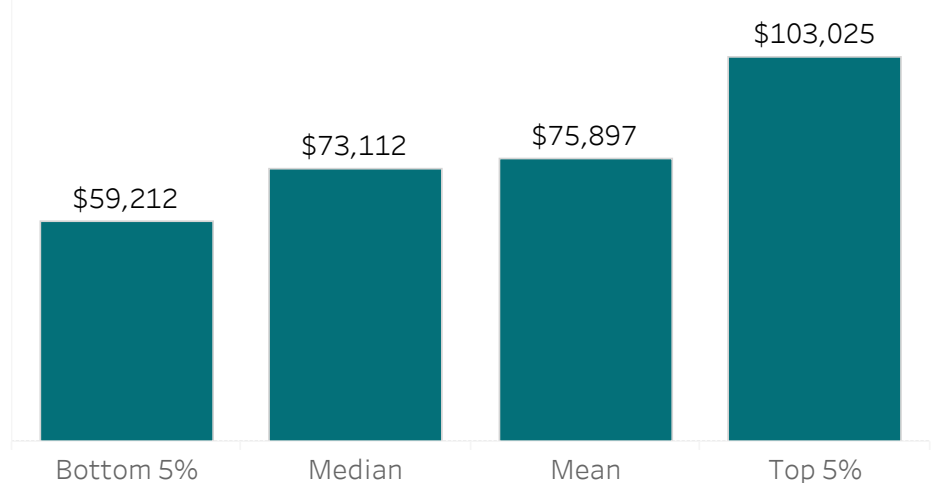
## Graduate Activity - 2016-17



## Three Year Comparison of Employed Respondents

	2014-15	2015-16	2016-17
Number of Graduates	39	30	22
Number of Respondents	19	12	10
Number of Employed Respondents	19	12	10
Percentage of Employed Respondents	100%	100%	100%
Number of Respondents Employed in Training Related Occupations	18	12	10
Percentage of Respondents Employed in Training Related Occupations	95%	100%	100%

## Salary - Last Three Years

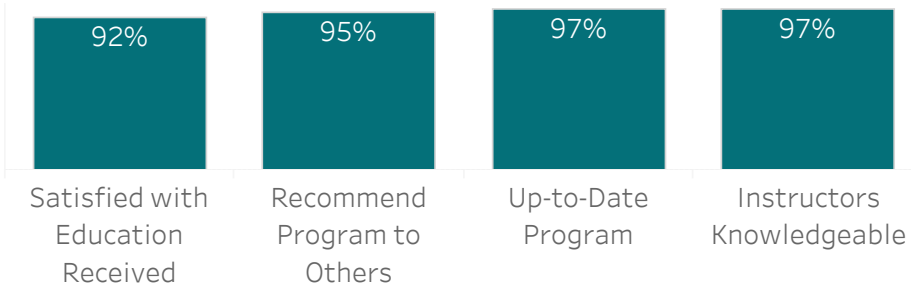


# Electrical

## Certificate

This program provides the knowledge and skills required for employment in the electrical construction industry, public utilities, motor repair facilities, plus manufacturers and distributors of electrical equipment. Students gain knowledge in the fundamentals of electricity, electrical codes, wiring practices, and trade safety awareness. Graduates may find jobs with utility companies, contractors, manufacturers, or distributors of electrical equipment and machinery, or in many other areas where electrical equipment is used and sold.

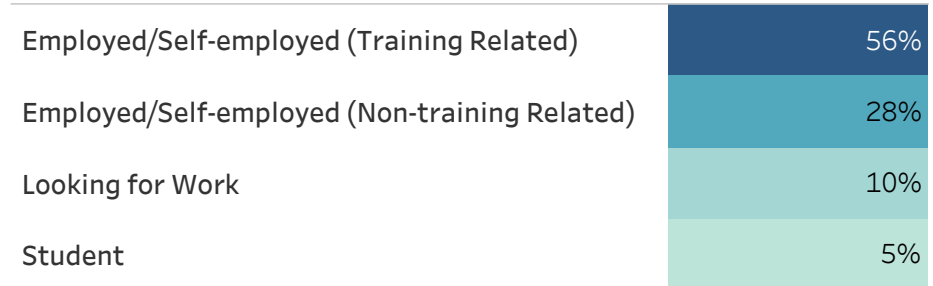
### Satisfaction - 2016-17



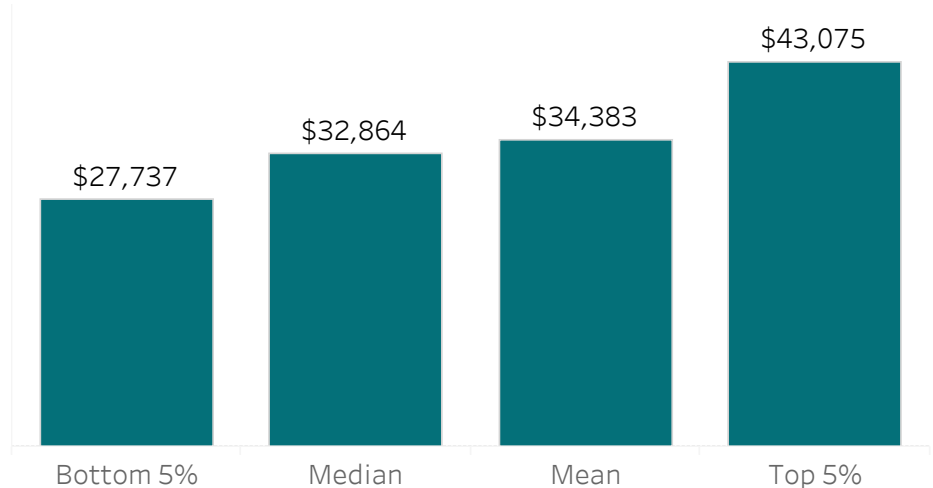
### Three Year Comparison of Employed Respondents

	2014-15	2015-16	2016-17
Number of Graduates	77	75	80
Number of Respondents	40	37	39
Number of Employed Respondents	28	30	33
Percentage of Employed Respondents	70%	81%	85%
Number of Respondents Employed in Training Related Occupations	20	21	22
Percentage of Respondents Employed in Training Related Occupations	50%	57%	56%

### Graduate Activity - 2016-17



### Salary - Last Three Years

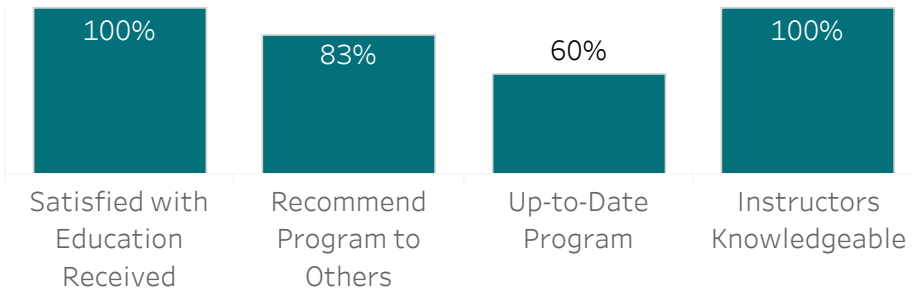


# Manufacturing Technician


## Diploma

This program prepares students for a career as a manufacturing technician with knowledge of manufacturing processes including conventional machining and metal forming operations, composites, and advanced manufacturing methods. The program also provides an introduction to robotics and automation, non-destructive testing, dimensional metrology, and quality inspection methods. Graduates of the program find careers in manufacturing, aerospace, or the ground transportation sectors. They also find employment as machinists or CNC programmers.

Satisfaction - 2016-17



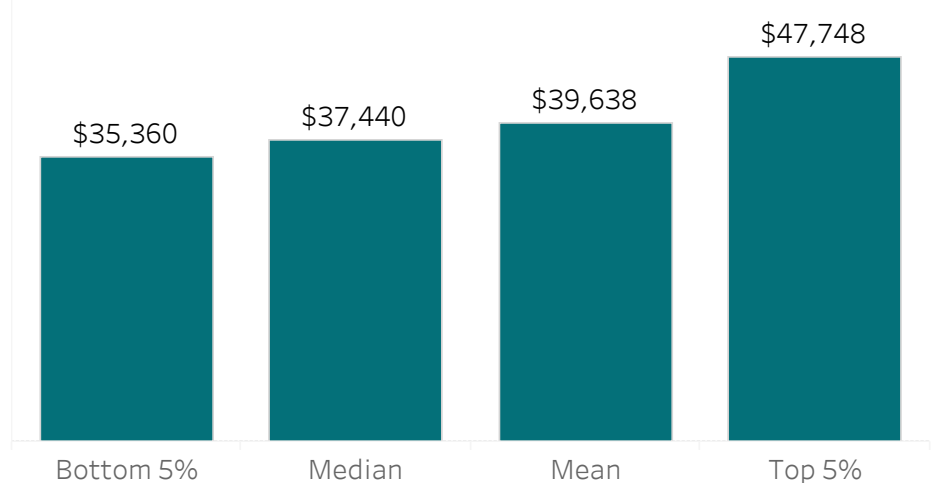
Graduate Activity - 2016-17



Three Year Comparison of Employed Respondents

	2014-15	2015-16	2016-17
Number of Graduates	6	8	10
Number of Respondents	4	4	6
Number of Employed Respondents	2	4	5
Percentage of Employed Respondents	50%	100%	83%
Number of Respondents Employed in Training Related Occupations	2	3	5
Percentage of Respondents Employed in Training Related Occupations	50%	75%	83%

Salary - Last Three Years

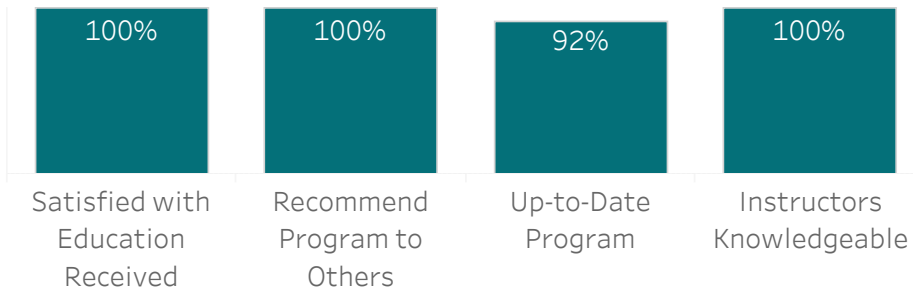


# Mechanical Engineering Technology

## Diploma

This program prepares graduates to work in the design and production of high-quality manufactured goods. Students learn about design, manufacturing methods, quality assurance, equipment selection, computer-aided engineering, building systems design and control, mechanical analysis, computer applications, and supervision and management. It has been accredited by the Certified Technicians and Technologists Association of Manitoba, and the Canadian Council of Technicians and Technologists, providing Canada-wide reciprocity with other provincial organizations. Graduates find employment in design, technical sales, manufacturing, instruction, research and management with companies involved in agriculture, mining, aerospace, air conditioning, refrigeration, transportation, foundries, fluid power, consulting engineering and government services.

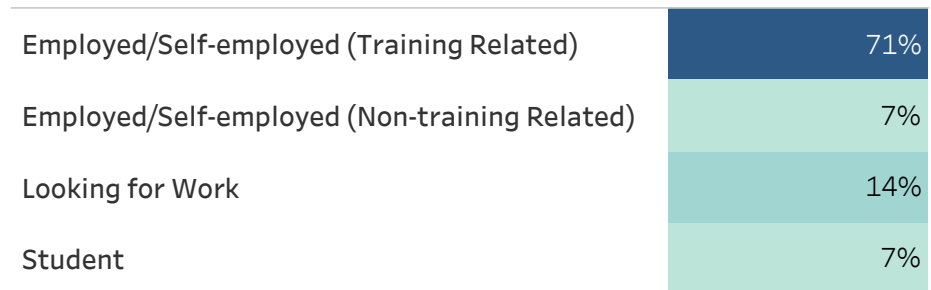
## Satisfaction - 2016-17



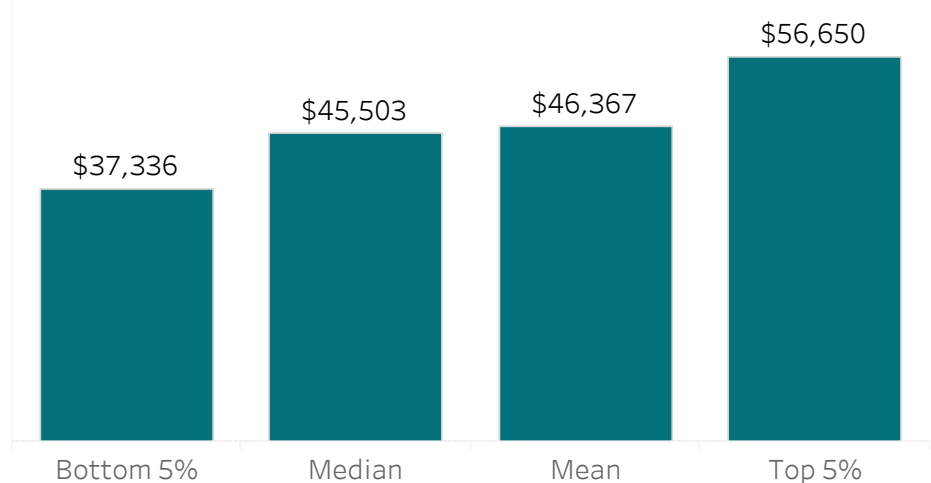
## Three Year Comparison of Employed Respondents

	2014-15	2015-16	2016-17
Number of Graduates	17	24	29
Number of Respondents	11	15	14
Number of Employed Respondents	11	15	11
Percentage of Employed Respondents	100%	100%	79%
Number of Respondents Employed in Training Related Occupations	8	14	10
Percentage of Respondents Employed in Training Related Occupations	73%	93%	71%

## Graduate Activity - 2016-17



## Salary - Last Three Years

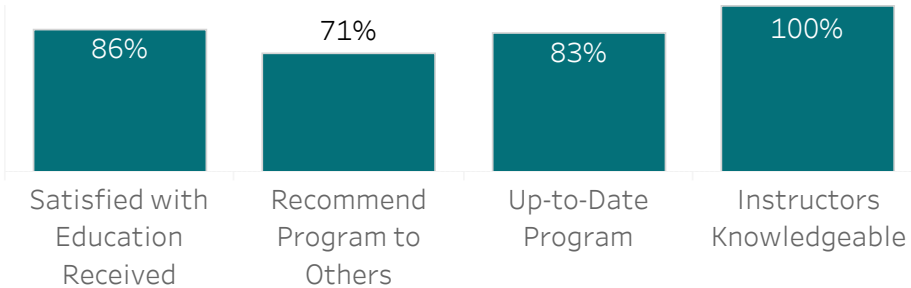




# Power Engineering Technology

Students in this program develop the knowledge and skills required for the safe operation of major equipment in commercial, industrial, and public buildings with the primary focus on power plant operation.

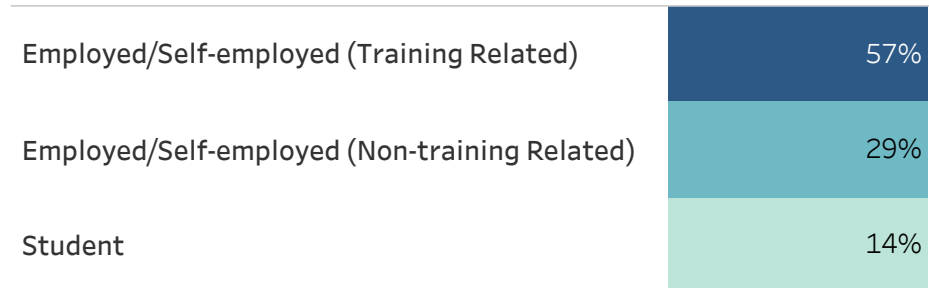
Satisfaction - 2016-17



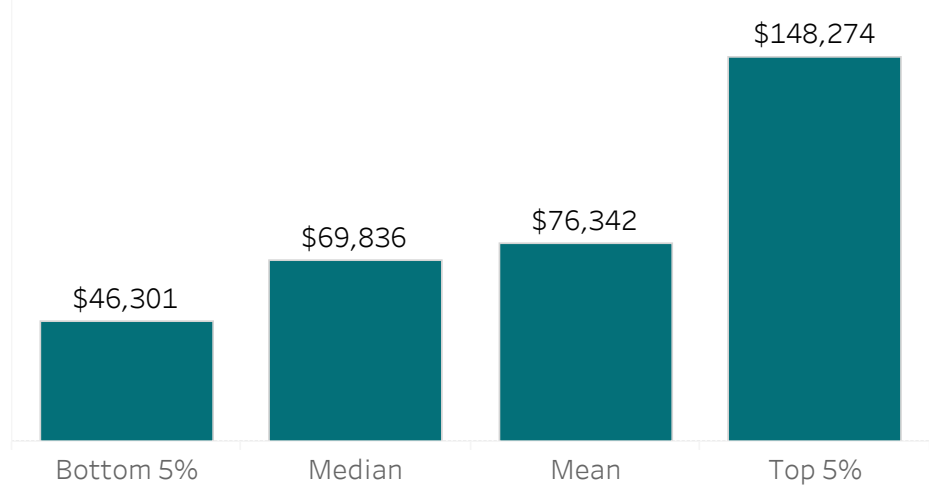
Three Year Comparison of Employed Respondents

	2014-15	2015-16	2016-17
Number of Graduates	14	12	20
Number of Respondents	9	7	7
Number of Employed Respondents	5	7	6
Percentage of Employed Respondents	56%	100%	86%
Number of Respondents Employed in Training Related Occupations	5	6	4
Percentage of Respondents Employed in Training Related Occupations	56%	86%	57%

Graduate Activity - 2016-17



Salary - Last Three Years

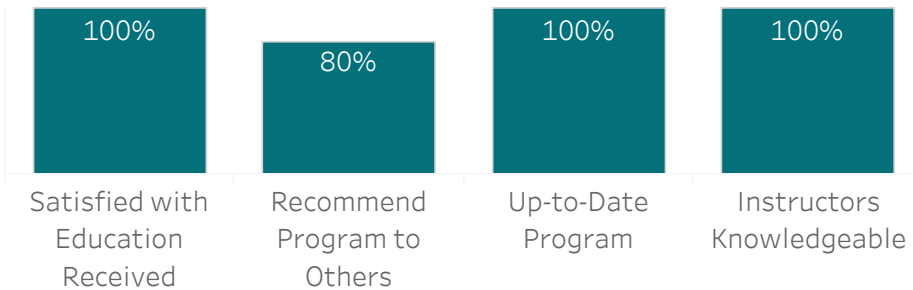


# Precision Metal Machining

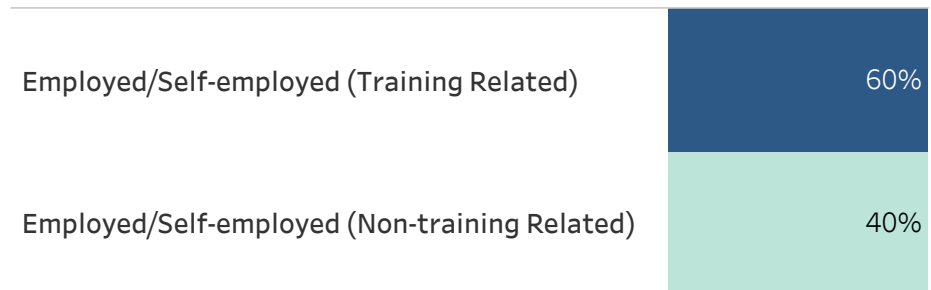
## Certificate

This program is a pre-employment program designed for students wishing to pursue an apprenticeship career path as a machinist or enter the workforce as a CNC operator. Graduates may find jobs as entry-level machine operators, or senior machine operators/setters, operations managers. Related employment may also be found in supervisory positions, quality assurance/ inspection, production planning, engineering, product development and research, CNC programming, or technical service and training.

## Satisfaction - 2016-17



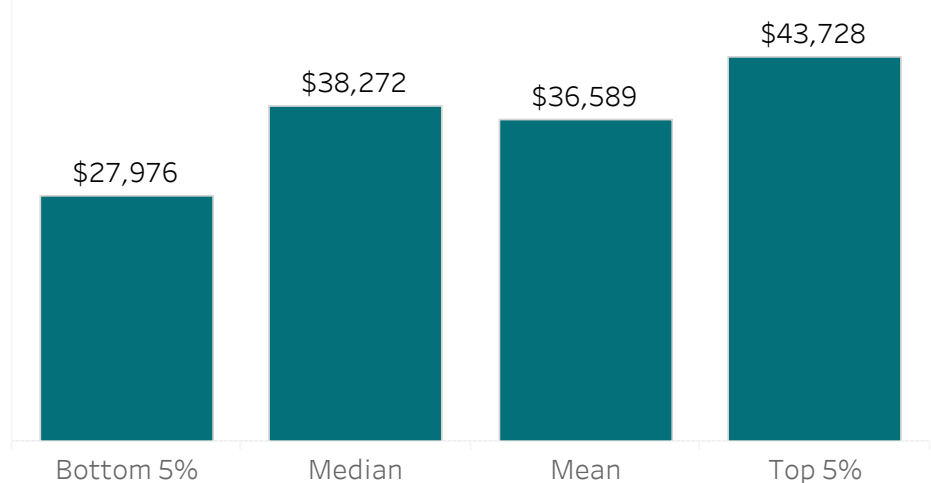
## Graduate Activity - 2016-17



## Three Year Comparison of Employed Respondents

	2014-15	2015-16	2016-17
Number of Graduates	11	10	13
Number of Respondents	5	4	5
Number of Employed Respondents	5	3	5
Percentage of Employed Respondents	100%	75%	100%
Number of Respondents Employed in Training Related Occupations	4	3	3
Percentage of Respondents Employed in Training Related Occupations	80%	75%	60%

## Salary - Last Three Years

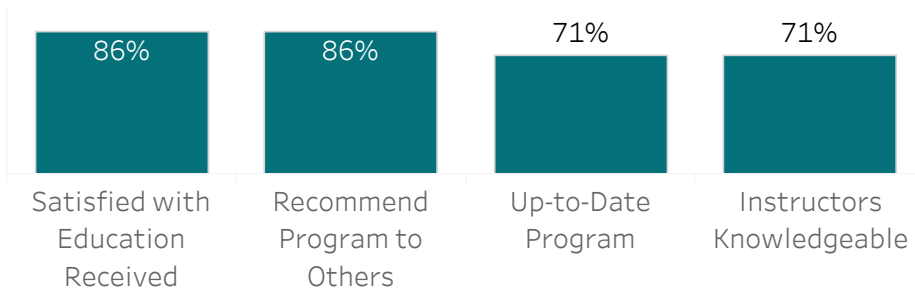


# Technology Management

## Post-Graduate Diploma

This program is specifically targeted to graduates with technical diplomas and degrees. The program offers a condensed, accessible solution to the demand for advanced management training by providing technologists and others with the knowledge and skills required to perform as supervisors or managers in technical organizations. Many Technology Management students are actively employed while completing program courses. It is expected that graduates of the program will be more competitive for available management opportunities in technological work environments.

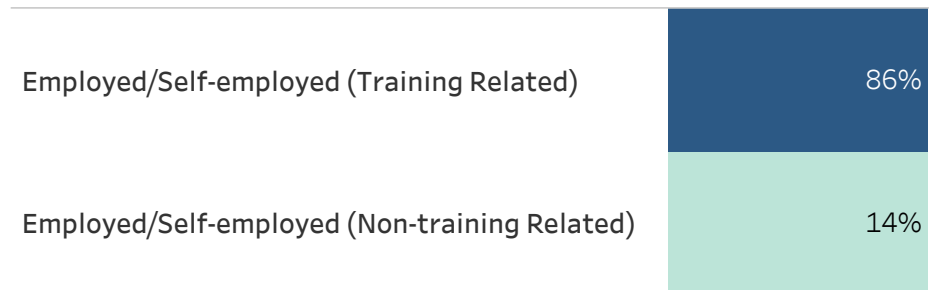
## Satisfaction - 2016-17



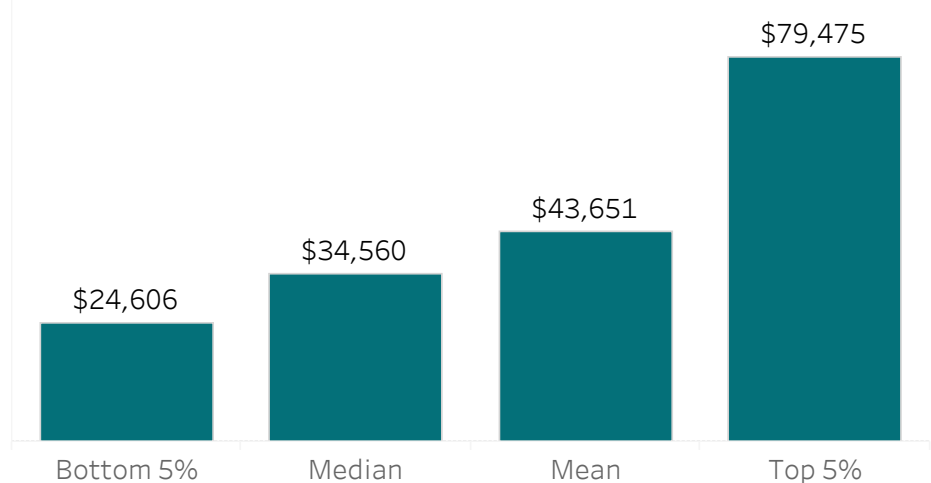
## Three Year Comparison of Employed Respondents

	2014-15	2015-16	2016-17
Number of Graduates	26	18	14
Number of Respondents	13	4	7
Number of Employed Respondents	11	3	7
Percentage of Employed Respondents	85%	75%	100%
Number of Respondents Employed in Training Related Occupations	5	1	6
Percentage of Respondents Employed in Training Related Occupations	38%	25%	86%

## Graduate Activity - 2016-17



## Salary - Last Three Years

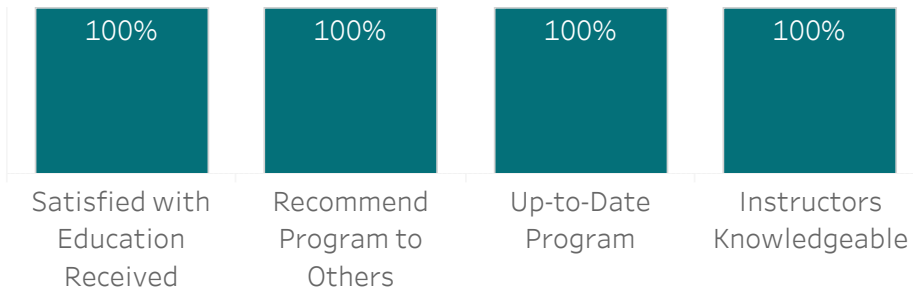


# Welding

## Certificate

The Welding program develops the skills and knowledge required to safely and effectively perform the oxyacetylene, arc, tungsten inert gas (TIG), and metal inert gas (MIG) welding processes and related operations. This is not an apprenticeship program, but may provide credit transfer opportunities towards apprenticeship. Graduates have found employment in aircraft maintenance, in the manufacturing of farm equipment and in heavy equipment repairs. Other graduates are employed in highway construction, northern mines and hydro-electric power plants.


## Satisfaction - 2016-17



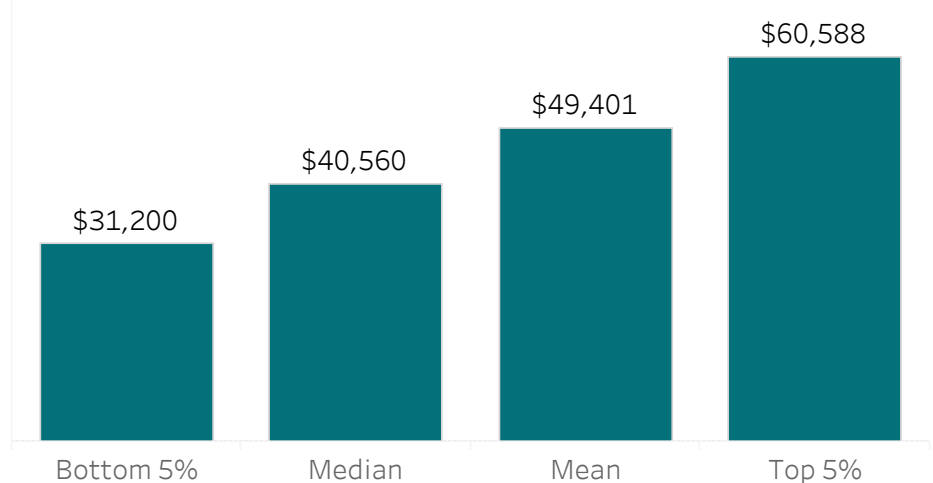
## Three Year Comparison of Employed Respondents

	2014-15	2015-16	2016-17
Number of Graduates	27	25	28
Number of Respondents	13	14	14
Number of Employed Respondents	11	13	13
Percentage of Employed Respondents	85%	93%	93%
Number of Respondents Employed in Training Related Occupations	4	13	13
Percentage of Respondents Employed in Training Related Occupations	31%	93%	93%

## Graduate Activity - 2016-17



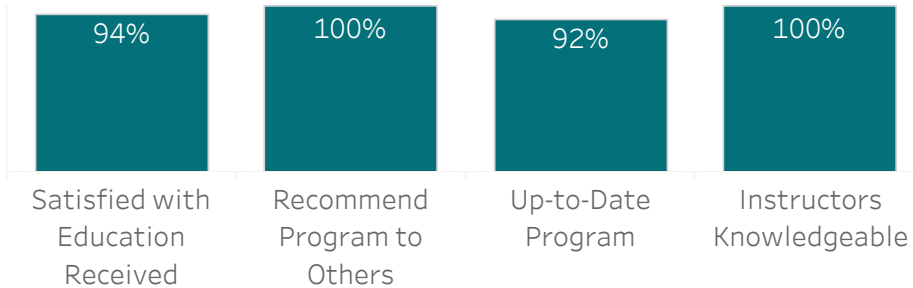
## Salary - Last Three Years



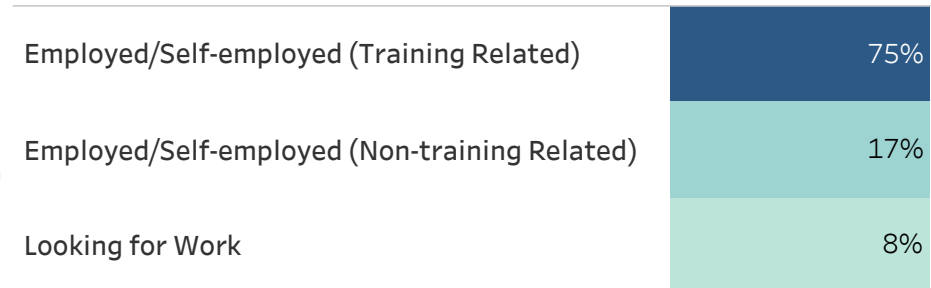
## All Programs in Stevenson Aviation & Aerospace Training

Stevenson Campus offers a variety of programs and specialty courses to meet industry requirements and prepare students to work in all aspects of the aviation and aerospace sector.

### Satisfaction - 2016-17



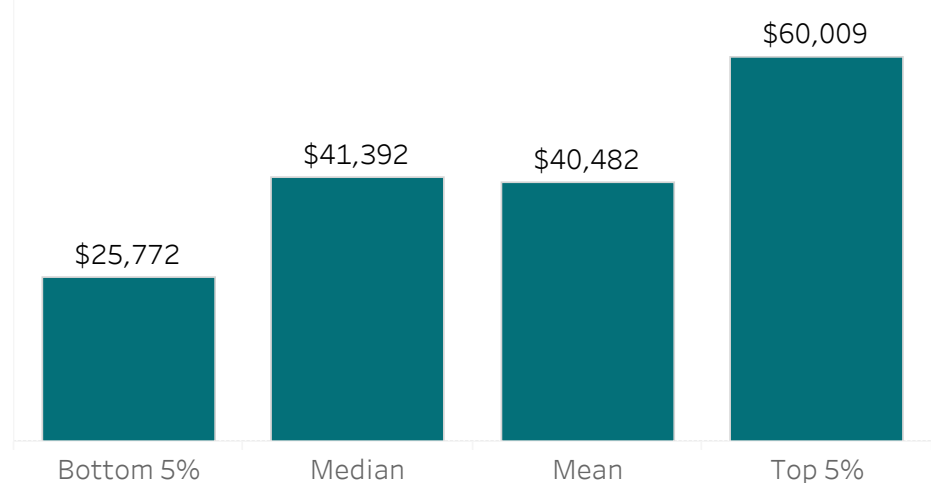
### Graduate Activity - 2016-17



### Three Year Comparison of Employed Respondents

	2014-15	2015-16	2016-17
Number of Graduates	79	89	91
Number of Respondents	38	40	36
Number of Employed Respondents	34	33	33
Percentage of Employed Respondents	89%	83%	92%
Number of Respondents Employed in Training Related Occupations	19	19	27
Percentage of Respondents Employed in Training Related Occupations	50%	48%	75%

### Salary - Last Three Years

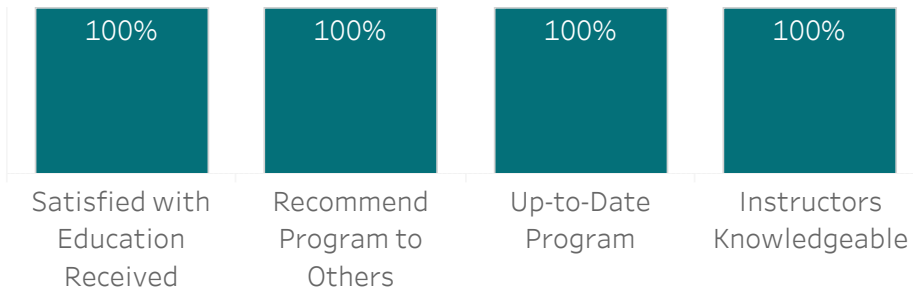


# Aerospace Manufacturing

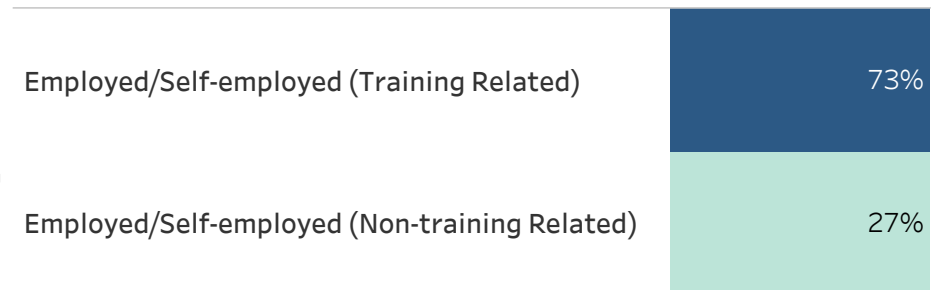
## Certificate

Aerospace Manufacturing was collaboratively developed by Boeing Canada, Bristol Aerospace, and Red River College to prepare students for positions as skilled production workers in the area of aerospace composite manufacturing. Graduates of the program have the opportunity to enter a number of companies in the Winnipeg market that repair or manufacture composite structure.

## Satisfaction - 2016-17



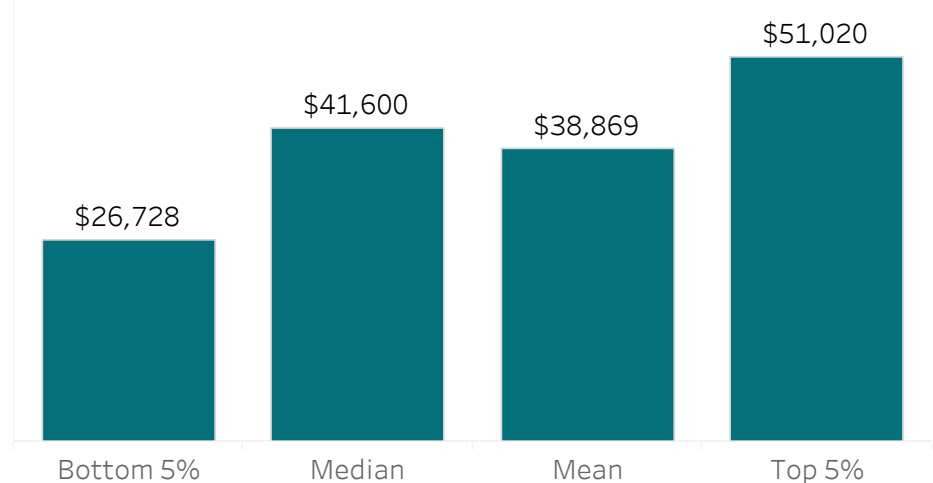
## Graduate Activity - 2016-17



## Three Year Comparison of Employed Respondents

	2014-15	2015-16	2016-17
Number of Graduates	28	27	29
Number of Respondents	17	13	11
Number of Employed Respondents	14	10	11
Percentage of Employed Respondents	82%	77%	100%
Number of Respondents Employed in Training Related Occupations	4	5	8
Percentage of Respondents Employed in Training Related Occupations	24%	38%	73%

## Salary - Last Three Years

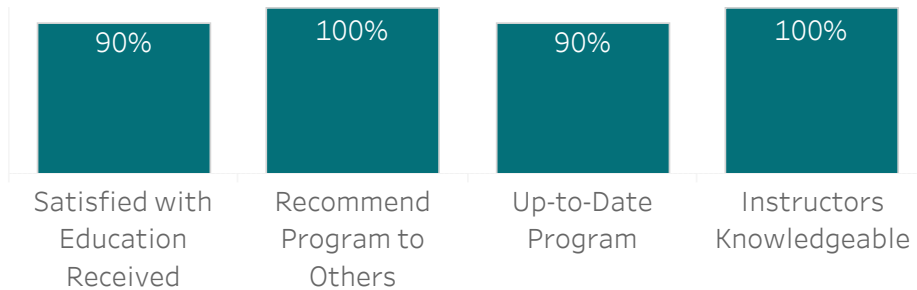


# Aircraft Maintenance Engineer

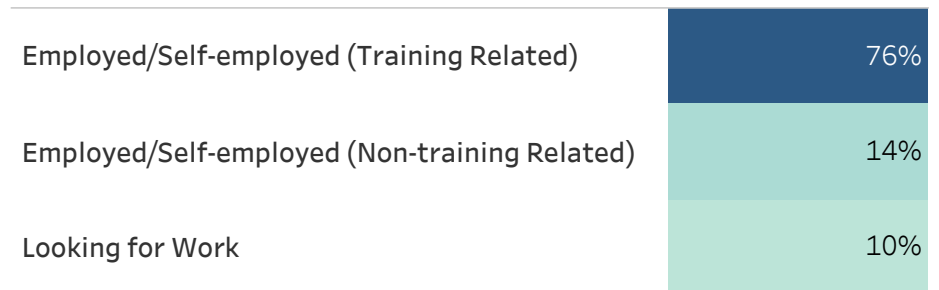
## Diploma

The purpose of this program is to develop knowledge and skills in maintenance of both large and small airplanes and helicopters. This program is Transport Canada approved to provide basic training towards an Aircraft Maintenance Engineer "M" License. Graduates may find opportunities across Canada with potential employers including passenger and cargo air carriers, air charter companies, flight schools, and nationally approved Aircraft Maintenance Organizations (AMOs).

### Satisfaction - 2016-17



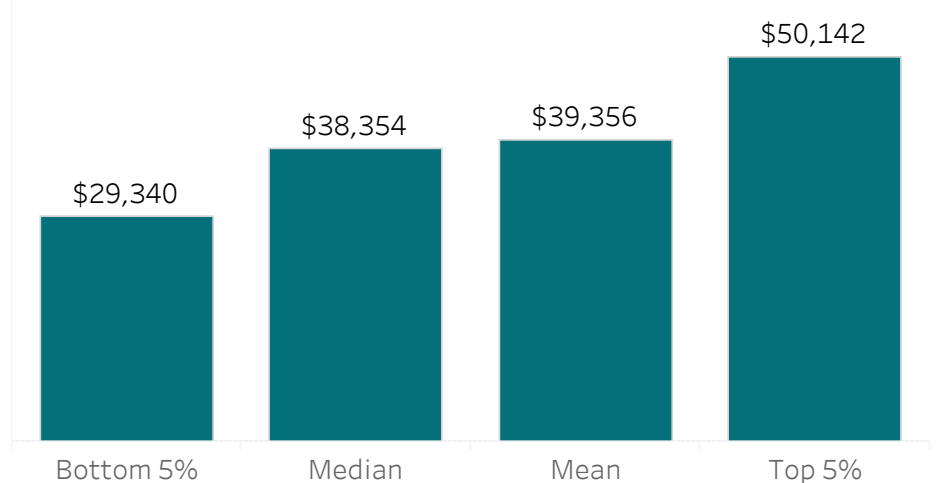
### Graduate Activity - 2016-17



### Three Year Comparison of Employed Respondents

	2014-15	2015-16	2016-17
Number of Graduates	26	25	46
Number of Respondents	11	11	21
Number of Employed Respondents	11	10	19
Percentage of Employed Respondents	100%	91%	90%
Number of Respondents Employed in Training Related Occupations	8	6	16
Percentage of Respondents Employed in Training Related Occupations	73%	55%	76%

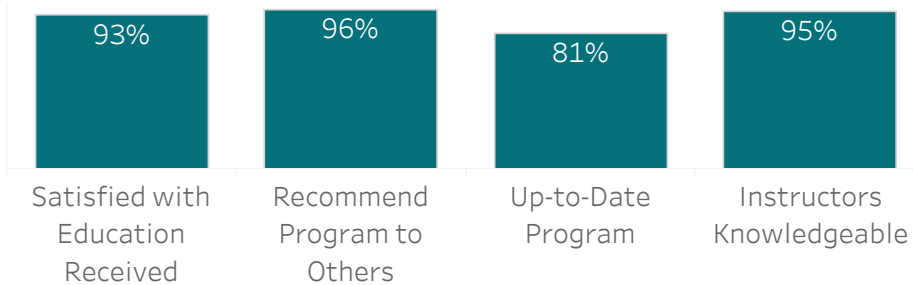
### Salary - Last Three Years



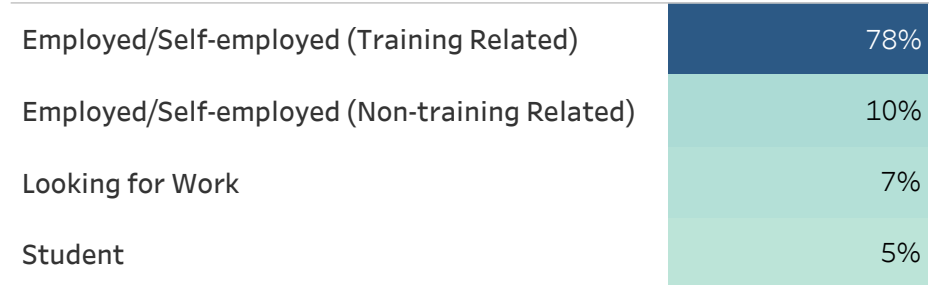
# All Programs in Transportation & Heavy Apprenticeship Trades

This division prepares students to work in the automotive maintenance and repair industry, as well as the heavy equipment trades.

## Satisfaction - 2016-17



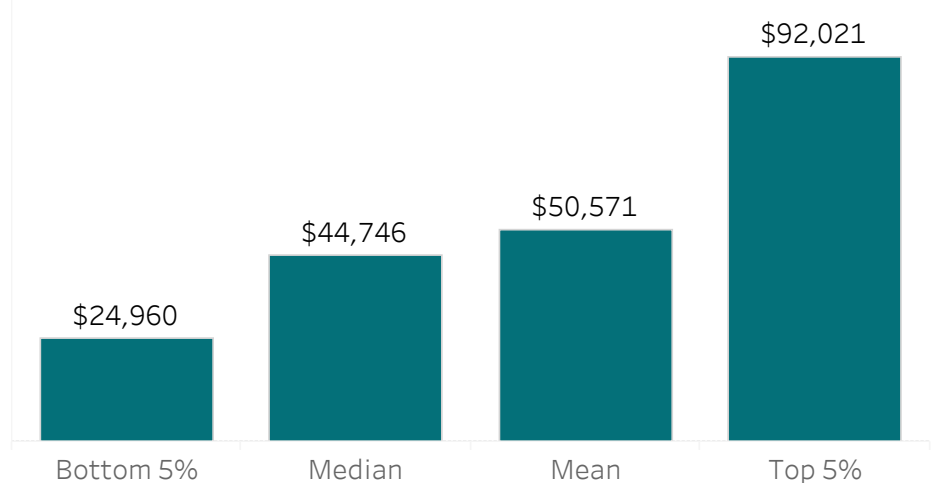
## Graduate Activity - 2016-17



## Three Year Comparison of Employed Respondents

	2014-15	2015-16	2016-17
Number of Graduates	358	397	398
Number of Respondents	152	171	121
Number of Employed Respondents	128	149	106
Percentage of Employed Respondents	84%	87%	88%
Number of Respondents Employed in Training Related Occupations	113	124	94
Percentage of Respondents Employed in Training Related Occupations	74%	73%	78%

## Salary - Last Three Years



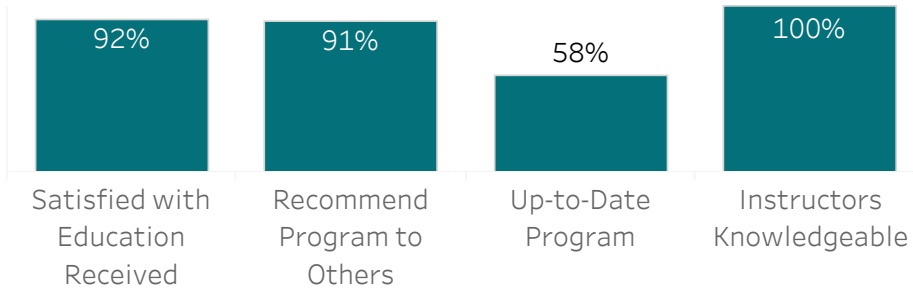


# App Automotive Service Technician

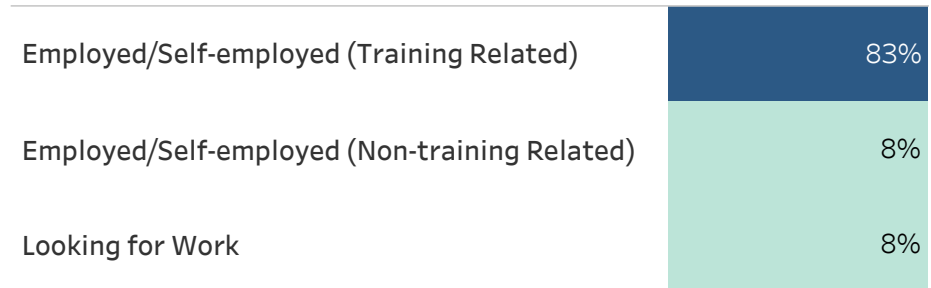
## Diploma

An automotive service technician diagnoses malfunctions in automobiles, buses and trucks and repairs them. They work on all parts of both gas-powered and diesel-powered motor vehicles, perform scheduled maintenance and advise customers on work performed, general vehicle conditioning and future repair requirements. Automotive service technicians also perform safety checks for licensing and insurance. Potential employers include automotive dealerships, garages, service stations, specialty shops, manufacturers and public transit systems.

## Satisfaction - 2016-17



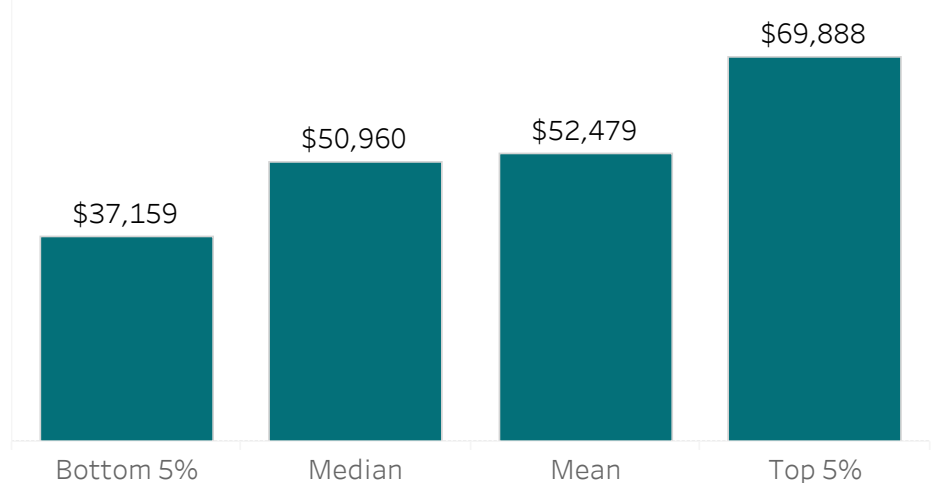
## Graduate Activity - 2016-17



## Three Year Comparison of Employed Respondents

	2014-15	2015-16	2016-17
Number of Graduates	38	40	46
Number of Respondents	17	17	12
Number of Employed Respondents	16	16	11
Percentage of Employed Respondents	94%	94%	92%
Number of Respondents Employed in Training Related Occupations	15	15	10
Percentage of Respondents Employed in Training Related Occupations	88%	88%	83%

## Salary - Last Three Years

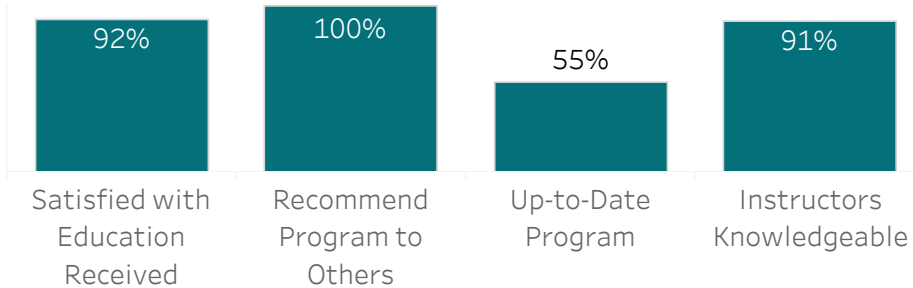


# App Truck & Transport Mechanic


## Diploma

A truck and transport mechanic is certified to service, repair, assemble and maintain transport trucks and buses, including those with a gross weight of 4,500 kilograms or more. Equipment registered to carry people, equipment or goods on a highway as designated under The Highway Traffic Act, are also included in this certification. Potential employers include truck and transport dealerships, trucking firms and repair centres.

### Satisfaction - 2016-17



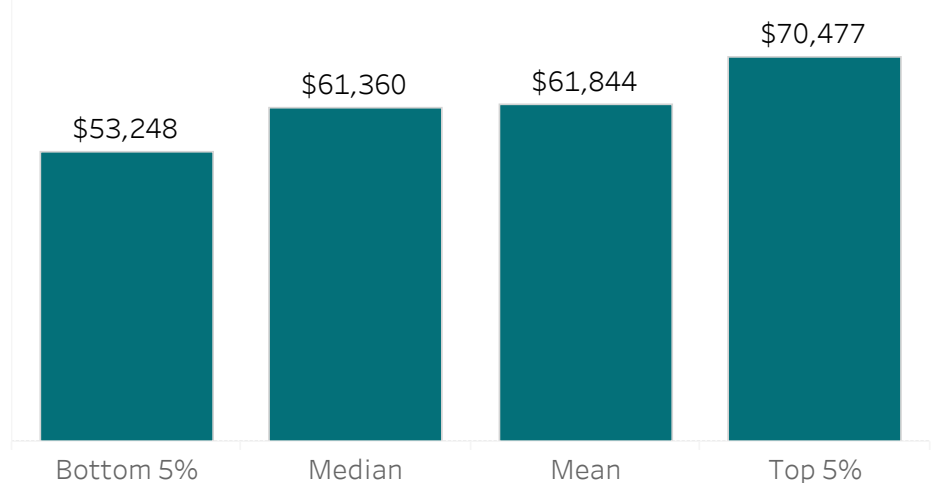
### Graduate Activity - 2016-17



### Three Year Comparison of Employed Respondents

	2014-15	2015-16	2016-17
Number of Graduates	33	41	45
Number of Respondents	7	13	12
Number of Employed Respondents	7	13	12
Percentage of Employed Respondents	100%	100%	100%
Number of Respondents Employed in Training Related Occupations	6	12	12
Percentage of Respondents Employed in Training Related Occupations	86%	92%	100%

### Salary - Last Three Years

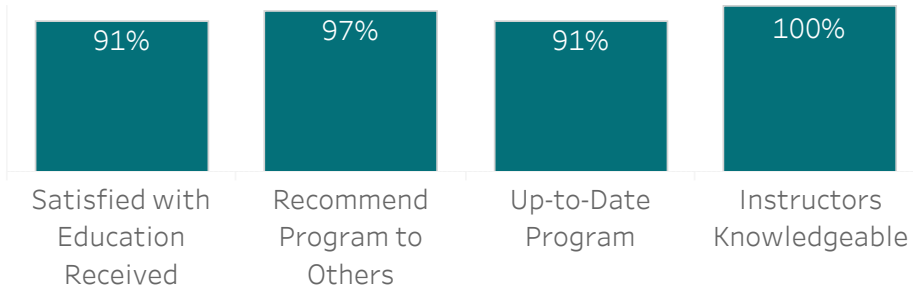


# Automotive Technician-Certificate

## Certificate

This program is designed to develop an understanding of the basic purpose, construction, operation and service of component parts and assemblies of an automobile. Students acquire the knowledge and skills required to disassemble, inspect, machine, calibrate and reassemble motor vehicle units and components. Graduates find employment in service stations, dealerships, large corporations, farming communities and allied industries where they may work in service, repair, sales, or parts distribution.

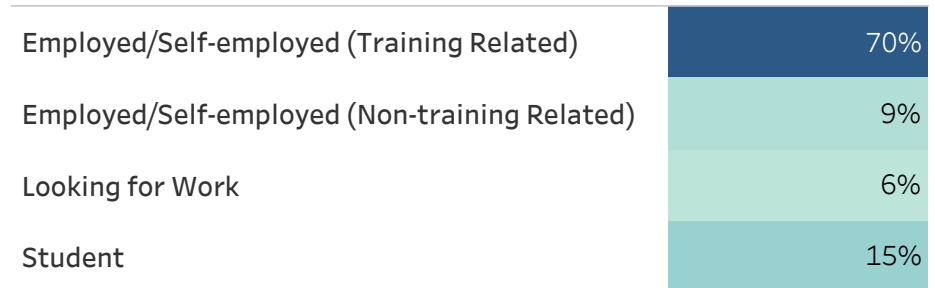
## Satisfaction - 2016-17



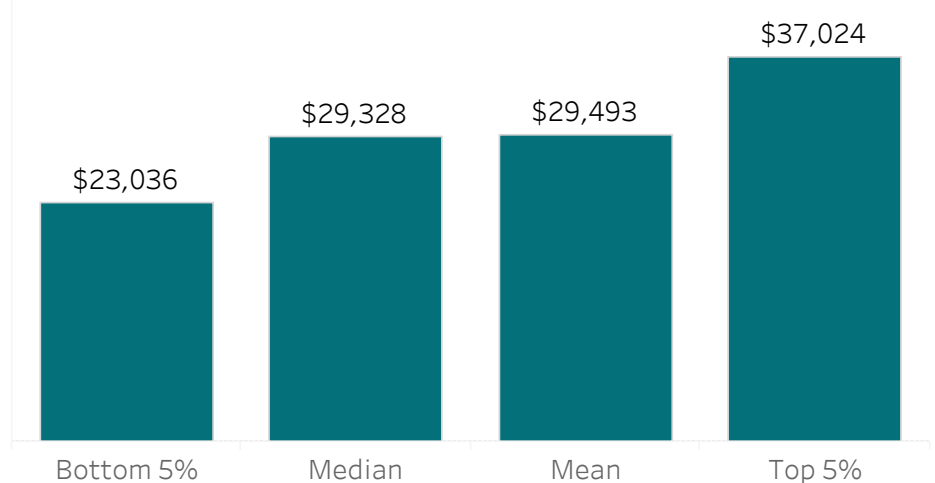
## Three Year Comparison of Employed Respondents

	2014-15	2015-16	2016-17
Number of Graduates	70	79	94
Number of Respondents	36	39	33
Number of Employed Respondents	19	26	26
Percentage of Employed Respondents	53%	67%	79%
Number of Respondents Employed in Training Related Occupations	14	19	23
Percentage of Respondents Employed in Training Related Occupations	39%	49%	70%

## Graduate Activity - 2016-17



## Salary - Last Three Years

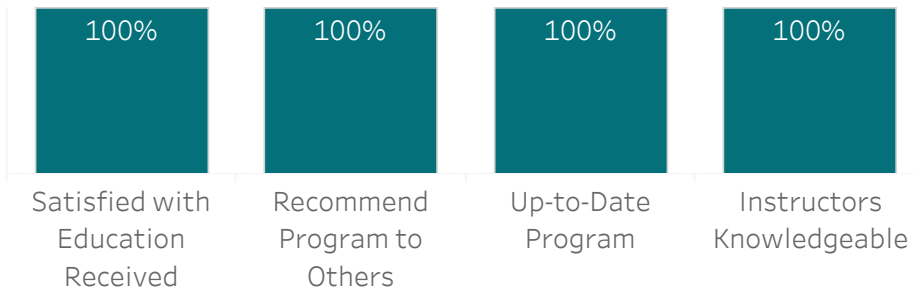


# Automotive Technician-Diploma

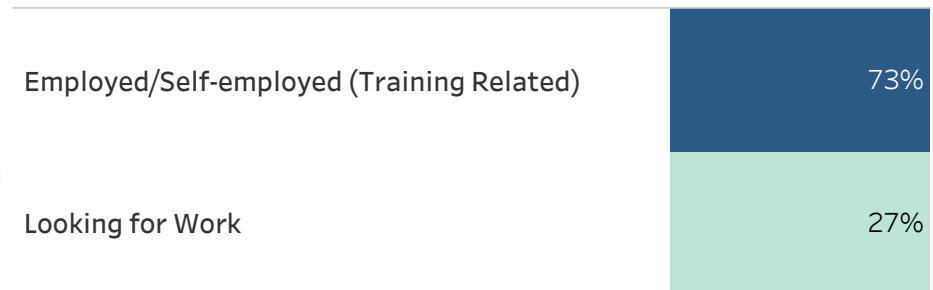
## Diploma

This program supplements the Automotive Technician - Certificate program to develop the skills needed to work in the electronic technician field. Entering students must have completed a 10-month Automotive Technician - Certificate or Heavy Duty Equipment Mechanic (certificate) program or have graduated with a Auto/Power Mechanics program from high school. This is a not an apprenticeship program, but may provide credit transfer opportunities towards apprenticeship. Graduates have found employment in service stations, dealerships, and specialty shops.

## Satisfaction - 2016-17



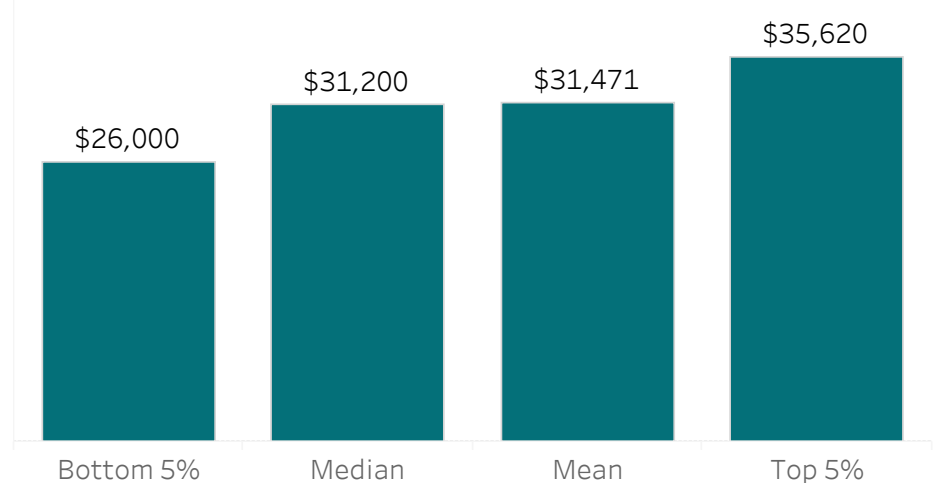
## Graduate Activity - 2016-17



## Three Year Comparison of Employed Respondents

	2014-15	2015-16	2016-17
Number of Graduates	14	19	24
Number of Respondents	9	10	11
Number of Employed Respondents	9	9	8
Percentage of Employed Respondents	100%	90%	73%
Number of Respondents Employed in Training Related Occupations	5	8	8
Percentage of Respondents Employed in Training Related Occupations	56%	80%	73%

## Salary - Last Three Years

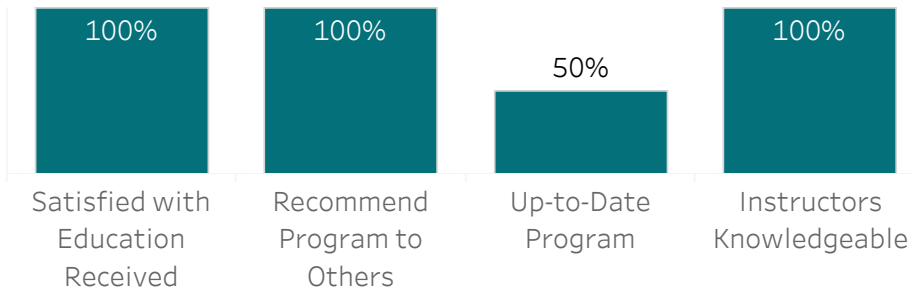


# Collision Repair and Refinishing


## Certificate

Collision Repair and Refinishing provides a basic working knowledge of all areas of metal working and spray painting. Students develop the skills and knowledge required to repair damaged vehicles, including all phases of autobody repair and painting. Many graduates find employment as autobody mechanics, metal finishers, painters' preppers, and bodyframe specialists. Others are employed as claims adjusters, collision estimators or shop supervisors.

### Satisfaction - 2016-17



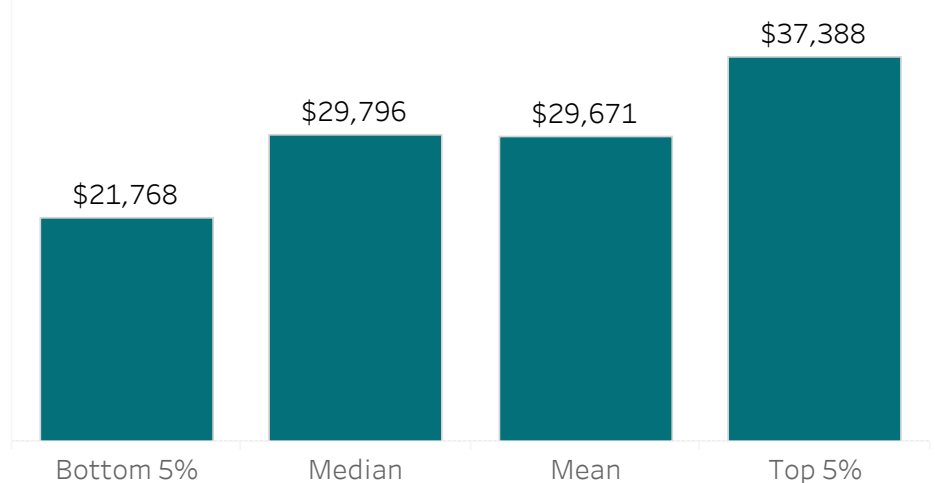
### Graduate Activity - 2016-17



### Three Year Comparison of Employed Respondents

	2014-15	2015-16	2016-17
Number of Graduates	20	23	23
Number of Respondents	12	11	7
Number of Employed Respondents	11	10	7
Percentage of Employed Respondents	92%	91%	100%
Number of Respondents Employed in Training Related Occupations	10	7	7
Percentage of Respondents Employed in Training Related Occupations	83%	64%	100%

### Salary - Last Three Years

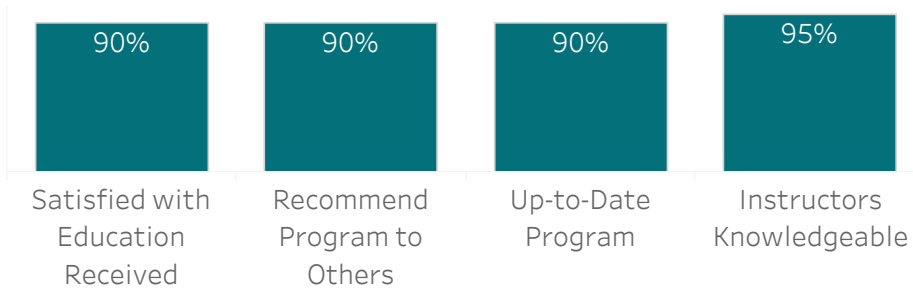


# Heavy Duty Equipment Mechanic

## Certificate

This program is designed to prepare students to adjust, service, and repair a variety of heavy mobile equipment, usually diesel powered, used in construction, agricultural, or highway transportation. Students develop basic knowledge and skills required to perform routine maintenance and repairs to vehicle systems and components. Graduates find employment in the agricultural, construction or transportation sectors.

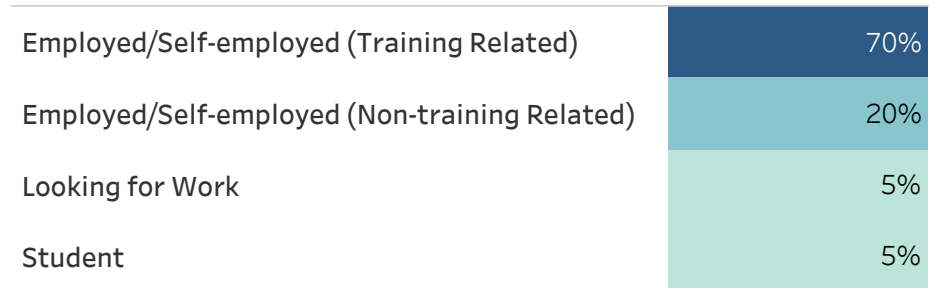
## Satisfaction - 2016-17



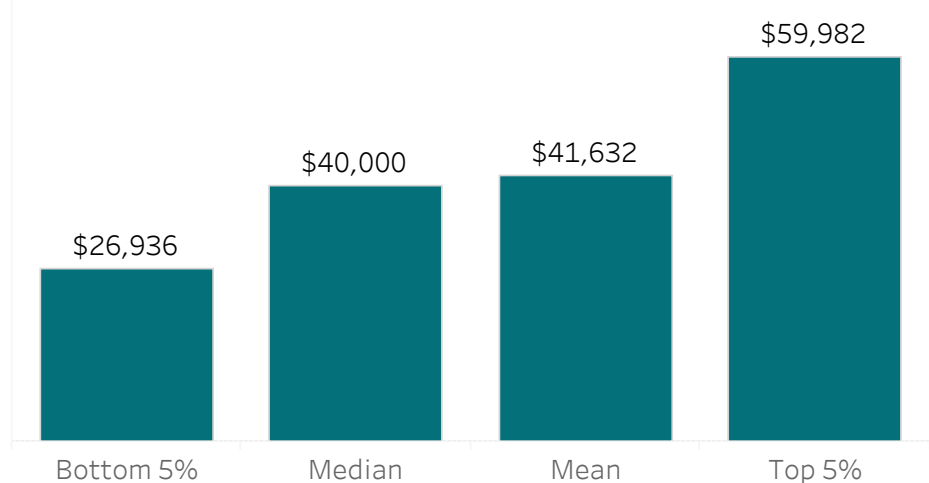
## Three Year Comparison of Employed Respondents

	2014-15	2015-16	2016-17
Number of Graduates	53	49	46
Number of Respondents	28	33	20
Number of Employed Respondents	24	30	18
Percentage of Employed Respondents	86%	91%	90%
Number of Respondents Employed in Training Related Occupations	23	21	14
Percentage of Respondents Employed in Training Related Occupations	82%	64%	70%

## Graduate Activity - 2016-17



## Salary - Last Three Years

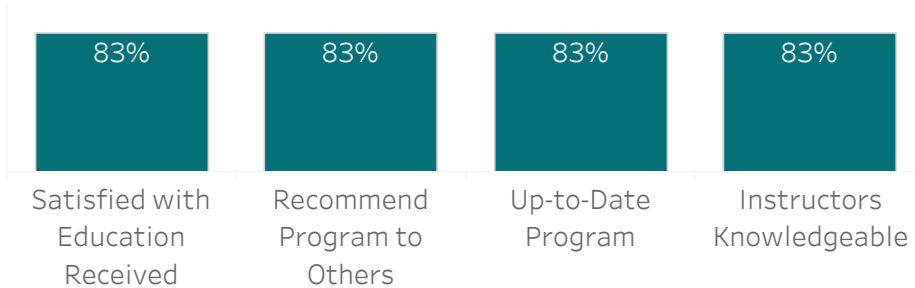


# Outdoor Power Equipment Technician

## Certificate

This program provides students with the skills and knowledge required for entry-level employment in the power equipment repair field. Graduates find employment with a variety of companies engaged in the sales or service of power equipment. Such companies may include agricultural equipment dealers, private power equipment sales and repair shops, rural agribusiness and various federal, provincial and municipal government departments, motorcycle and ATV dealerships, lawn and garden outlets, rental centres, remote fishing lodges, and marine, snowmobile, and personal watercraft dealerships.

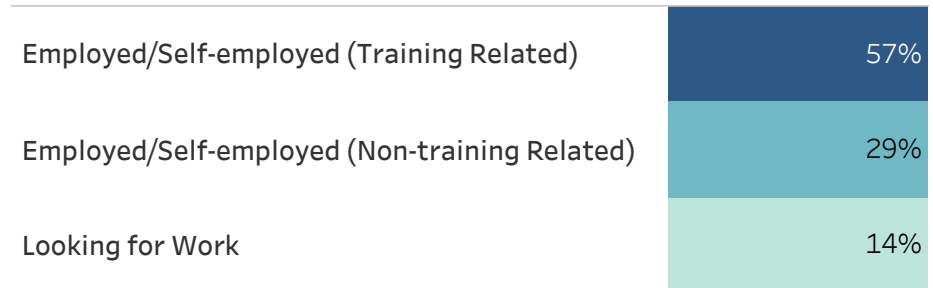
## Satisfaction - 2016-17



## Three Year Comparison of Employed Respondents

	2014-15	2015-16	2016-17
Number of Graduates	8	10	14
Number of Respondents	5	8	7
Number of Employed Respondents	4	5	6
Percentage of Employed Respondents	80%	63%	86%
Number of Respondents Employed in Training Related Occupations	3	4	4
Percentage of Respondents Employed in Training Related Occupations	60%	50%	57%

## Graduate Activity - 2016-17



## Salary - Last Three Years

