

# Graduate Satisfaction and Employment Report

2017-18 GRADUATES



WHAT WE'RE DOING IS WORKING.

# Introduction

This Graduate Satisfaction & Employment report summarizes the findings of the surveys of Red River College (RRC) graduates from regular, apprenticeship, continuing education, and regional campus programs. This report includes survey results from the 2017/2018 academic year.

The College conducts these surveys of graduates every year to understand employment outcomes and the attitudes and feelings of graduates about their education at RRC. The findings are used across the College to improve programs.

The College's academic aim is to help create successful careers for learners and a skilled workforce for the community by providing comprehensive, inclusive, and accessible learning opportunities through high quality, leading edge, applied education programs. To assess how well the College is doing in this endeavor, it is essential to seek out our graduates and ask what they are doing.

This report serves many purposes. It helps establish the College's accountability to the Advanced Education and Skills Division and the Province of Manitoba, as well as to graduates and students, and to all Manitobans. It also helps in the continuous improvement of our academic programming as results from the surveys are used for reviews throughout the College. Overall, the knowledge provided by our graduates informs RRC's planning.

Prospective students, high school and college counselors, academic advisors, faculty, and many others who are involved in the career planning and decision-making process for current and prospective students, use this report.

The pages that follow include a number of tables and charts at a college-wide, school and program level providing employment related information and education satisfaction ratings. There is a wealth of information on the outcomes of our graduates. The primary objectives of the surveys are to:

- Ascertain the employment status of graduates, their quality of employment and whether this employment is related to their field of study;
- Examine the opinions and attitudes of graduates about the education received at Red River College; and
- Obtain employment information such as job positions, incomes, and work locations.

Comments about this Report can be directed to the Institutional Analysis and Planning Department, C509-2055 Notre Dame Avenue, Winnipeg, MB R3H 0J9, Canada. The report is available online at [www.rrc.ca/numbers/reports/](http://www.rrc.ca/numbers/reports/) under Student and Graduate Reports.

Questions concerning the methodology of the study should be directed to Julie Sharma, Senior Analyst, [jsharma119@rrc.ca](mailto:jsharma119@rrc.ca) or Nancy Ball, Research Assistant, [nball@rrc.ca](mailto:nball@rrc.ca).

# Highlights - 2017/2018 Graduates

Red River College's Satisfaction and Employment survey of 2017/2018 graduates shows that graduates continue to find jobs in Manitoba and express high levels of satisfaction with their education.

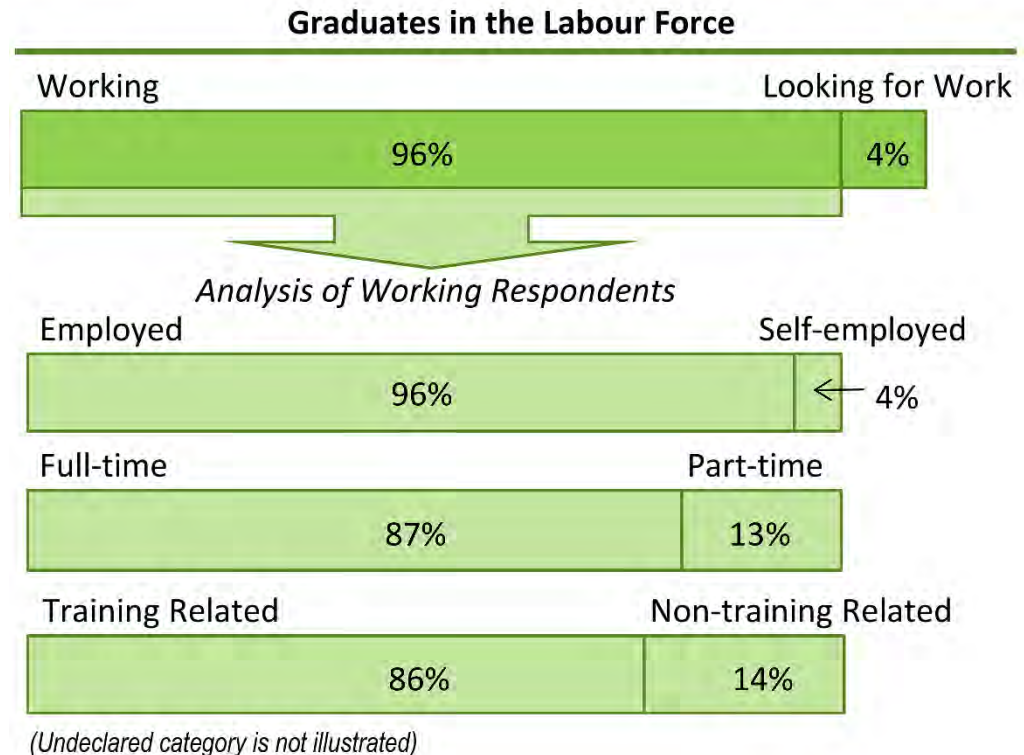
Of all graduates who responded to the survey, 92 percent were employed and 3 percent were furthering their education.

Ninety-five percent of all respondents reported that they were very satisfied or satisfied with their education at Red River College and 94 percent said they would recommend their program to others.

## Labour Force\*

Of those graduates who were in the labour force, seeking employment, 96 percent found jobs. Only 4 percent were looking for work. Also, of the responding employed graduates who reported an employer's address, 98 percent were working in Manitoba.

Notably, 86 percent of graduates who comprised part of the labour force were employed or self-employed in a field related to the education and training they received. Additionally, 87 percent of these graduates reported that they were employed full-time.



**\*Note:** Labour Force information includes those employed or looking for employment as provided by Regular, Regional, Apprenticeship and Continuing Education graduates.



# Table of Contents

<b>All Red River College Programs .....</b>	<b>1</b>	Property and Casualty Insurance .....	34
<b>All Programs in Business &amp; Applied Arts .....</b>	<b>2</b>	Residential Decorating .....	35
<b>All Programs in Applied Commerce &amp; Management Education .....</b>	<b>3</b>	Technical Communication .....	36
Applied Accounting .....	4	<b>All Programs in Business &amp; Management (CE) .....</b>	<b>37</b>
Business Admin – Financial Services .....	5	Accounting .....	38
Business Admin – Human Resource Management .....	6	Administrative Assistant .....	39
Business Admin – Marketing .....	7	Management Development .....	40
Business Administration – Accounting .....	8	<b>All Programs in Community Services (CE) .....</b>	<b>41</b>
Business Administration – Administration .....	9	Applied Counselling .....	42
Commerce Industry Sales & Marketing .....	10	Justice and Public Safety .....	43
International Business .....	11	Therapeutic Recreation Facilitator for Older Adults .....	44
<b>All Programs in Applied Computer Education .....</b>	<b>12</b>	Youth Recreation Activity Worker .....	45
Applied Accounting .....	13	<b>All Programs in Education, Foundation Studies (CE) .....</b>	<b>46</b>
Business Information Technology .....	14	Educational Assistant Certificate .....	47
Business Technology Management .....	15	<b>All Programs in Health Sciences (CE) .....</b>	<b>48</b>
Introduction to Business Information Technology .....	16	Health Services Leadership and Management .....	49
<b>All Programs in Creative Arts .....</b>	<b>17</b>	Health Unit Clerk .....	50
Creative Communications .....	18	Medical Device Reprocessing Technician .....	51
Digital Media Design .....	19	Occupational Health & Safety .....	52
Graphic Design .....	20	<b>All Programs in Industry and Transportation (CE) .....</b>	<b>53</b>
Graphic Design Advanced .....	21	Drafting/CAD .....	54
Library and Information Technology .....	22	Industrial Electrical Maintenance .....	55
<b>All Programs in Hospitality and Culinary Arts .....</b>	<b>23</b>	Operations Management .....	56
App Cook .....	24	Railway Conductor .....	57
Culinary Arts .....	25	<b>All Programs in Information Technology (CE) .....</b>	<b>58</b>
Hospitality and Tourism Management .....	26	Business Analyst .....	59
Hotel & Restaurant Management .....	27	Computer and Network Support .....	60
Professional Baking .....	28	Professional Photography .....	61
<b>All Programs in Continuing Education .....</b>	<b>29</b>	Project Management .....	62
<b>All Programs in Applied Arts &amp; Communications (CE) .....</b>	<b>30</b>	Software Development .....	63
General Insurance .....	31	<b>All Programs in Education, Arts &amp; Science .....</b>	<b>64</b>
Human Resource Management .....	32	Certificate in Adult Education .....	65
Legal Assistant .....	33	Industrial Arts/Technology Teacher Education .....	66
		Technical Vocational Teacher Education .....	67

# Table of Contents

<b>All Programs in Health Sciences &amp; Community Services .....</b>	<b>68</b>	<b>All Programs in Steinbach Campus .....</b>	<b>103</b>
<b>All Programs in Allied Health Sciences .....</b>	<b>69</b>	Administrative Assistant .....	104
Diagnostic Medical Sonography - Ultrasound.....	70	Business Administration-Accounting .....	105
Medical Laboratory Sciences.....	71	Health Care Aide .....	106
Medical Radiologic Technology.....	72	<b>All Programs in Winkler Campus .....</b>	<b>107</b>
MRI and Spectroscopy.....	73	Business Administration-Administration .....	108
Paramedicine - Advanced Care Paramedicine.....	74	Educational Assistant Certificate .....	109
Paramedicine - Primary Care Paramedicine .....	75	Health Care Aide .....	110
<b>All Programs in Community Services.....</b>	<b>76</b>	<b>All Programs in Skilled Trades &amp; Technology.....</b>	<b>111</b>
Child and Youth Care .....	77	<b>All Programs in Civil Engineering Technology.....</b>	<b>112</b>
Disability and Community Services .....	78	Architectural/Engineering Technology.....	113
Early Childhood Education.....	79	Building Design Technology .....	114
Early Childhood Education Workplace.....	80	Construction Management.....	115
<b>All Programs in Life Sciences.....</b>	<b>81</b>	Environmental Engineering Technology .....	116
Dental Assisting.....	82	Geographic Information Systems Technology.....	117
Health Information Management .....	83	Geomatics Technology.....	118
Pharmaceutical Manufacturing .....	84	Greenspace Horticulture .....	119
QA/QC in the Pharmaceutical Industry .....	85	Municipal Engineering Technology.....	120
Science Laboratory Technology .....	86	Structural Engineering Technology .....	121
Veterinary Technology .....	87	<b>All Programs in Construction Trades .....</b>	<b>122</b>
<b>All Programs in Nursing .....</b>	<b>88</b>	App Carpenter.....	123
Health Care Aide .....	89	App Common Core Domestic Gasfitter B .....	124
Health Care Aide and Health Unit Clerk.....	90	App Plumber .....	125
Nursing.....	91	App Refrigeration & Air Conditioning Mechanic Commercial.....	126
<b>All Programs in Indigenous &amp; Strategic Planning .....</b>	<b>92</b>	App Sheet Metal Worker .....	127
<b>All Programs in Indigenous Education.....</b>	<b>93</b>	Cabinetry and Woodworking - Certificate.....	128
Community Centred Therapy.....	94	Cabinetry and Woodworking Technology .....	129
Community Development/Community Economic Development.....	95	Carpentry .....	130
Introduction to Trades .....	96	Plumbing .....	131
<b>All Programs in Regional Campuses.....</b>	<b>97</b>	Refrigeration & Air Conditioning Technician .....	132
<b>All Programs in Interlake Campuses .....</b>	<b>98</b>	<b>All Programs in Electrical/Electronics .....</b>	<b>133</b>
Educational Assistant Certificate .....	99	Electrical Engineering Technology .....	134
Health Care Aide .....	100	Electronic Engineering Technology .....	135
<b>All Programs in Portage Campus.....</b>	<b>101</b>	Network Services Technician.....	136
Health Care Aide .....	102		

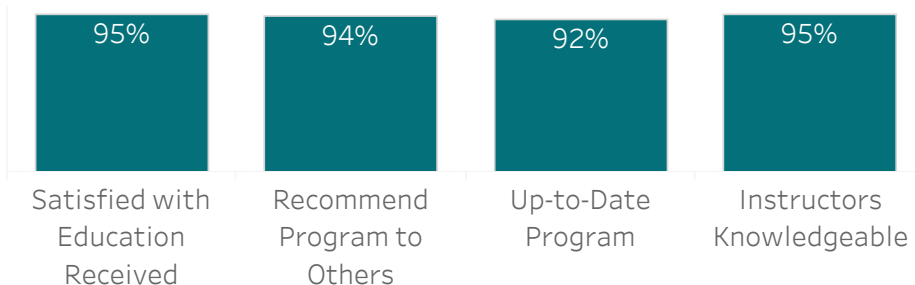
# Table of Contents

<b>All Programs in Electrical, Mechanical &amp; Manufacturing .....</b>	<b>137</b>
App Construction Electrician.....	138
App Power Electrician .....	139
Electrical.....	140
Manufacturing Technician .....	141
Mechanical Engineering Technology .....	142
Power Engineering Technology.....	143
Precision Metal Machining .....	144
Technology Management .....	145
Welding .....	146
<b>All Programs in Stevenson Aviation &amp; Aerospace Training .....</b>	<b>147</b>
Aerospace Manufacturing .....	148
Aircraft Maintenance Engineer .....	149
Apprentice Aircraft Maintenance Journeyperson.....	150
Introduction to Aircraft Maintenance Engineer.....	151
<b>All Programs in Transportation &amp; Heavy Apprenticeship Trades.....</b>	<b>152</b>
App Automotive Service Technician.....	153
App Truck & Transport Mechanic.....	154
Automotive Technician-Certificate.....	155
Automotive Technician-Diploma.....	156
Collision Repair and Refinishing.....	157
Heavy Duty Equipment Mechanic .....	158
Outdoor Power Equipment Technician .....	159

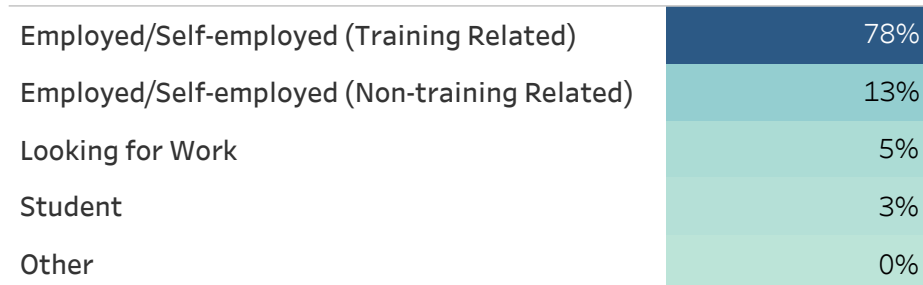
## All Red River College Programs

RRC provides flexible, accessible, quality education designed to help you succeed. With more than 200 full and part-time degree, diploma and certificate options, our programs and courses offer something for everyone. There are more than 100 full-time programs that deliver the hands-on experience you need to succeed and with campuses throughout Manitoba, we've got you covered.

### Satisfaction - 2017-18



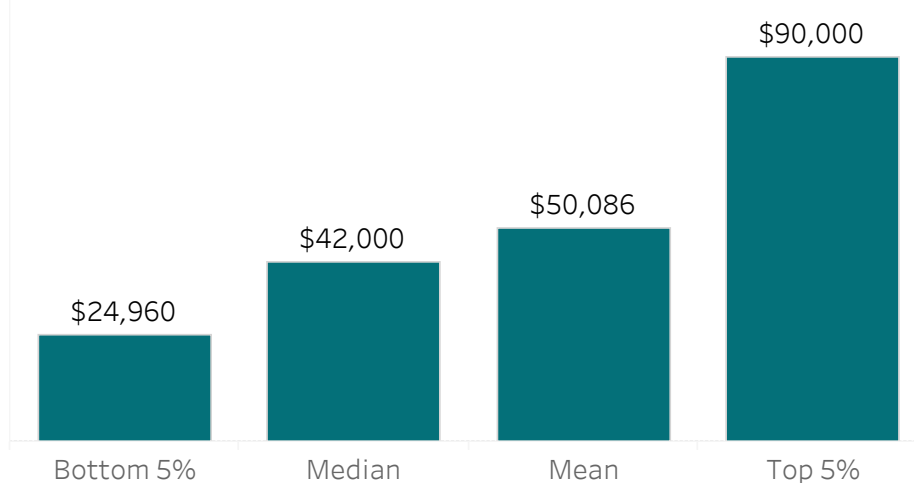
### Graduate Activity - 2017-18



### Three Year Comparison of Employed Respondents

	2015-16	2016-17	2017-18
Number of Graduates	4,373	4,663	4,525
Number of Respondents	2,421	2,026	2,459
Number of Employed Respondents	2,049	1,765	2,254
Percentage of Employed Respondents	85%	87%	92%
Number of Respondents Employed in Training Related Occupations	1,655	1,444	1,928
Percentage of Respondents Employed in Training Related Occupations	68%	71%	78%

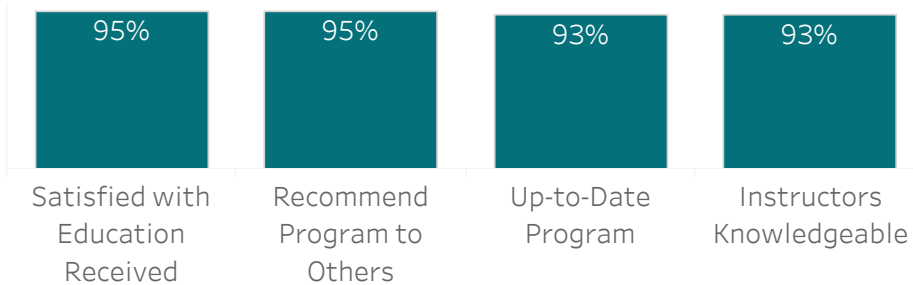
### Salary - Last Three Years



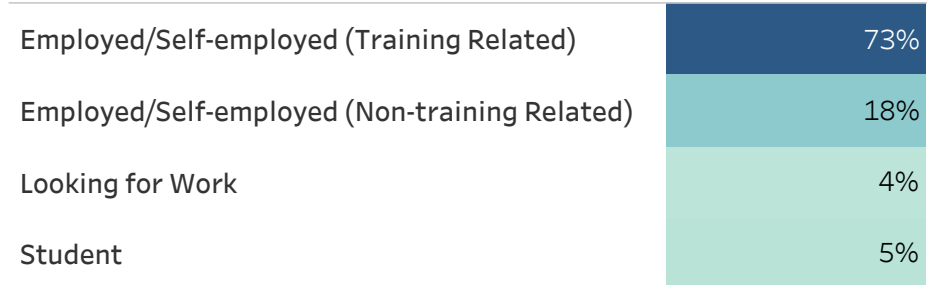
## All Programs in Business & Applied Arts

Business and Applied Arts consists of four divisions: Applied Computer Education, Applied Commerce & Management Education, Creative Arts, and Hospitality and Culinary Arts. This school offers programs designed to meet the specific needs of the business, information technology, graphics and communications, and hospitality professions.

### Satisfaction - 2017-18



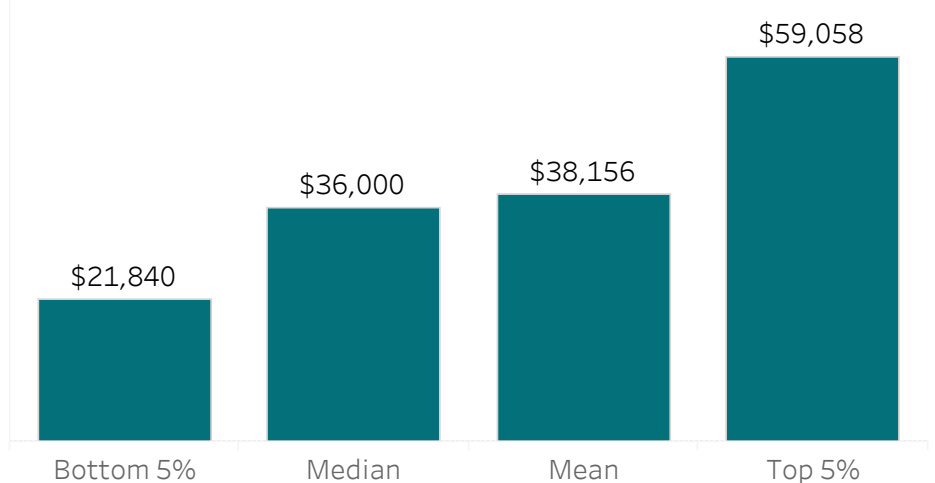
### Graduate Activity - 2017-18



### Three Year Comparison of Employed Respondents

	2015-16	2016-17	2017-18
Number of Graduates	916	1,019	993
Number of Respondents	511	473	542
Number of Employed Respondents	411	393	490
Percentage of Employed Respondents	80%	83%	90%
Number of Respondents Employed in Training Related Occupations	322	308	393
Percentage of Respondents Employed in Training Related Occupations	63%	65%	73%

### Salary - Last Three Years

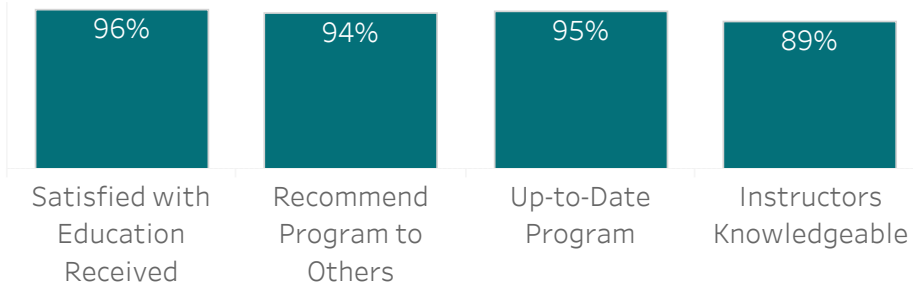




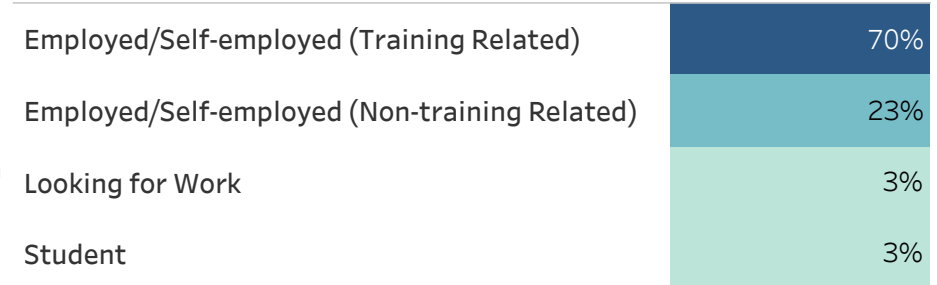
# All Programs in Applied Commerce & Management Education

Students in Applied Commerce & Management Education programs gain the skills needed to work in commerce or management related fields.

Satisfaction - 2017-18



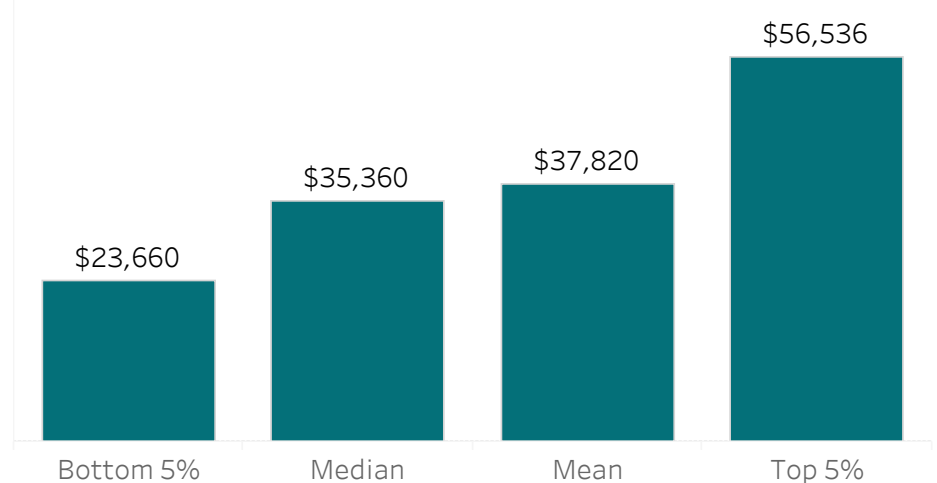
Graduate Activity - 2017-18



Three Year Comparison of Employed Respondents

	2015-16	2016-17	2017-18
Number of Graduates	372	455	432
Number of Respondents	207	202	237
Number of Employed Respondents	169	169	221
Percentage of Employed Respondents	82%	84%	93%
Number of Respondents Employed in Training Related Occupations	120	119	166
Percentage of Respondents Employed in Training Related Occupations	58%	59%	70%

Salary - Last Three Years



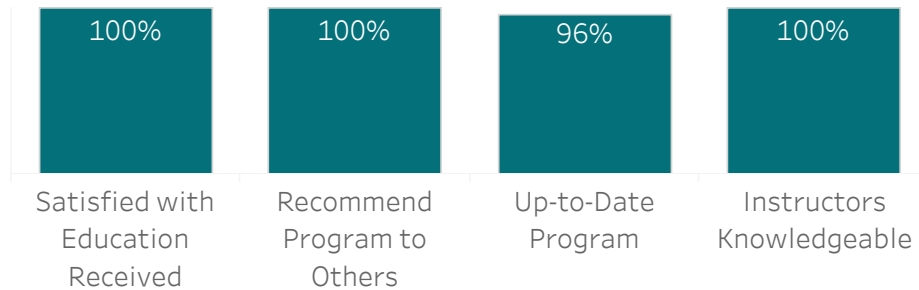
# Applied Accounting

## Certificate

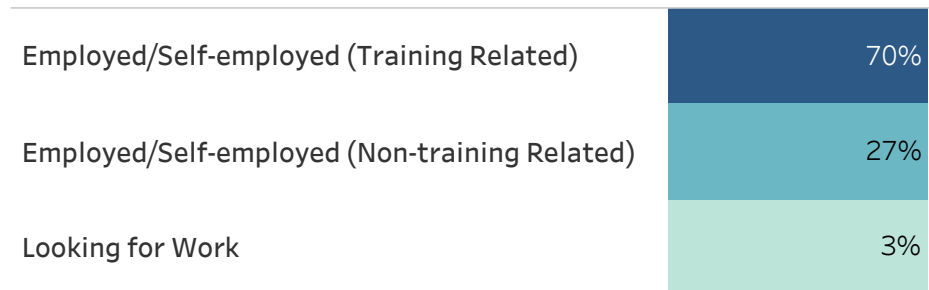
The Applied Accounting program is designed to provide the necessary skills needed for entry level accounting support positions. In addition to developing basic accounting and computer skills, the program includes courses in general business practices. Most graduates find employment as accounting or finance clerks or small business bookkeepers in public administration, professional, scientific and technical services, manufacturing, wholesale trade, transportation and warehousing, retail trade, or finance and insurance.

**Note:** Applied Accounting has been reassigned from the Applied Computer Education Division to the Applied Commerce & Management Education Division. Data appears under both divisions due to this reassignment.

## Satisfaction - 2017-18



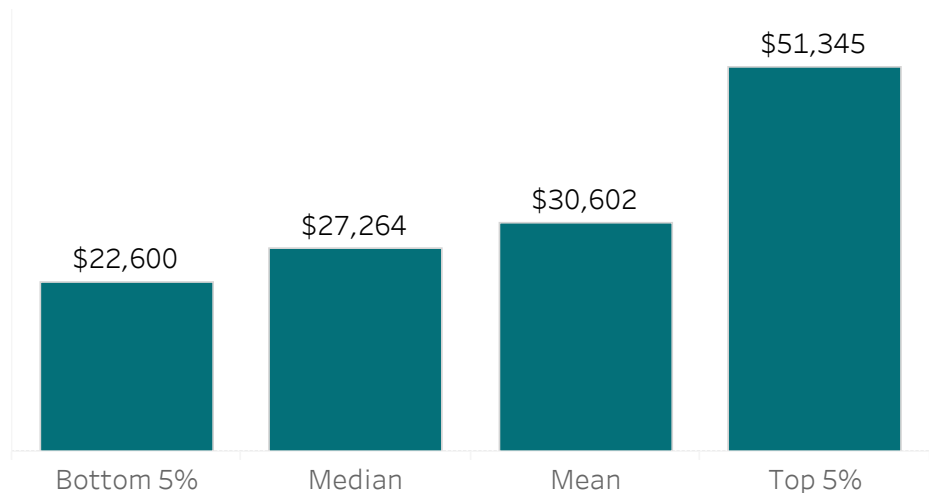
## Graduate Activity - 2017-18



## Three Year Comparison of Employed Respondents

	2017-18
Number of Graduates	54
Number of Respondents	30
Number of Employed Respondents	29
Percentage of Employed Respondents	97%
Number of Respondents Employed in Training Related Occupations	21
Percentage of Respondents Employed in Training Related Occupations	70%

## Salary - Last Three Years

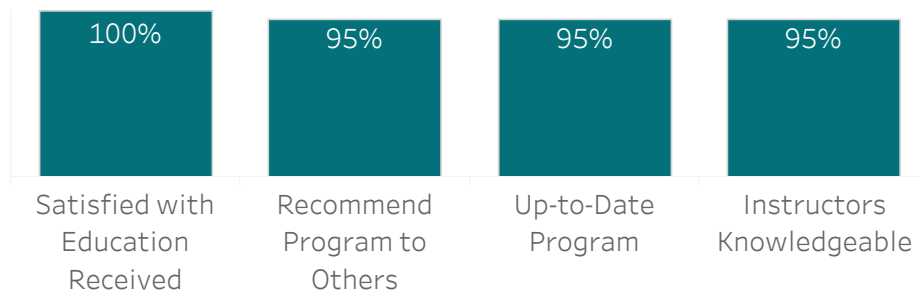


## Business Admin - Financial Services

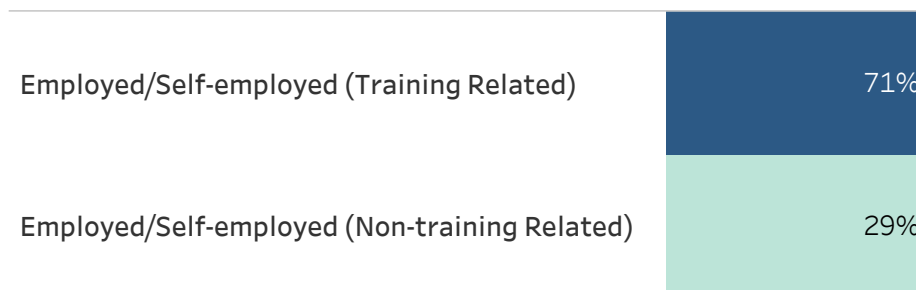
### Diploma

The Financial Services major is designed for those interested in banking and finance as a career. The major provides graduates with strong communication, organizational, and analytical skills, and experience in financial applications.

### Satisfaction - 2017-18



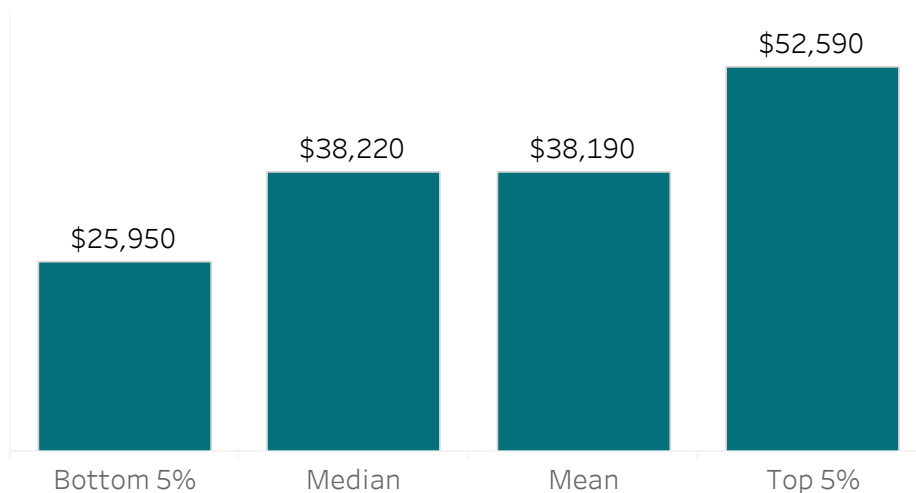
### Graduate Activity - 2017-18



### Three Year Comparison of Employed Respondents

	2015-16	2016-17	2017-18
Number of Graduates	36	50	36
Number of Respondents	24	24	21
Number of Employed Respondents	22	22	21
Percentage of Employed Respondents	92%	92%	100%
Number of Respondents Employed in Training Related Occupations	15	16	15
Percentage of Respondents Employed in Training Related Occupations	63%	67%	71%

### Salary - Last Three Years

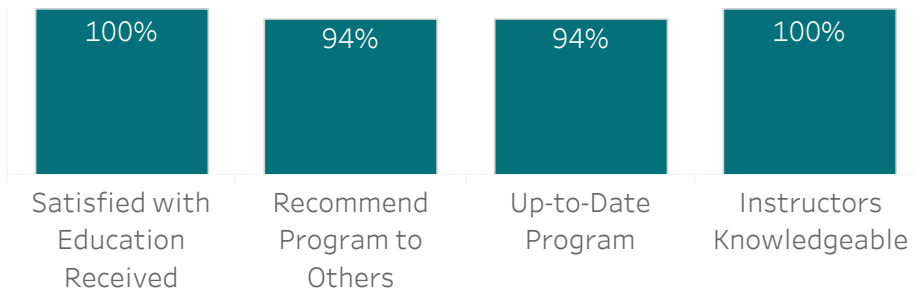


# Business Admin - Human Resource Management

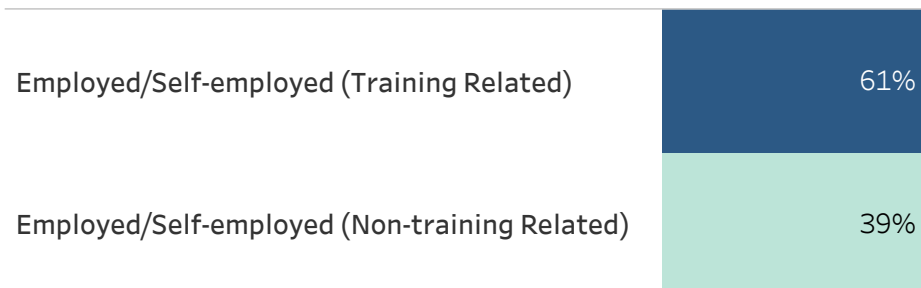
## Diploma

This Business Administration major is designed for students with strong critical thinking and interpersonal skills who want to implement the functions of human resource management. Students will be prepared for an administrative role in an HRM department and can begin the professional certification process, if they desire.

### Satisfaction - 2017-18



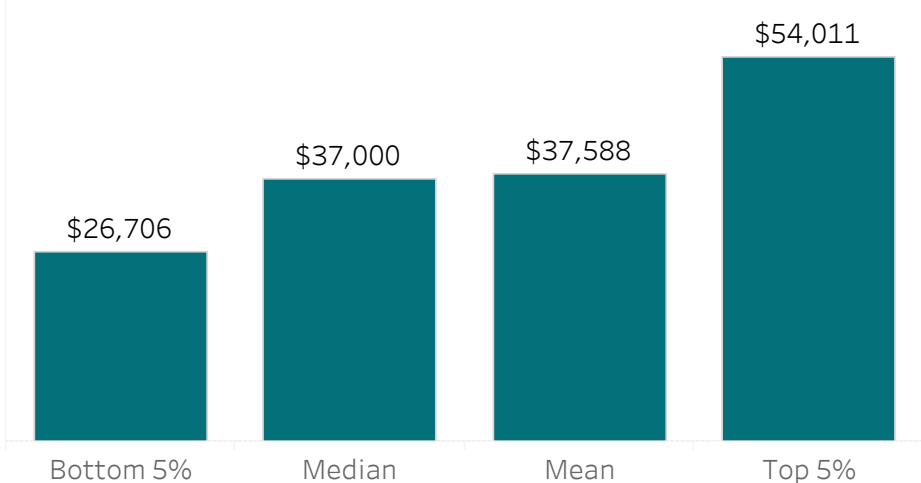
### Graduate Activity - 2017-18



### Three Year Comparison of Employed Respondents

	2015-16	2016-17	2017-18
Number of Graduates	36	40	33
Number of Respondents	21	23	18
Number of Employed Respondents	17	22	18
Percentage of Employed Respondents	81%	96%	100%
Number of Respondents Employed in Training Related Occupations	12	16	11
Percentage of Respondents Employed in Training Related Occupations	57%	70%	61%

### Salary - Last Three Years

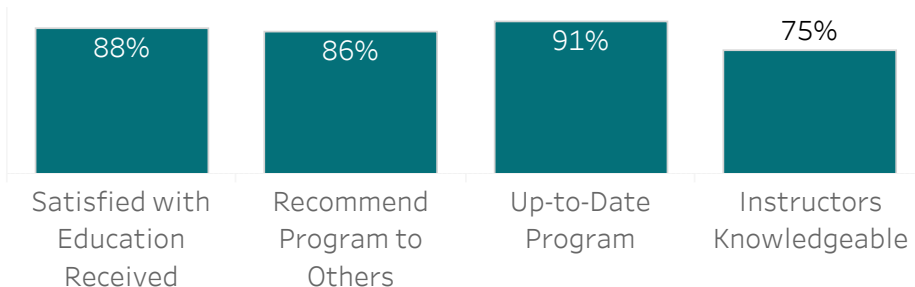


# Business Administration - Marketing

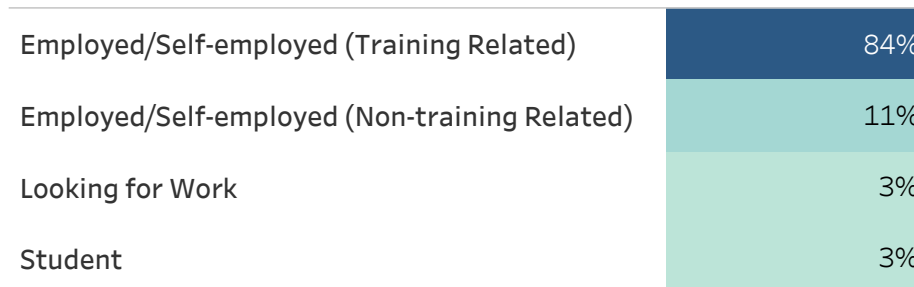
## Diploma

Students in this Business Administration major develop critical and analytical skills used in the strategic marketing process. Many graduates seek employment in the marketing departments of a variety of businesses, including retail, manufacturing and industrial sectors. Other have found careers in small business or started their own enterprises.

## Satisfaction - 2017-18



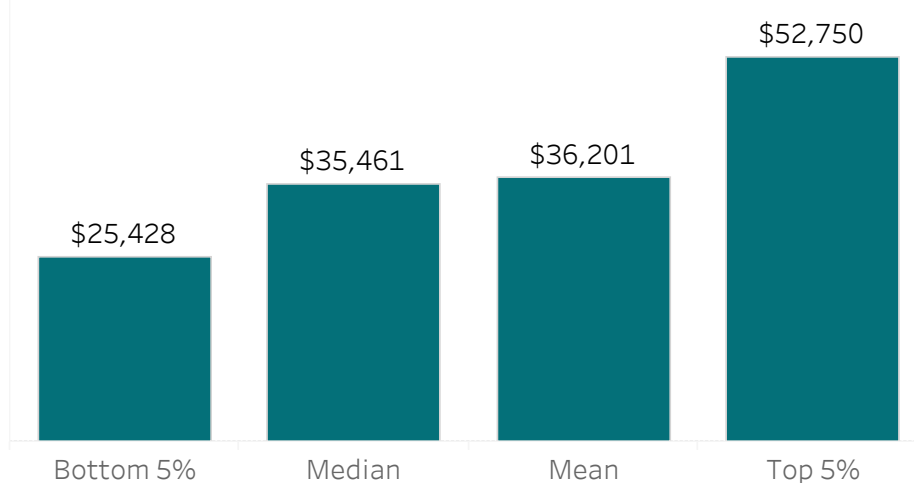
## Graduate Activity - 2017-18



## Three Year Comparison of Employed Respondents

	2015-16	2016-17	2017-18
Number of Graduates	44	51	71
Number of Respondents	27	23	37
Number of Employed Respondents	24	19	35
Percentage of Employed Respondents	89%	83%	95%
Number of Respondents Employed in Training Related Occupations	18	12	31
Percentage of Respondents Employed in Training Related Occupations	67%	52%	84%

## Salary - Last Three Years

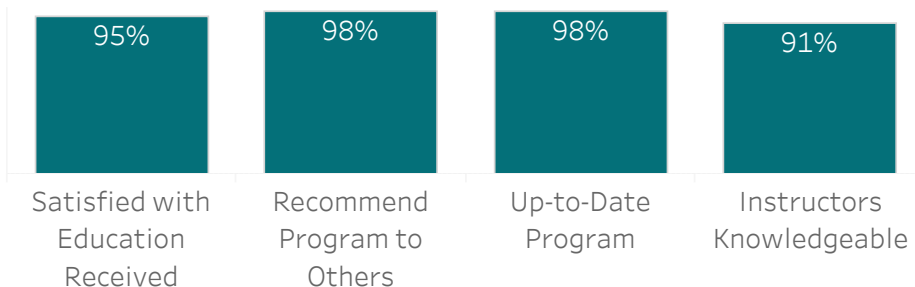


# Business Administration-Accounting

## Diploma

Graduates of this Business Administration major develop abilities and obtain knowledge of accounting principles and practices. Many graduates pursue post-graduate programs in professional accounting, including CMA and CGA programs. Graduates of the Accounting major usually find employment in the accounting departments of Manitoba businesses. Others have found careers in small business or started their own enterprises.

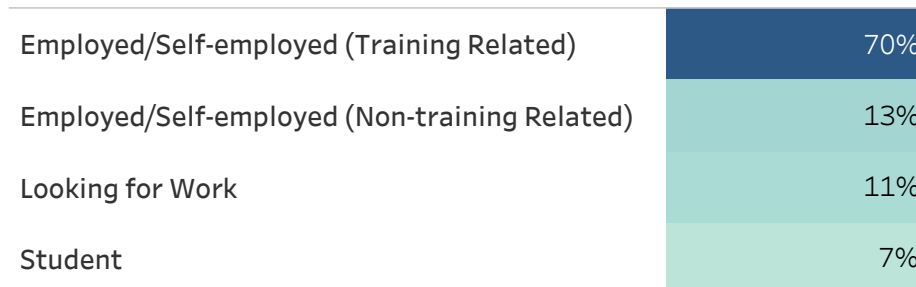
## Satisfaction - 2017-18



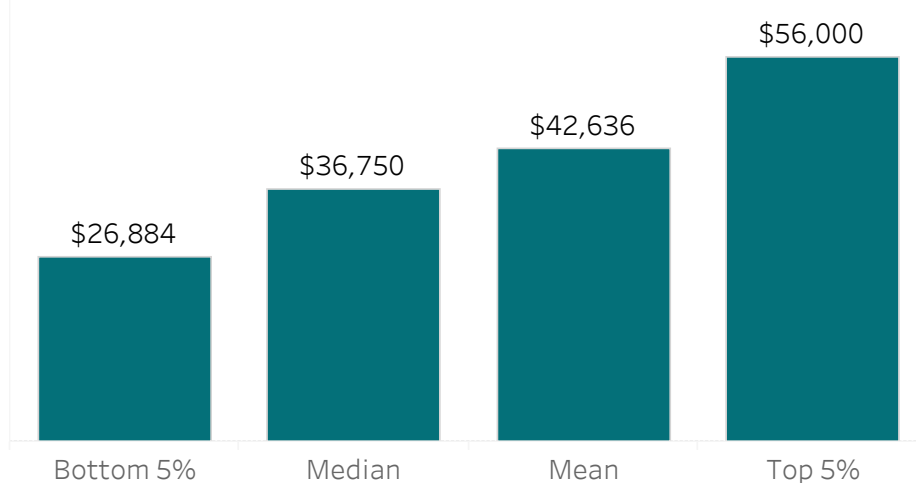
## Three Year Comparison of Employed Respondents

	2015-16	2016-17	2017-18
Number of Graduates	74	59	77
Number of Respondents	43	33	46
Number of Employed Respondents	33	28	38
Percentage of Employed Respondents	77%	85%	83%
Number of Respondents Employed in Training Related Occupations	30	24	32
Percentage of Respondents Employed in Training Related Occupations	70%	73%	70%

## Graduate Activity - 2017-18



## Salary - Last Three Years

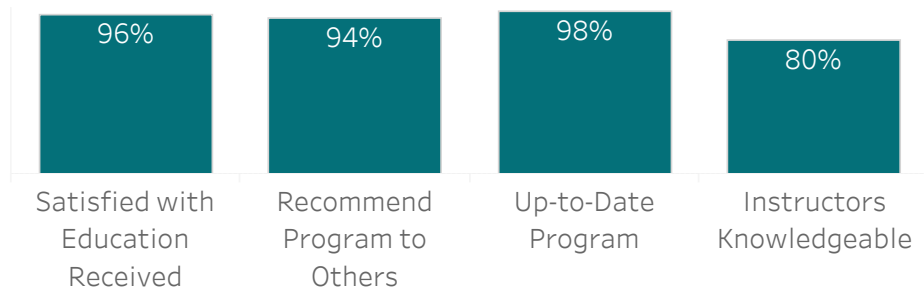




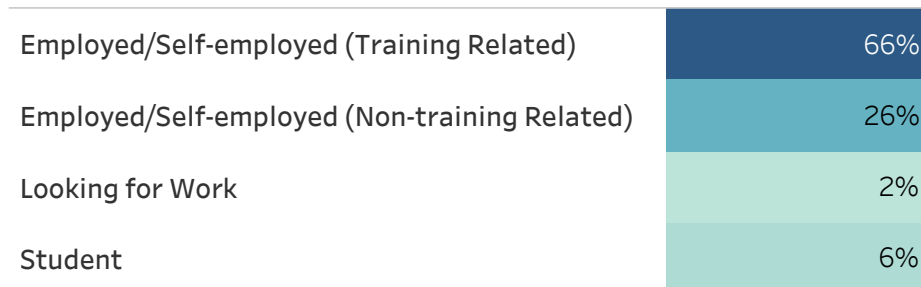
# Business Administration-Administration

**Diploma**  
Students develop a potential for supervision and management through the study of business-related courses and practical projects. Many graduates have been accepted into management training programs with department stores, banks, insurance companies and financial institutions. Others have found careers in small business or started their own enterprises.

Satisfaction - 2017-18



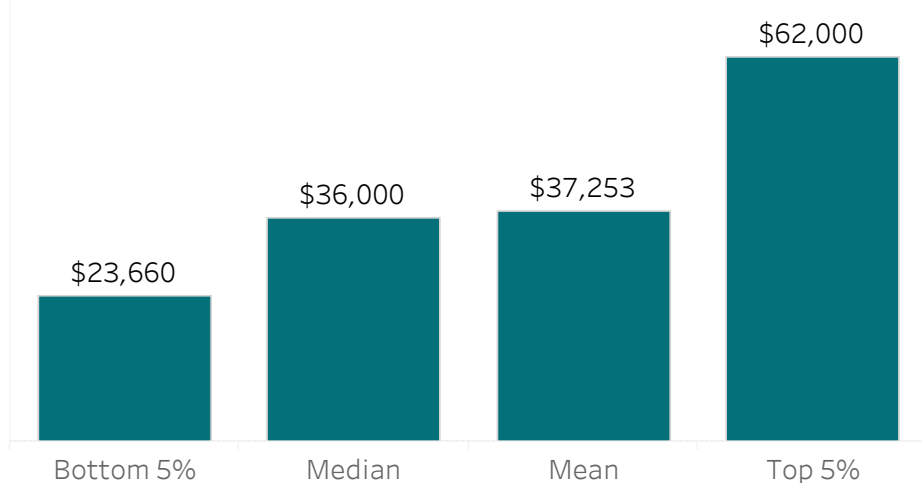
Graduate Activity - 2017-18



Three Year Comparison of Employed Respondents

	2015-16	2016-17	2017-18
Number of Graduates	92	120	86
Number of Respondents	62	56	53
Number of Employed Respondents	44	37	49
Percentage of Employed Respondents	71%	66%	92%
Number of Respondents Employed in Training Related Occupations	28	26	35
Percentage of Respondents Employed in Training Related Occupations	45%	46%	66%

Salary - Last Three Years

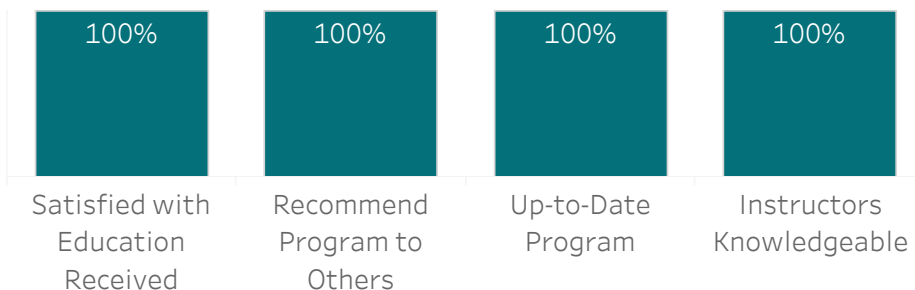


# Commerce Industry Sales & Marketing

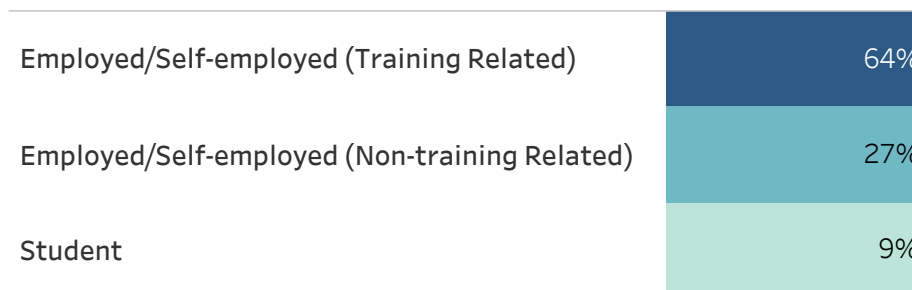
## Certificate

This program develops the knowledge and personal selling skills required for long term partnerships and sales success. It reflects a needs-satisfaction selling philosophy supported by a persuasive and interactive communication process. Graduates have found employment as sales and marketing representatives in various industries including manufacturing and distribution of office supplies and equipment, food and paper products, industrial goods, transportation services, and consumer goods and services.

## Satisfaction - 2017-18



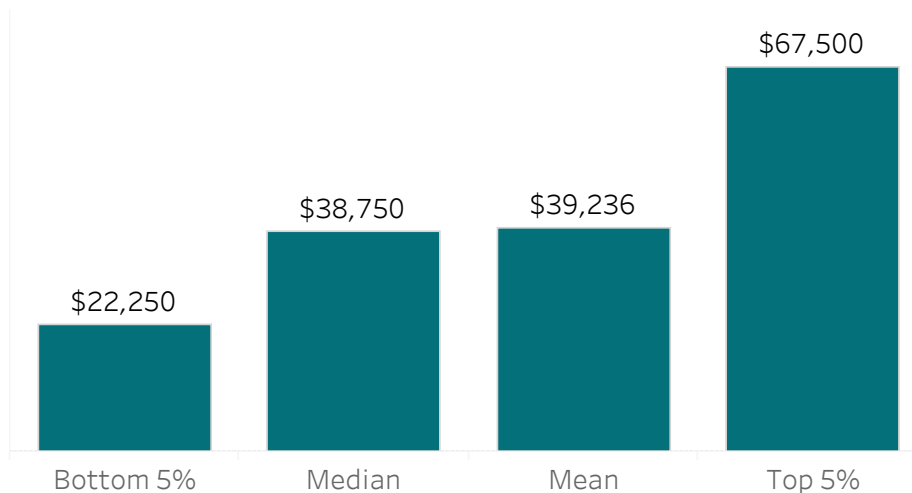
## Graduate Activity - 2017-18



## Three Year Comparison of Employed Respondents

	2015-16	2016-17	2017-18
Number of Graduates	23	9	14
Number of Respondents	11	3	11
Number of Employed Respondents	11	3	10
Percentage of Employed Respondents	100%	100%	91%
Number of Respondents Employed in Training Related Occupations	10	3	7
Percentage of Respondents Employed in Training Related Occupations	91%	100%	64%

## Salary - Last Three Years

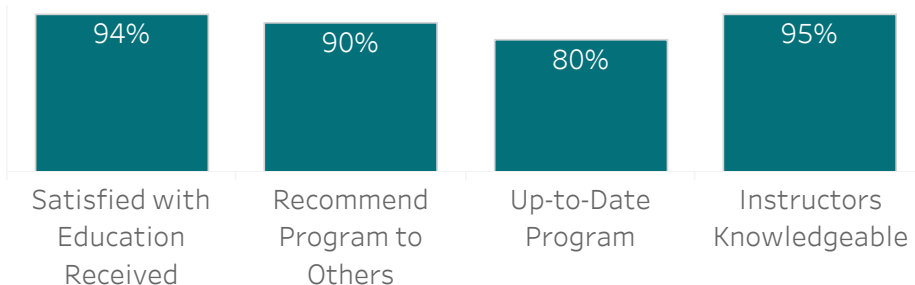


# International Business

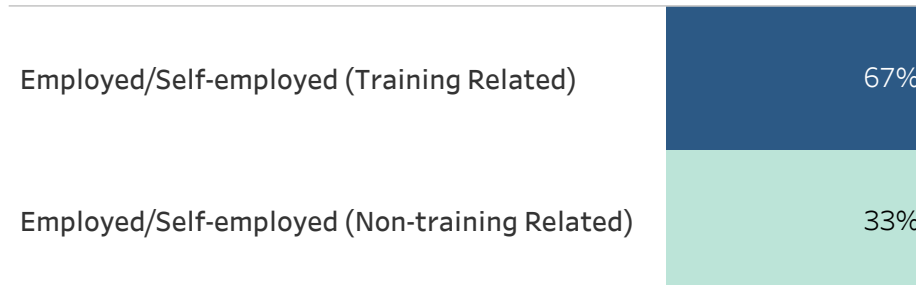
## Post-Graduate Diploma

The International Business program prepares students to meet the challenges of adapting to the global marketplace. The need for well-trained and well-qualified business specialists in international business is expanding. Graduates can find a wide range of differing business, industry and organization career opportunities.

## Satisfaction - 2017-18



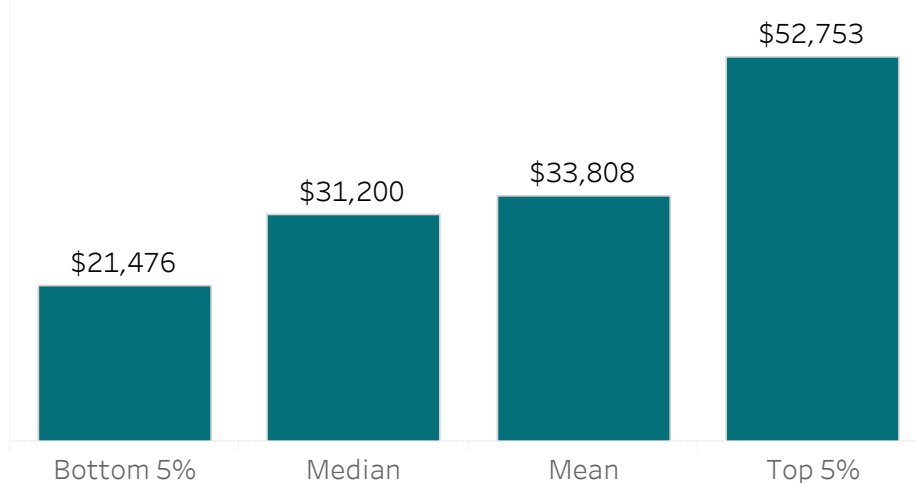
## Graduate Activity - 2017-18



## Three Year Comparison of Employed Respondents

	2015-16	2016-17	2017-18
Number of Graduates	67	126	61
Number of Respondents	19	40	21
Number of Employed Respondents	18	38	21
Percentage of Employed Respondents	95%	95%	100%
Number of Respondents Employed in Training Related Occupations	7	22	14
Percentage of Respondents Employed in Training Related Occupations	37%	55%	67%

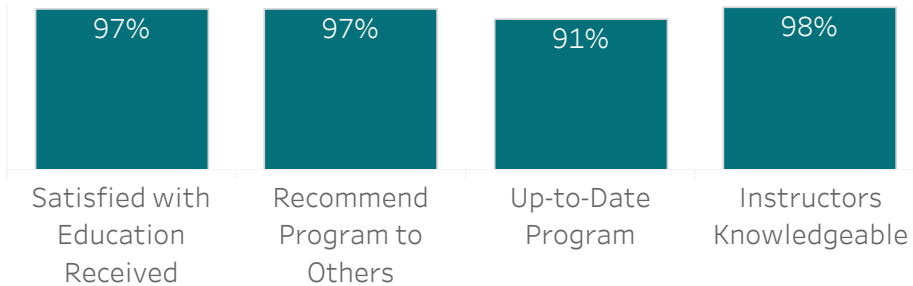
## Salary - Last Three Years



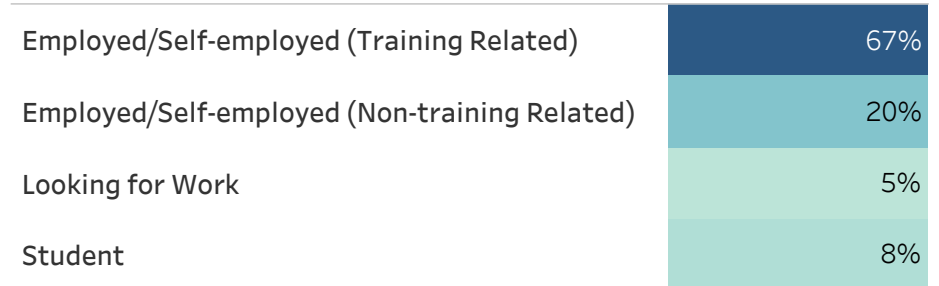
## All Programs in Applied Computer Education

Applied Computer Education programs focus on the practical aspects of computer science, such as network administration, web development and systems analysis.

### Satisfaction - 2017-18



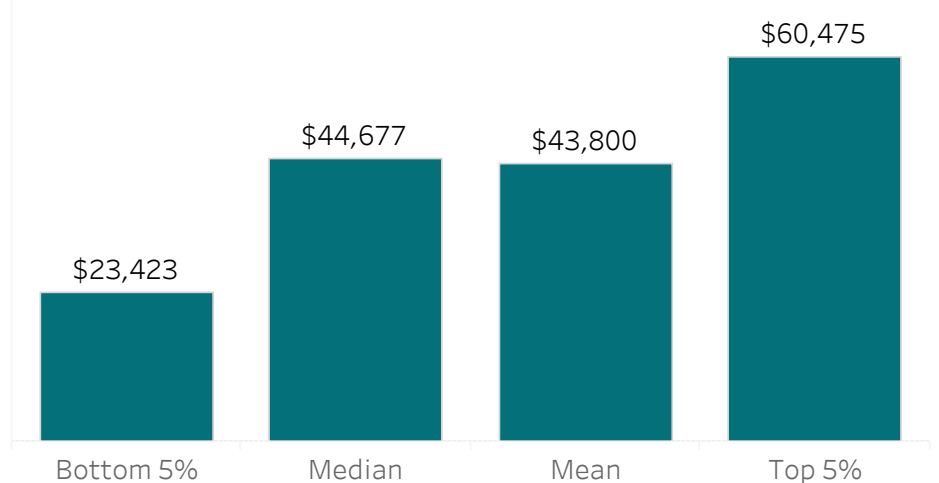
### Graduate Activity - 2017-18



### Three Year Comparison of Employed Respondents

	2015-16	2016-17	2017-18
Number of Graduates	219	246	257
Number of Respondents	120	122	125
Number of Employed Respondents	87	98	109
Percentage of Employed Respondents	73%	80%	87%
Number of Respondents Employed in Training Related Occupations	69	75	84
Percentage of Respondents Employed in Training Related Occupations	58%	61%	67%

### Salary - Last Three Years



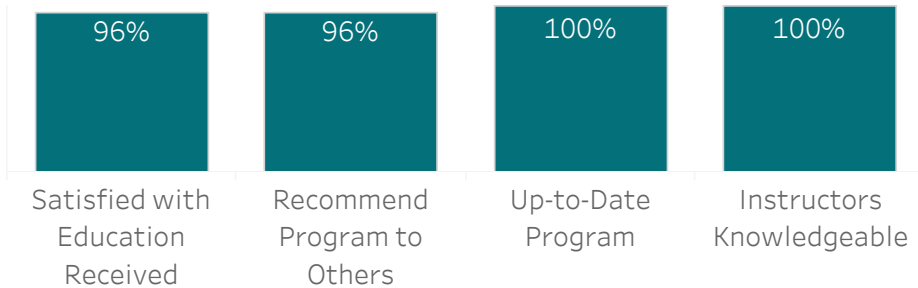
# Applied Accounting

## Certificate

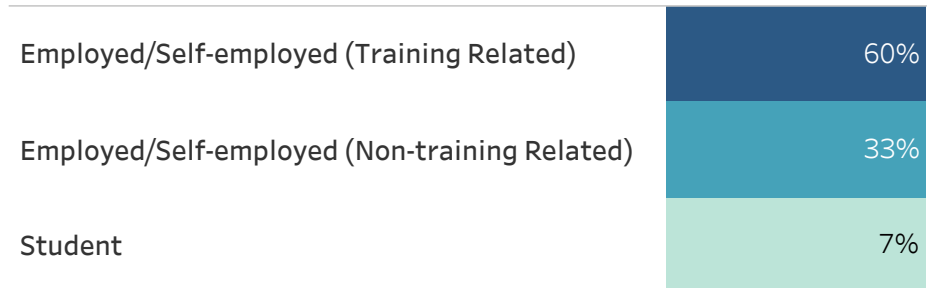
The Applied Accounting program is designed to provide the necessary skills needed for entry level accounting support positions. In addition to developing basic accounting and computer skills, the program includes courses in general business practices. Most graduates find employment as accounting or finance clerks or small business bookkeepers in public administration, professional, scientific and technical services, manufacturing, wholesale trade, transportation and warehousing, retail trade, or finance and insurance.

**Note:** Applied Accounting has been reassigned from the Applied Computer Education Division to the Applied Commerce & Management Education Division. Data appears under both divisions due to this reassignment.

## Satisfaction - 2017-18



## Graduate Activity - 2017-18



## Three Year Comparison of Employed Respondents

	2015-16	2016-17	2017-18
Number of Graduates	86	122	71
Number of Respondents	36	58	30
Number of Employed Respondents	29	49	28
Percentage of Employed Respondents	81%	84%	93%
Number of Respondents Employed in Training Related Occupations	18	32	18
Percentage of Respondents Employed in Training Related Occupations	50%	55%	60%

## Salary - Last Three Years

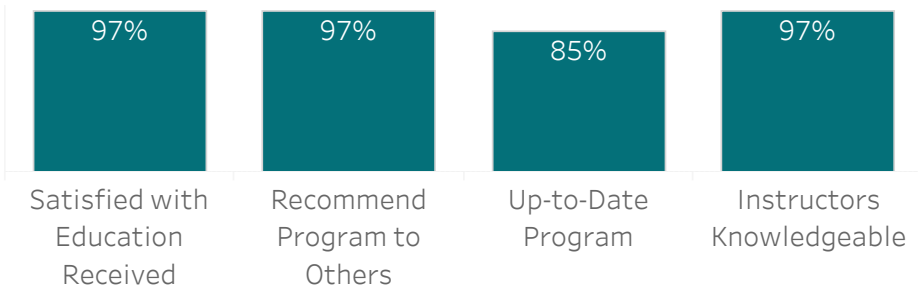


# Business Information Technology

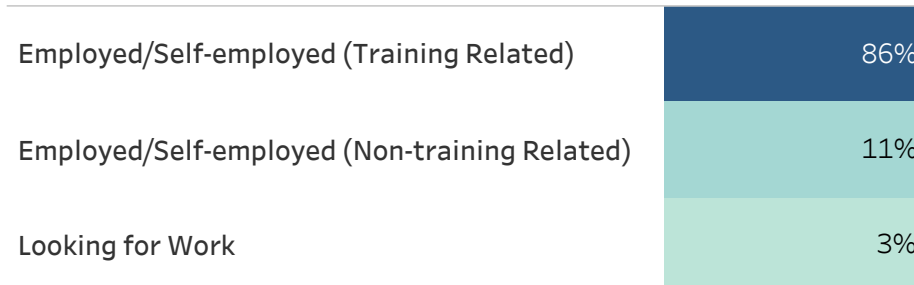
## Diploma

This program provides a solid foundation in information technology with focus on the following technical areas: Application Development builds proficiency in application development for business systems. Languages include Java, C#, and Ruby. Database Management provides a highly developed skill set focused on daily operation of relational databases, system administration, backup and recovery, advanced SQL, and data warehousing. Network Management provides the skills needed for network administration, security and disaster recovery, platform integration, and Windows and Unix servers. Web Development provides the specialized skills you need to develop content for the Web, including server-side technologies, introductory Internet security, platform integration, and mobile technologies. Graduates will receive the Business Information Technology diploma. The program has been accredited by the Canadian Information Processing Society's (CIPS) College Program Accreditation Council (CPAC).

## Satisfaction - 2017-18



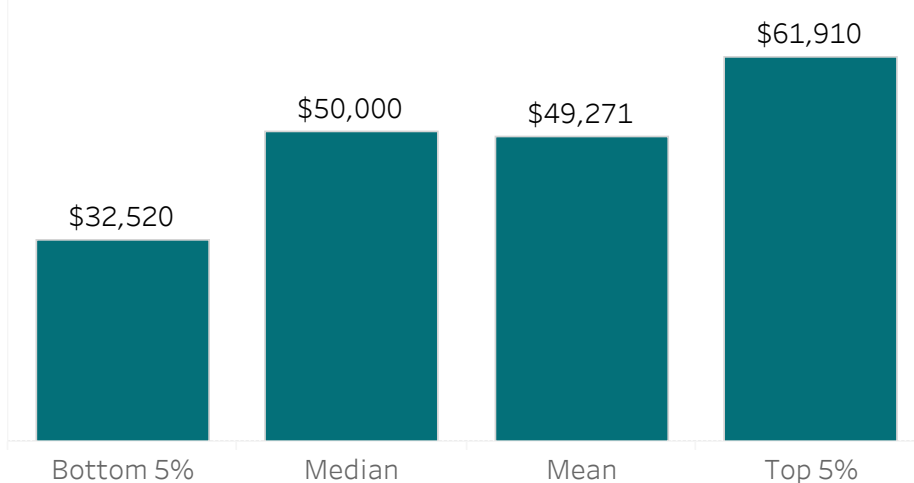
## Graduate Activity - 2017-18



## Three Year Comparison of Employed Respondents

	2016-17	2017-18
Number of Graduates	85	127
Number of Respondents	42	72
Number of Employed Respondents	40	70
Percentage of Employed Respondents	95%	97%
Number of Respondents Employed in Training Related Occupations	38	62
Percentage of Respondents Employed in Training Related Occupations	90%	86%

## Salary - Last Three Years





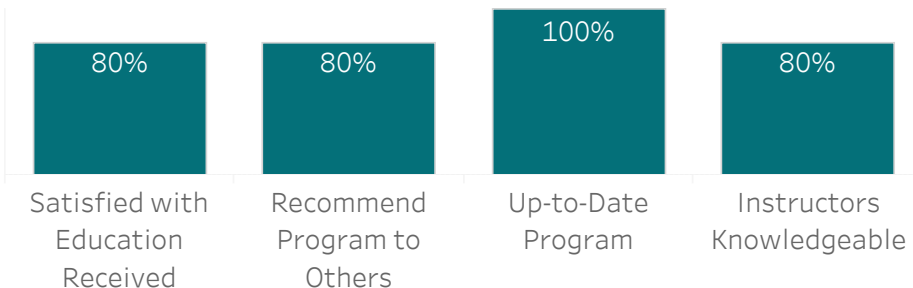
# Business Technology Management

## Diploma

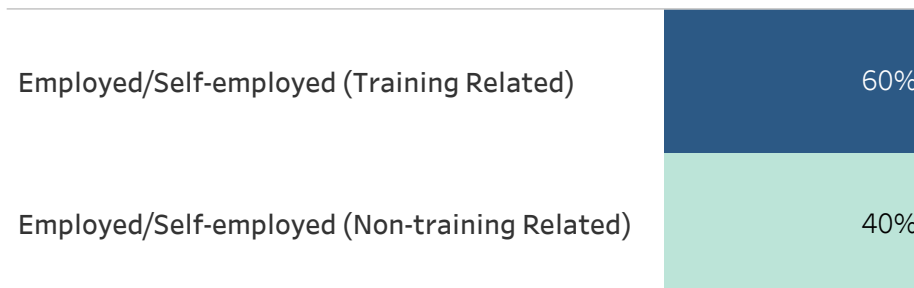
This program is designed to provide graduates with the knowledge and skills set required to analyze, design, and manage projects and businesses in the area of information technology. The Business Technology Management Diploma builds upon a combined set of information technology and business courses. Students in this program will be exposed to a variety of case studies and practical skills to be effective in advising or managing teams in the IT field. Students will apply their skills in an industry environment through the department's co-op program. Graduates will receive the Business Technology Management diploma.

No salary data to display: too small a sample where  $n < 5$  responses with salary data.

## Satisfaction - 2017-18



## Graduate Activity - 2017-18



## Three Year Comparison of Employed Respondents

	2017-18
Number of Graduates	16
Number of Respondents	5
Number of Employed Respondents	5
Percentage of Employed Respondents	100%
Number of Respondents Employed in Training Related Occupations	3
Percentage of Respondents Employed in Training Related Occupations	60%

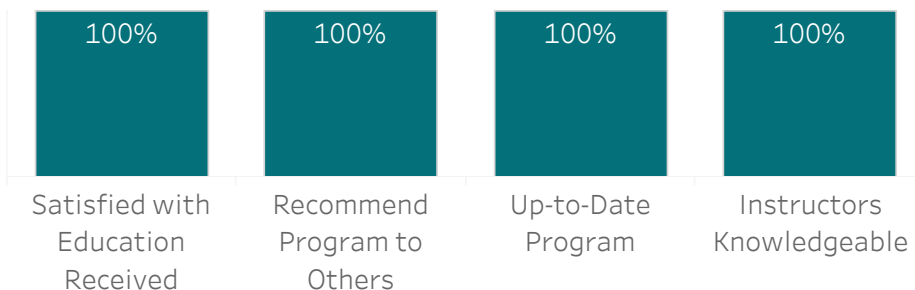
## Salary - Last Three Years

# Introduction to Business Information Technology

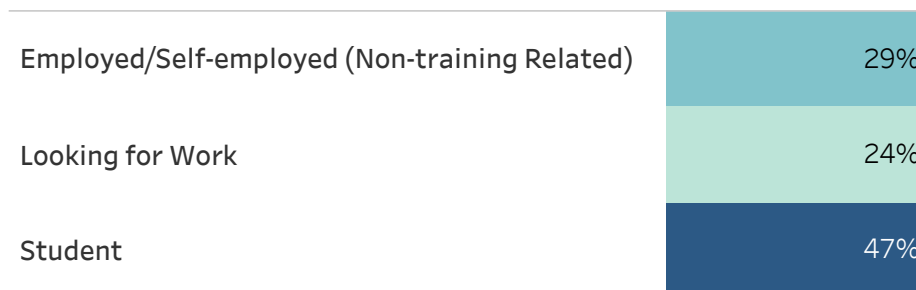
Certificate

The Introduction to Business Information Technology (BIT) program provides a solid foundation in information Technology. It includes both preparatory course and some Term 1 BIT courses.

## Satisfaction - 2017-18



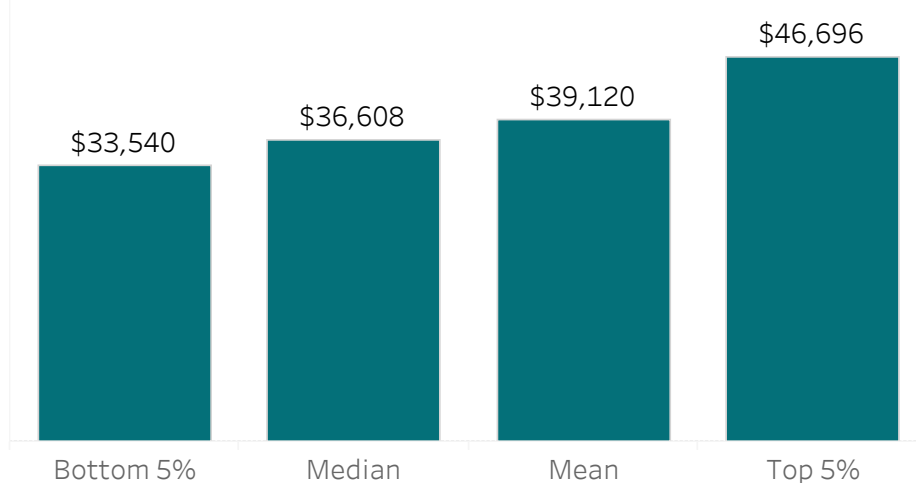
## Graduate Activity - 2017-18



## Three Year Comparison of Employed Respondents

	2015-16	2016-17	2017-18
Number of Graduates	37	36	42
Number of Respondents	21	21	17
Number of Employed Respondents	3	8	5
Percentage of Employed Respondents	14%	38%	29%
Number of Respondents Employed in Training Related Occupations	2	4	0
Percentage of Respondents Employed in Training Related Occupations	10%	19%	0%

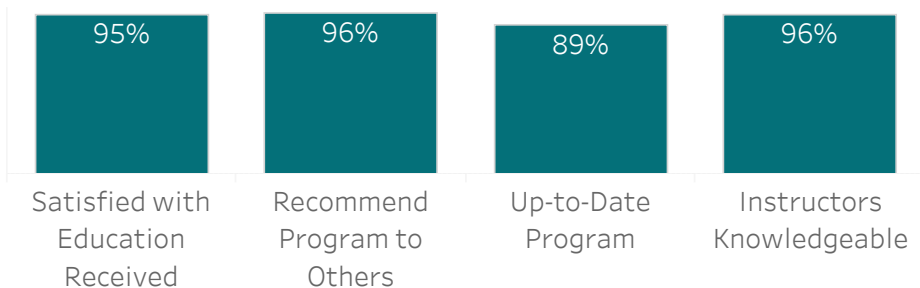
## Salary - Last Three Years



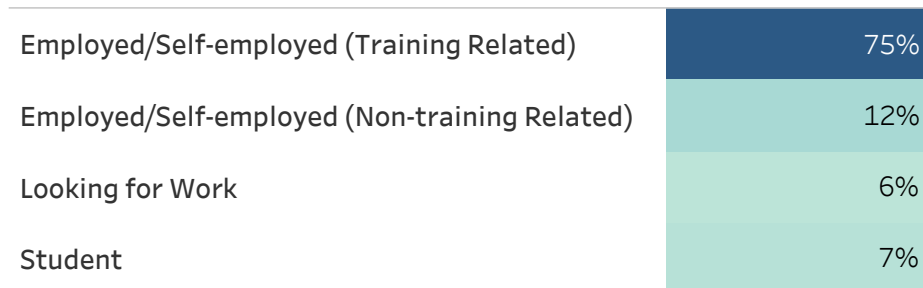
## All Programs in Creative Arts

Creative Arts programs are related to the graphic arts, communication, sign language, and the library science field.

### Satisfaction - 2017-18



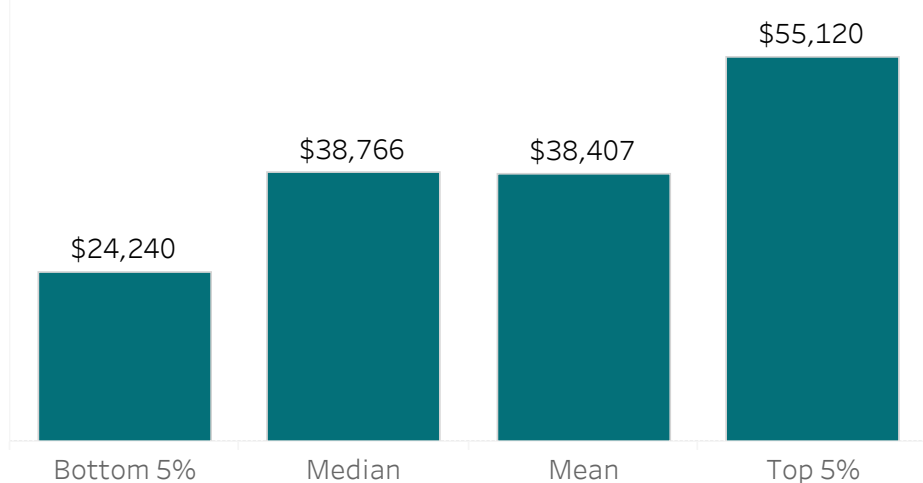
### Graduate Activity - 2017-18



### Three Year Comparison of Employed Respondents

	2015-16	2016-17	2017-18
Number of Graduates	172	178	193
Number of Respondents	116	102	121
Number of Employed Respondents	94	85	105
Percentage of Employed Respondents	81%	83%	87%
Number of Respondents Employed in Training Related Occupations	79	76	91
Percentage of Respondents Employed in Training Related Occupations	68%	75%	75%

### Salary - Last Three Years

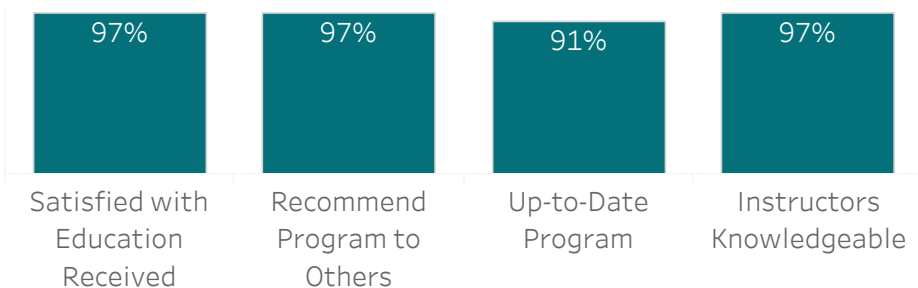


# Creative Communications

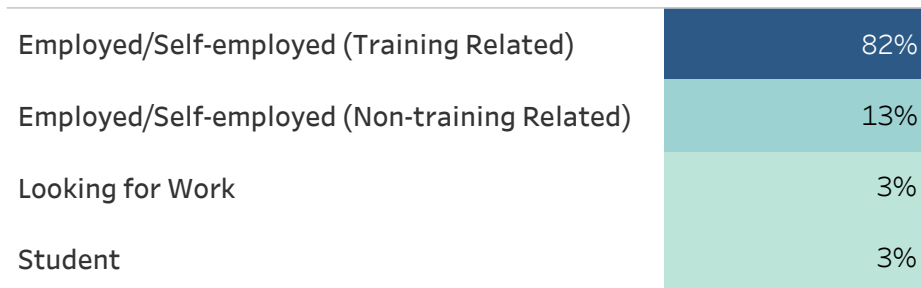
## Diploma

Students in this program develop the skills to succeed in the communications fields of advertising, journalism, media production, and public relations. Graduates have found employment as journalists in print, radio and television; broadcast production technicians; copywriters and media buyers in advertising agencies, radio and television stations; and public relations personnel for various companies and government agencies.

## Satisfaction - 2017-18



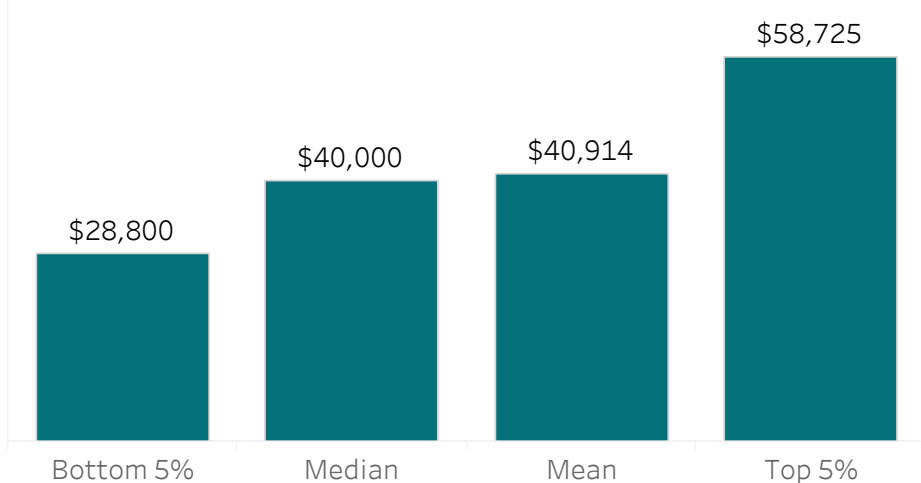
## Graduate Activity - 2017-18



## Three Year Comparison of Employed Respondents

	2015-16	2016-17	2017-18
Number of Graduates	56	48	55
Number of Respondents	43	26	38
Number of Employed Respondents	40	24	36
Percentage of Employed Respondents	93%	92%	95%
Number of Respondents Employed in Training Related Occupations	38	22	31
Percentage of Respondents Employed in Training Related Occupations	88%	85%	82%

## Salary - Last Three Years

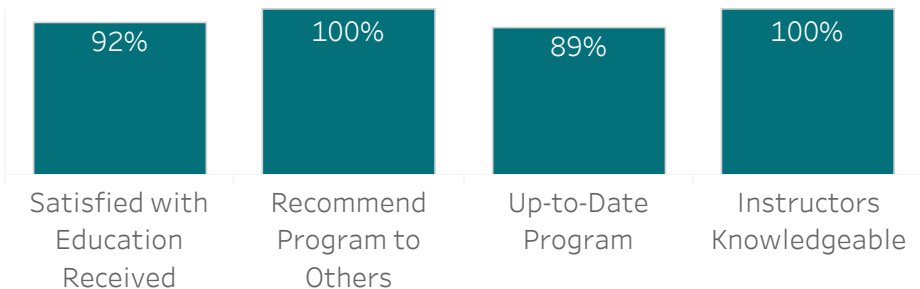


# Digital Media Design

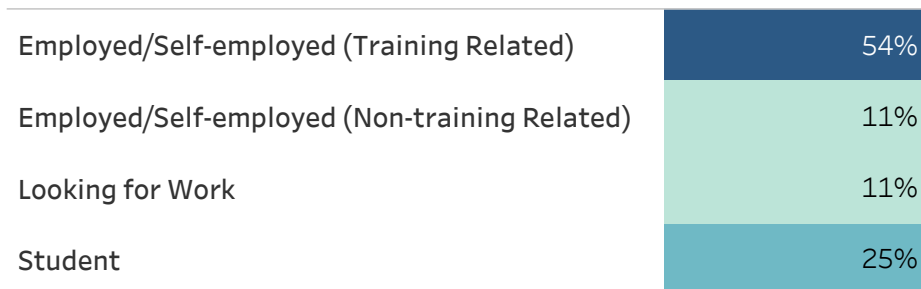
## Diploma

This program provides up-to-date training in web and mobile design and development, digital video, 3D animation, motion graphics, and graphic design. It teaches both design fundamentals and technical skills, and encourages creativity, imagination, professionalism, and a strong work ethic. Graduates of this program may find employment in a variety of roles such as web designers and developers, app and UX designers, video shooters and editors, motion graphic designers, and 3D animators.

## Satisfaction - 2017-18



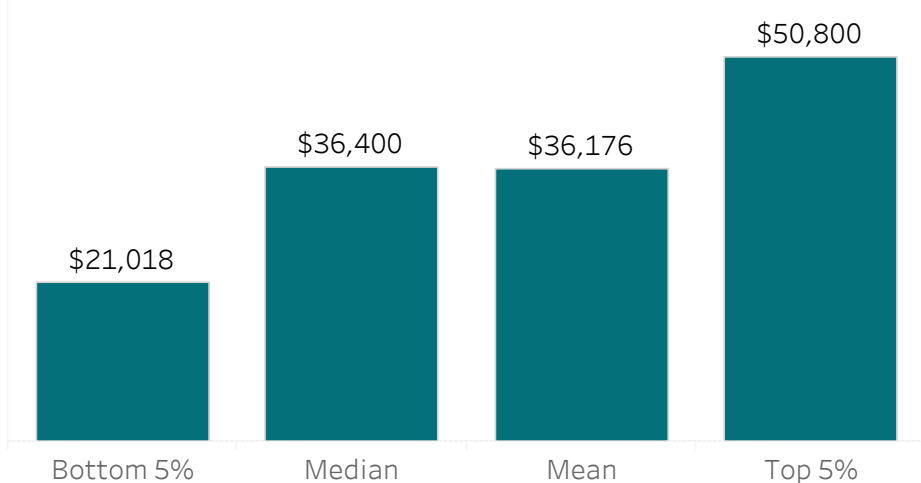
## Graduate Activity - 2017-18



## Three Year Comparison of Employed Respondents

	2015-16	2016-17	2017-18
Number of Graduates	36	37	40
Number of Respondents	19	23	28
Number of Employed Respondents	14	19	18
Percentage of Employed Respondents	74%	83%	64%
Number of Respondents Employed in Training Related Occupations	10	16	15
Percentage of Respondents Employed in Training Related Occupations	53%	70%	54%

## Salary - Last Three Years

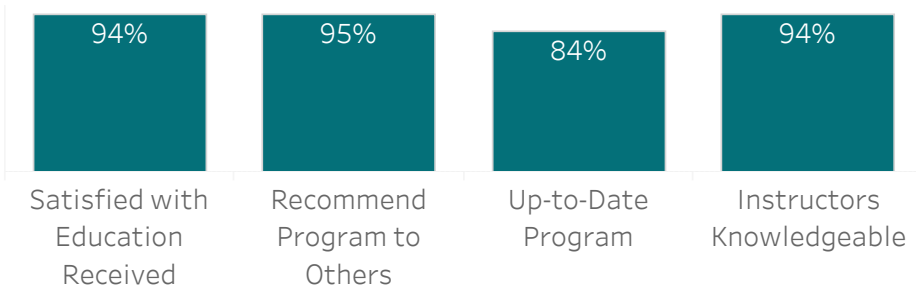


# Graphic Design

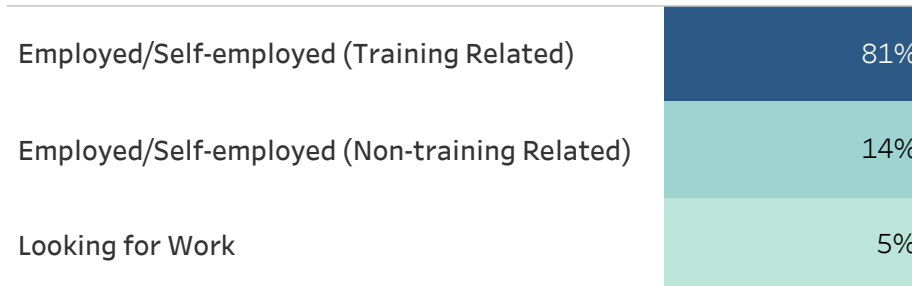
## Diploma

This program provides up-to-date artistic training in the technology, techniques and philosophy of graphic design. It is designed to develop the technical skills and knowledge essential to professional competence, and to encourage creativity, imagination, and a sense of aesthetic discrimination. Graduates find employment as production specialists, graphic designers, illustrators and art directors. They work in retail stores, advertising agencies, design and production studios and newspapers. Others are working in television and film studios, and some are employed as freelance artists.

## Satisfaction - 2017-18



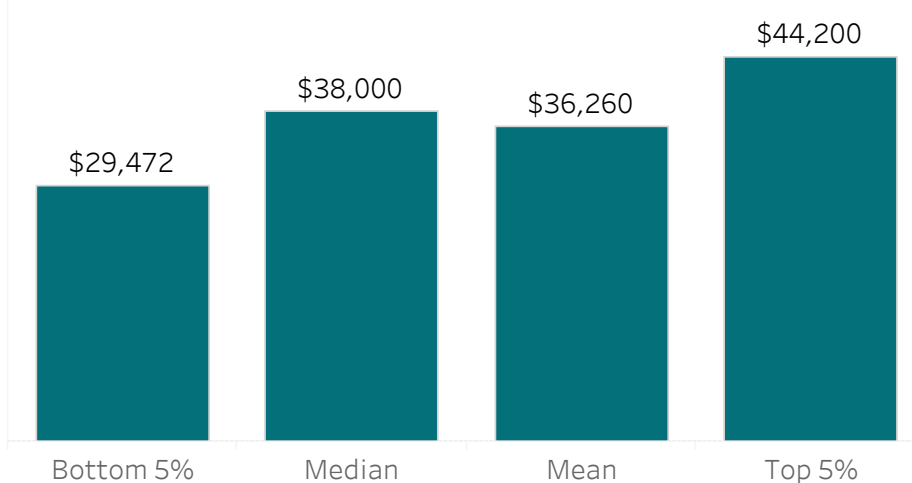
## Graduate Activity - 2017-18



## Three Year Comparison of Employed Respondents

	2015-16	2016-17	2017-18
Number of Graduates	37	37	37
Number of Respondents	23	18	21
Number of Employed Respondents	15	13	20
Percentage of Employed Respondents	65%	72%	95%
Number of Respondents Employed in Training Related Occupations	14	11	17
Percentage of Respondents Employed in Training Related Occupations	61%	61%	81%

## Salary - Last Three Years



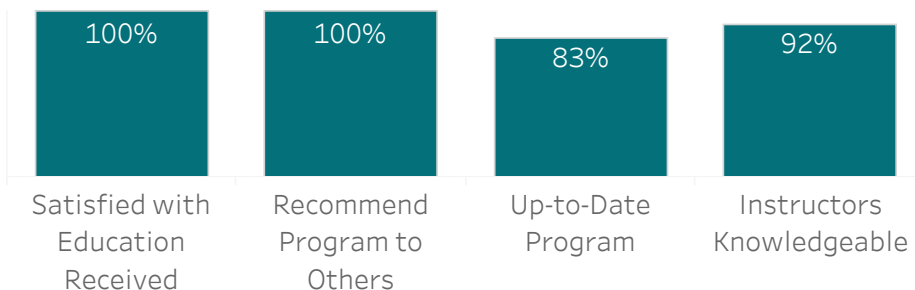


# Graphic Design Advanced

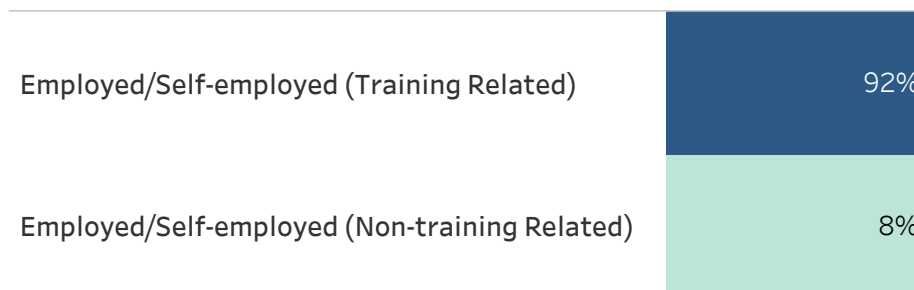
## Post-Graduate Diploma

This program focuses on new skill requirements in areas such as advanced computer graphics, marketing and production management. Graduates find employment in graphic design, 3D animation, interactive document and CD-ROM development, computer games development and website design. They may work for advertising agencies, graphic design studios, retail stores, and colour houses, as well as with newspapers and magazine publishers. Some graduates choose self-employment as freelance artists.

## Satisfaction - 2017-18



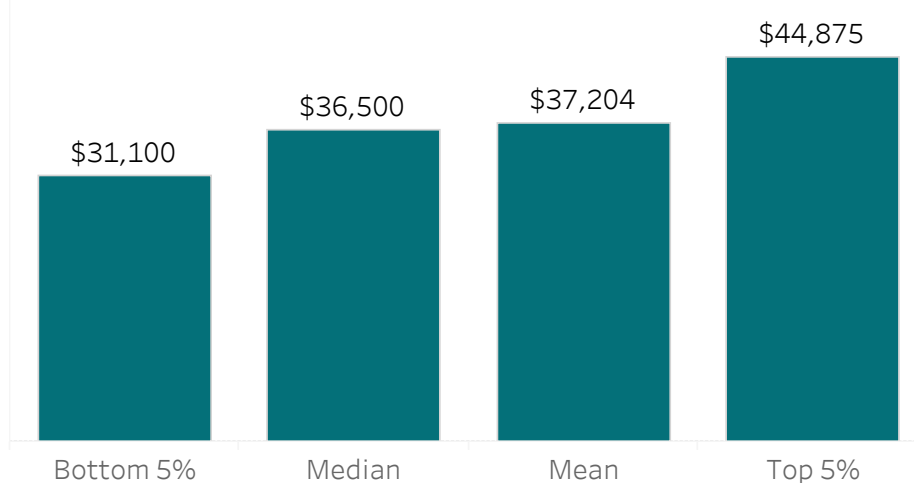
## Graduate Activity - 2017-18



## Three Year Comparison of Employed Respondents

	2015-16	2016-17	2017-18
Number of Graduates	14	14	22
Number of Respondents	7	9	13
Number of Employed Respondents	7	9	13
Percentage of Employed Respondents	100%	100%	100%
Number of Respondents Employed in Training Related Occupations	5	9	12
Percentage of Respondents Employed in Training Related Occupations	71%	100%	92%

## Salary - Last Three Years

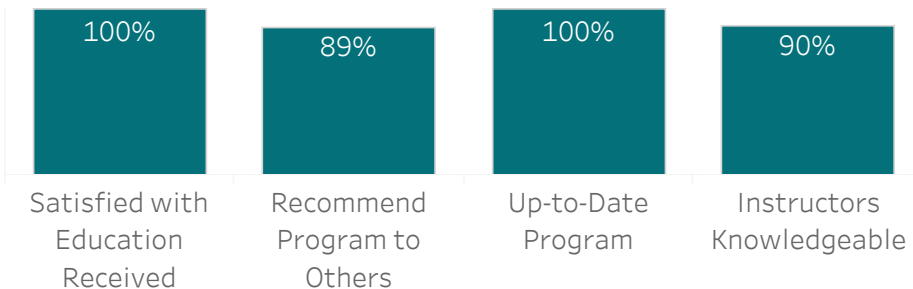


# Library and Information Technology

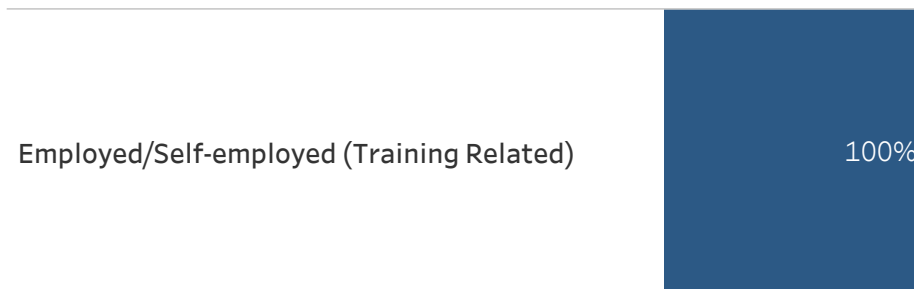
## Diploma

This program provides students with the necessary public service and technical skills to be a productive employee in the library and related fields. Specifically, the program provides the training needed to be employed as a library technician.

### Satisfaction - 2017-18



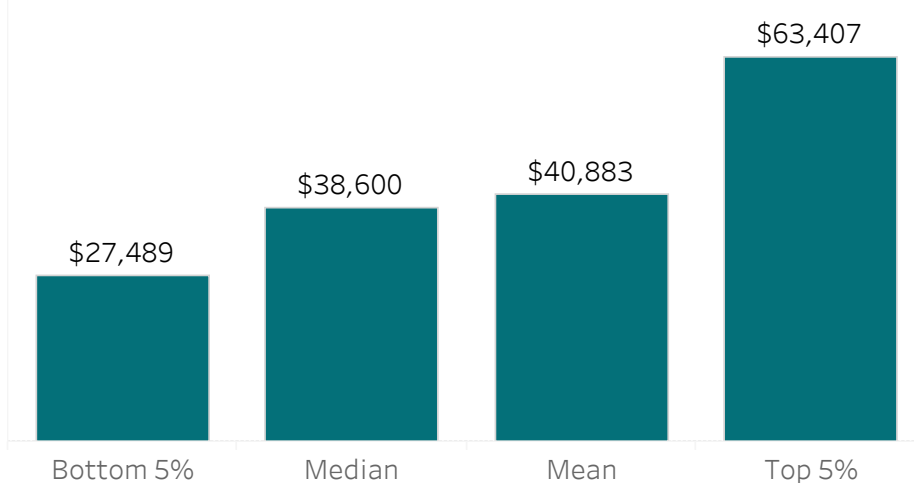
### Graduate Activity - 2017-18



### Three Year Comparison of Employed Respondents

	2016-17	2017-18
Number of Graduates	14	11
Number of Respondents	8	10
Number of Employed Respondents	8	10
Percentage of Employed Respondents	100%	100%
Number of Respondents Employed in Training Related Occupations	7	10
Percentage of Respondents Employed in Training Related Occupations	88%	100%

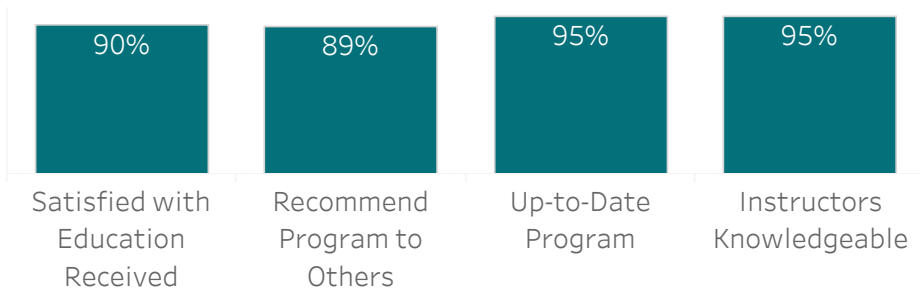
### Salary - Last Three Years



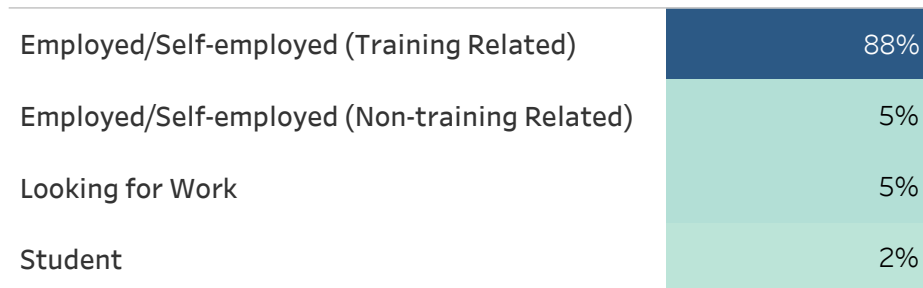
## All Programs in Hospitality and Culinary Arts

Students taking programs in this division learn the skills and techniques needed in the Hospitality Industry.

### Satisfaction - 2017-18



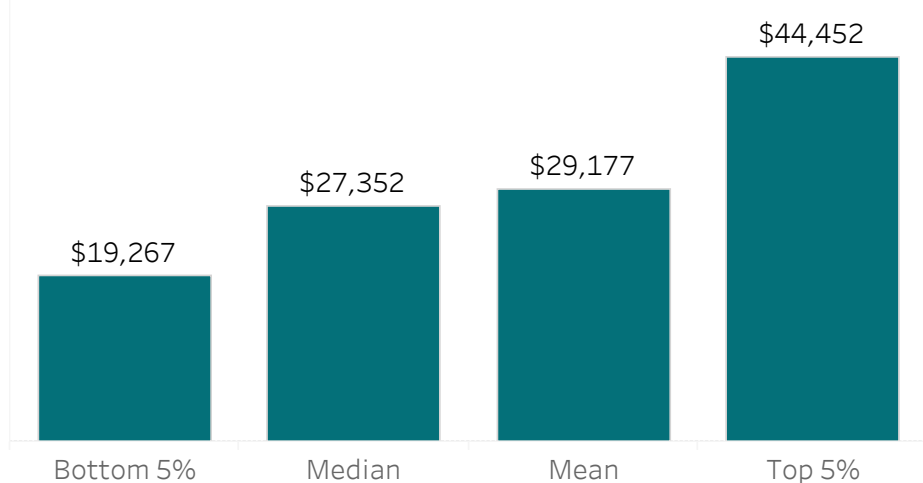
### Graduate Activity - 2017-18



### Three Year Comparison of Employed Respondents

	2015-16	2016-17	2017-18
Number of Graduates	153	140	111
Number of Respondents	68	47	59
Number of Employed Respondents	61	41	55
Percentage of Employed Respondents	90%	87%	93%
Number of Respondents Employed in Training Related Occupations	54	38	52
Percentage of Respondents Employed in Training Related Occupations	79%	81%	88%

### Salary - Last Three Years

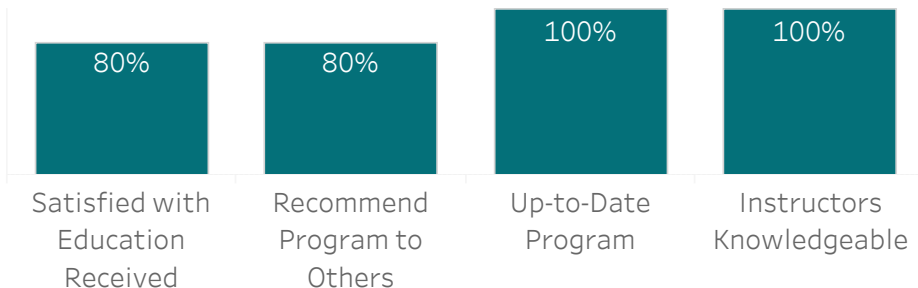


# App Cook

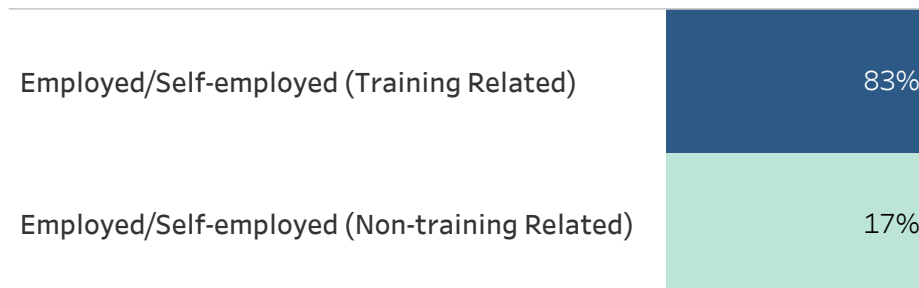
## Certificate

Cooks plan menus, prepare a variety of foods according to health and safety regulations and manage commercial kitchens. While specific duties vary depending on the establishment, cooks generally prepare meals and are responsible for food costing, safety and sanitation. Cooks also supervise kitchen helpers and food preparation personnel in food preparation, cooking and handling. Respect for diets due to culture, health or religion is important. Restaurants, cafeterias, hotels, hospitals and health care institutions, schools, food commissaries, clubs and resorts are all major employers.

## Satisfaction - 2017-18



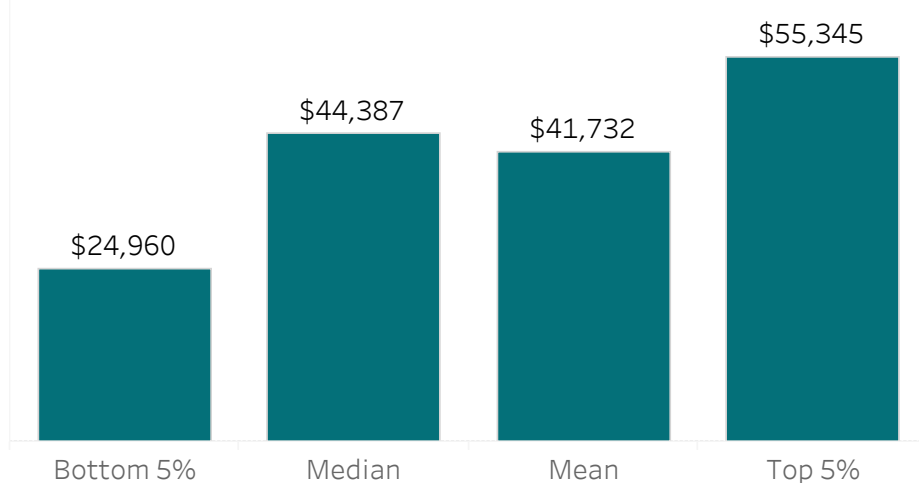
## Graduate Activity - 2017-18



## Three Year Comparison of Employed Respondents

	2015-16	2016-17	2017-18
Number of Graduates	11	8	9
Number of Respondents	2	3	6
Number of Employed Respondents	2	3	6
Percentage of Employed Respondents	100%	100%	100%
Number of Respondents Employed in Training Related Occupations	2	3	5
Percentage of Respondents Employed in Training Related Occupations	100%	100%	83%

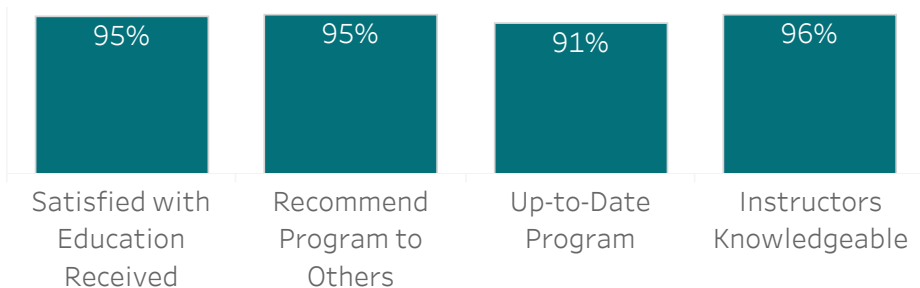
## Salary - Last Three Years



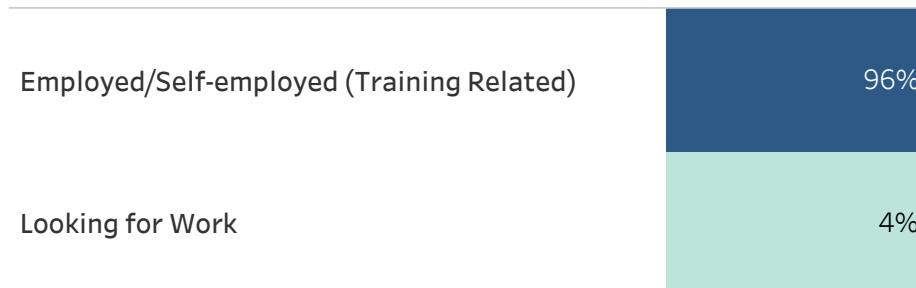
## Culinary Arts

Restaurants, cafeterias, hotels, hospitals and health care institutions, schools, food commissaries, clubs and resorts are all major employers.

### Satisfaction - 2017-18



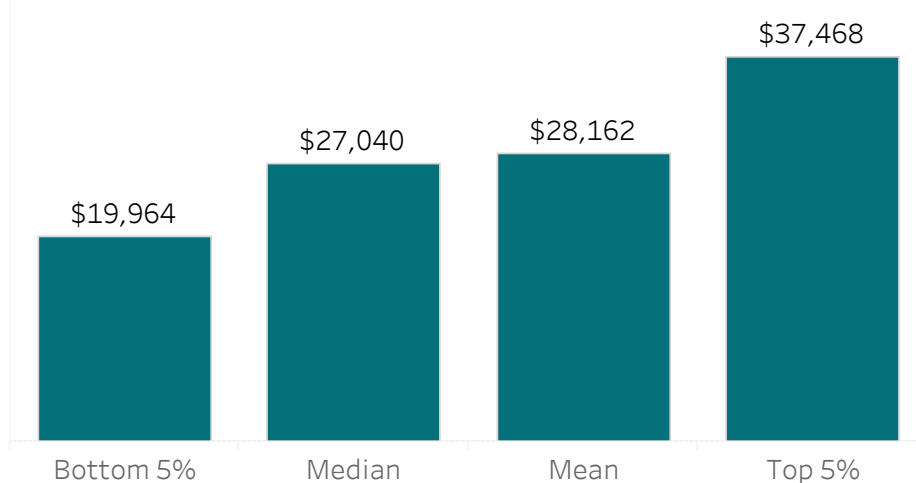
### Graduate Activity - 2017-18



### Three Year Comparison of Employed Respondents

	2015-16	2016-17	2017-18
Number of Graduates	69	69	40
Number of Respondents	33	24	23
Number of Employed Respondents	30	20	22
Percentage of Employed Respondents	91%	83%	96%
Number of Respondents Employed in Training Related Occupations	27	20	22
Percentage of Respondents Employed in Training Related Occupations	82%	83%	96%

### Salary - Last Three Years

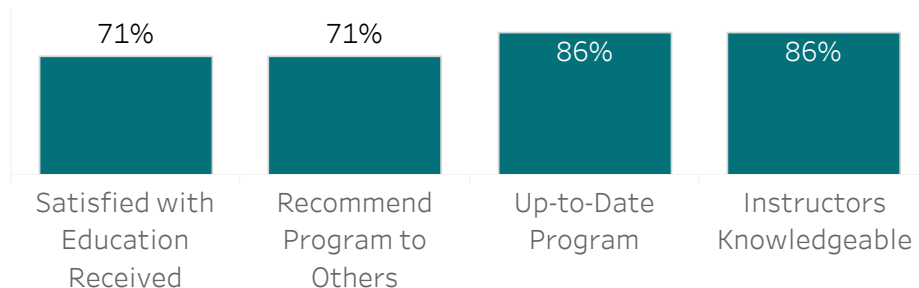


# Hospitality and Tourism Management

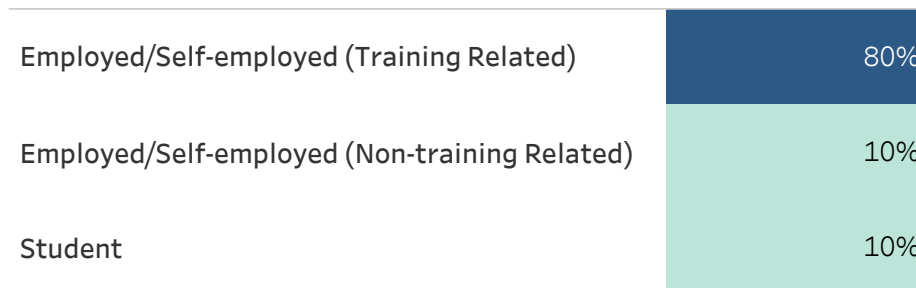
## Certificate

Students who exit with a certificate after the first year of this program are prepared to work in the hospitality industry having developed fundamental business and customer service skills. It is recommended that students complete the second year to obtain a diploma in either the Hotel & Restaurant Management or Tourism Management majors to be most competitive in the marketplace after graduation.

## Satisfaction - 2017-18



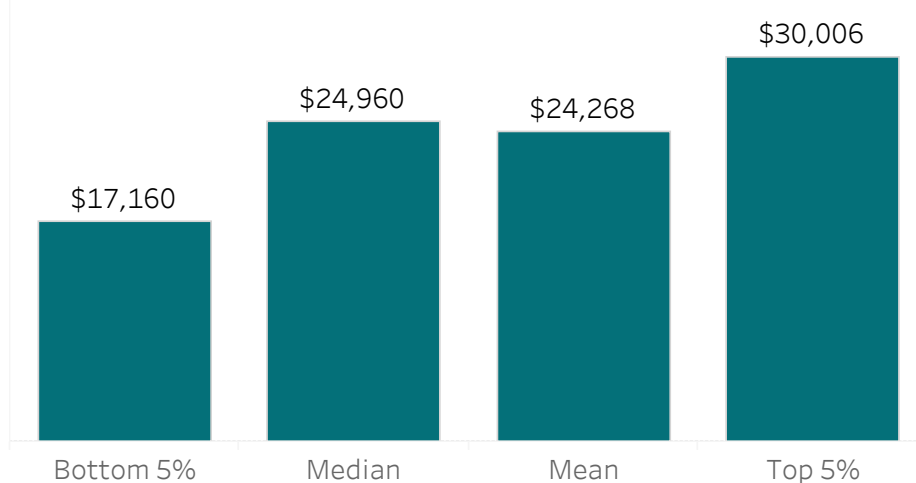
## Graduate Activity - 2017-18



## Three Year Comparison of Employed Respondents

	2015-16	2016-17	2017-18
Number of Graduates	32	15	21
Number of Respondents	10	6	10
Number of Employed Respondents	7	5	9
Percentage of Employed Respondents	70%	83%	90%
Number of Respondents Employed in Training Related Occupations	7	5	8
Percentage of Respondents Employed in Training Related Occupations	70%	83%	80%

## Salary - Last Three Years



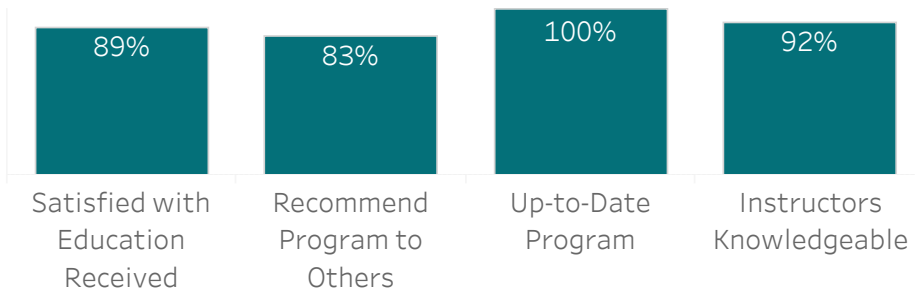


# Hotel & Restaurant Management

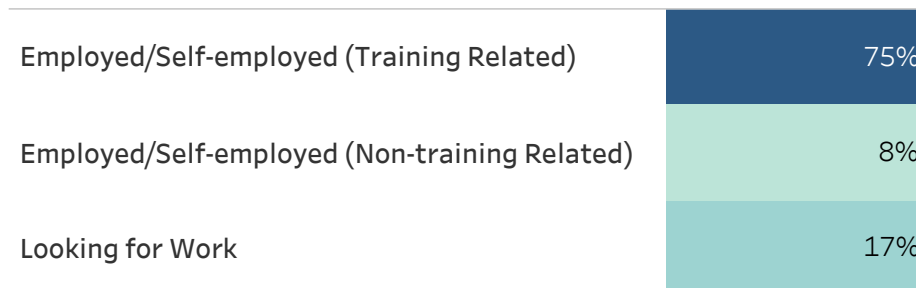
## Diploma

This program focuses primarily on the food and beverage, and accommodation sectors with a supervisory or management perspective. It is designed to build core skills in year one and industry-specific management skills in year two. Hotel & Restaurant Management graduates have found employment in major hotels, restaurants, and resorts in positions such as General Manager, Sales & Marketing Manager, Front Office Operations Manager, Front Desk Manager/Supervisor, Food and Beverage Manager, Banquet Manager/Captain, or Executive Housekeeper.

## Satisfaction - 2017-18



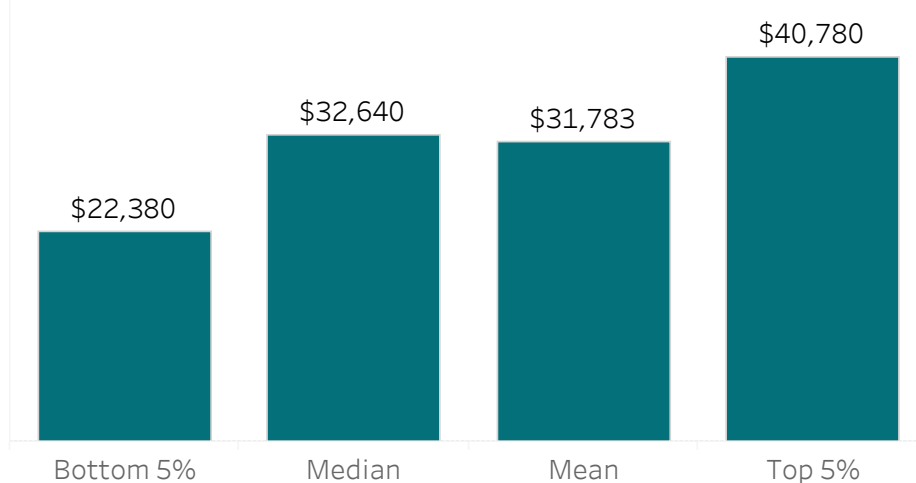
## Graduate Activity - 2017-18



## Three Year Comparison of Employed Respondents

	2015-16	2016-17	2017-18
Number of Graduates	22	34	21
Number of Respondents	11	10	12
Number of Employed Respondents	11	9	10
Percentage of Employed Respondents	100%	90%	83%
Number of Respondents Employed in Training Related Occupations	9	7	9
Percentage of Respondents Employed in Training Related Occupations	82%	70%	75%

## Salary - Last Three Years

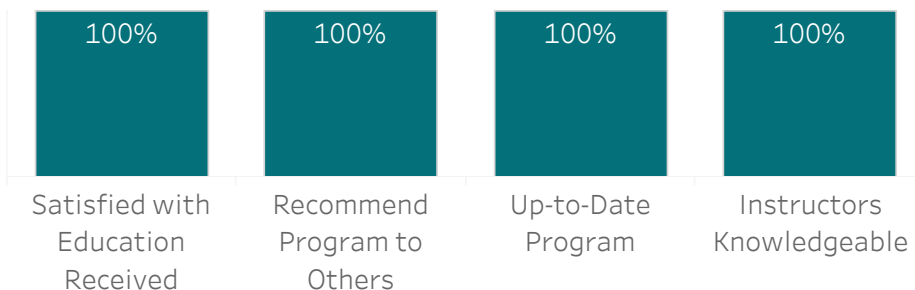


# Professional Baking and Patisserie

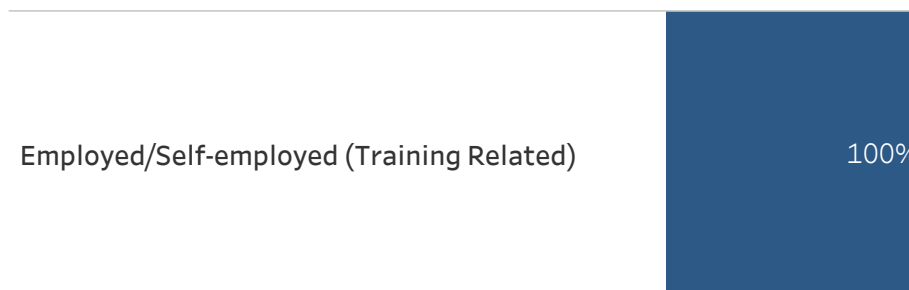
## Certificate

This program is designed to develop the skills required for employment in entry-level baking and pastry positions within a wide variety of establishments. Students learn how to produce commercial quantities of breads, rolls, sweet dough, plain and sweet pastry, Danish and puff pastry, cookies, shortbreads, cakes and desserts. Job opportunities have been found in large in-store bakeries and smaller bakery operations, as well as hotels, resorts and franchises.

## Satisfaction - 2017-18



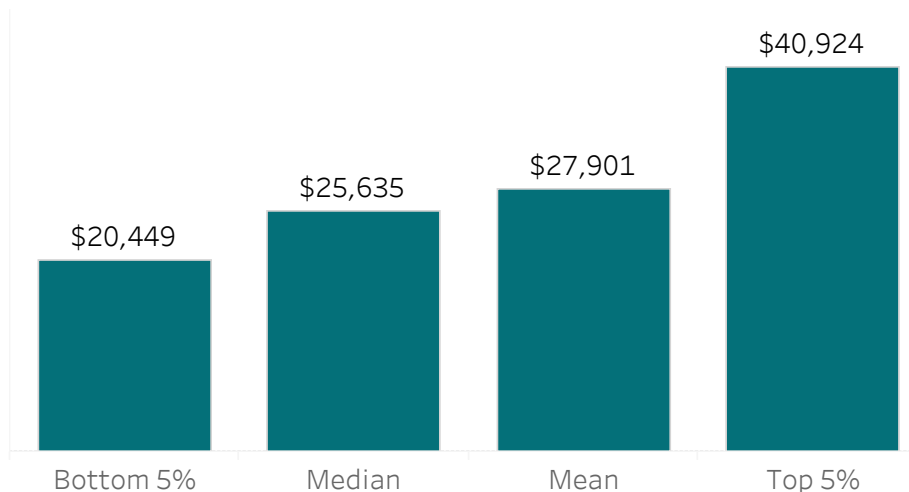
## Graduate Activity - 2017-18



## Three Year Comparison of Employed Respondents

	2015-16	2016-17	2017-18
Number of Graduates	19	14	20
Number of Respondents	12	4	8
Number of Employed Respondents	11	4	8
Percentage of Employed Respondents	92%	100%	100%
Number of Respondents Employed in Training Related Occupations	9	3	8
Percentage of Respondents Employed in Training Related Occupations	75%	75%	100%

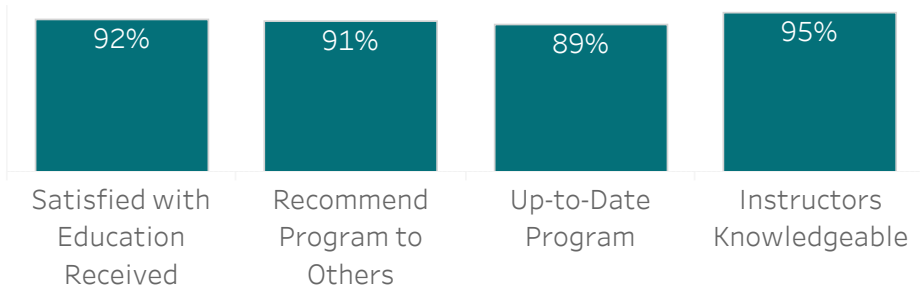
## Salary - Last Three Years



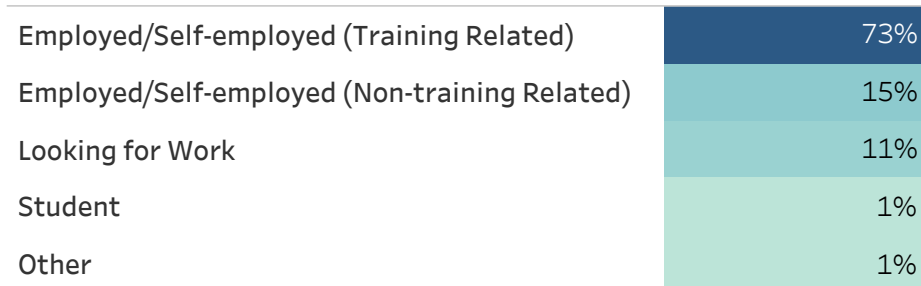
## All Programs in Continuing Education

The School of Continuing Education delivers programs in Applied Arts & Communication; Business & Management; Community Services; Education & Foundation Studies; Health Sciences; Information Technology; and Trades, Transportation, Industrial & Environment. The primary goal of Continuing Education is to provide quality, career-related education and training in a variety of delivery options for job entry, job enhancement or career change.

### Satisfaction - 2017-18



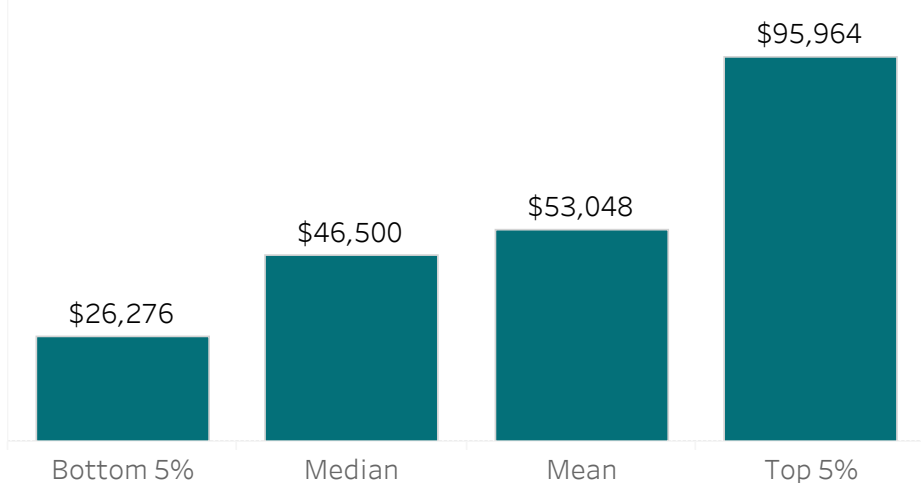
### Graduate Activity - 2017-18



### Three Year Comparison of Employed Respondents

	2015-16	2016-17	2017-18
Number of Graduates	712	727	752
Number of Respondents	472	373	467
Number of Employed Respondents	415	330	410
Percentage of Employed Respondents	88%	88%	88%
Number of Respondents Employed in Training Related Occupations	291	235	340
Percentage of Respondents Employed in Training Related Occupations	62%	63%	73%

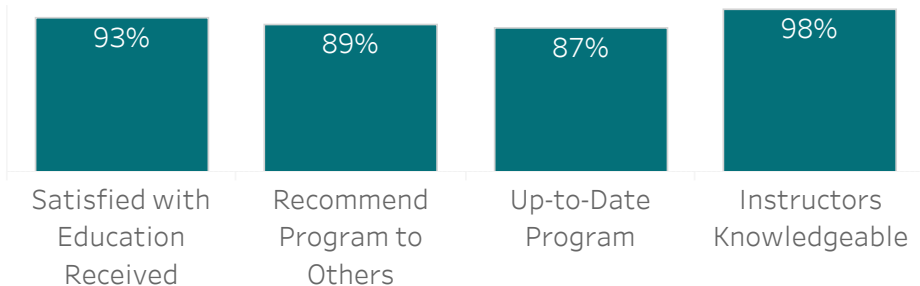
### Salary - Last Three Years



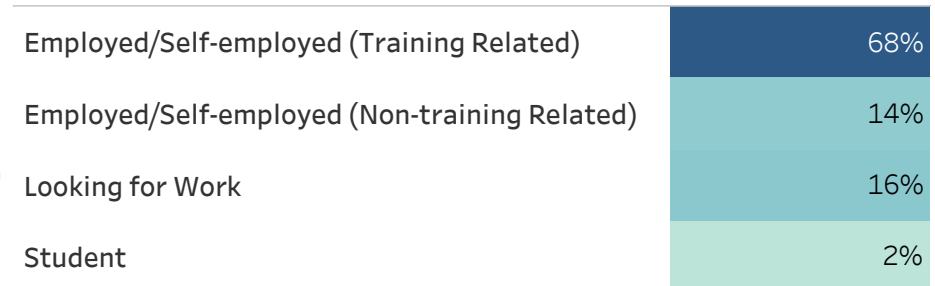
## All Programs in Applied Arts & Communications (CE)

The Continuing Education (CE) Applied Arts & Communications division includes programs for people interested in communications or the arts that apply to design.

### Satisfaction - 2017-18



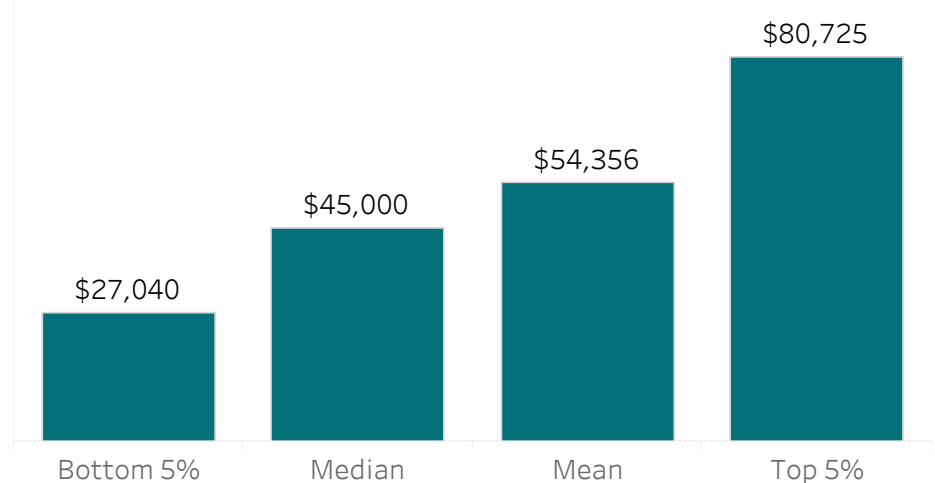
### Graduate Activity - 2017-18



### Three Year Comparison of Employed Respondents

	2015-16	2016-17	2017-18
Number of Graduates	109	117	164
Number of Respondents	78	60	107
Number of Employed Respondents	70	53	88
Percentage of Employed Respondents	90%	88%	82%
Number of Respondents Employed in Training Related Occupations	38	36	73
Percentage of Respondents Employed in Training Related Occupations	49%	60%	68%

### Salary - Last Three Years

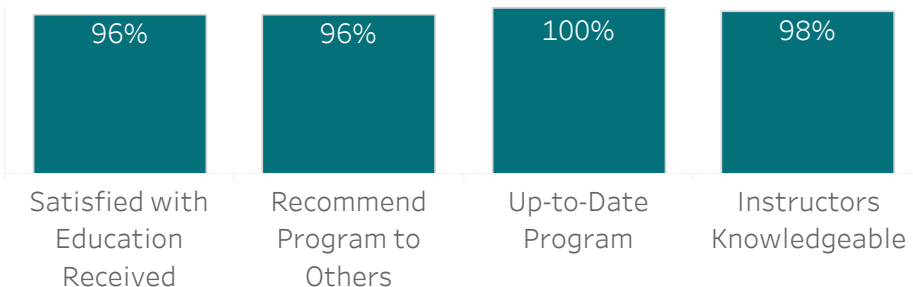


# Human Resource Management

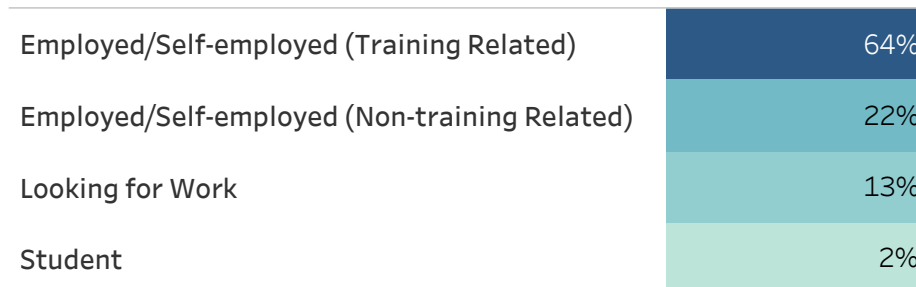
## Certificate

Students of this part-time program can prepare for a career in the fast-growing and key business field of human resource management (HRM). This program is accredited by the provincial certifying body, the Chartered Professionals in Human Resources Manitoba (CPHR Manitoba). Graduates of Red River College's HR Management Certificate program now have five years from graduation to apply to waive writing the National Knowledge Exam (NKE).

## Satisfaction - 2017-18



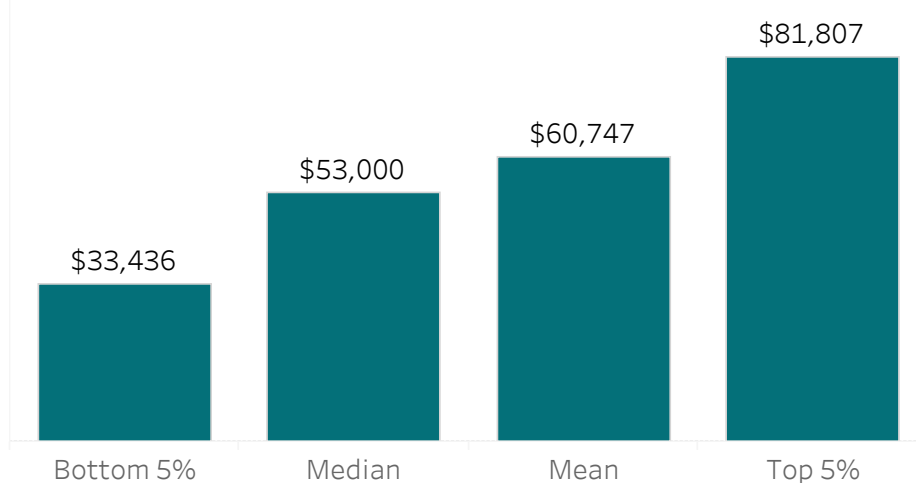
## Graduate Activity - 2017-18



## Three Year Comparison of Employed Respondents

	2015-16	2016-17	2017-18
Number of Graduates	49	49	80
Number of Respondents	40	30	55
Number of Employed Respondents	37	26	47
Percentage of Employed Respondents	93%	87%	85%
Number of Respondents Employed in Training Related Occupations	20	18	35
Percentage of Respondents Employed in Training Related Occupations	50%	60%	64%

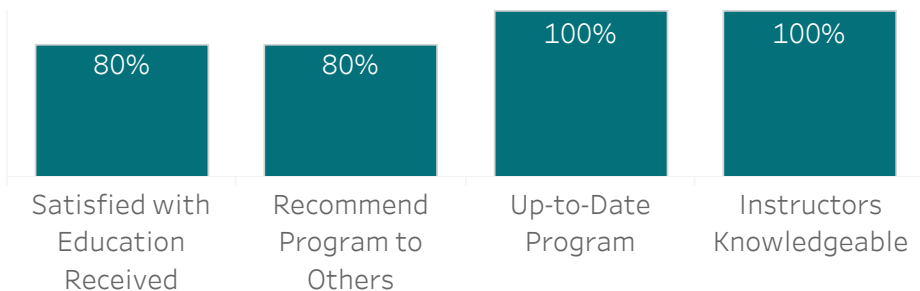
## Salary - Last Three Years



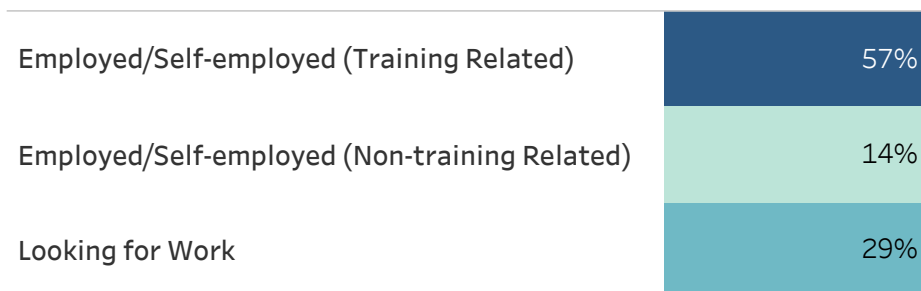
## General Insurance

General Insurance program will help you acquire the essential business skills to enhance your employment opportunities in the insurance industry. In this 11-month program, you will gain basic skills required for property and casualty insurance sales, claim adjusting, underwriting, and risk management. Upon successful completion of the program, you may apply to the Insurance Council of Manitoba for a Level 1 General Agent License and the Level 2 Assistant Adjuster.

Satisfaction - 2017-18



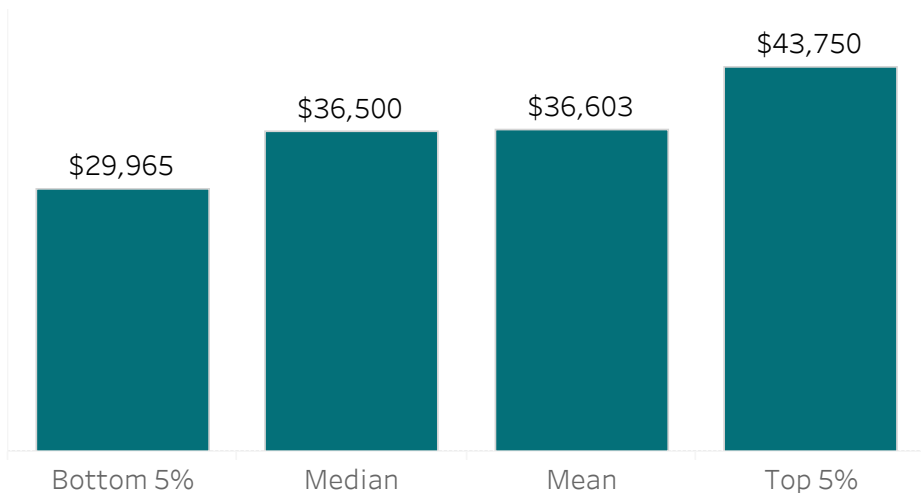
Graduate Activity - 2017-18



Three Year Comparison of Employed Respondents

	2016-17	2017-18
Number of Graduates	7	12
Number of Respondents	3	7
Number of Employed Respondents	3	5
Percentage of Employed Respondents	100%	71%
Number of Respondents Employed in Training Related Occupations	2	4
Percentage of Respondents Employed in Training Related Occupations	67%	57%

Salary - Last Three Years

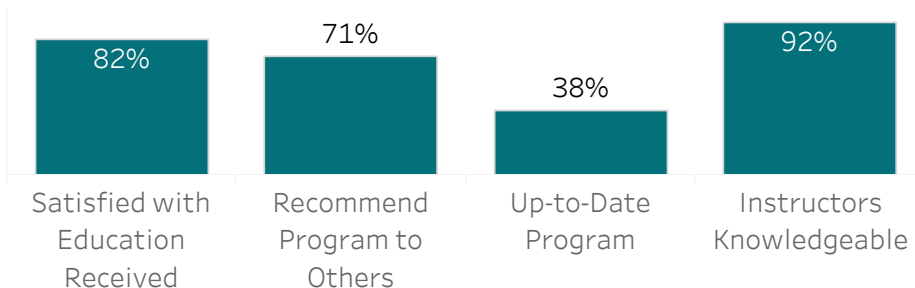


# Legal Assistant

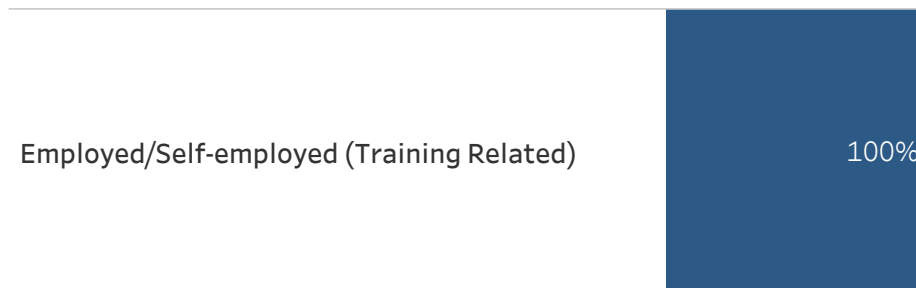
## Certificate

This program prepares students to succeed in a supporting role as part of a law firm or legal department. Students learn to prepare legal documentation for real estate, civil litigation, wills and estates, domestic and family law, business, and appeals.

Satisfaction - 2017-18



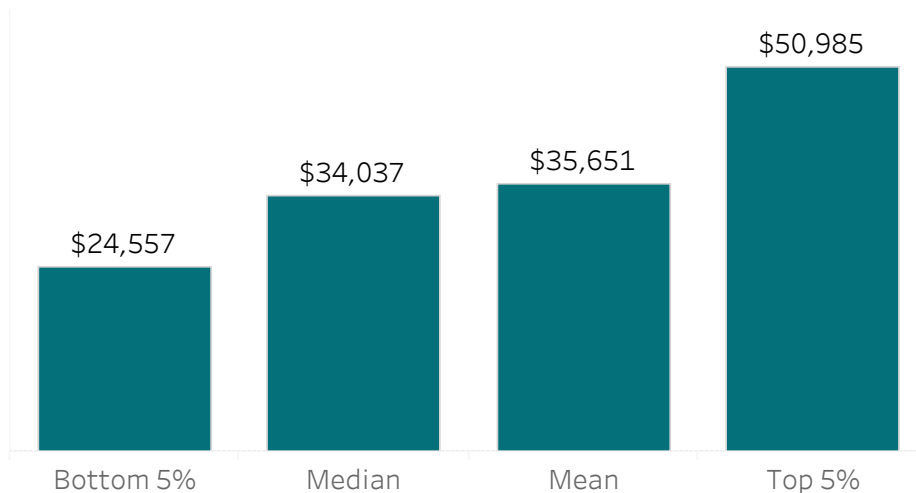
Graduate Activity - 2017-18



Three Year Comparison of Employed Respondents

	2015-16	2016-17	2017-18
Number of Graduates	18	14	22
Number of Respondents	9	9	14
Number of Employed Respondents	9	9	14
Percentage of Employed Respondents	100%	100%	100%
Number of Respondents Employed in Training Related Occupations	8	9	14
Percentage of Respondents Employed in Training Related Occupations	89%	100%	100%

Salary - Last Three Years

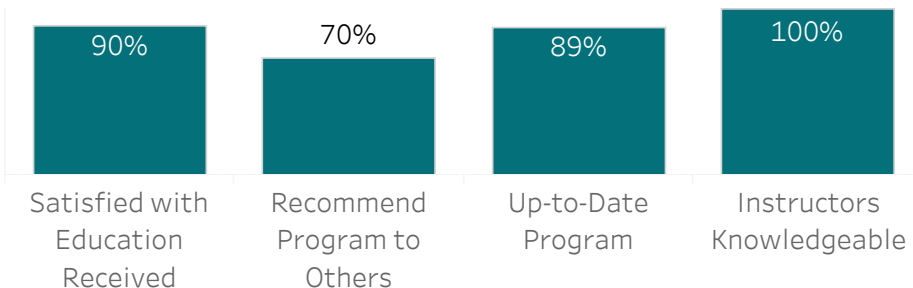


# Property and Casualty Insurance

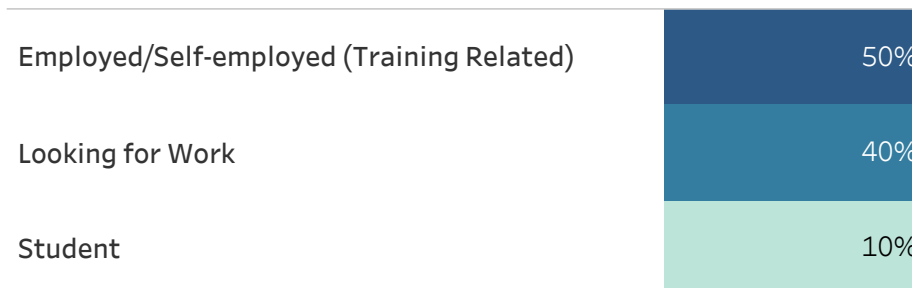
## Certificate

This program provides the fundamental insurance and business skills for entry-level positions in the three primary career streams of the property and casualty insurance field. Students gain the basic skills required for general insurance client interactions in brokerage, claim adjusting and underwriting environments. The essential business skills acquired in this program will enhance employment opportunities as an Insurance Generalist in the insurance industry.

## Satisfaction - 2017-18



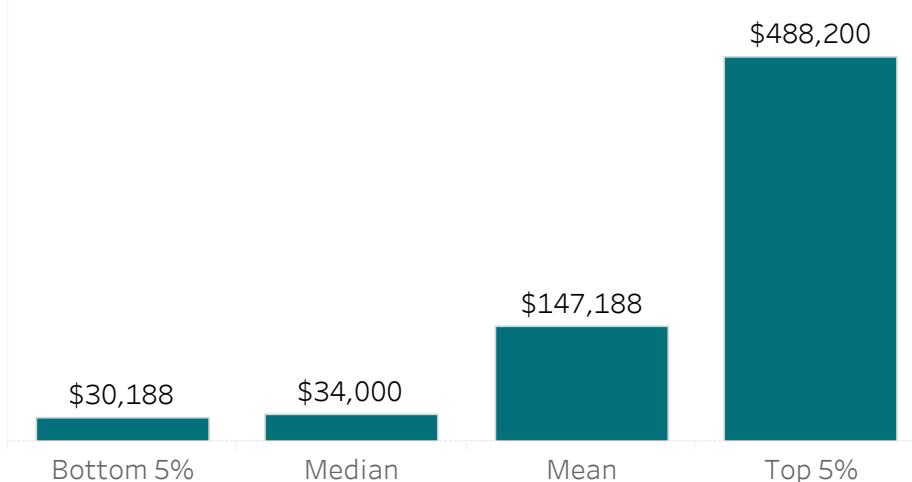
## Graduate Activity - 2017-18



## Three Year Comparison of Employed Respondents

	2017-18
Number of Graduates	15
Number of Respondents	10
Number of Employed Respondents	5
Percentage of Employed Respondents	50%
Number of Respondents Employed in Training Related Occupations	5
Percentage of Respondents Employed in Training Related Occupations	50%

## Salary - Last Three Years

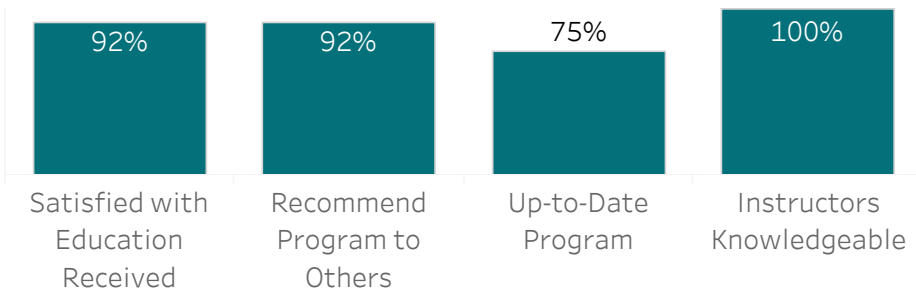




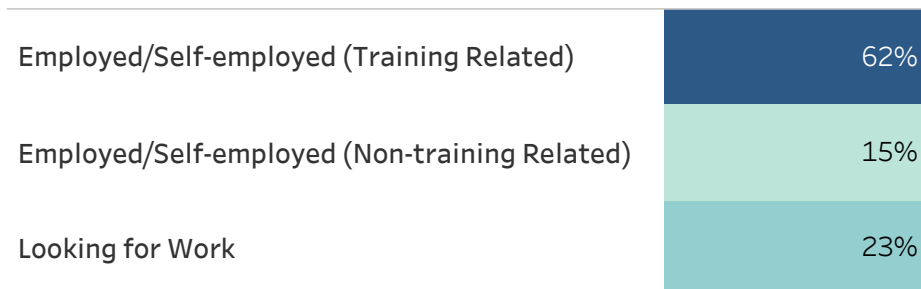
## Residential Decorating

This program provides the skills to successfully manage decorating projects. Students learn to apply design principles to enhance the function and quality of both interior and exterior living environments. Graduates find work as entry-level sales consultants in home improvement retail stores or as decorating consultants with retailers and distributors of decorating products.

Satisfaction - 2017-18



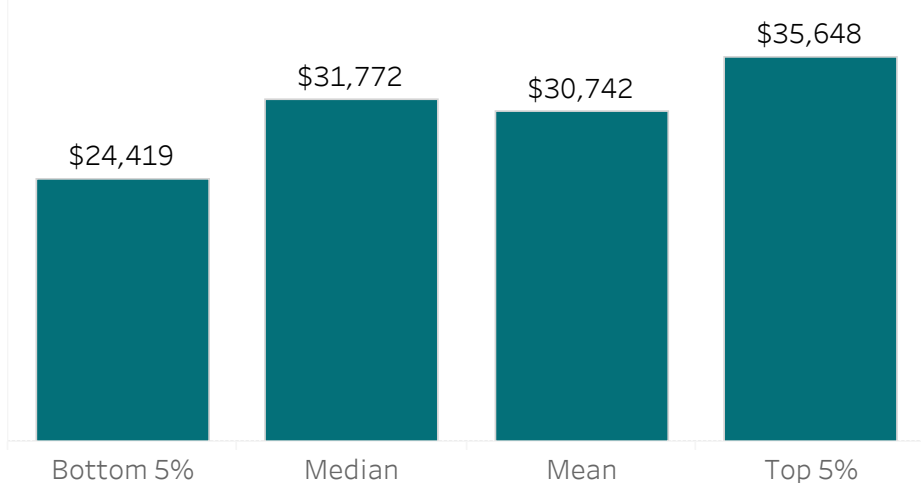
Graduate Activity - 2017-18



Three Year Comparison of Employed Respondents

	2015-16	2016-17	2017-18
Number of Graduates	34	36	24
Number of Respondents	24	9	13
Number of Employed Respondents	20	7	10
Percentage of Employed Respondents	83%	78%	77%
Number of Respondents Employed in Training Related Occupations	9	1	8
Percentage of Respondents Employed in Training Related Occupations	38%	11%	62%

Salary - Last Three Years

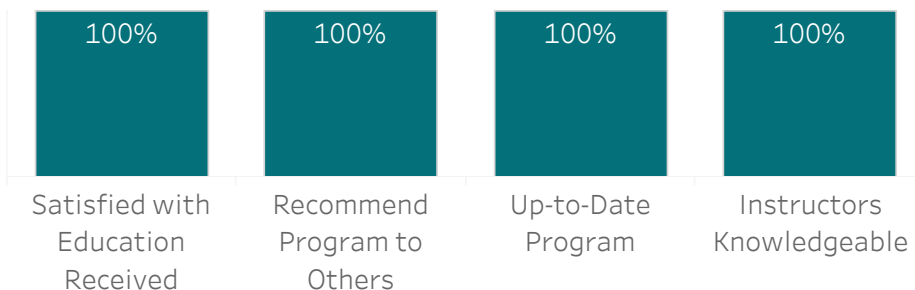


# Technical Communication

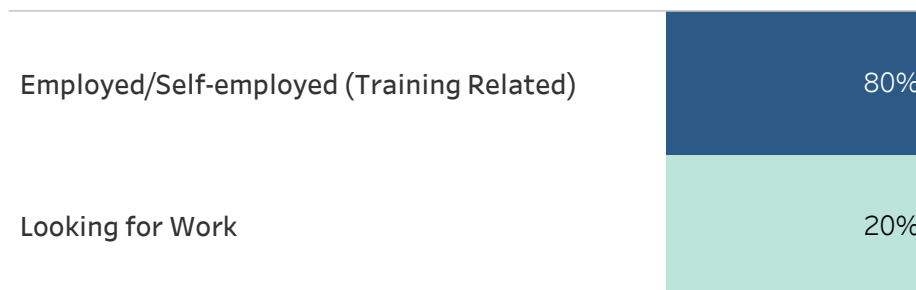
## Certificate

Students of this program learn to write and present information that is clear, concise, and audience-focused. This program is designed to develop the knowledge and skills needed to succeed as a technical communications professional. It focuses on specialized communication formats including proposal writing, online documentation and technical manuals.

## Satisfaction - 2017-18



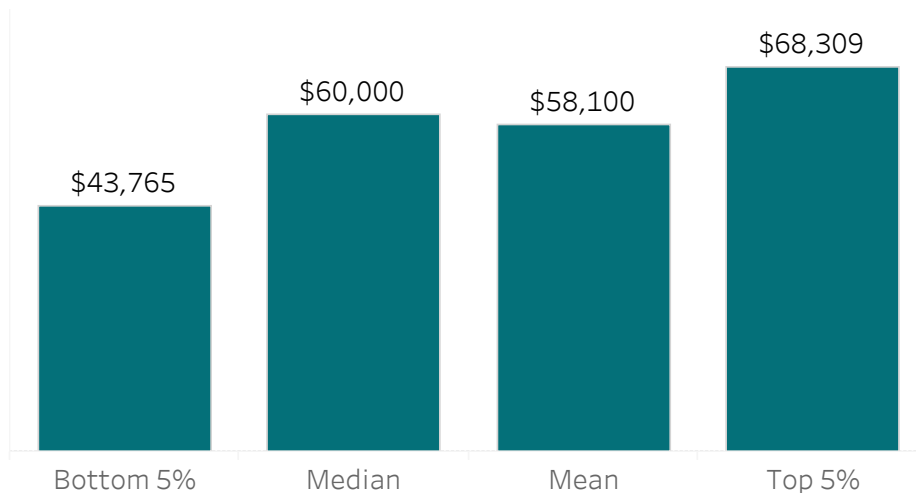
## Graduate Activity - 2017-18



## Three Year Comparison of Employed Respondents

	2015-16	2016-17	2017-18
Number of Graduates	3	4	5
Number of Respondents	2	4	5
Number of Employed Respondents	2	4	4
Percentage of Employed Respondents	100%	100%	80%
Number of Respondents Employed in Training Related Occupations	1	2	4
Percentage of Respondents Employed in Training Related Occupations	50%	50%	80%

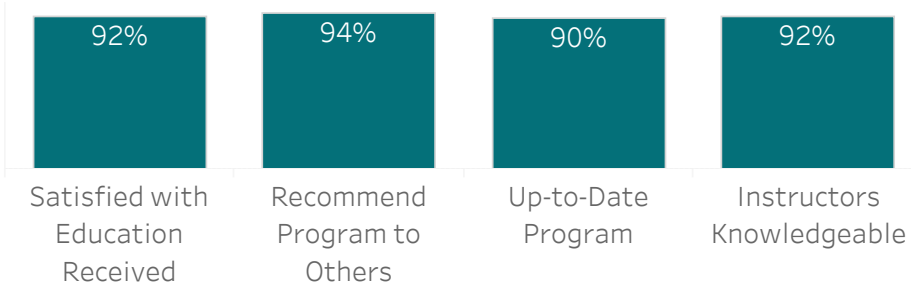
## Salary - Last Three Years



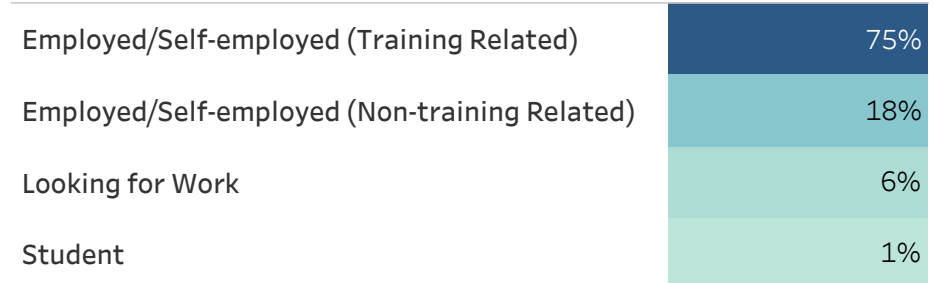
## All Programs in Business & Management (CE)

Students taking programs in this Continuing Education division gain skills needed to work in the business sector.

### Satisfaction - 2017-18



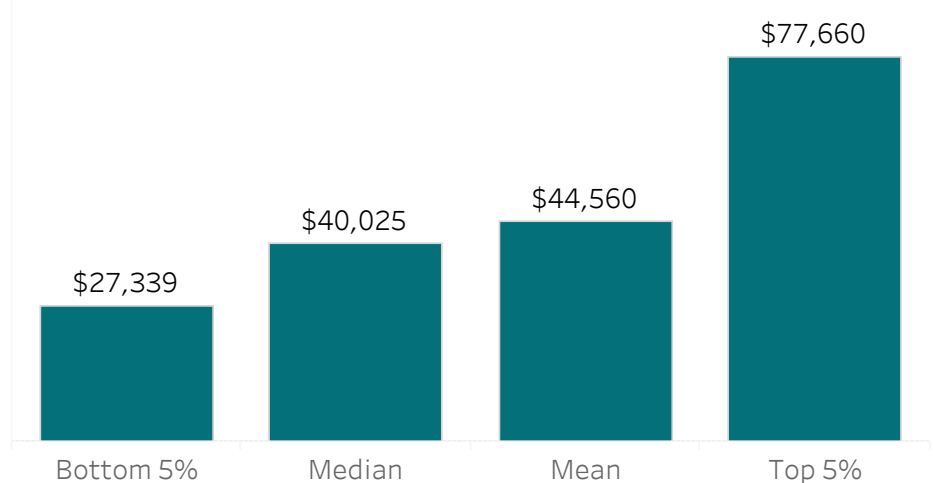
### Graduate Activity - 2017-18



### Three Year Comparison of Employed Respondents

	2015-16	2016-17	2017-18
Number of Graduates	103	121	115
Number of Respondents	69	70	67
Number of Employed Respondents	59	62	62
Percentage of Employed Respondents	86%	89%	93%
Number of Respondents Employed in Training Related Occupations	47	47	50
Percentage of Respondents Employed in Training Related Occupations	68%	67%	75%

### Salary - Last Three Years

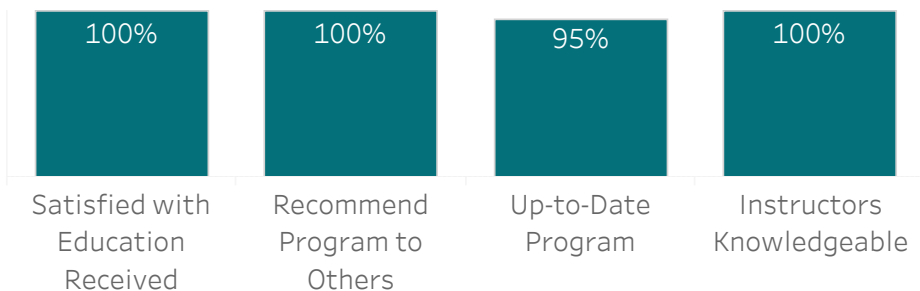


# Accounting

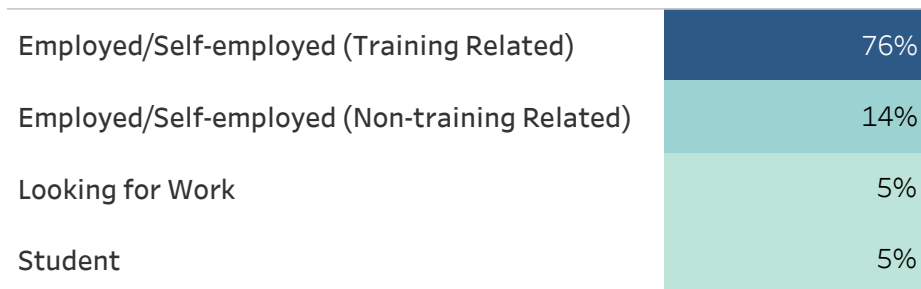
## Certificate

This program prepares students for a wide range of careers in the world of accounting and/or enhances their opportunities for advancement. Graduates are eligible for employment in areas and roles including accounts payable, accounts receivable, financial assistant and office administrators.

## Satisfaction - 2017-18



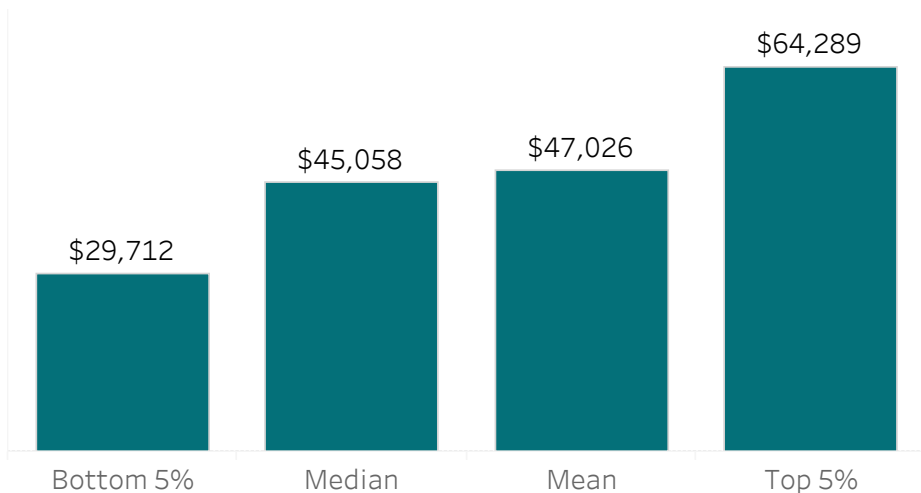
## Graduate Activity - 2017-18



## Three Year Comparison of Employed Respondents

	2015-16	2016-17	2017-18
Number of Graduates	23	23	35
Number of Respondents	15	13	21
Number of Employed Respondents	12	12	19
Percentage of Employed Respondents	80%	92%	90%
Number of Respondents Employed in Training Related Occupations	7	7	16
Percentage of Respondents Employed in Training Related Occupations	47%	54%	76%

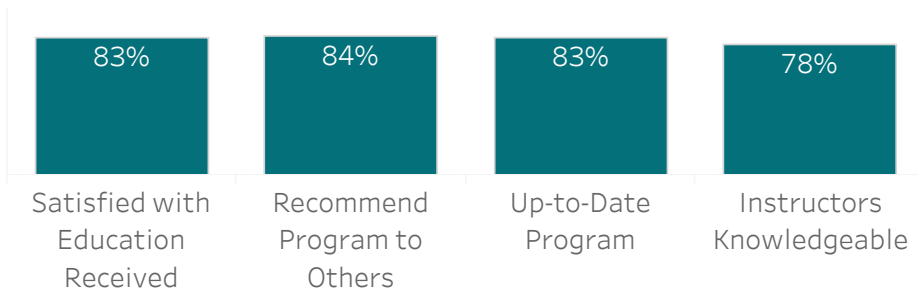
## Salary - Last Three Years



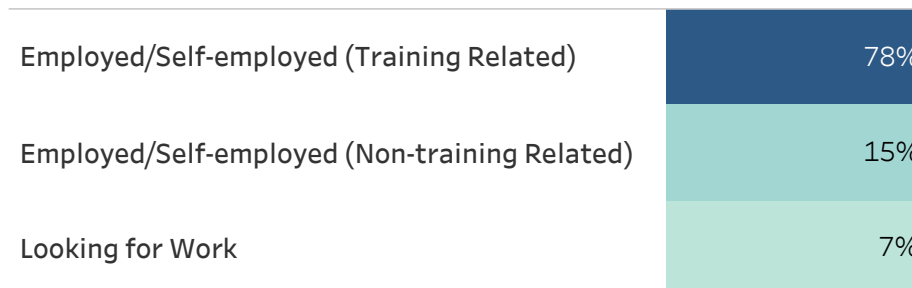
# Administrative Assistant

This program focuses on the administrative and technical skills needed to meet the demands of the current and emerging office environment. Graduates have found positions as administrative assistants or office clerks in businesses, private and public corporations, and government departments.

Satisfaction - 2017-18



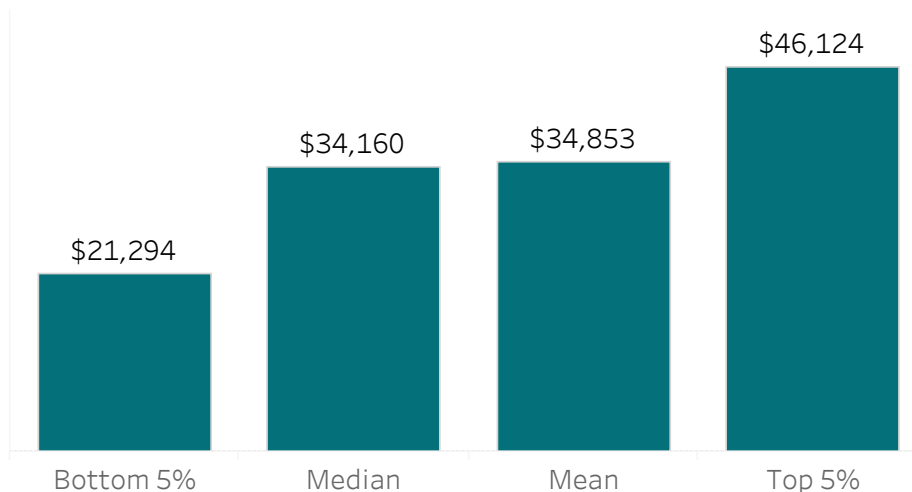
Graduate Activity - 2017-18



Three Year Comparison of Employed Respondents

	2015-16	2016-17	2017-18
Number of Graduates	40	59	43
Number of Respondents	27	34	27
Number of Employed Respondents	23	29	25
Percentage of Employed Respondents	85%	85%	93%
Number of Respondents Employed in Training Related Occupations	19	26	21
Percentage of Respondents Employed in Training Related Occupations	70%	76%	78%

Salary - Last Three Years

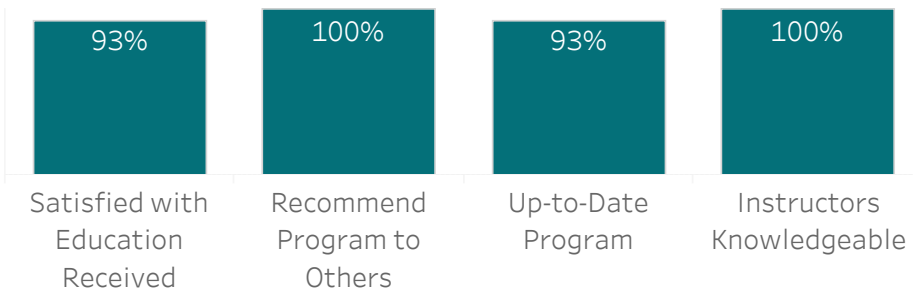


# Management Development

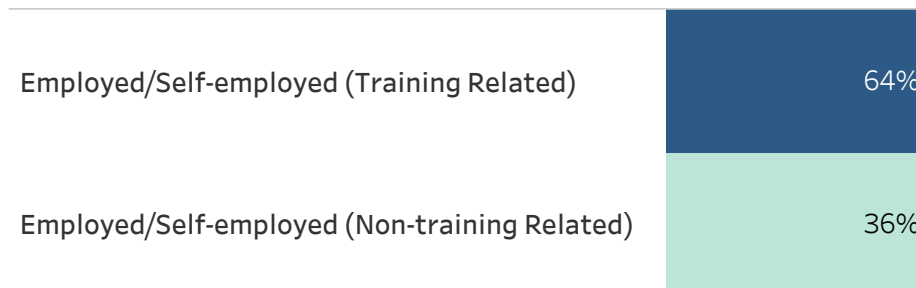
## Certificate

This program covers a wide range of management related disciplines including communications, leadership, organizational behaviour and ethics. Graduates will have the training to be employed in management positions. Opportunities also exist in fields such as human resources, product management, and in the public and private sectors.

## Satisfaction - 2017-18



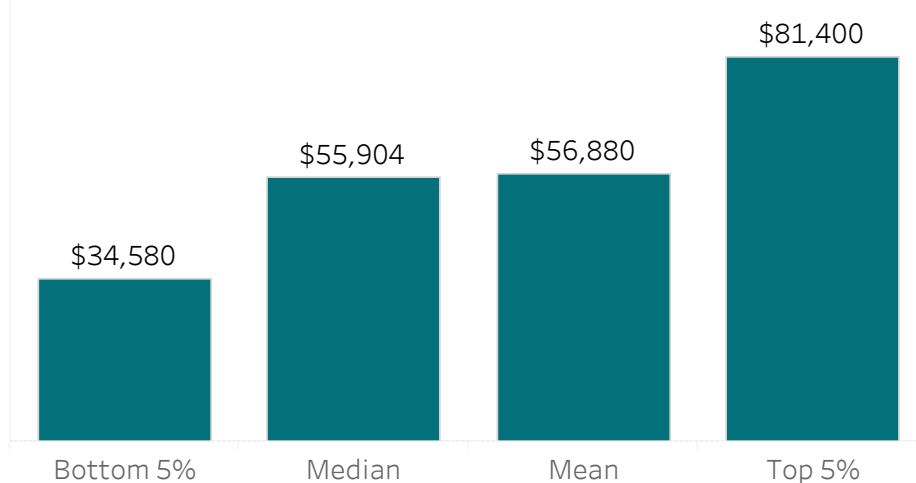
## Graduate Activity - 2017-18



## Three Year Comparison of Employed Respondents

	2015-16	2016-17	2017-18
Number of Graduates	28	18	28
Number of Respondents	18	8	14
Number of Employed Respondents	16	8	14
Percentage of Employed Respondents	89%	100%	100%
Number of Respondents Employed in Training Related Occupations	14	3	9
Percentage of Respondents Employed in Training Related Occupations	78%	38%	64%

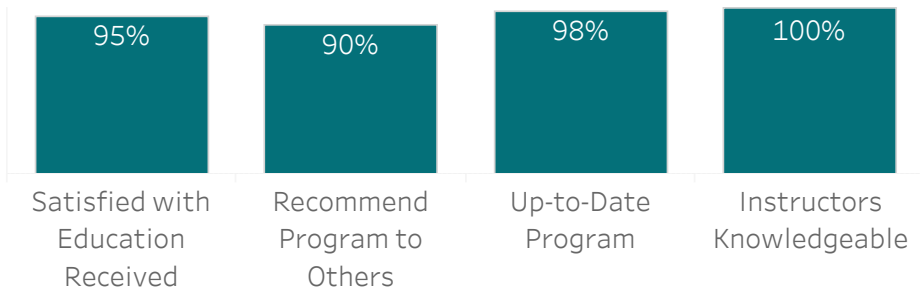
## Salary - Last Three Years



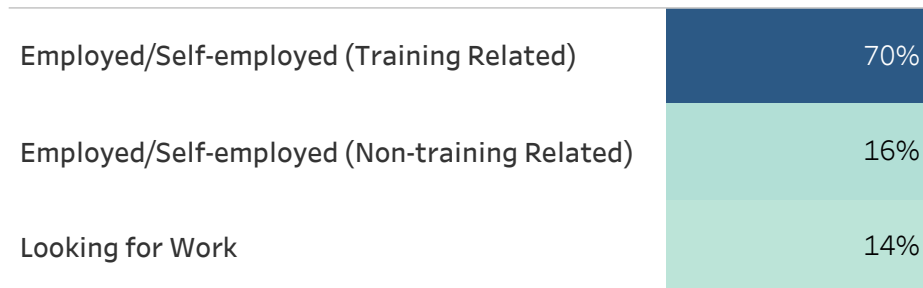
## All Programs in Community Services (CE)

This Continuing Education division includes programs in the Community Services field.

Satisfaction - 2017-18



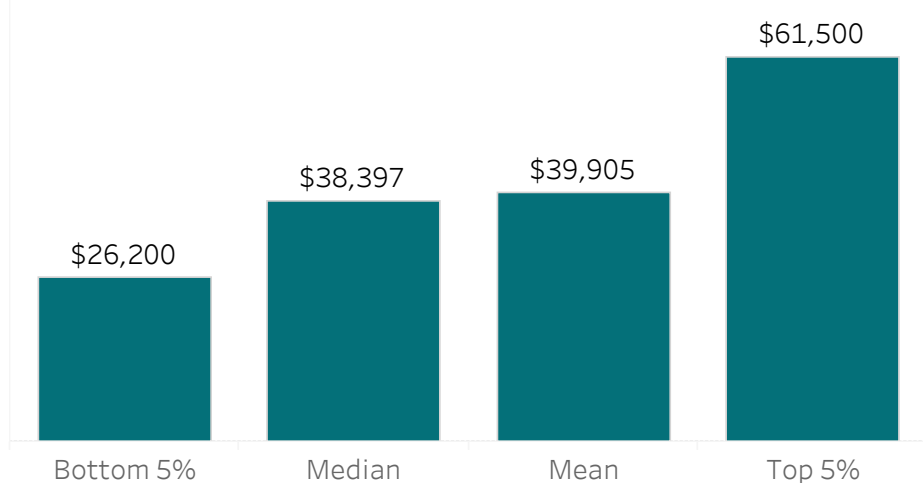
Graduate Activity - 2017-18



Three Year Comparison of Employed Respondents

	2015-16	2016-17	2017-18
Number of Graduates	50	42	58
Number of Respondents	36	22	43
Number of Employed Respondents	28	20	37
Percentage of Employed Respondents	78%	91%	86%
Number of Respondents Employed in Training Related Occupations	24	13	30
Percentage of Respondents Employed in Training Related Occupations	67%	59%	70%

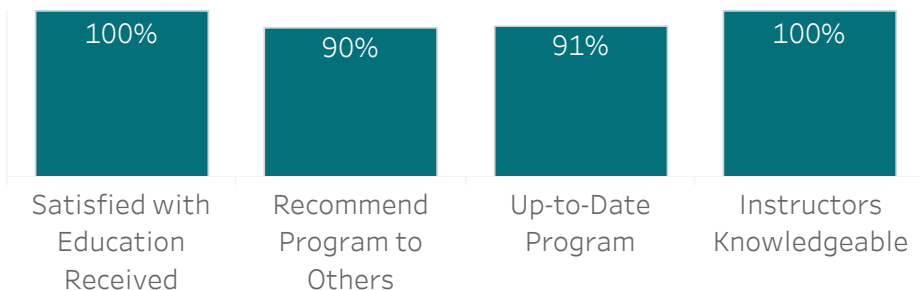
Salary - Last Three Years



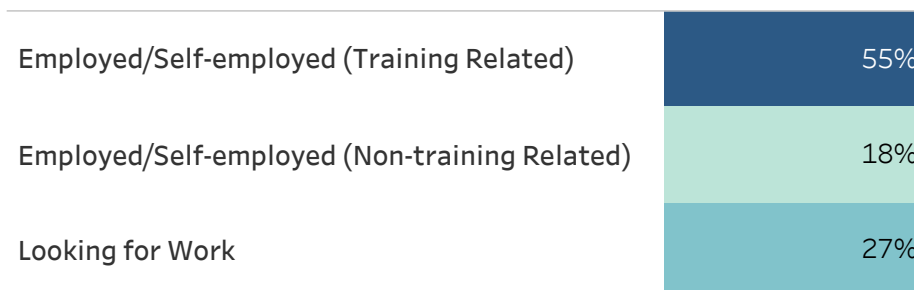
## Applied Counselling

This program focuses on the administrative and technical skills needed to meet the demands of the current and emerging office environment. Graduates have found positions as administrative assistants or office clerks in businesses, private and public corporations, and government departments.

Satisfaction - 2017-18



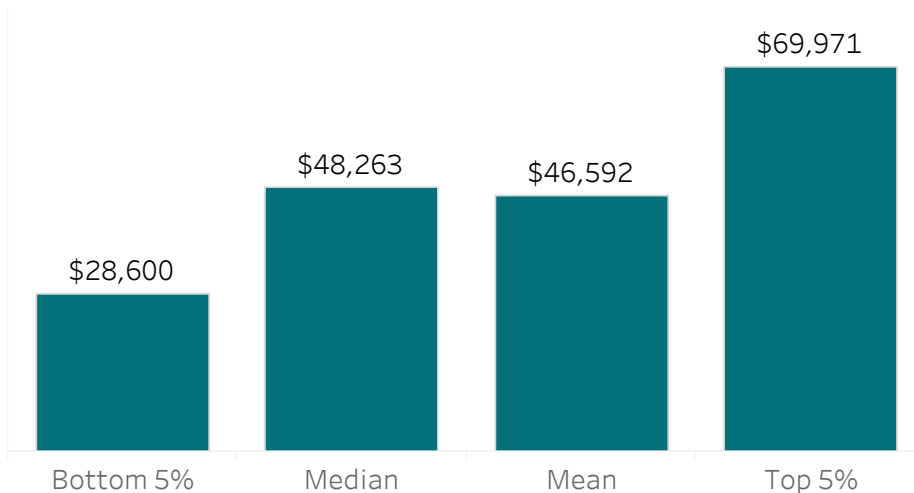
Graduate Activity - 2017-18



Three Year Comparison of Employed Respondents

	2015-16	2016-17	2017-18
Number of Graduates	7	9	14
Number of Respondents	6	6	11
Number of Employed Respondents	5	6	8
Percentage of Employed Respondents	83%	100%	73%
Number of Respondents Employed in Training Related Occupations	3	4	6
Percentage of Respondents Employed in Training Related Occupations	50%	67%	55%

Salary - Last Three Years



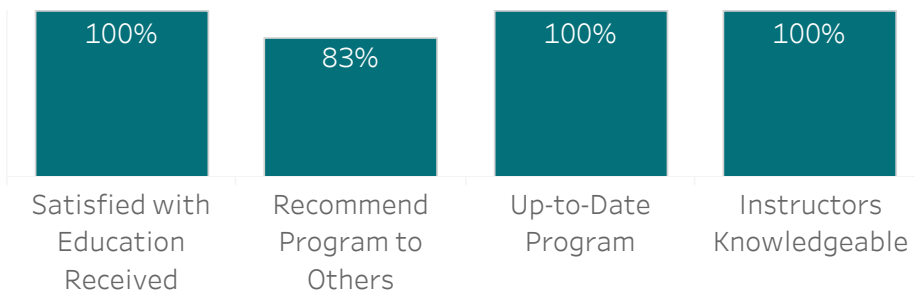


## Justice and Public Safety

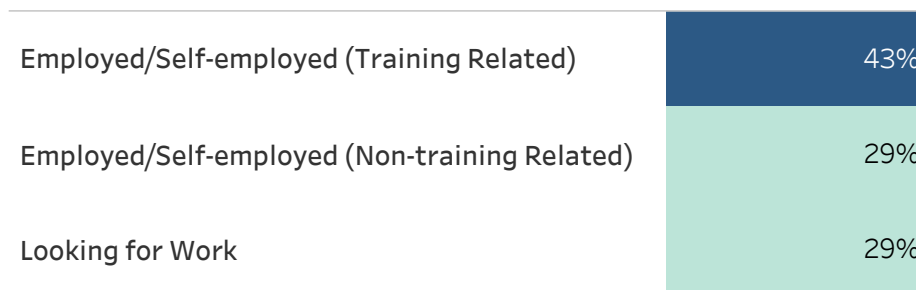
### Certificate

This program provides students with the knowledge base required for a successful career in the criminal justice system. The program explores a wide range of issues including Aboriginal cultures, treatment and intervention strategies, plus policing in the 21st century.

### Satisfaction - 2017-18



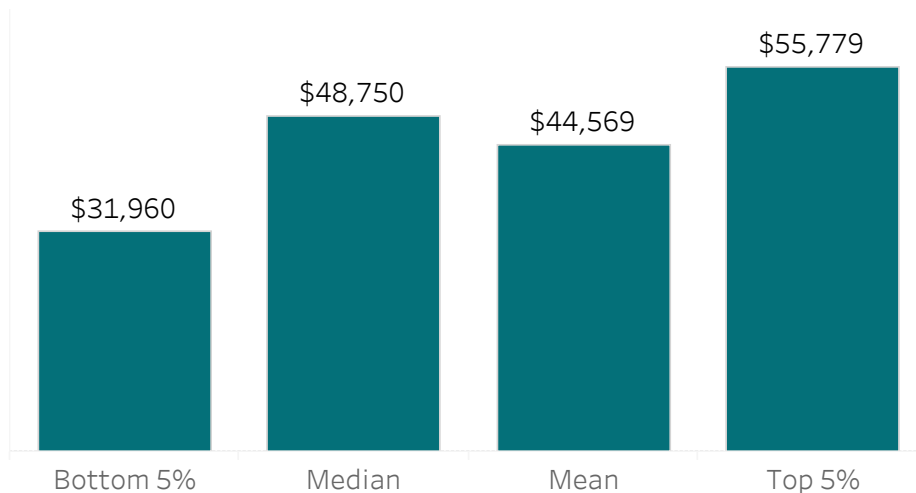
### Graduate Activity - 2017-18



### Three Year Comparison of Employed Respondents

	2015-16	2016-17	2017-18
Number of Graduates	13	11	8
Number of Respondents	8	6	7
Number of Employed Respondents	5	5	5
Percentage of Employed Respondents	63%	83%	71%
Number of Respondents Employed in Training Related Occupations	4	2	3
Percentage of Respondents Employed in Training Related Occupations	50%	33%	43%

### Salary - Last Three Years

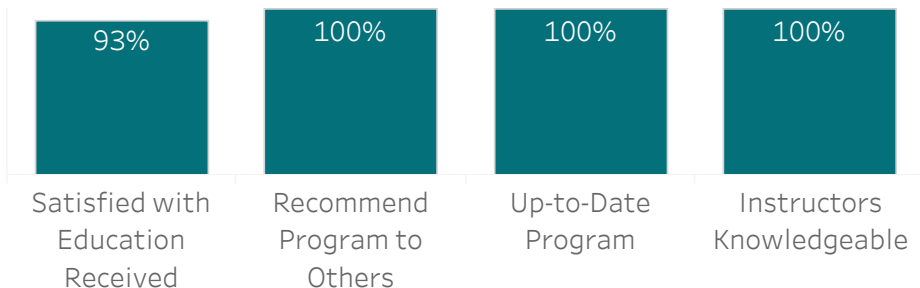


# Therapeutic Recreation Facilitator for Older Adults

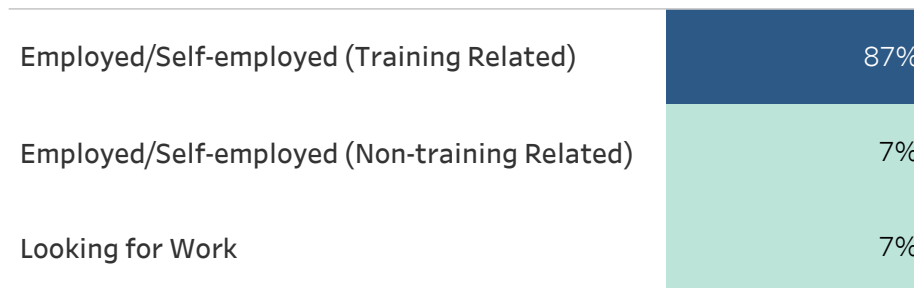
## Certificate

This program is designed to develop the knowledge and skills needed to work in therapeutic and leisure recreational programming and services for older adults. Students learn to plan, promote, deliver and evaluate effective programs for clientele in various settings, including: personal care homes, extended hospital care, and other community based programs.

## Satisfaction - 2017-18



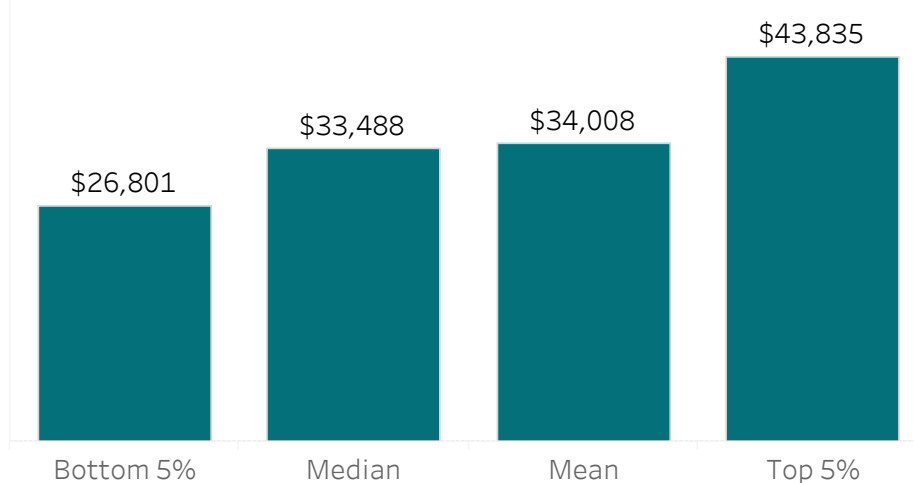
## Graduate Activity - 2017-18



## Three Year Comparison of Employed Respondents

	2015-16	2016-17	2017-18
Number of Graduates	22	15	21
Number of Respondents	15	6	15
Number of Employed Respondents	11	5	14
Percentage of Employed Respondents	73%	83%	93%
Number of Respondents Employed in Training Related Occupations	10	3	13
Percentage of Respondents Employed in Training Related Occupations	67%	50%	87%

## Salary - Last Three Years

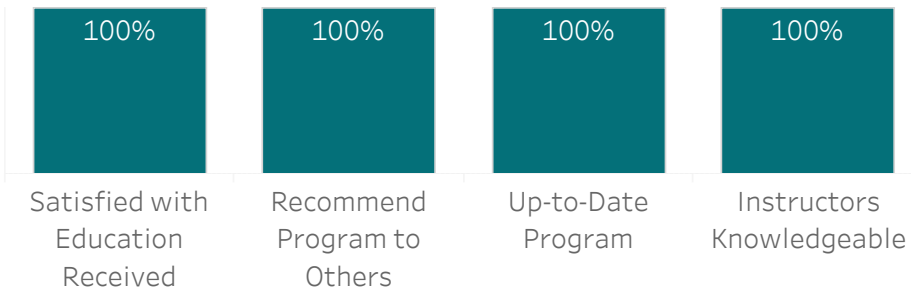


# Youth Recreation Activity Worker


The Youth Recreation Activity Worker program is designed to prepare youth to work with inner city youth to provide healthy recreational activities.

No salary data to display: too small a sample where n<5 responses with salary data.

## Satisfaction - 2017-18



## Graduate Activity - 2017-18



## Three Year Comparison of Employed Respondents

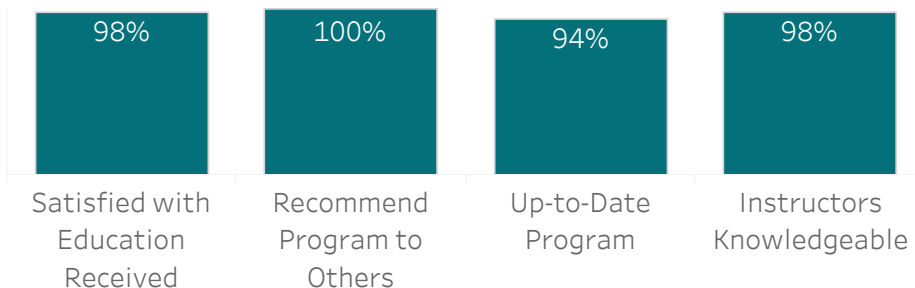
	2017-18
Number of Graduates	10
Number of Respondents	6
Number of Employed Respondents	6
Percentage of Employed Respondents	100%
Number of Respondents Employed in Training Related Occupations	6
Percentage of Respondents Employed in Training Related Occupations	100%

## Salary - Last Three Years

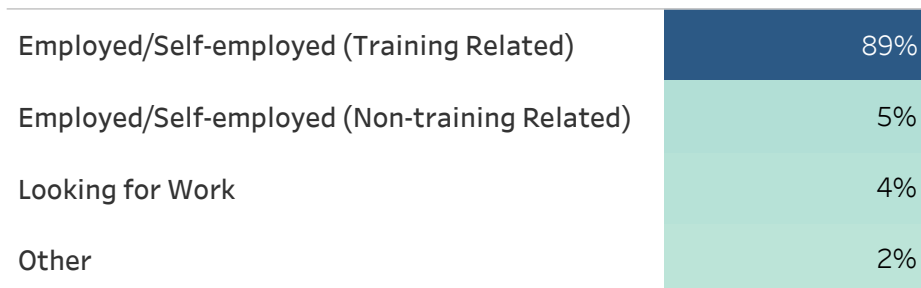
## All Programs in Education, Foundation Studies (CE)

Students taking programs in this division learn the skills and techniques needed in education and library-related employment.

### Satisfaction - 2017-18



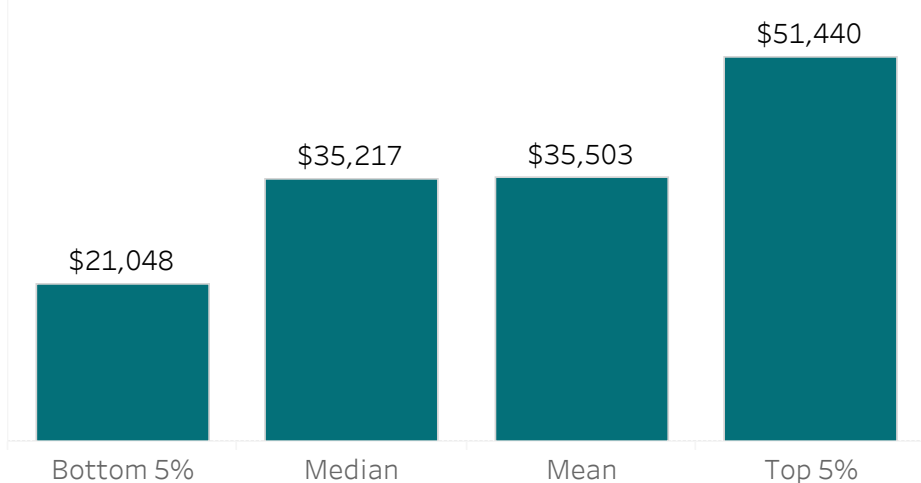
### Graduate Activity - 2017-18



### Three Year Comparison of Employed Respondents

	2015-16	2016-17	2017-18
Number of Graduates	90	93	97
Number of Respondents	51	40	55
Number of Employed Respondents	47	35	52
Percentage of Employed Respondents	92%	88%	95%
Number of Respondents Employed in Training Related Occupations	41	33	49
Percentage of Respondents Employed in Training Related Occupations	80%	83%	89%

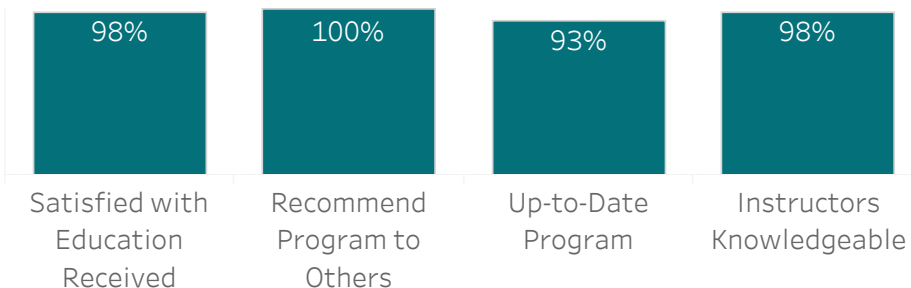
### Salary - Last Three Years



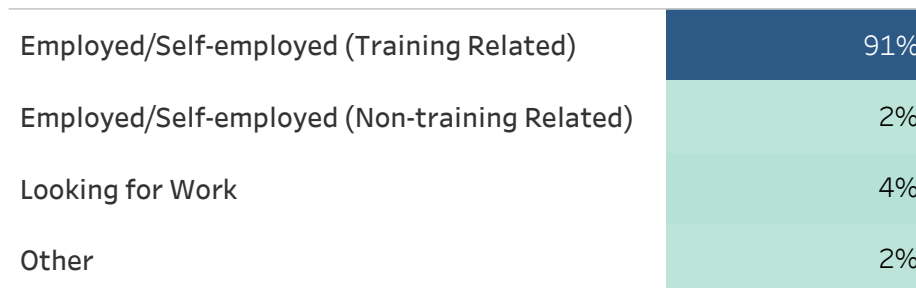
## Educational Assistant Certificate

Graduates of this program are prepared for a career working with students in an educational setting to support the work of the teachers and clinicians. Educational Assistant graduates may find a range of entry-level employment opportunities in educational settings.

### Satisfaction - 2017-18



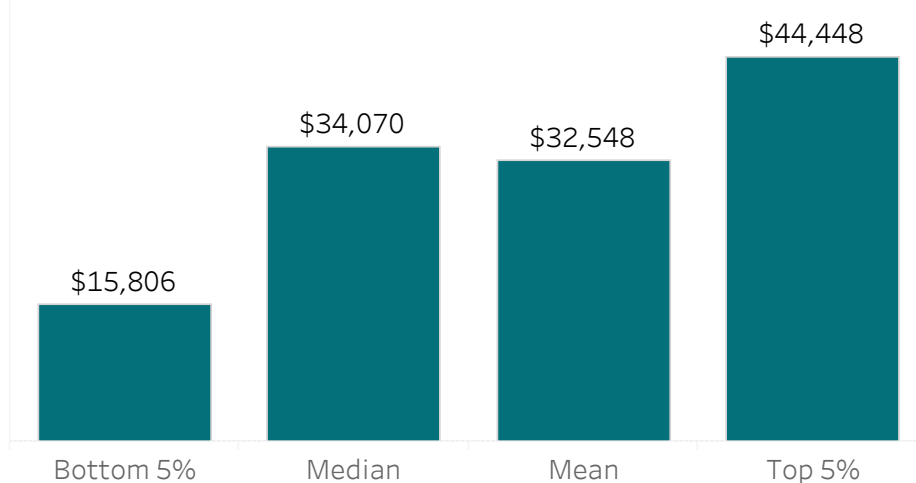
### Graduate Activity - 2017-18



### Three Year Comparison of Employed Respondents

	2015-16	2016-17	2017-18
Number of Graduates	78	78	86
Number of Respondents	41	33	46
Number of Employed Respondents	38	28	43
Percentage of Employed Respondents	93%	85%	93%
Number of Respondents Employed in Training Related Occupations	32	26	42
Percentage of Respondents Employed in Training Related Occupations	78%	79%	91%

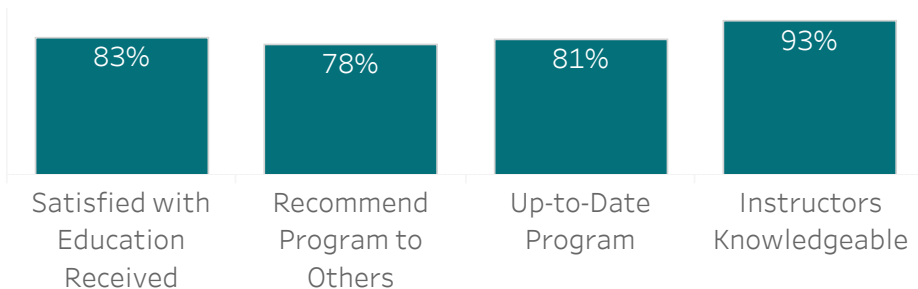
### Salary - Last Three Years



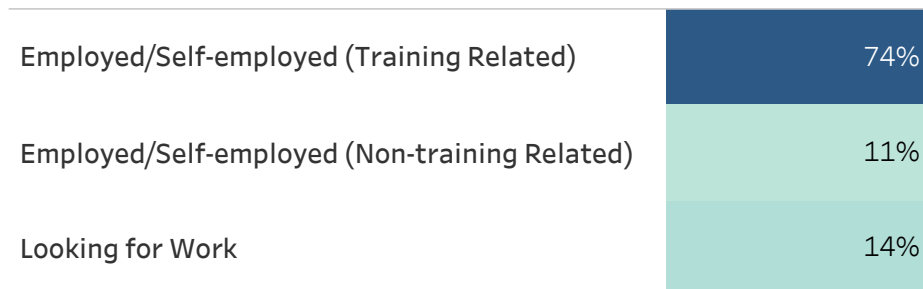
## All Programs in Health Sciences (CE)

Programs in the Continuing Education (CE) Health Sciences division provide training for a variety of health related fields.

### Satisfaction - 2017-18



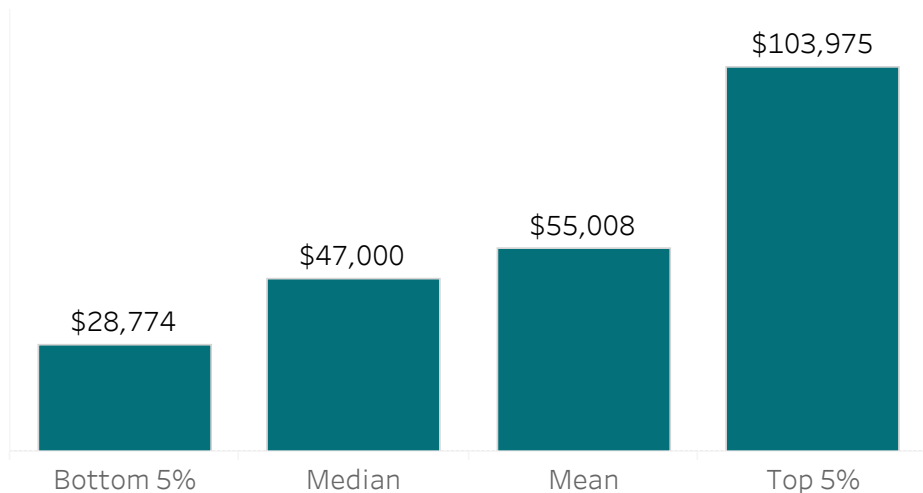
### Graduate Activity - 2017-18



### Three Year Comparison of Employed Respondents

	2015-16	2016-17	2017-18
Number of Graduates	120	116	110
Number of Respondents	80	56	70
Number of Employed Respondents	67	48	60
Percentage of Employed Respondents	84%	86%	86%
Number of Respondents Employed in Training Related Occupations	54	37	52
Percentage of Respondents Employed in Training Related Occupations	68%	66%	74%

### Salary - Last Three Years

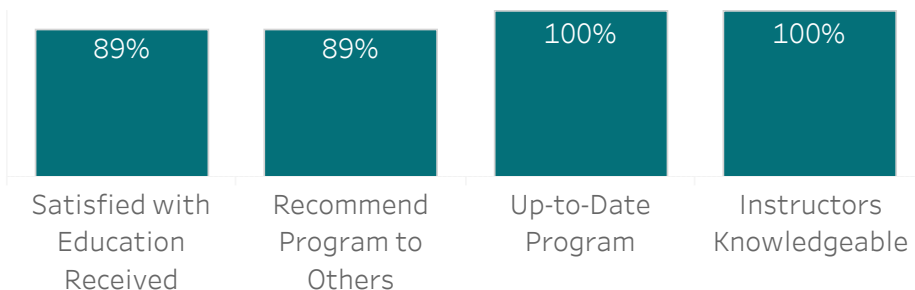


# Health Services Leadership and Management

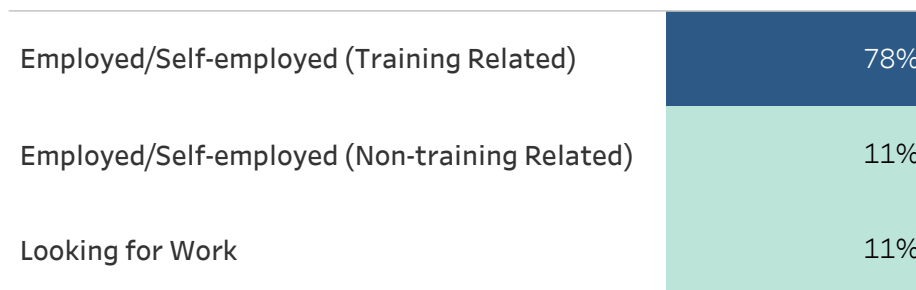
## Certificate

This program is intended for individuals who are employed in health services and who want to develop their leadership and management skills. It was developed in collaboration with the Manitoba Chapter of the Canadian College of Health Leaders (CCHL) and is based on the CCHL's Certified Health Executive competencies.

## Satisfaction - 2017-18



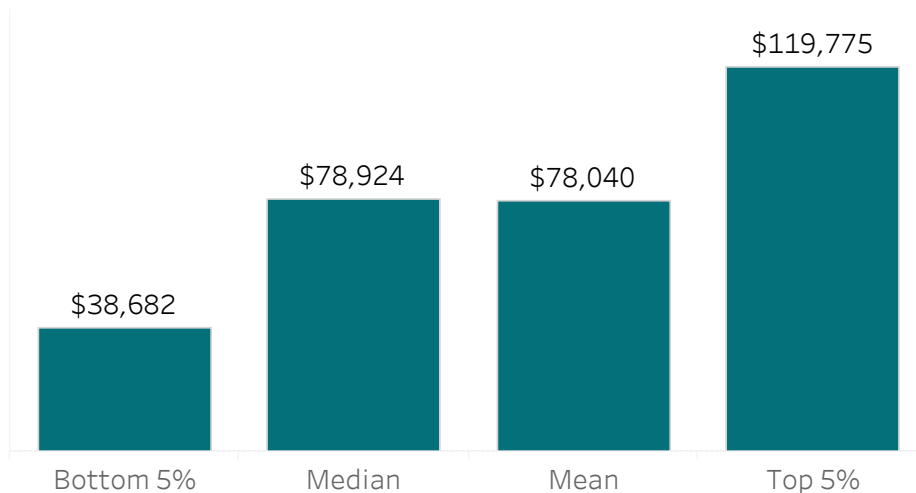
## Graduate Activity - 2017-18



## Three Year Comparison of Employed Respondents

	2015-16	2016-17	2017-18
Number of Graduates	24	26	17
Number of Respondents	20	15	9
Number of Employed Respondents	20	14	8
Percentage of Employed Respondents	100%	93%	89%
Number of Respondents Employed in Training Related Occupations	15	12	7
Percentage of Respondents Employed in Training Related Occupations	75%	80%	78%

## Salary - Last Three Years

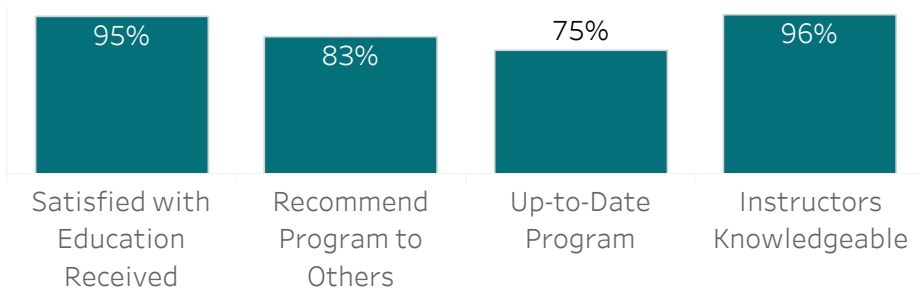


# Health Unit Clerk

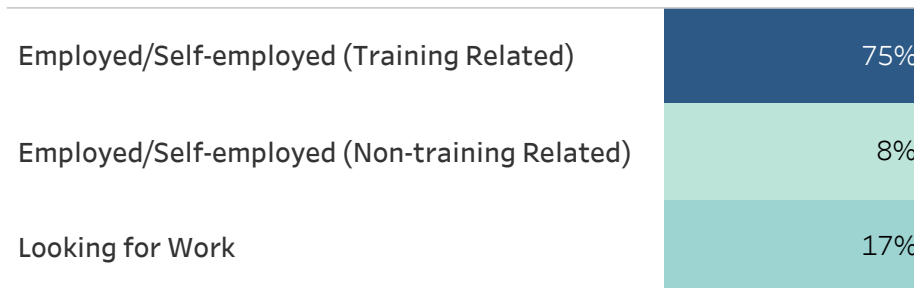
## Certificate

Students of this part-time program acquire the knowledge, and skills required to function as part of the health care team. They learn the roles and responsibilities of a Health Unit Clerk including maintaining patient and unit records, processing physician orders, diagnostic and laboratory orders and managing unit supplies.

## Satisfaction - 2017-18



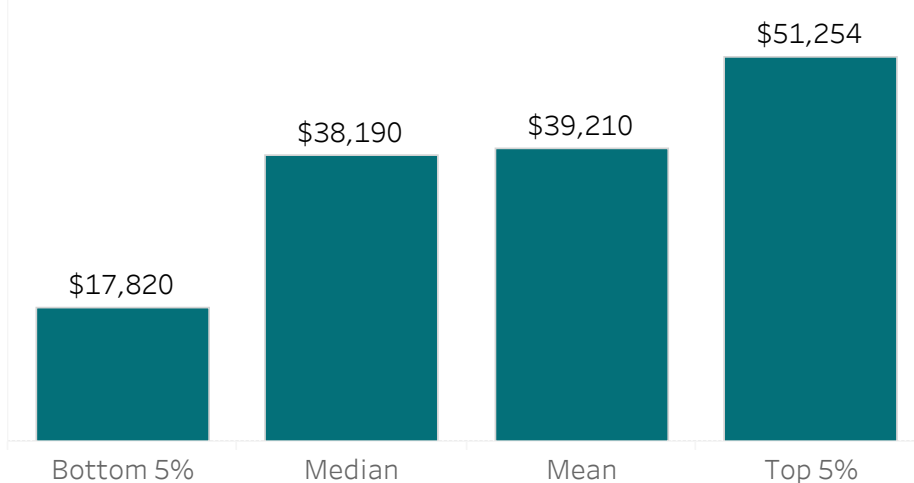
## Graduate Activity - 2017-18



## Three Year Comparison of Employed Respondents

	2015-16	2016-17	2017-18
Number of Graduates	34	42	38
Number of Respondents	19	18	24
Number of Employed Respondents	17	14	20
Percentage of Employed Respondents	89%	78%	83%
Number of Respondents Employed in Training Related Occupations	16	11	18
Percentage of Respondents Employed in Training Related Occupations	84%	61%	75%

## Salary - Last Three Years



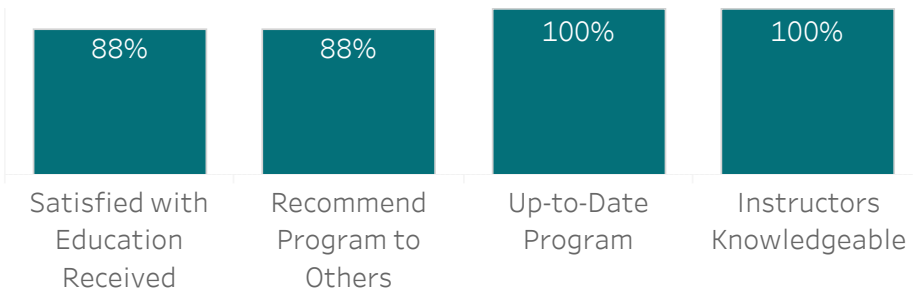


# Medical Device Reprocessing Technician

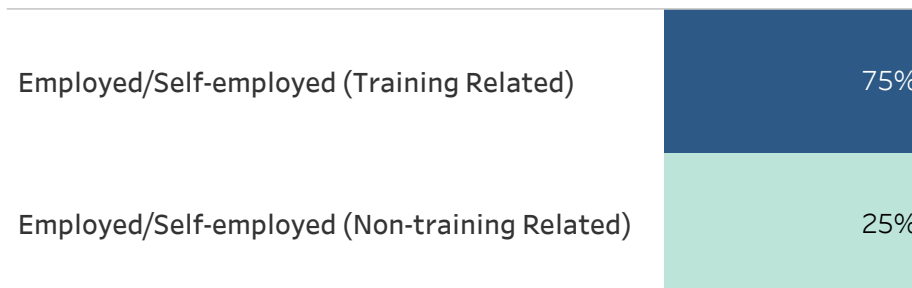
## Certificate

This program provides the knowledge and technical skills required for a career as a Medical Device Reprocessing Technician (MDR). As members of the health care team, MDRs play a vital role providing support to patient care services in hospitals and clinical settings.

## Satisfaction - 2017-18



## Graduate Activity - 2017-18



## Three Year Comparison of Employed Respondents

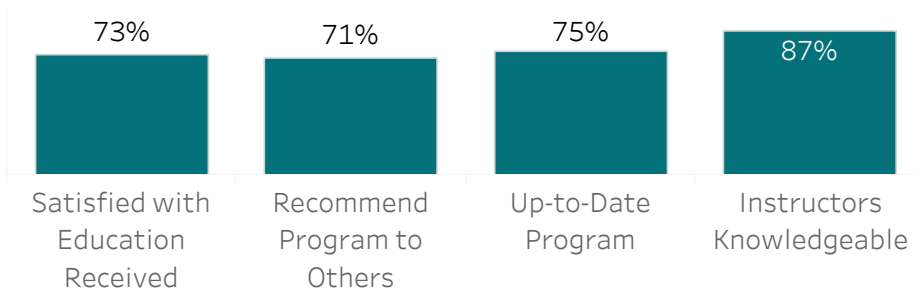
	2015-16	2016-17	2017-18
Number of Graduates	26	7	14
Number of Respondents	14	3	8
Number of Employed Respondents	7	2	8
Percentage of Employed Respondents	50%	67%	100%
Number of Respondents Employed in Training Related Occupations	5	1	6
Percentage of Respondents Employed in Training Related Occupations	36%	33%	75%

## Salary - Last Three Years

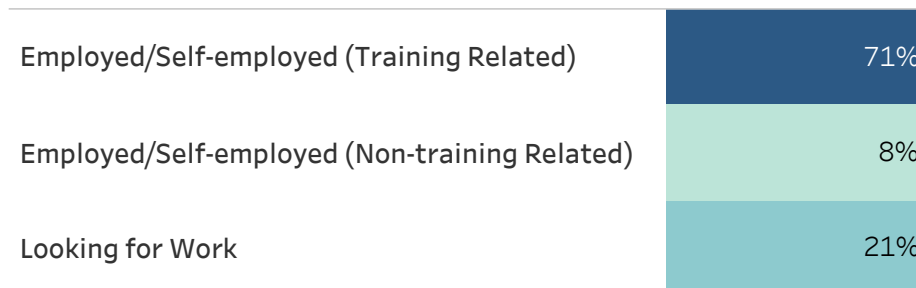
## Occupational Health & Safety

This program addresses the role and responsibilities of an Occupational Health and Safety practitioner including risk management, hazard recognition, control, and prevention and safety management systems in the workplace.

Satisfaction - 2017-18



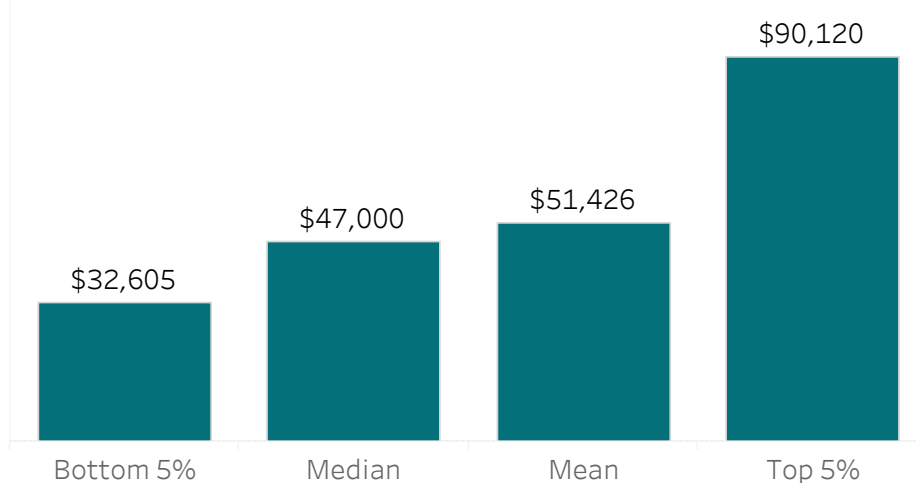
Graduate Activity - 2017-18



Three Year Comparison of Employed Respondents

	2015-16	2016-17	2017-18
Number of Graduates	25	23	32
Number of Respondents	16	12	24
Number of Employed Respondents	14	11	19
Percentage of Employed Respondents	88%	92%	79%
Number of Respondents Employed in Training Related Occupations	12	6	17
Percentage of Respondents Employed in Training Related Occupations	75%	50%	71%

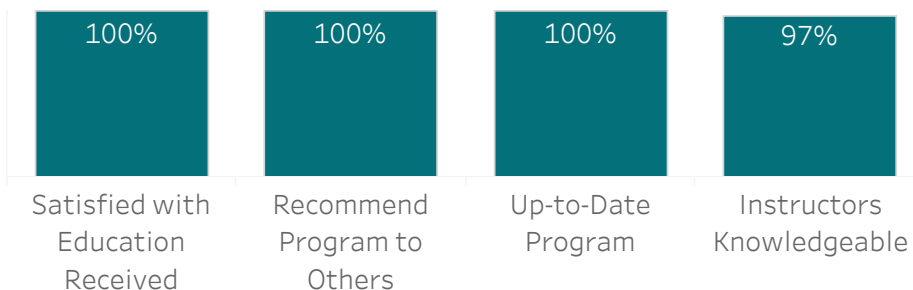
Salary - Last Three Years



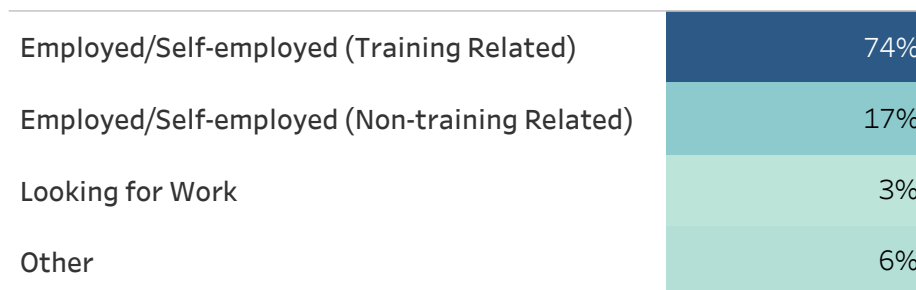
## All Programs in Industry and Transportation (CE)

This Continuing Education division includes programs that prepare students for work in the trades sector.

### Satisfaction - 2017-18



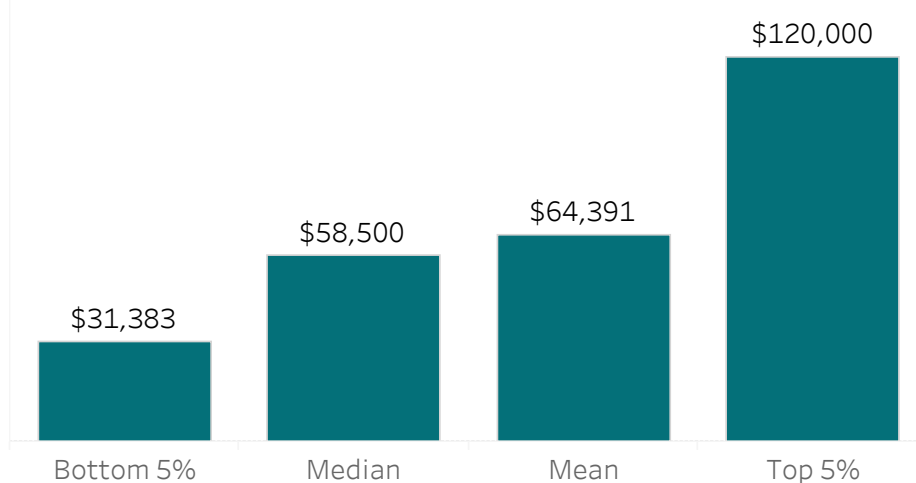
### Graduate Activity - 2017-18



### Three Year Comparison of Employed Respondents

	2015-16	2016-17	2017-18
Number of Graduates	127	90	60
Number of Respondents	82	48	35
Number of Employed Respondents	72	46	32
Percentage of Employed Respondents	88%	96%	91%
Number of Respondents Employed in Training Related Occupations	35	29	26
Percentage of Respondents Employed in Training Related Occupations	43%	60%	74%

### Salary - Last Three Years

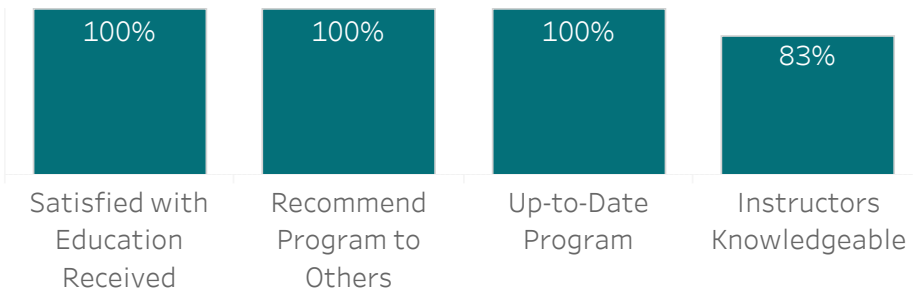


## Drafting/CAD

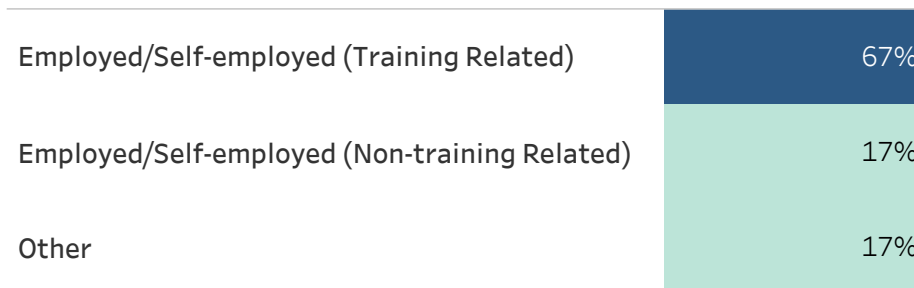
### Certificate

Students of this part-time program can gain the skills needed to complete manual or computer-generated plans and drawings for residential and commercial construction projects. Study includes building materials, drafting fundamentals, AutoCAD and more.

### Satisfaction - 2017-18



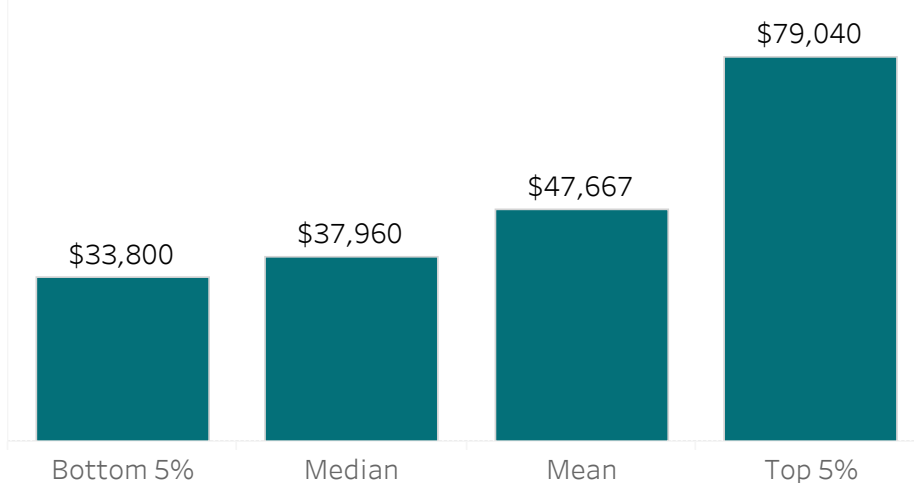
### Graduate Activity - 2017-18



### Three Year Comparison of Employed Respondents

	2015-16	2016-17	2017-18
Number of Graduates	5	13	9
Number of Respondents	1	6	6
Number of Employed Respondents	1	6	5
Percentage of Employed Respondents	100%	100%	83%
Number of Respondents Employed in Training Related Occupations	0	2	4
Percentage of Respondents Employed in Training Related Occupations	0%	33%	67%

### Salary - Last Three Years

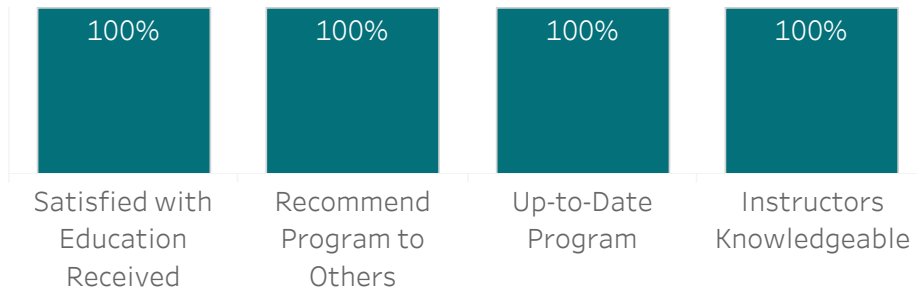


# Industrial Electrical Maintenance

## Certificate

Students in this program acquire the knowledge and skills for electrical theory and practical applications. Graduates have learned how to maintain and troubleshoot control equipment used in manufacturing processes safely and effectively to improve productivity and performance.

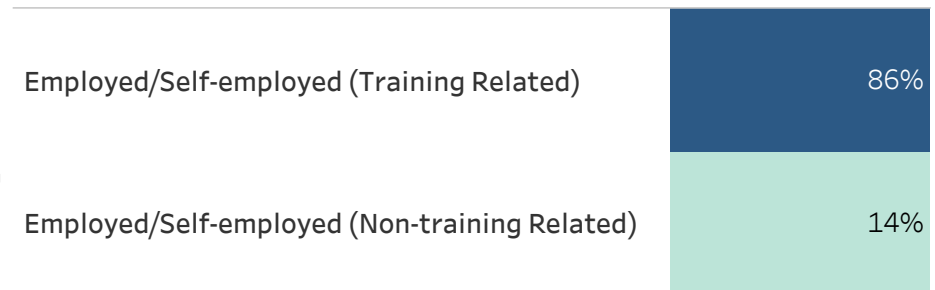
## Satisfaction - 2017-18



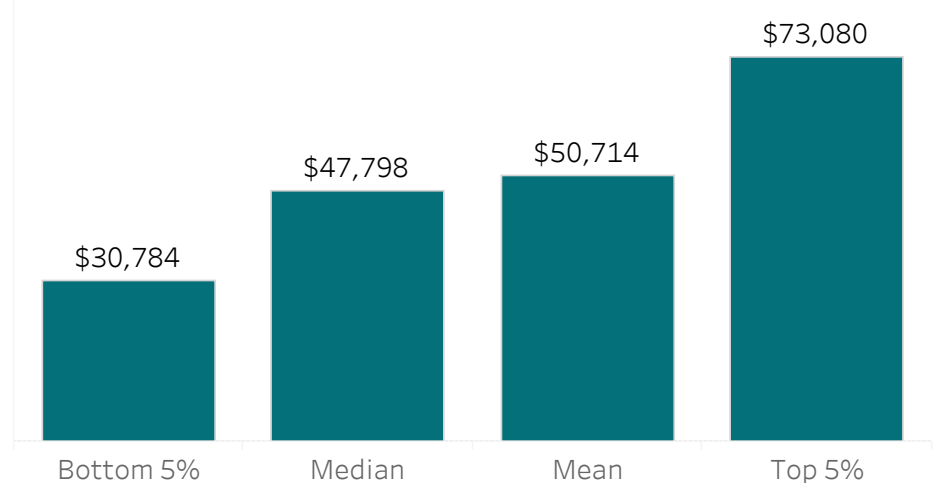
## Three Year Comparison of Employed Respondents

	2015-16	2016-17	2017-18
Number of Graduates	7	6	10
Number of Respondents	5	5	7
Number of Employed Respondents	5	5	7
Percentage of Employed Respondents	100%	100%	100%
Number of Respondents Employed in Training Related Occupations	4	0	6
Percentage of Respondents Employed in Training Related Occupations	80%	0%	86%

## Graduate Activity - 2017-18



## Salary - Last Three Years

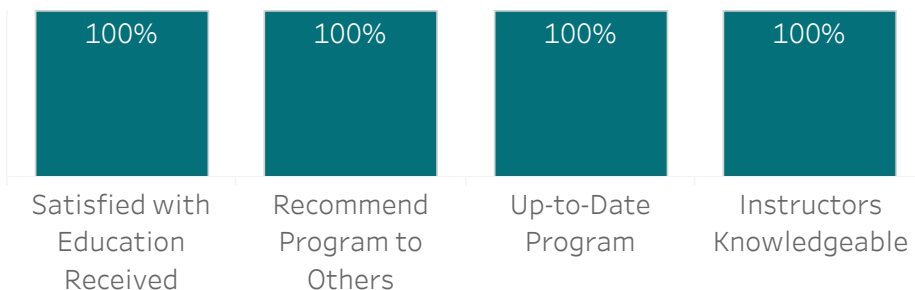


# Operations Management

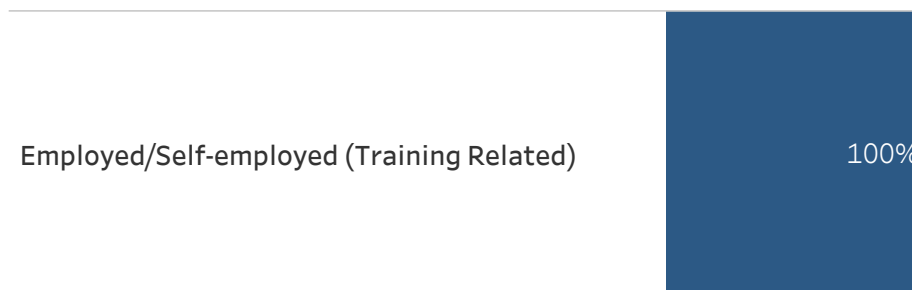
## Certificate

This program provides the knowledge and professional development required to pursue a career in materials, management, manufacturing/production and logistics. Students can enhance their understanding of operations management topics including: Purchasing, Accounting, Production supervision, Inventory management, and Traffic and storage functions. This program is offered by Red River College in partnership with APICS (Association for Operations Management).

## Satisfaction - 2017-18



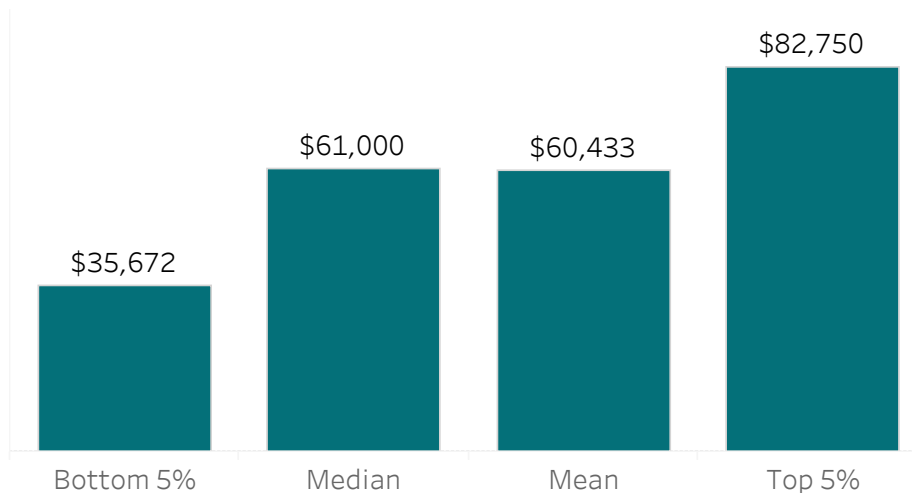
## Graduate Activity - 2017-18



## Three Year Comparison of Employed Respondents

	2015-16	2016-17	2017-18
Number of Graduates	4	7	8
Number of Respondents	2	5	6
Number of Employed Respondents	2	5	6
Percentage of Employed Respondents	100%	100%	100%
Number of Respondents Employed in Training Related Occupations	2	4	6
Percentage of Respondents Employed in Training Related Occupations	100%	80%	100%

## Salary - Last Three Years

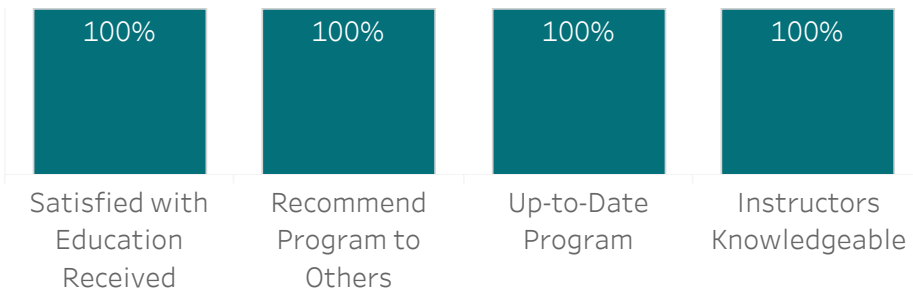


# Railway Conductor

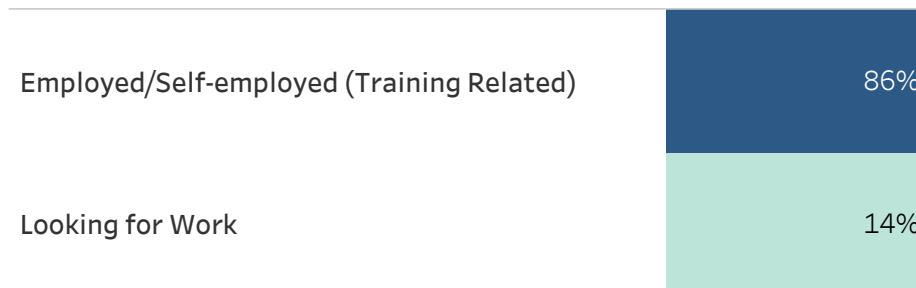
## Certificate

This program provides the knowledge and skills needed to work in the railway industry as a member of a train crew, in either road or yard service. It has been designed and developed in cooperation with the railway industry under the guidance of representatives from railway companies in Canada. Note: This program is not taking applications at this time.

## Satisfaction - 2017-18



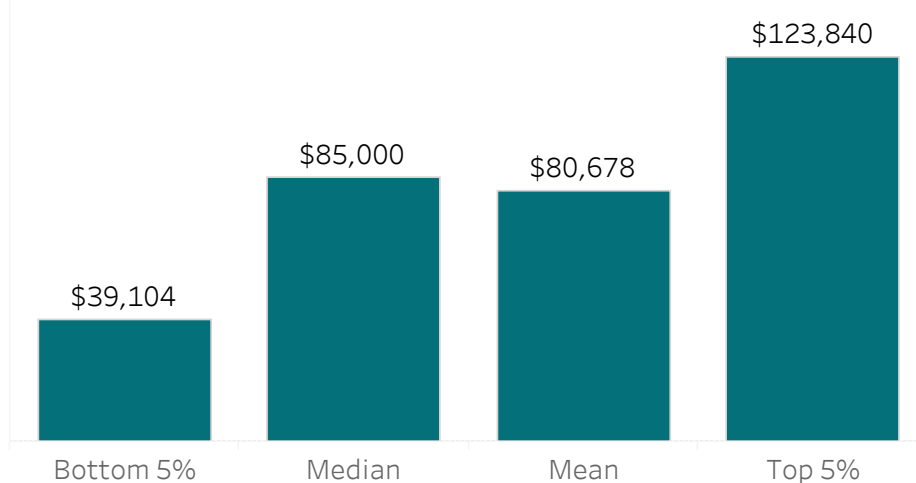
## Graduate Activity - 2017-18



## Three Year Comparison of Employed Respondents

	2015-16	2016-17	2017-18
Number of Graduates	79	29	19
Number of Respondents	55	12	7
Number of Employed Respondents	46	12	6
Percentage of Employed Respondents	84%	100%	86%
Number of Respondents Employed in Training Related Occupations	16	8	6
Percentage of Respondents Employed in Training Related Occupations	29%	67%	86%

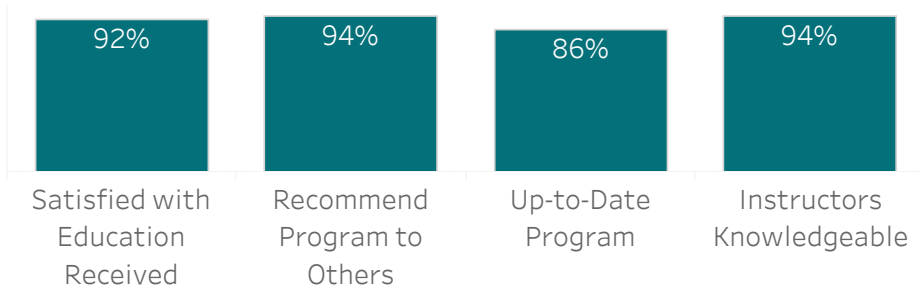
## Salary - Last Three Years



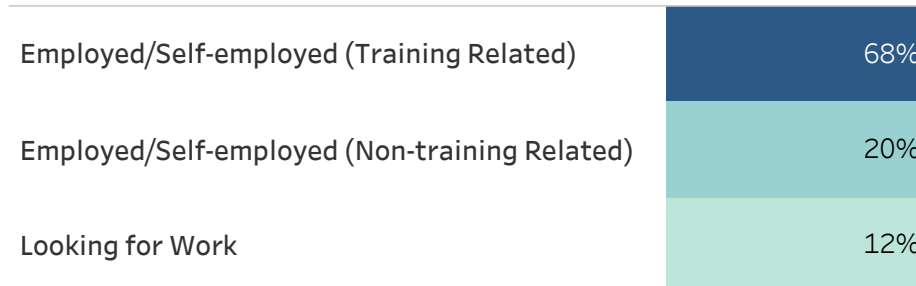
## All Programs in Information Technology (CE)

Graduates of programs in the Information Technology division have the knowledge and skills needed for working with computers or systems, often in the context of a business or other enterprise.

### Satisfaction - 2017-18



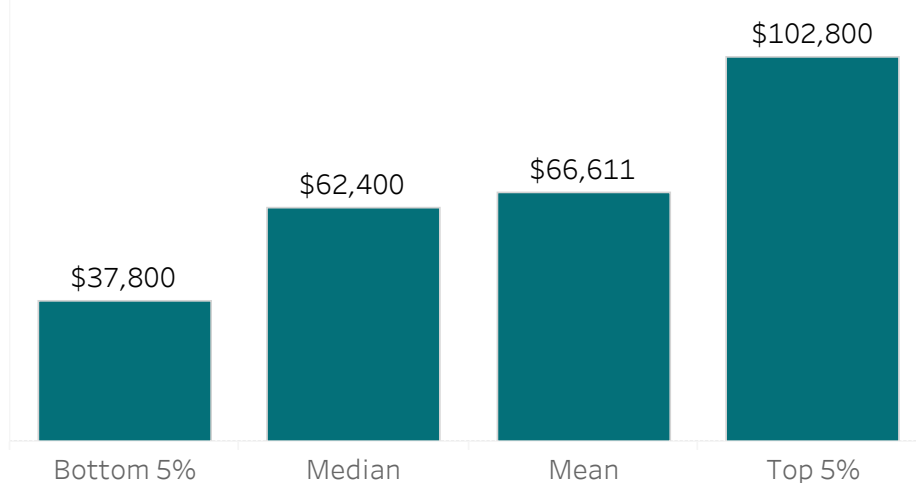
### Graduate Activity - 2017-18



### Three Year Comparison of Employed Respondents

	2015-16	2016-17	2017-18
Number of Graduates	113	148	130
Number of Respondents	76	77	85
Number of Employed Respondents	72	66	75
Percentage of Employed Respondents	95%	86%	88%
Number of Respondents Employed in Training Related Occupations	52	40	58
Percentage of Respondents Employed in Training Related Occupations	68%	52%	68%

### Salary - Last Three Years



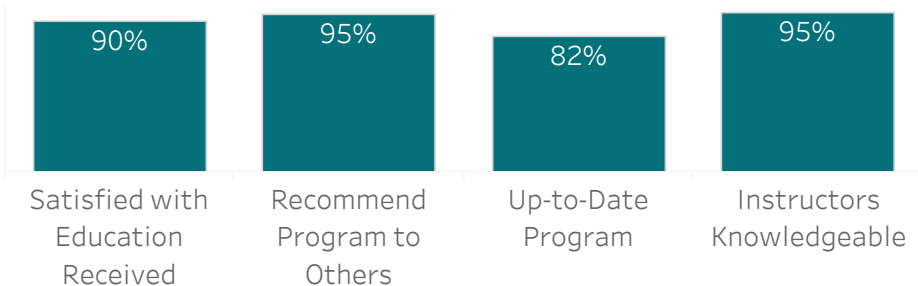


# Business Analyst

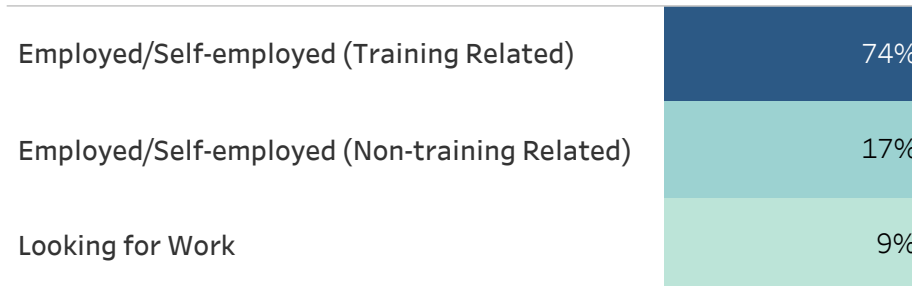
## Certificate

Students acquire the knowledge and skills to analyze and validate business requirements and to determine how to recommend real solutions to enterprise problems. Graduates of the program have acquired a range of essential skills, including effective communication, analysis and design, research techniques, project management, training implementation, plus evaluation processes and techniques.

## Satisfaction - 2017-18



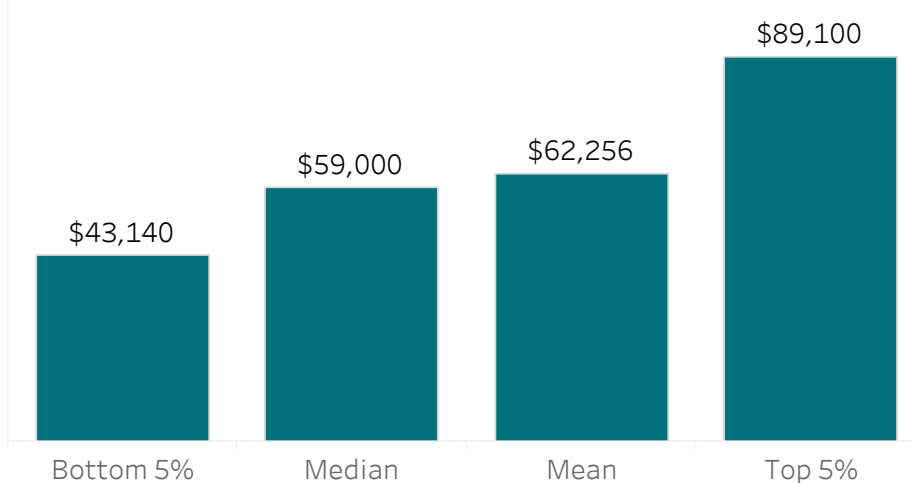
## Graduate Activity - 2017-18



## Three Year Comparison of Employed Respondents

	2015-16	2016-17	2017-18
Number of Graduates	32	46	31
Number of Respondents	23	30	23
Number of Employed Respondents	22	28	21
Percentage of Employed Respondents	96%	93%	91%
Number of Respondents Employed in Training Related Occupations	17	20	17
Percentage of Respondents Employed in Training Related Occupations	74%	67%	74%

## Salary - Last Three Years

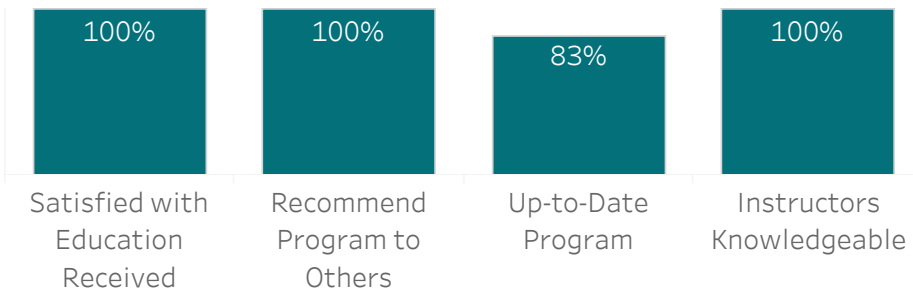


# Computer and Network Support

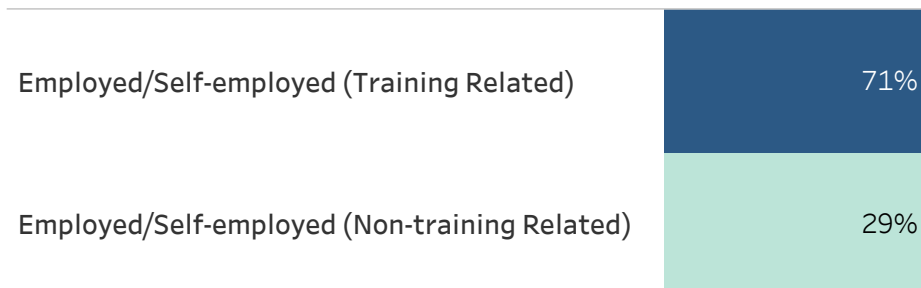
## Certificate

This program provides the skills needed to succeed as a computer and network support specialist by enhancing students' knowledge of computer hardware, networks, servers, and operating systems. Students learn how to set up, maintain, manage and troubleshoot computer systems using industry standards.

### Satisfaction - 2017-18



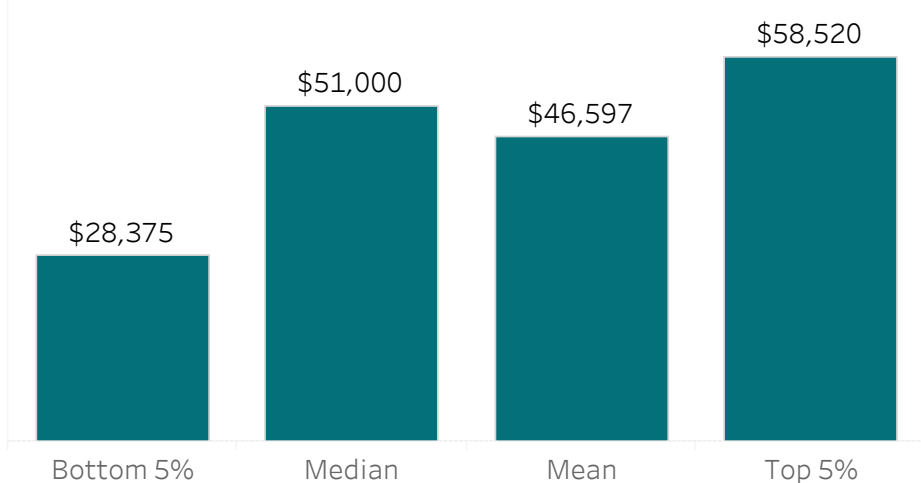
### Graduate Activity - 2017-18



### Three Year Comparison of Employed Respondents

	2015-16	2016-17	2017-18
Number of Graduates	8	7	13
Number of Respondents	6	3	7
Number of Employed Respondents	6	3	7
Percentage of Employed Respondents	100%	100%	100%
Number of Respondents Employed in Training Related Occupations	2	1	5
Percentage of Respondents Employed in Training Related Occupations	33%	33%	71%

### Salary - Last Three Years

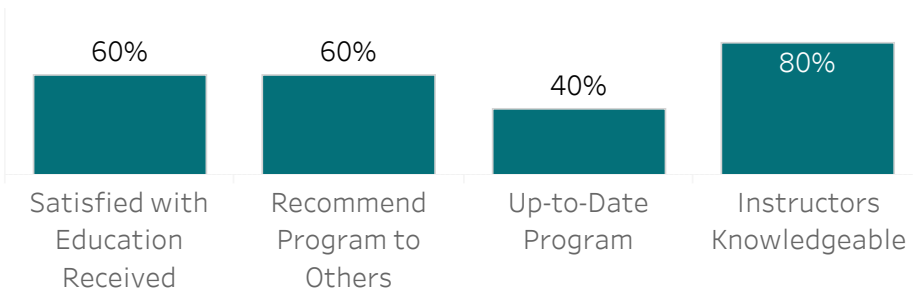


# Professional Photography

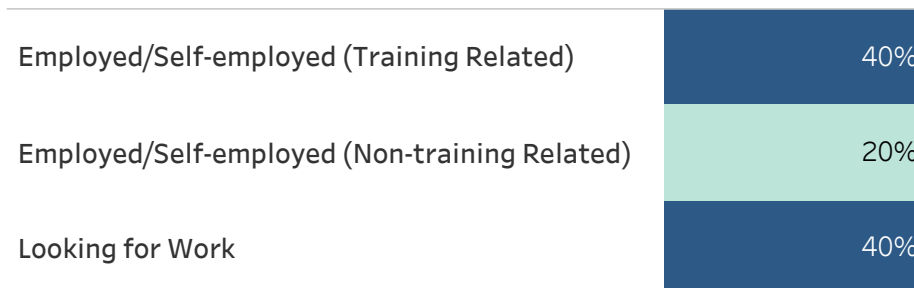
## Certificate

Students gain the knowledge and skills required to develop technical and creative aspects of digital imaging manipulation, lighting, SLR operation, exposure, composition, printing, editing, retouching and processing, as well as foundational business skills

## Satisfaction - 2017-18



## Graduate Activity - 2017-18



## Three Year Comparison of Employed Respondents

	2015-16	2016-17	2017-18
Number of Graduates	10	18	14
Number of Respondents	7	9	5
Number of Employed Respondents	6	7	3
Percentage of Employed Respondents	86%	78%	60%
Number of Respondents Employed in Training Related Occupations	2	2	2
Percentage of Respondents Employed in Training Related Occupations	29%	22%	40%

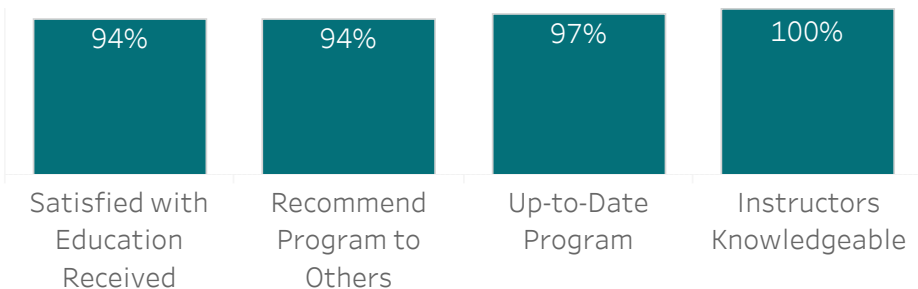
## Salary - Last Three Years

# Project Management

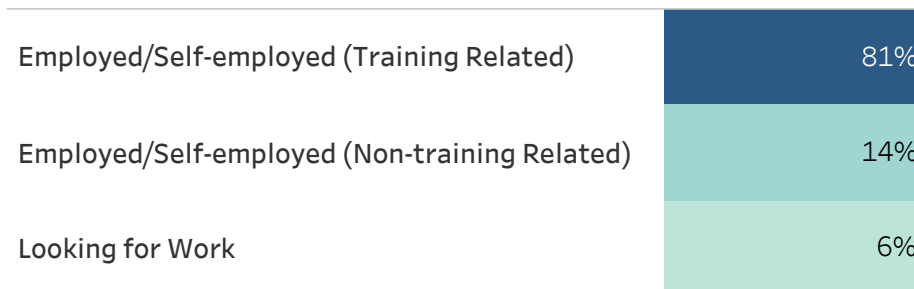
## Certificate

Students develop the critical project management skills needed to effectively manage programs or projects in a variety of complex environments. Information regarding Project Management Institute (PMI®) and the requirements for a professional certification (PMP®) are covered through the program.

## Satisfaction - 2017-18



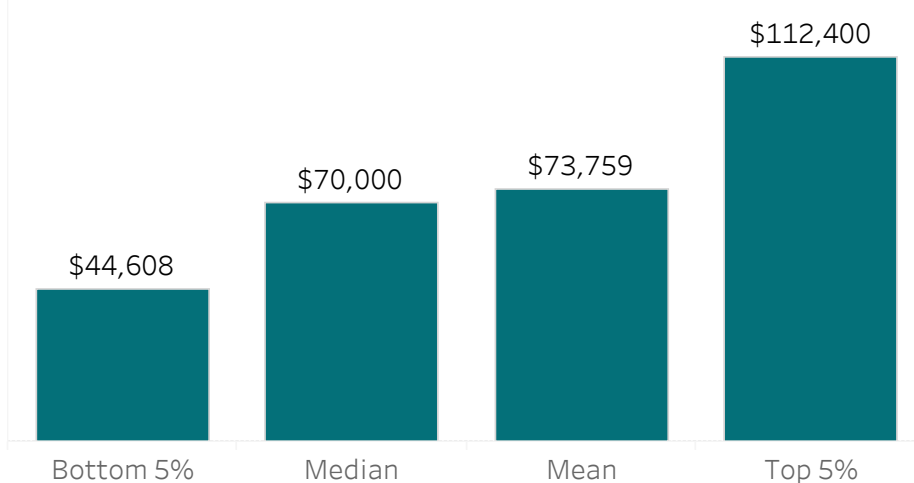
## Graduate Activity - 2017-18



## Three Year Comparison of Employed Respondents

	2015-16	2016-17	2017-18
Number of Graduates	49	44	48
Number of Respondents	31	22	36
Number of Employed Respondents	29	20	34
Percentage of Employed Respondents	94%	91%	94%
Number of Respondents Employed in Training Related Occupations	25	13	29
Percentage of Respondents Employed in Training Related Occupations	81%	59%	81%

## Salary - Last Three Years

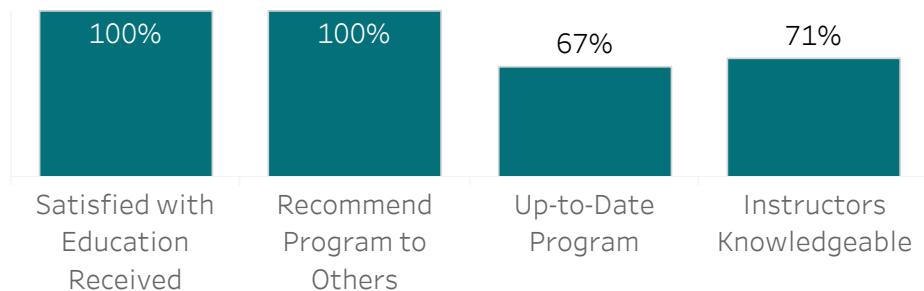


# Software Development

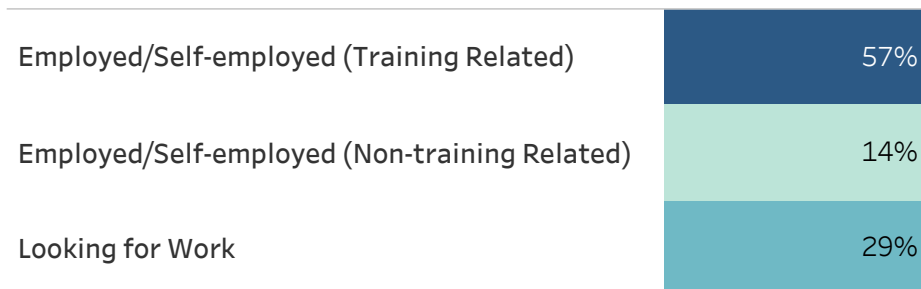
## Certificate

Continuing Education Certificate Program. The program uses in-depth training focused on object-oriented analysis and programming to help students improve their abilities. Students study essential programming concepts, plus a choice of the Visual Basic.NET or Java languages.

### Satisfaction - 2017-18



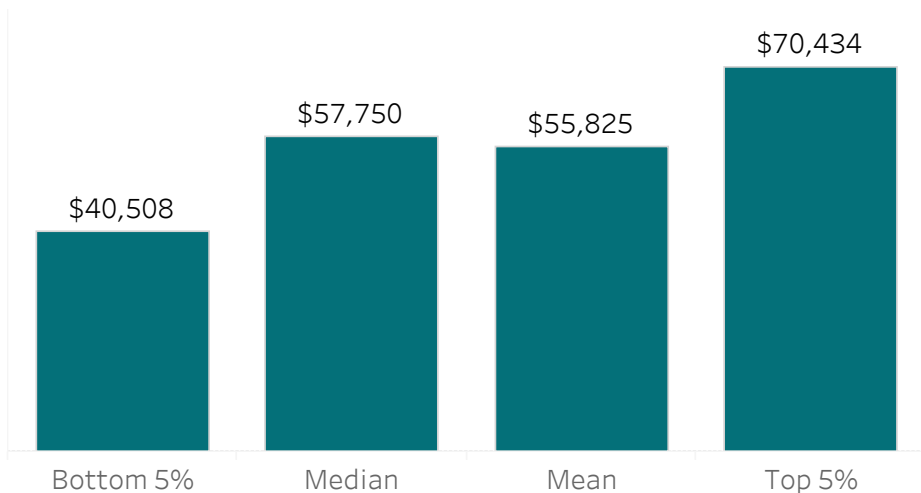
### Graduate Activity - 2017-18



### Three Year Comparison of Employed Respondents

	2015-16	2016-17	2017-18
Number of Graduates	7	11	8
Number of Respondents	7	6	7
Number of Employed Respondents	7	4	5
Percentage of Employed Respondents	100%	67%	71%
Number of Respondents Employed in Training Related Occupations	5	2	4
Percentage of Respondents Employed in Training Related Occupations	71%	33%	57%

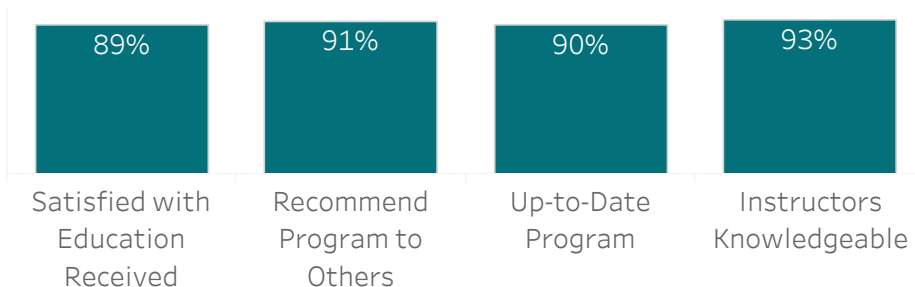
### Salary - Last Three Years



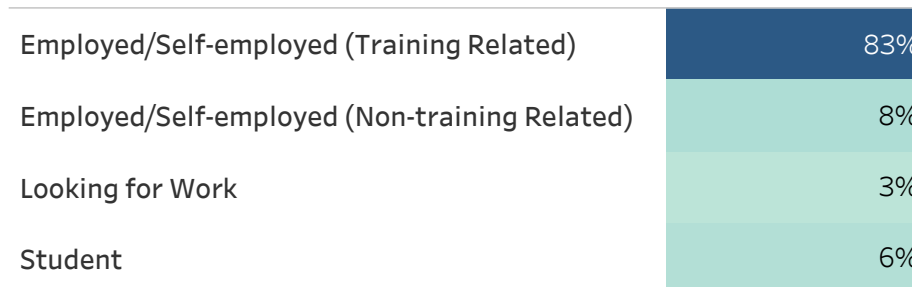
## All Programs in Education, Arts & Science

Education, Arts & Science provides both educational programs and comprehensive teaching and learning support services. It includes the Teacher Education division and the Language Training Centre (not reported here). Within this school, the Teacher Education division has the provincial mandate to prepare public school teachers in the areas of Industrial, Vocational, and Business Education and to prepare College instructors through the Certificate in Adult Education (CAE). The Language Training Centre has innovative and accessible programs for international students and newcomers to Canada. The School also provides supports such as content expertise and research capacity through Library Services, faculty development through the CAE program and an annual series of workshops; curriculum design leadership and facilitation through the Program and Curriculum Development department; and, content production and program delivery systems through the Learning Technologies areas. The Centre also manages the Program Innovation Fund which is used to support the continual enhancement of academic programs by funding innovative projects which are not covered by operating budgets.

### Satisfaction - 2017-18



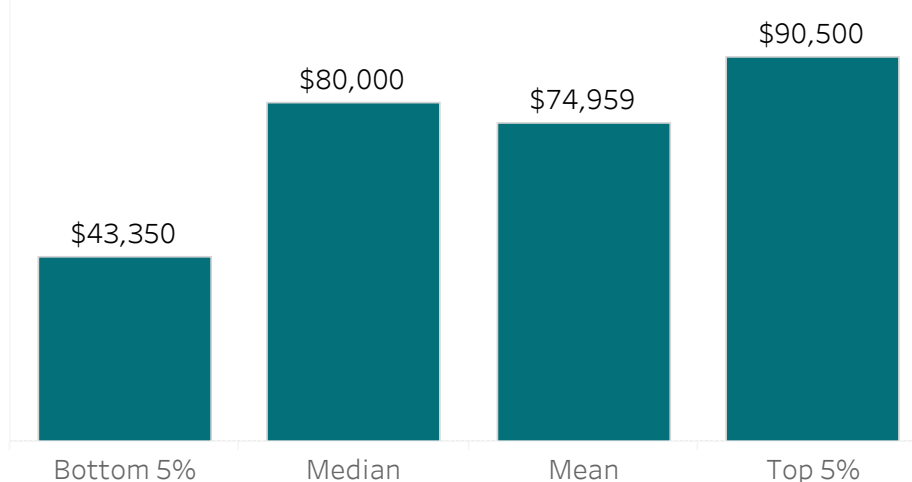
### Graduate Activity - 2017-18



### Three Year Comparison of Employed Respondents

	2015-16	2016-17	2017-18
Number of Graduates	85	96	97
Number of Respondents	57	50	66
Number of Employed Respondents	48	48	60
Percentage of Employed Respondents	84%	96%	91%
Number of Respondents Employed in Training Related Occupations	42	40	55
Percentage of Respondents Employed in Training Related Occupations	74%	80%	83%

### Salary - Last Three Years

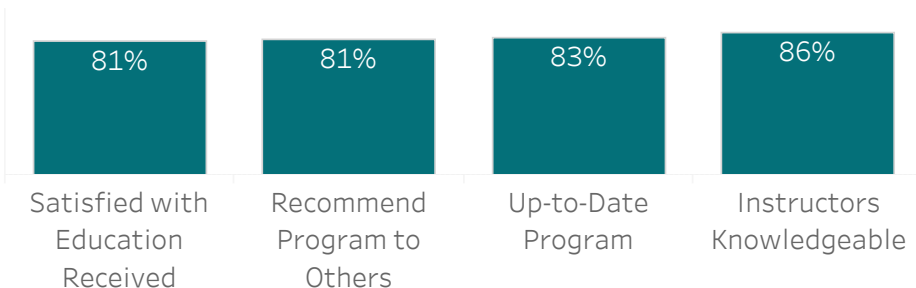


## Certificate in Adult Education

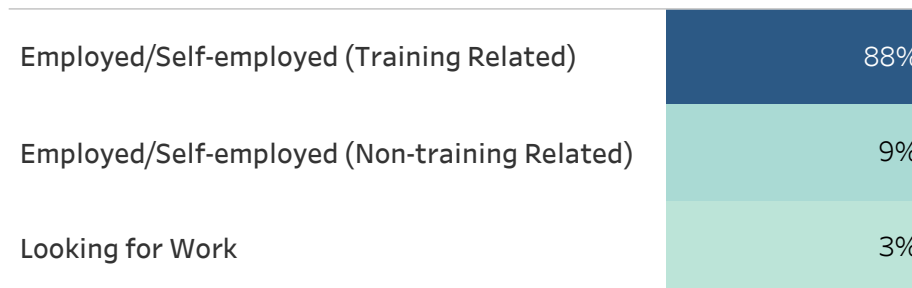
### Certificate

The Certificate in Adult Education (CAE) program is designed to develop skills for teaching adults in an applied or technical-vocational college setting. A successful college education depends on the competence of the institution's faculty, subject area expertise, as well as knowledge and skills related to teaching and learning. Both skill sets enhance the effectiveness of college and adult educators as well as adult technical-vocational education.

### Satisfaction - 2017-18



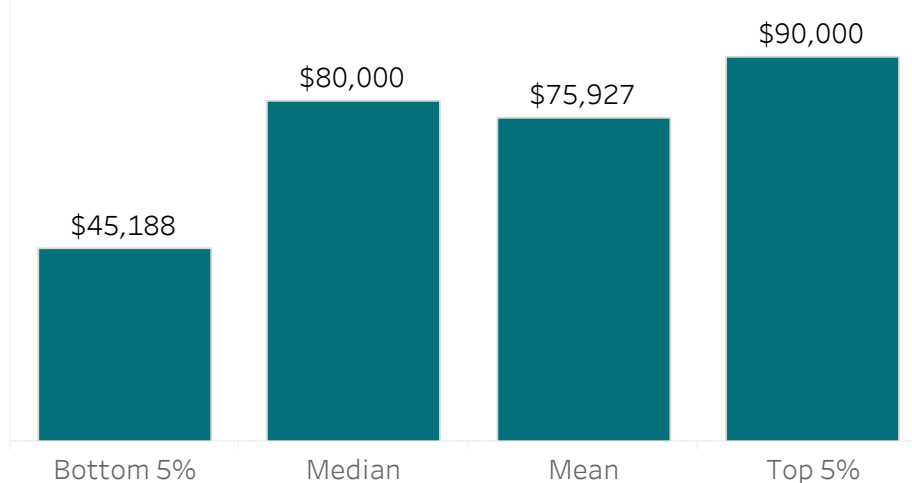
### Graduate Activity - 2017-18



### Three Year Comparison of Employed Respondents

	2015-16	2016-17	2017-18
Number of Graduates	50	76	52
Number of Respondents	34	39	32
Number of Employed Respondents	32	38	31
Percentage of Employed Respondents	94%	97%	97%
Number of Respondents Employed in Training Related Occupations	29	32	28
Percentage of Respondents Employed in Training Related Occupations	85%	82%	88%

### Salary - Last Three Years



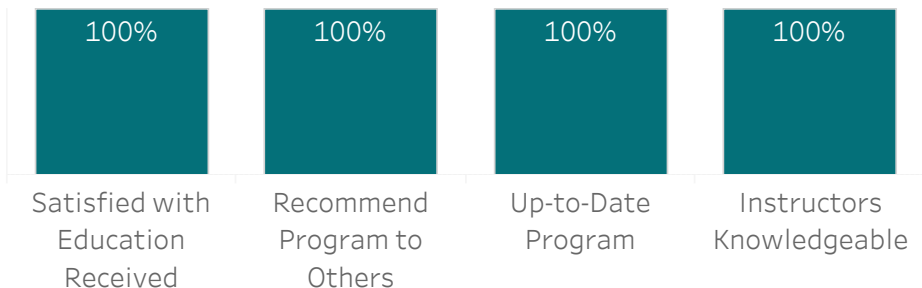
# Industrial Arts/Technology Teacher Education

## Diploma

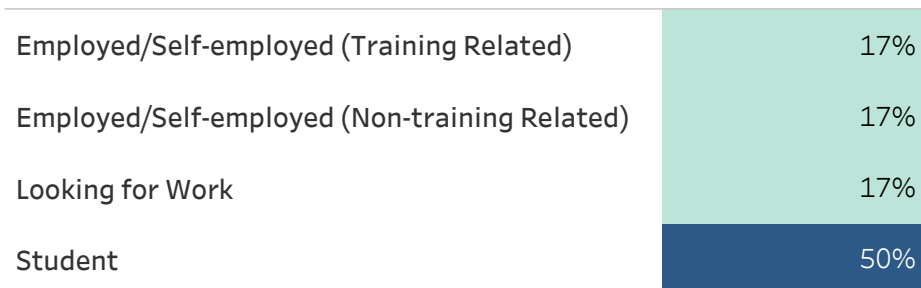
Industrial Arts/Technology Teacher Education develops the teaching and technical skills for teaching the industrial arts and technology education program in the public school system. Emphasis is placed on developing knowledge and skills in manufacturing, power and energy, graphic communications, construction, computer applications, and teaching methodology in industrial arts and technology education. Successful completion of the five-year program results in a diploma in Industrial Arts Teacher Education from Red River College as well as a Bachelor of Arts degree and a Bachelor of Education degree from the University of Winnipeg. Graduates of the Bachelor of Education Degree program are eligible to apply for a Professional Teaching Certificate from Manitoba Education and Training, which allows them to teach in the junior high and secondary schools in Manitoba and in other provinces.

No salary data to display: too small a sample where n<5 responses with salary data.

## Satisfaction - 2017-18



## Graduate Activity - 2017-18



## Three Year Comparison of Employed Respondents

	2015-16	2017-18
Number of Graduates	9	8
Number of Respondents	6	6
Number of Employed Respondents	3	2
Percentage of Employed Respondents	50%	33%
Number of Respondents Employed in Training Related Occupations	2	1
Percentage of Respondents Employed in Training Related Occupations	33%	17%

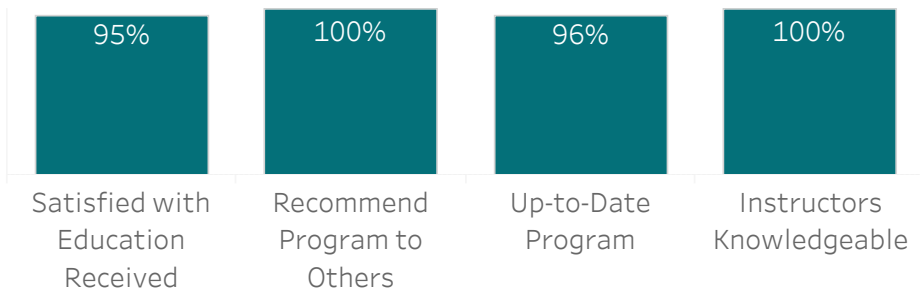
## Salary - Last Three Years



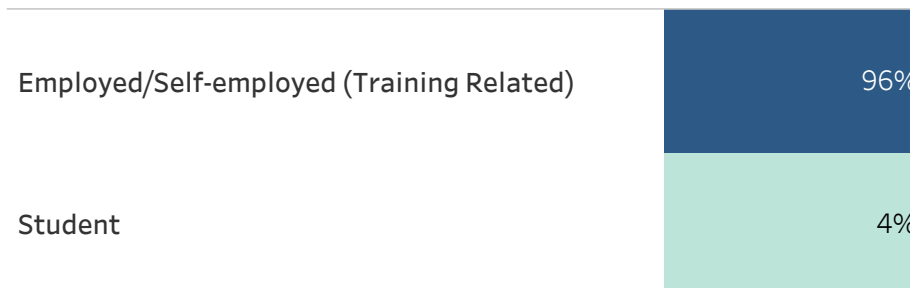
# Technical Vocational Teacher Education

This program provides students with the knowledge and skills required for Technical Vocational Teacher certification by Manitoba Education.

Satisfaction - 2017-18



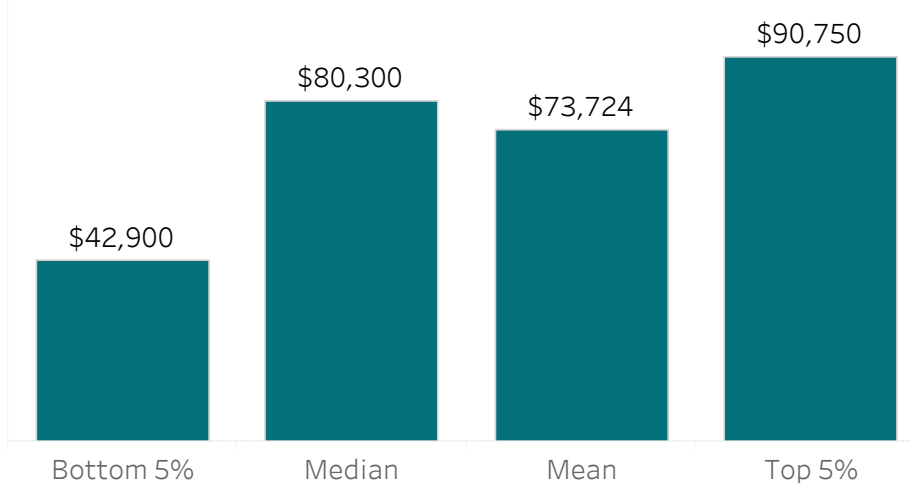
Graduate Activity - 2017-18



Three Year Comparison of Employed Respondents

	2015-16	2016-17	2017-18
Number of Graduates	20	20	32
Number of Respondents	12	11	24
Number of Employed Respondents	10	10	23
Percentage of Employed Respondents	83%	91%	96%
Number of Respondents Employed in Training Related Occupations	8	8	23
Percentage of Respondents Employed in Training Related Occupations	67%	73%	96%

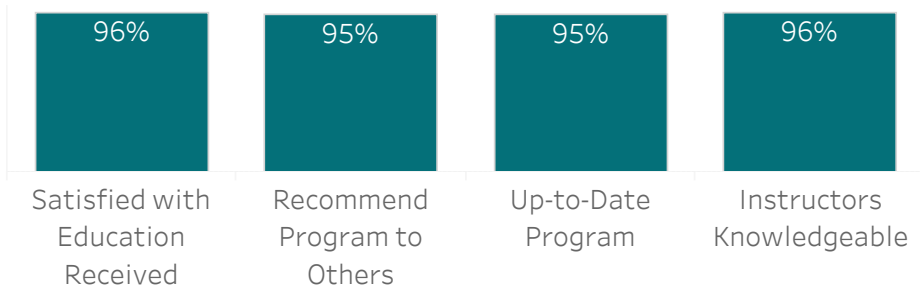
Salary - Last Three Years



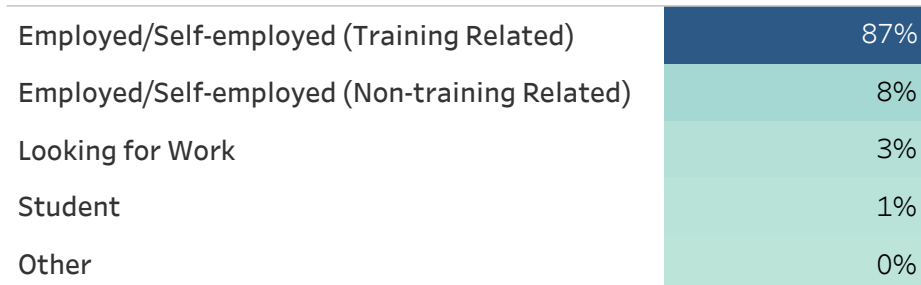
## All Programs in Health Sciences & Community Services

Health Sciences & Community Services consists of four departments: Allied Health Sciences; Community Services; Life Sciences; and Nursing. These departments offer baccalaureate degree, post-graduate diploma, diploma and certificate programs. As well, the School is involved in a number of community-based projects and health education partnerships with external agencies.

### Satisfaction - 2017-18



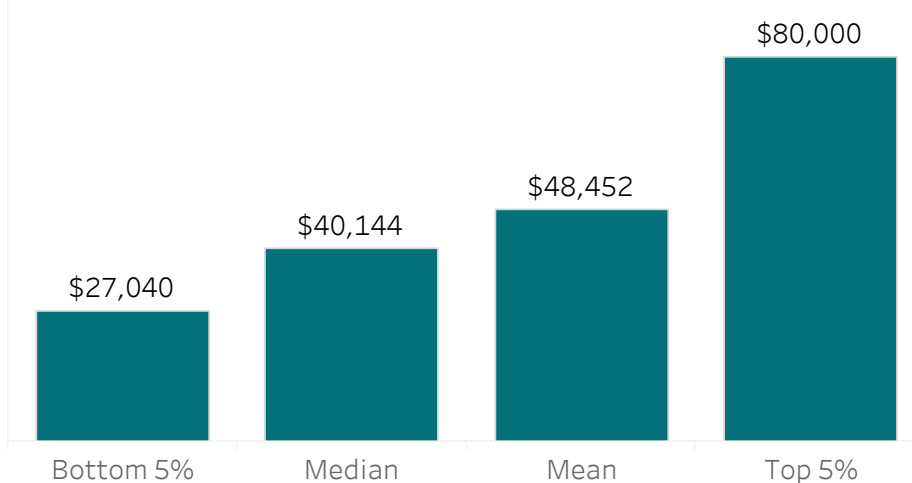
### Graduate Activity - 2017-18



### Three Year Comparison of Employed Respondents

	2015-16	2016-17	2017-18
Number of Graduates	653	641	649
Number of Respondents	449	331	402
Number of Employed Respondents	397	295	382
Percentage of Employed Respondents	88%	89%	95%
Number of Respondents Employed in Training Related Occupations	367	270	349
Percentage of Respondents Employed in Training Related Occupations	82%	82%	87%

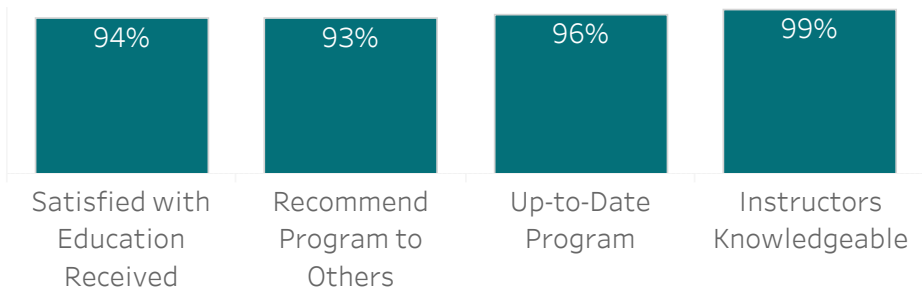
### Salary - Last Three Years



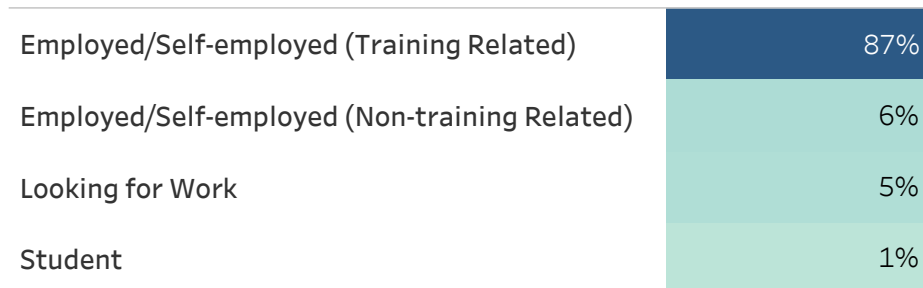
## All Programs in Allied Health Sciences

Allied Health Sciences division includes programs in the health disciplines of diagnostic sonography, radiography, medical laboratory science, and paramedicine.

### Satisfaction - 2017-18



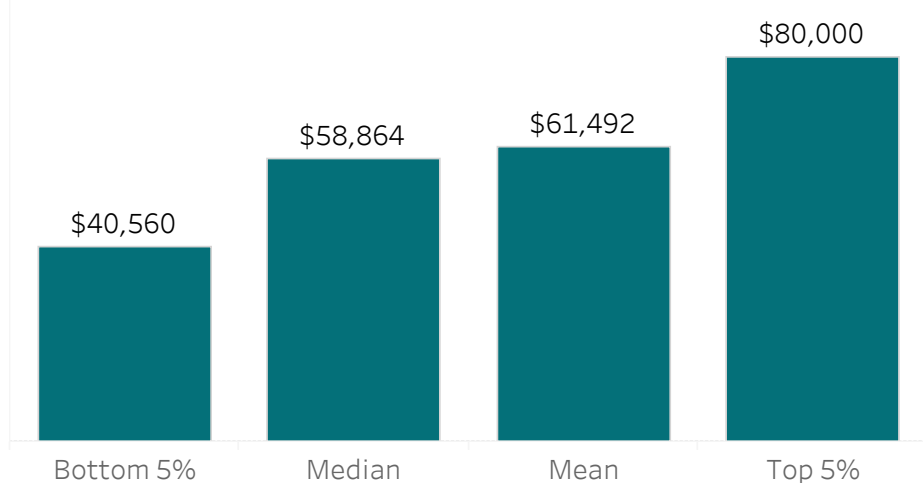
### Graduate Activity - 2017-18



### Three Year Comparison of Employed Respondents

	2015-16	2016-17	2017-18
Number of Graduates	127	113	139
Number of Respondents	82	67	95
Number of Employed Respondents	74	64	89
Percentage of Employed Respondents	90%	96%	94%
Number of Respondents Employed in Training Related Occupations	70	62	83
Percentage of Respondents Employed in Training Related Occupations	85%	93%	87%

### Salary - Last Three Years

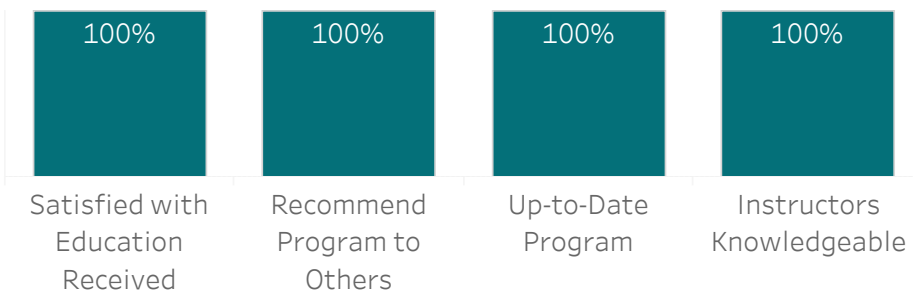


# Diagnostic Medical Sonography - Ultrasound

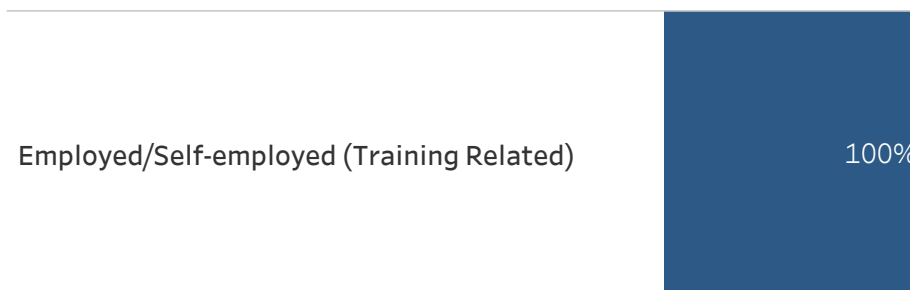
## Diploma

This program prepares students, through theoretical and clinical training, to conduct Ultrasound examinations, focusing on areas such as obstetrics and gynecology, abdomen and superficial structures, and vascular sonographic studies. This content is cross-referenced to the national competency profile set up by Sonography Canada. Ultrasound is practiced in major urban and rural hospitals. Some graduates are working in related teaching, management, and research positions. Others are employed as application specialists, technical advisors, or representatives for diagnostic imaging equipment and supply manufacturers.

## Satisfaction - 2017-18



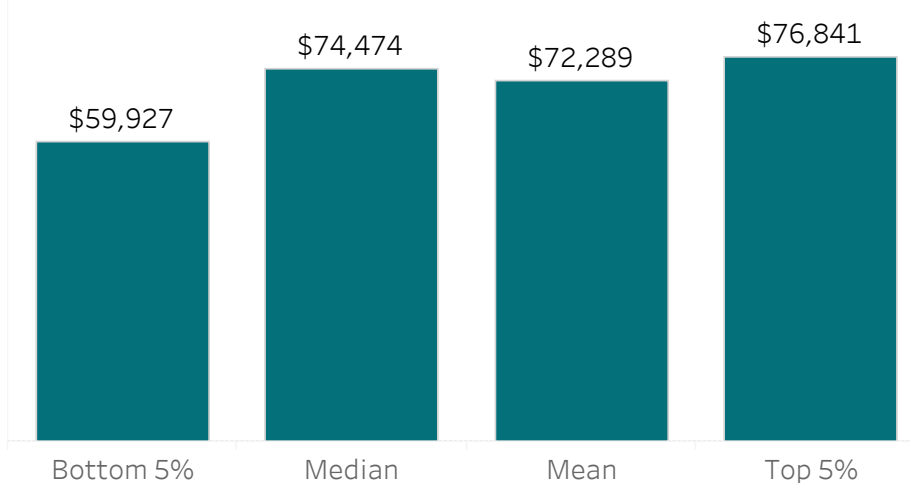
## Graduate Activity - 2017-18



## Three Year Comparison of Employed Respondents

	2015-16	2016-17	2017-18
Number of Graduates	22	9	9
Number of Respondents	14	8	8
Number of Employed Respondents	14	8	8
Percentage of Employed Respondents	100%	100%	100%
Number of Respondents Employed in Training Related Occupations	14	8	8
Percentage of Respondents Employed in Training Related Occupations	100%	100%	100%

## Salary - Last Three Years

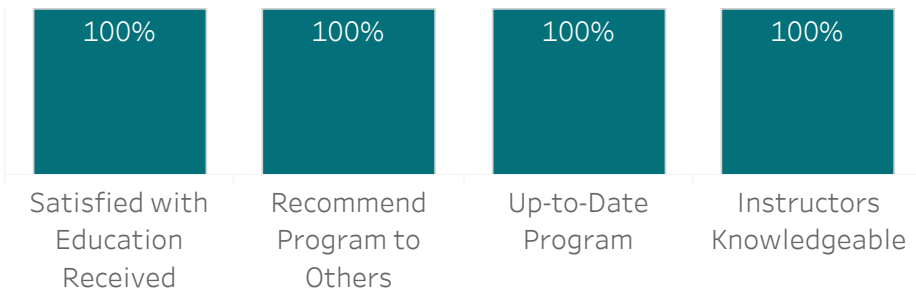


# Medical Laboratory Sciences

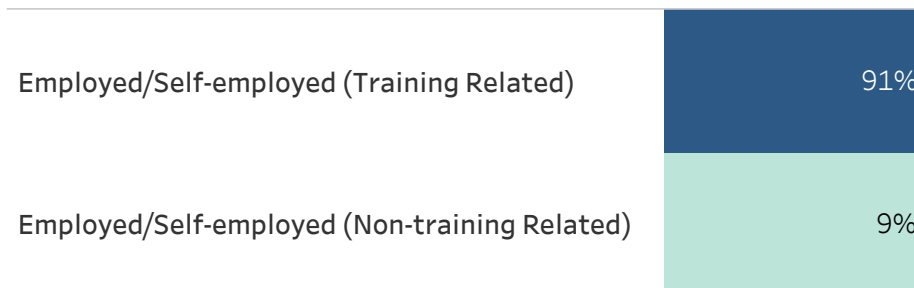
## Diploma

This program is designed to provide the academic knowledge and supervised practical experience for collecting, preparing, and analyzing blood, body fluids, and tissue samples, and interpreting results. Students learn how to obtain accurate and precise patient results with the use of sophisticated laboratory equipment. Graduates may find employment hospital laboratories (Diagnostic Services of Manitoba), Canadian Blood Services, private laboratories, Laboratory Centre for Disease Control, pharmaceutical laboratories, industrial or commercial laboratories. Graduates are required both in urban and rural settings.

## Satisfaction - 2017-18



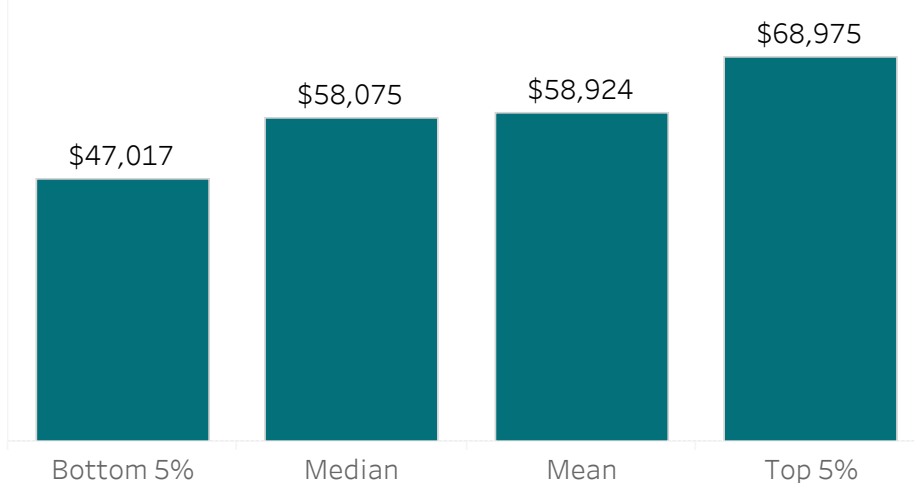
## Graduate Activity - 2017-18



## Three Year Comparison of Employed Respondents

	2015-16	2016-17	2017-18
Number of Graduates	31	30	36
Number of Respondents	22	16	22
Number of Employed Respondents	21	15	22
Percentage of Employed Respondents	95%	94%	100%
Number of Respondents Employed in Training Related Occupations	21	15	20
Percentage of Respondents Employed in Training Related Occupations	95%	94%	91%

## Salary - Last Three Years

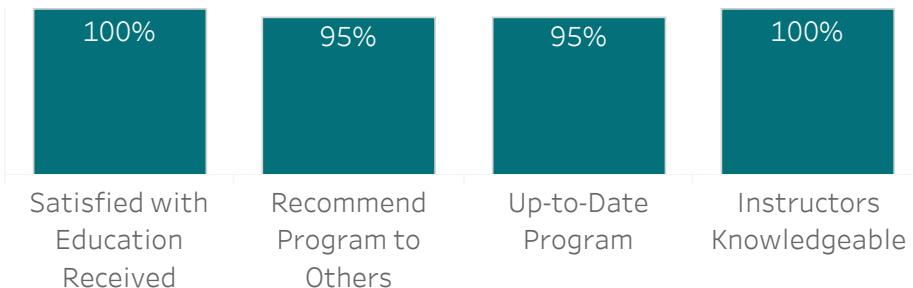


# Medical Radiologic Technology

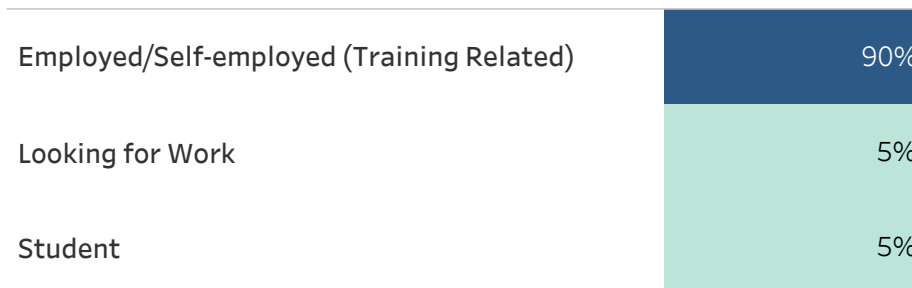
## Diploma

Students learn the skills needed to perform diagnostic/ interventional imaging procedures using ionizing radiation and diagnostic imaging equipment. This profession involves a variety of procedures and specialties including: General Radiography, i.e., x-rays of the chest, bones, joints, gastrointestinal studies, and spine; Mammography to detect breast cancer in its earliest stages; Angiography to examine the heart, blood vessels, and blood flow; Fluoroscopy, i.e., real-time images that show movement; and CT scans, i.e., detailed cross-sectional images of the body. Most graduates are employed in hospitals and medical clinics. Some are working in related teaching and research, while others are employed as technical advisors, or representatives for x-ray equipment and supply manufacturers.

## Satisfaction - 2017-18



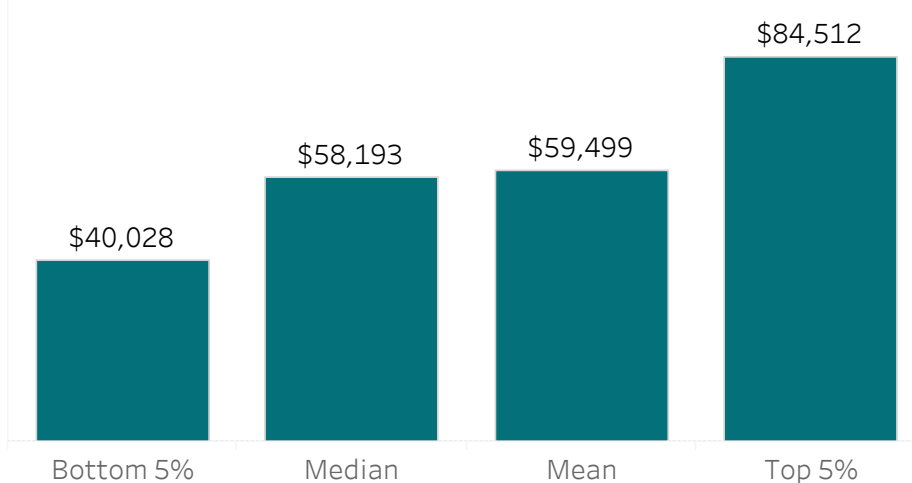
## Graduate Activity - 2017-18



## Three Year Comparison of Employed Respondents

	2015-16	2016-17	2017-18
Number of Graduates	31	27	28
Number of Respondents	19	21	20
Number of Employed Respondents	14	20	18
Percentage of Employed Respondents	74%	95%	90%
Number of Respondents Employed in Training Related Occupations	13	20	18
Percentage of Respondents Employed in Training Related Occupations	68%	95%	90%

## Salary - Last Three Years

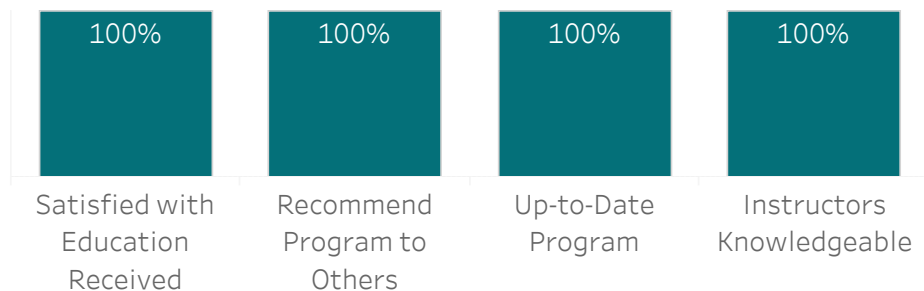


# MRI and Spectroscopy

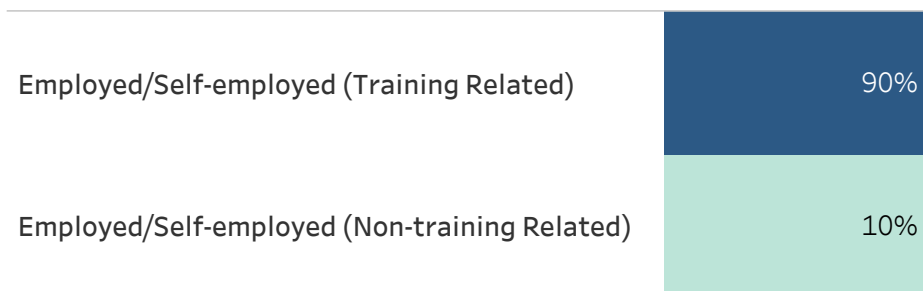
## Post-Graduate Diploma

The MRI (Magnetic Resonance Imaging) & Spectroscopy program teaches proficiency in producing high quality images and optimal utilization of MRI equipment. It is offered at Red River College as a second discipline program. Graduates are eligible to write the MRI National Certification Examinations, the standard set by the Canadian Association of Medical Radiation Technologists. This program is a partnership with the National Research Council Institute for Biodiagnostics (IBD) and clinical sites.

## Satisfaction - 2017-18



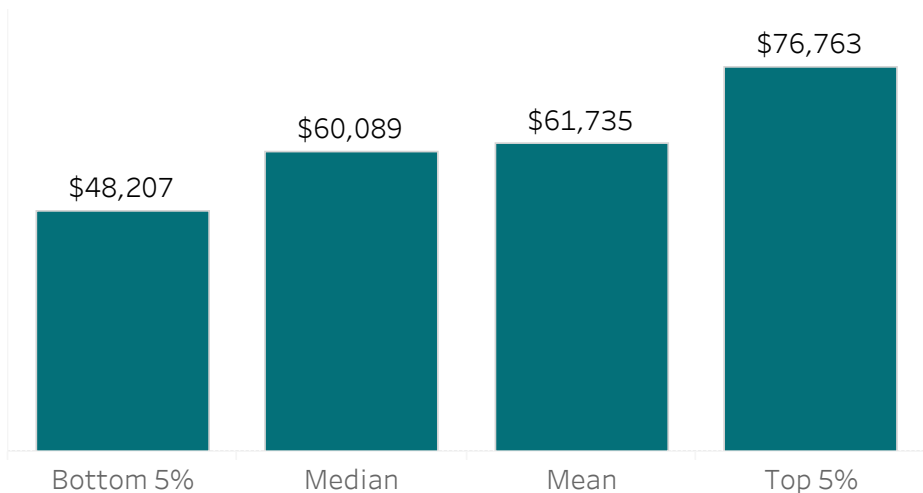
## Graduate Activity - 2017-18



## Three Year Comparison of Employed Respondents

	2015-16	2016-17	2017-18
Number of Graduates	11	9	14
Number of Respondents	9	4	10
Number of Employed Respondents	9	4	10
Percentage of Employed Respondents	100%	100%	100%
Number of Respondents Employed in Training Related Occupations	8	4	9
Percentage of Respondents Employed in Training Related Occupations	89%	100%	90%

## Salary - Last Three Years

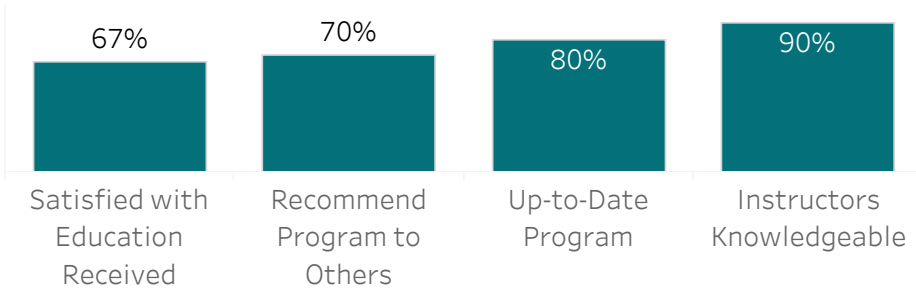


# Paramedicine - Advanced Care Paramedic

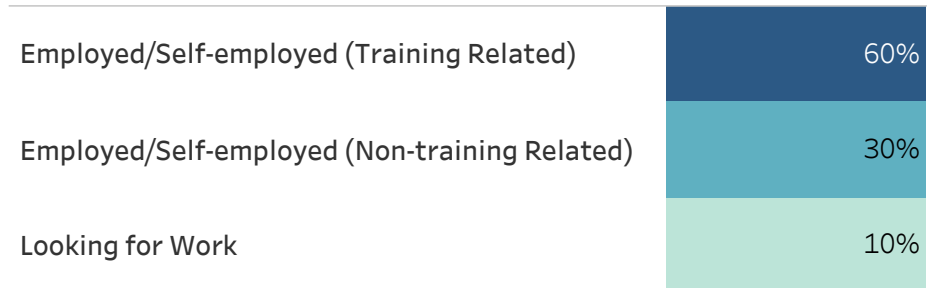
## Diploma

The purpose of the Advanced Care Paramedic program is to provide advanced training to rural and northern emergency medical service (EMS) professionals. The program uses an integrated/blended approach to learning.

Satisfaction - 2017-18



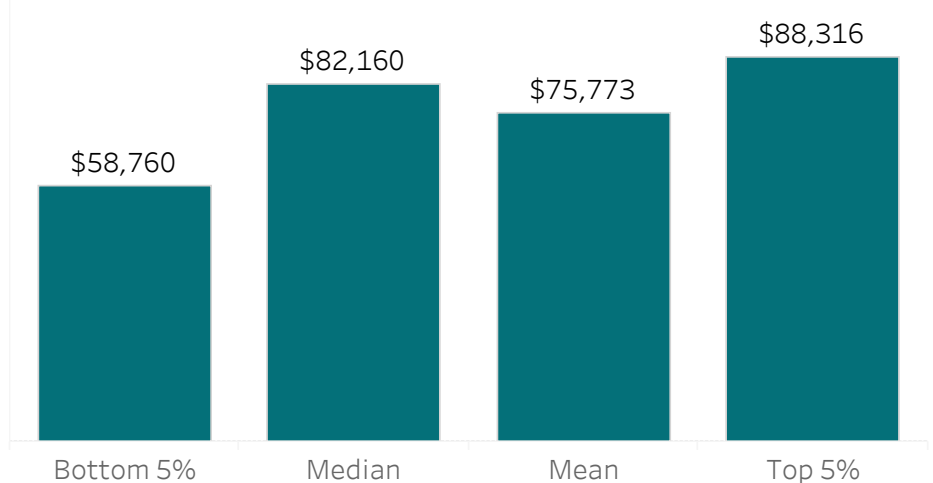
Graduate Activity - 2017-18



Three Year Comparison of Employed Respondents

	2017-18
Number of Graduates	10
Number of Respondents	10
Number of Employed Respondents	9
Percentage of Employed Respondents	90%
Number of Respondents Employed in Training Related Occupations	6
Percentage of Respondents Employed in Training Related Occupations	60%

Salary - Last Three Years



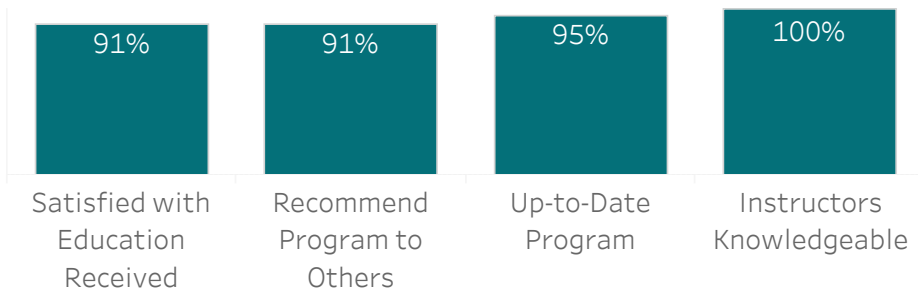


# Paramedicine - Primary Care Parmedicine

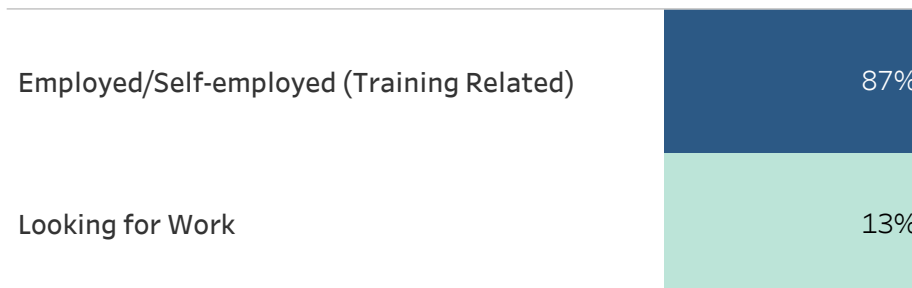
## Certificate

This program provides students with the academic and clinical experience to work in the field of emergency medical services. The Paramedicine – Primary Care Paramedic program is accredited by the Canadian Medical Association. The program is based on the national occupational competency profile for Paramedicine - Primary Care Paramedic, and supports employment opportunities in rural and northern Manitoba. Graduates are eligible to challenge the provincial licensing exams for Technician-Paramedic (Tech-P), which allows them to seek licensing anywhere in Canada.

## Satisfaction - 2017-18



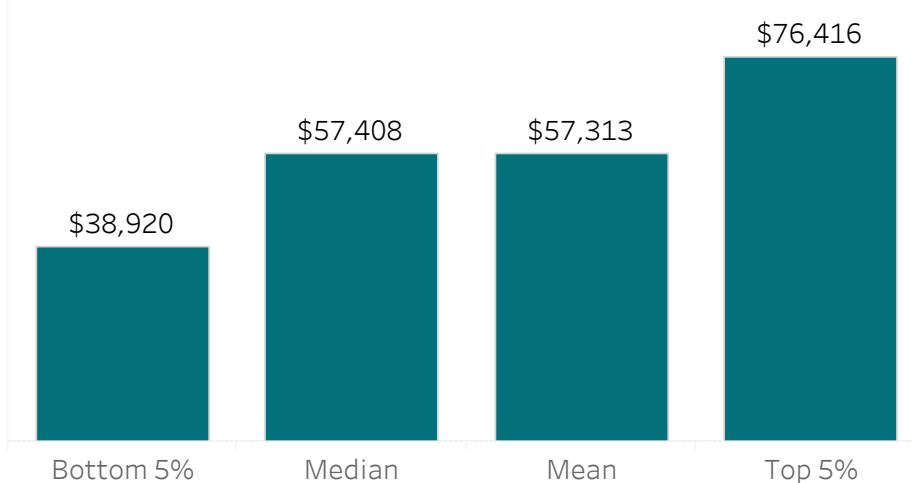
## Graduate Activity - 2017-18



## Three Year Comparison of Employed Respondents

	2015-16	2016-17	2017-18
Number of Graduates	32	34	38
Number of Respondents	18	17	23
Number of Employed Respondents	16	16	20
Percentage of Employed Respondents	89%	94%	87%
Number of Respondents Employed in Training Related Occupations	14	14	20
Percentage of Respondents Employed in Training Related Occupations	78%	82%	87%

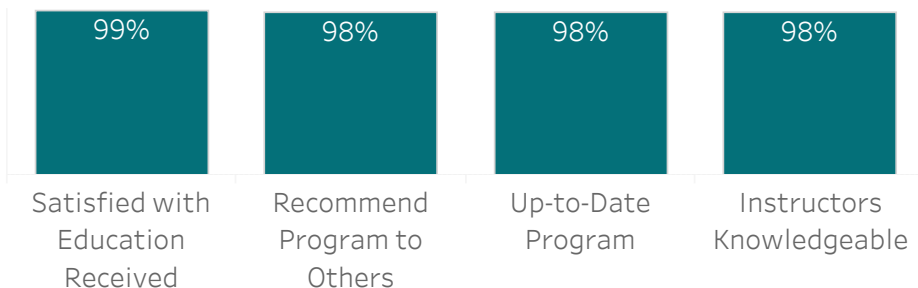
## Salary - Last Three Years



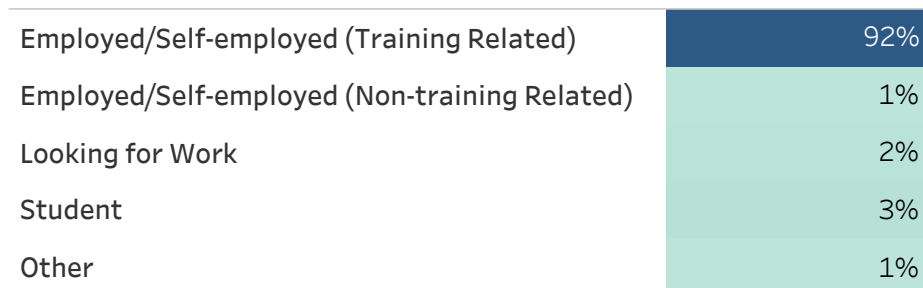
## All Programs in Community Services

Programs in this division provide students with the skills and knowledge needed for working in Community Services-related professions.

### Satisfaction - 2017-18



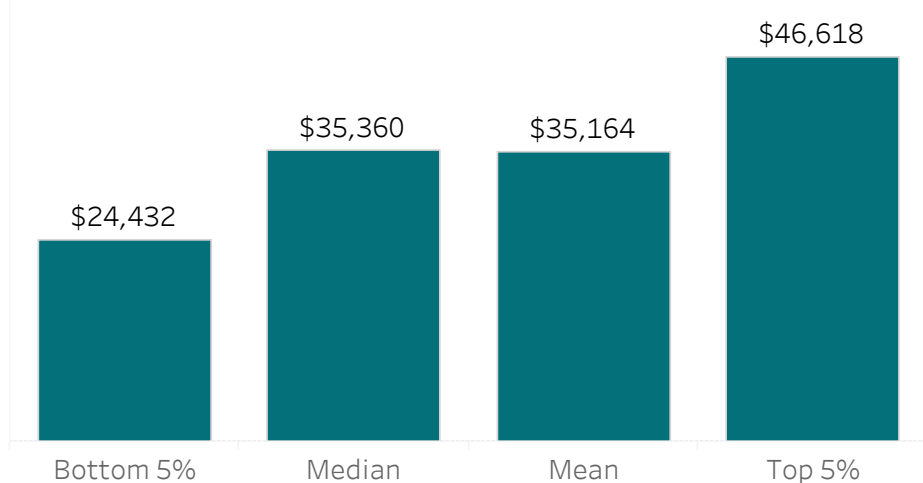
### Graduate Activity - 2017-18



### Three Year Comparison of Employed Respondents

	2015-16	2016-17	2017-18
Number of Graduates	163	143	145
Number of Respondents	112	79	93
Number of Employed Respondents	105	68	87
Percentage of Employed Respondents	94%	86%	94%
Number of Respondents Employed in Training Related Occupations	100	65	86
Percentage of Respondents Employed in Training Related Occupations	89%	82%	92%

### Salary - Last Three Years

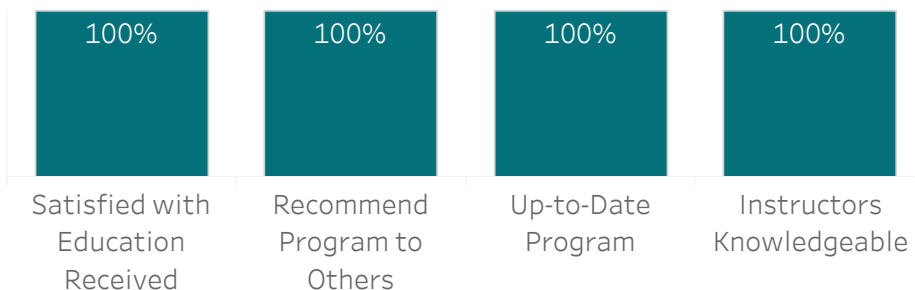


# Child and Youth Care

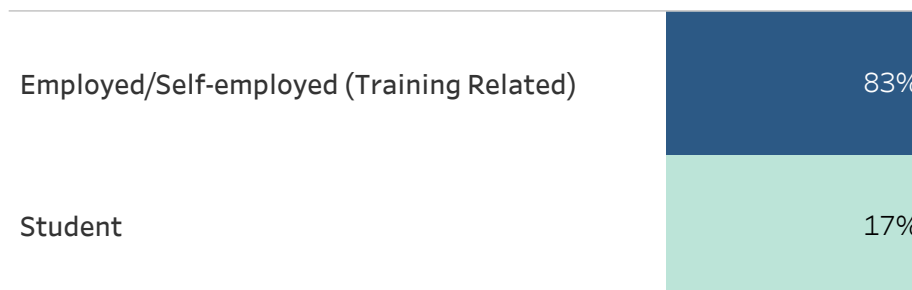
## Diploma

This program provides the skills and knowledge needed to work with children and youth experiencing behavioural and emotional difficulties. Students learn how to intervene and assess situations and formulate strategies to help children, youth, and their families identify and resolve concerns and enhance their quality of life. Graduates may find work in treatment homes, school or community-based programs, family support programs, mental health centres, or young offender programs.

## Satisfaction - 2017-18



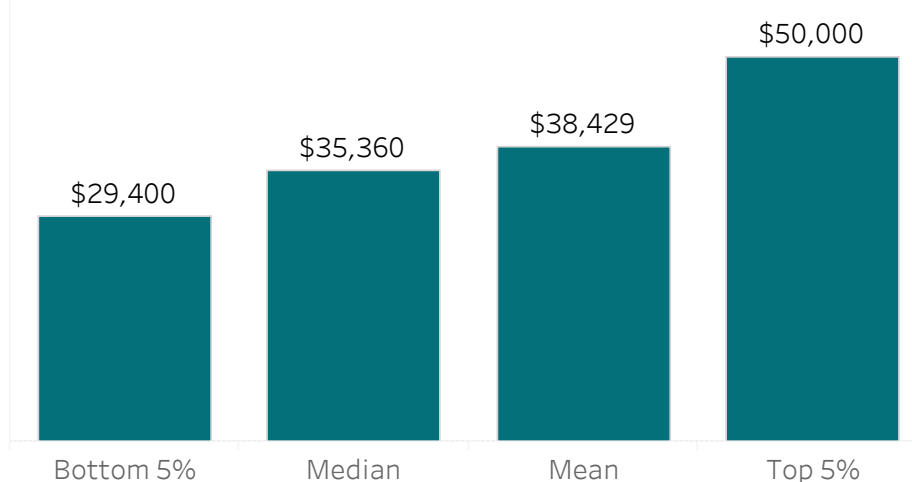
## Graduate Activity - 2017-18



## Three Year Comparison of Employed Respondents

	2015-16	2016-17	2017-18
Number of Graduates	28	23	23
Number of Respondents	16	16	12
Number of Employed Respondents	13	13	10
Percentage of Employed Respondents	81%	81%	83%
Number of Respondents Employed in Training Related Occupations	13	12	10
Percentage of Respondents Employed in Training Related Occupations	81%	75%	83%

## Salary - Last Three Years

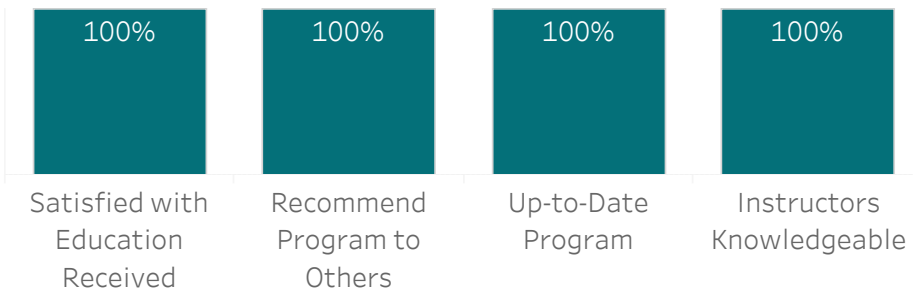


# Disability and Community Support

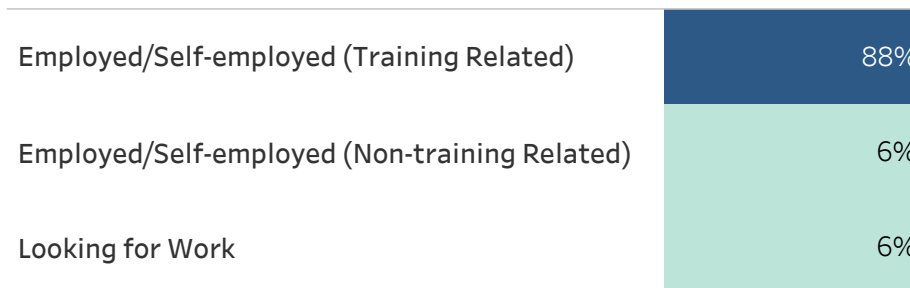
## Diploma

This program provides the knowledge, skills and values required to support and enhance the development of children and adults with disabilities, in a variety of community settings. Students learn how to assist individuals with disabilities to plan and achieve their personal goals and maintain their health and wellbeing. Graduates may find employment in educational, residential, developmental, employment or vocational services, or community and government services as residential support workers, educational assistants, supported employment personnel, vocational support workers, individual support personnel, rehabilitation workers, program support and development personnel, family support workers, and advocacy personnel.

## Satisfaction - 2017-18



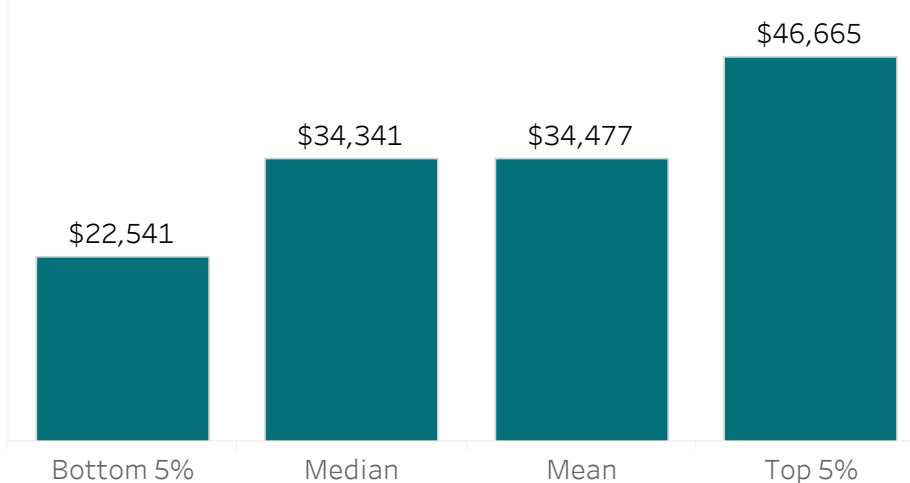
## Graduate Activity - 2017-18



## Three Year Comparison of Employed Respondents

	2015-16	2016-17	2017-18
Number of Graduates	24	16	21
Number of Respondents	18	9	16
Number of Employed Respondents	16	7	15
Percentage of Employed Respondents	89%	78%	94%
Number of Respondents Employed in Training Related Occupations	16	7	14
Percentage of Respondents Employed in Training Related Occupations	89%	78%	88%

## Salary - Last Three Years

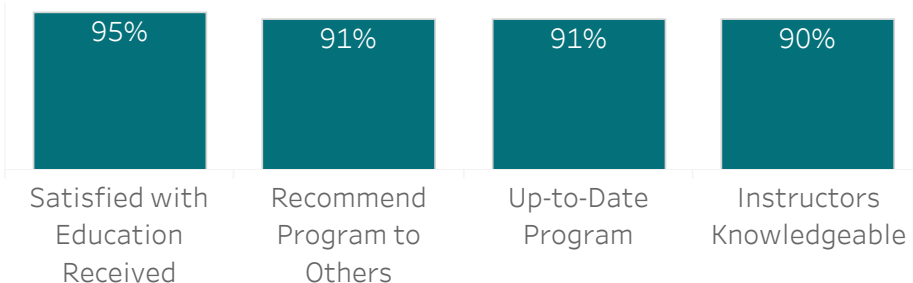


## Early Childhood Education

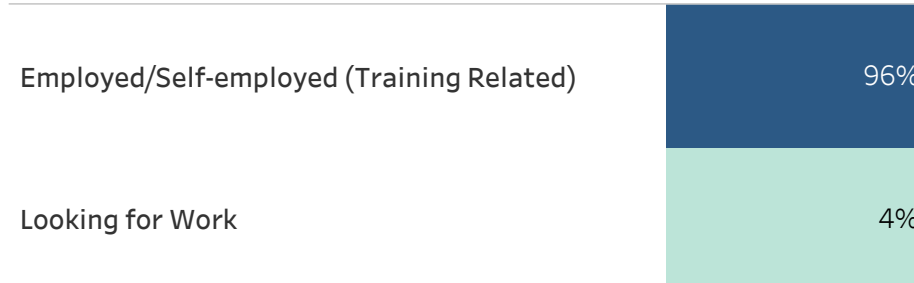
### Diploma

This program provides students with the knowledge and skills required to offer quality early childcare in the community. Graduates competently plan appropriate learning experiences that stimulate the intellectual, physical, emotional and social development of young children. Graduates have found positions in daycare centres, nursery schools, infant care centres, family resource centres, and school-age programs. With experience and continuing education, some graduates may progress to positions of directors of children's centres.

### Satisfaction - 2017-18



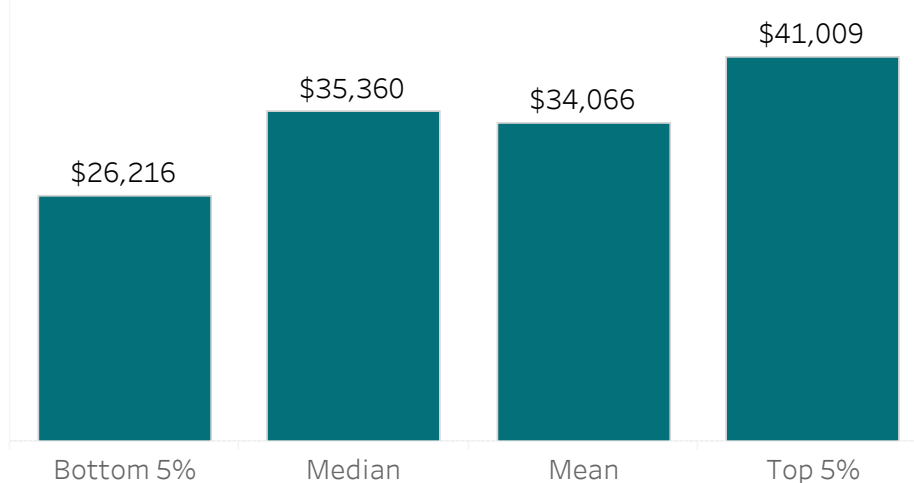
### Graduate Activity - 2017-18



### Three Year Comparison of Employed Respondents

	2015-16	2016-17	2017-18
Number of Graduates	49	51	42
Number of Respondents	34	26	23
Number of Employed Respondents	33	22	22
Percentage of Employed Respondents	97%	85%	96%
Number of Respondents Employed in Training Related Occupations	31	21	22
Percentage of Respondents Employed in Training Related Occupations	91%	81%	96%

### Salary - Last Three Years

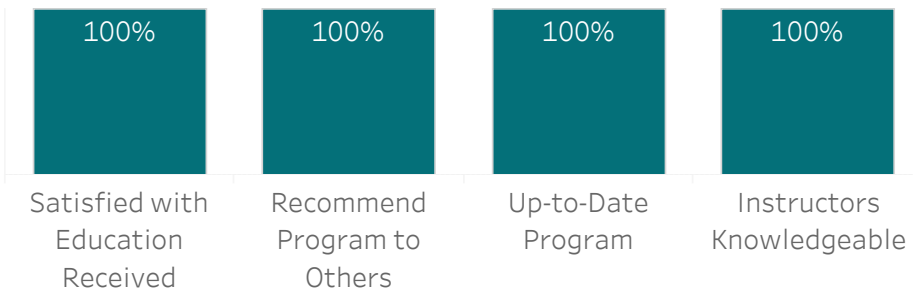


## Early Childhood Education Workplace

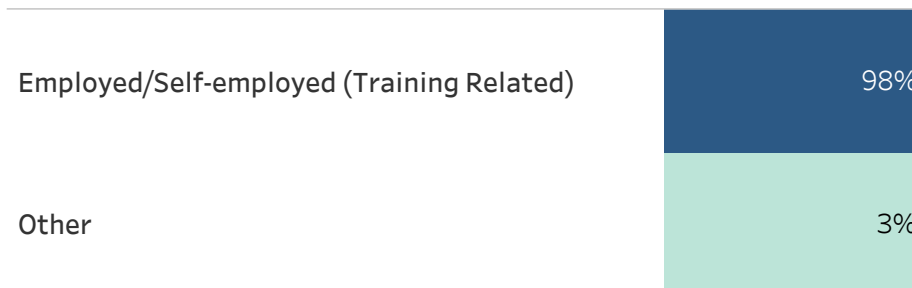
### Diploma

This accelerated program integrates the knowledge and experience of employed CCAs in providing quality childcare in the community. Students attend classes at Red River College two days a week and work at their current employment for three days a week. Graduates competently plan appropriate learning experiences that stimulate the intellectual, physical, emotional, and social development of young children. With experience and continuing education, some graduates have progressed to positions of directors of children's centres.

### Satisfaction - 2017-18



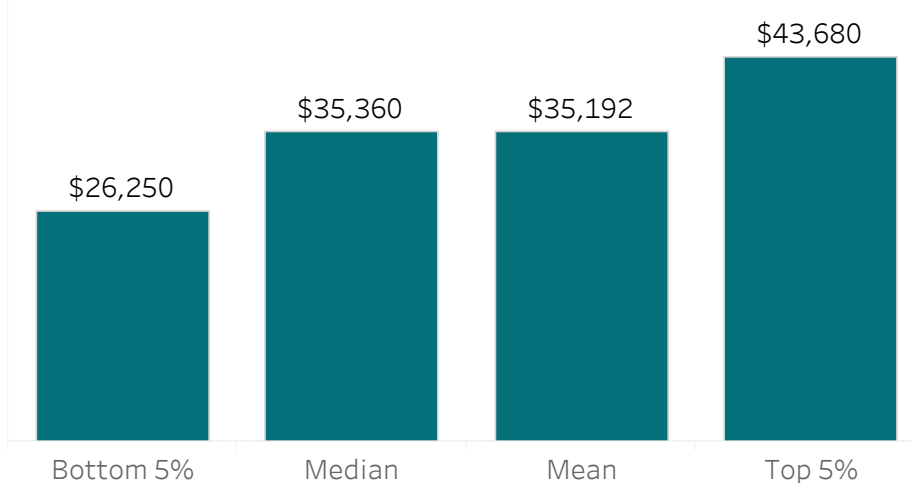
### Graduate Activity - 2017-18



### Three Year Comparison of Employed Respondents

	2015-16	2016-17	2017-18
Number of Graduates	57	48	55
Number of Respondents	41	26	40
Number of Employed Respondents	40	24	39
Percentage of Employed Respondents	98%	92%	98%
Number of Respondents Employed in Training Related Occupations	37	23	39
Percentage of Respondents Employed in Training Related Occupations	90%	88%	98%

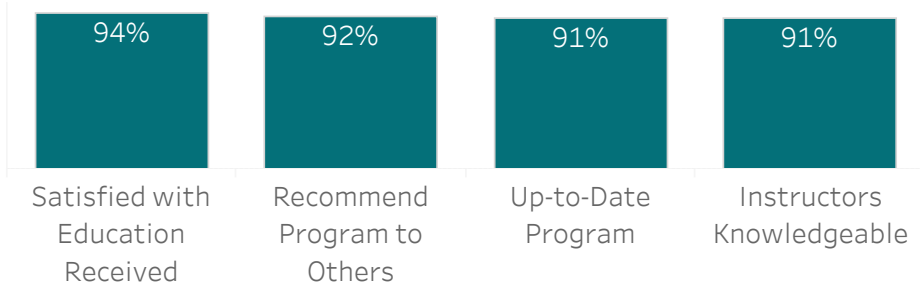
### Salary - Last Three Years



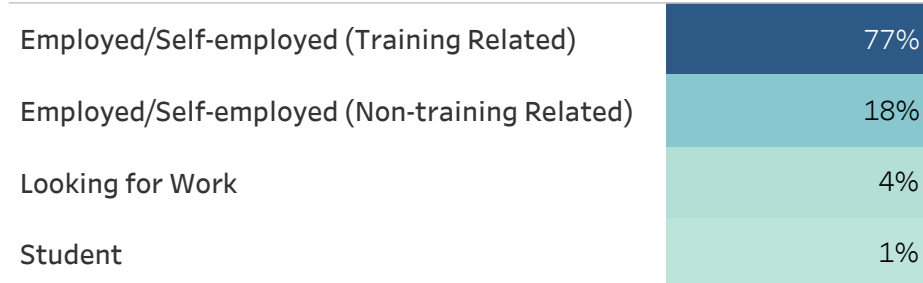
## All Programs in Life Sciences

Programs in this division prepare students to work in laboratories, the pharmaceutical industry, veterinary hospitals, and dental clinics.

### Satisfaction - 2017-18



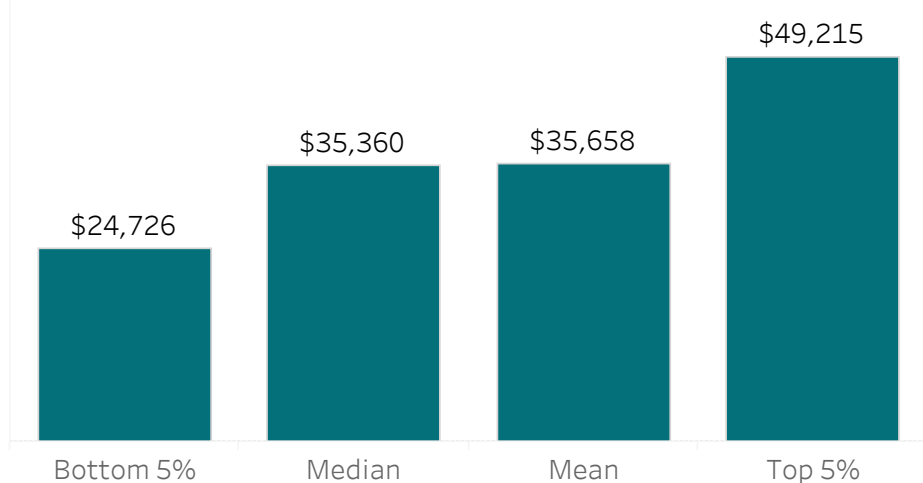
### Graduate Activity - 2017-18



### Three Year Comparison of Employed Respondents

	2015-16	2016-17	2017-18
Number of Graduates	158	149	172
Number of Respondents	100	72	101
Number of Employed Respondents	84	64	96
Percentage of Employed Respondents	84%	89%	95%
Number of Respondents Employed in Training Related Occupations	68	50	78
Percentage of Respondents Employed in Training Related Occupations	68%	69%	77%

### Salary - Last Three Years

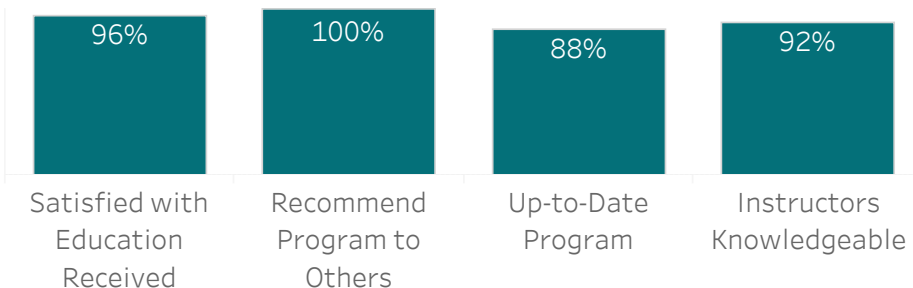


# Dental Assisting

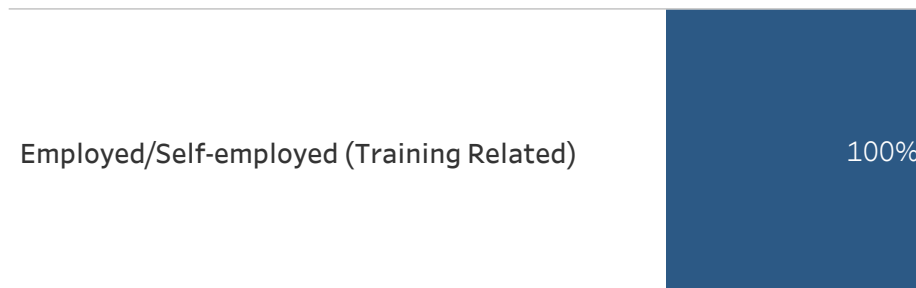
## Certificate

Students of this program learn the skills needed to assist dentists with four-handed dentistry techniques, as well as dental procedures, handling and mixing materials, sterilization and laboratory procedures, care of dental equipment, and preparation of instruments, operatories, and patients. Graduates have the skills needed for polishing teeth, fluoride application, placement and removal of dental dams, removal of sutures, and other intra-oral procedures as well as some business-related procedures. Graduates have found employment in private dental offices, large clinics, hospital dental clinics, insurance companies, and in government public health programs.

## Satisfaction - 2017-18



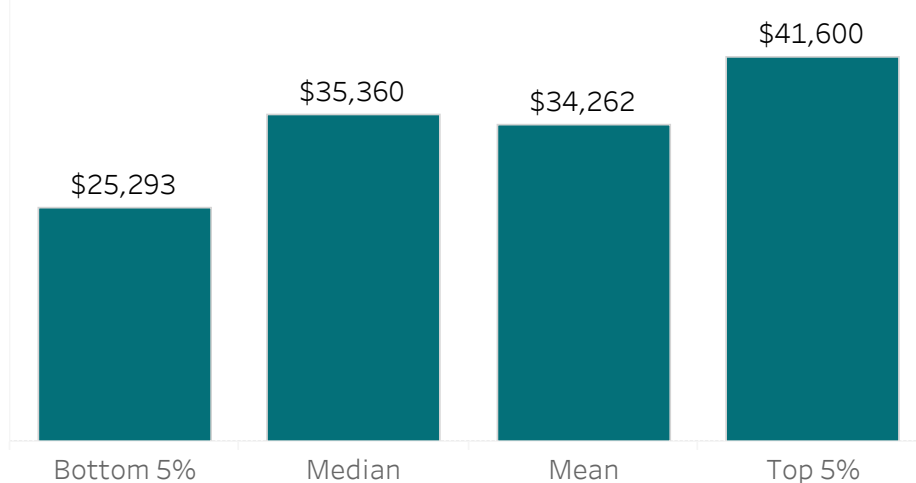
## Graduate Activity - 2017-18



## Three Year Comparison of Employed Respondents

	2015-16	2016-17	2017-18
Number of Graduates	45	45	41
Number of Respondents	31	14	25
Number of Employed Respondents	25	13	25
Percentage of Employed Respondents	81%	93%	100%
Number of Respondents Employed in Training Related Occupations	25	9	25
Percentage of Respondents Employed in Training Related Occupations	81%	64%	100%

## Salary - Last Three Years



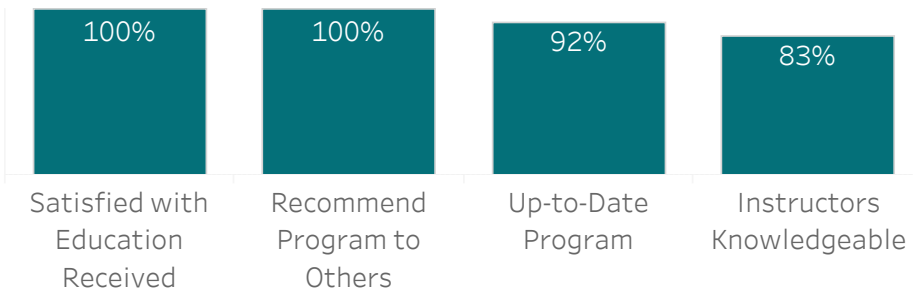


# Health Information Management

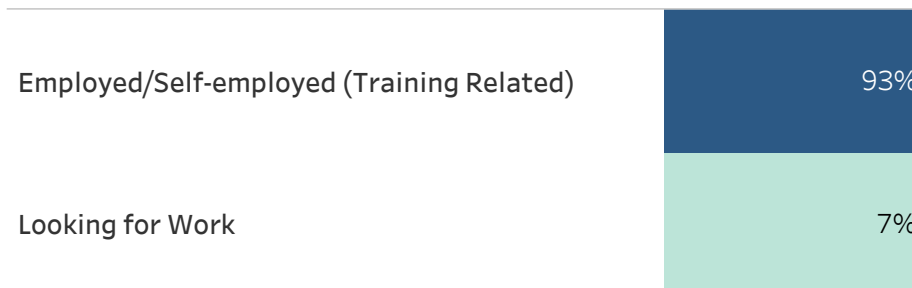
## Diploma

This program develops the skills and knowledge needed to effectively manage the health information required for patient care, administration, research, and education. The program trains students in the specialized techniques required in health information management. Graduates have found employment in a variety of health-related facilities, such as acute and chronic care hospitals, cancer treatment centres, mental health centres, adolescent treatment centres, paramedical and government agencies, research studies, clinics and group practices. Others are employed as sole-charge health information practitioners in rural health care facilities.

## Satisfaction - 2017-18



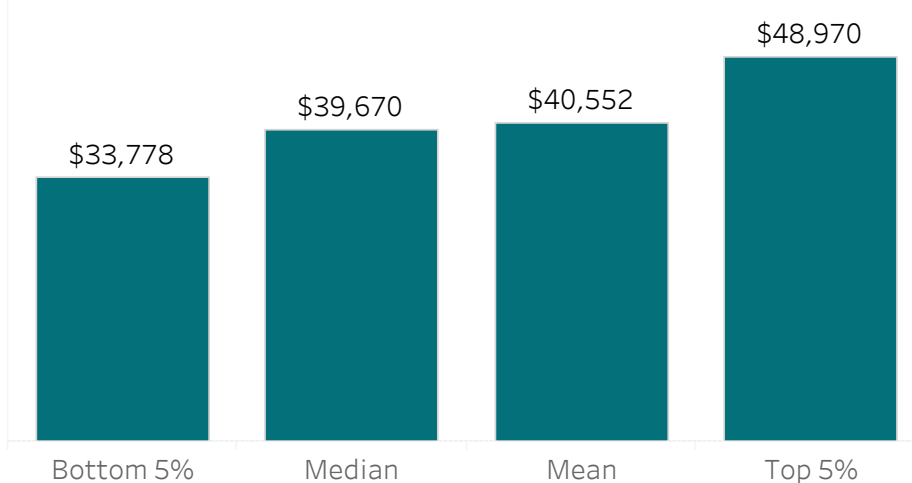
## Graduate Activity - 2017-18



## Three Year Comparison of Employed Respondents

	2015-16	2017-18
Number of Graduates	18	22
Number of Respondents	15	14
Number of Employed Respondents	14	13
Percentage of Employed Respondents	93%	93%
Number of Respondents Employed in Training Related Occupations	11	13
Percentage of Respondents Employed in Training Related Occupations	73%	93%

## Salary - Last Three Years

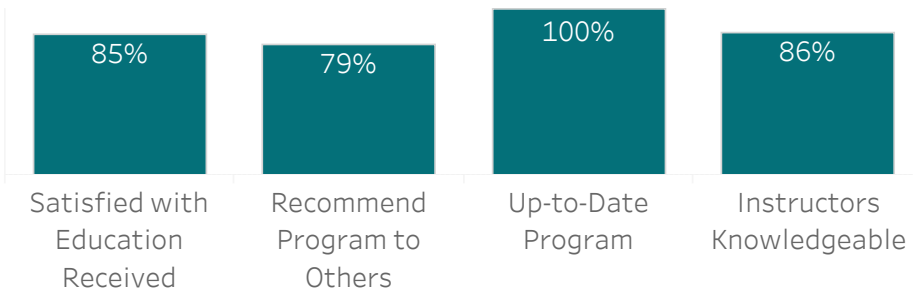


# Pharmaceutical Manufacturing

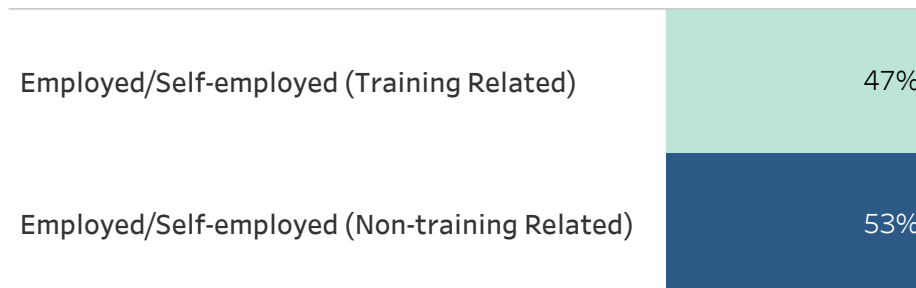
## Certificate

This program provides the required skills for working in the production of pharmaceutical, biotechnology, and related products. The program consists of two streams: Solid Dosage where students learn the theory and practice of formulating and manufacturing tablets and capsules; and Biopharmaceutical Processing where students gain hands-on experience in microbial fermentation such as set-up, inoculation, sampling, harvesting techniques, filtration, and column chromatographic purification techniques strategies for manufacturing of Recombinant Biotechnology drug products. Graduates find employment as production technicians with Manitoba's regulated pharmaceutical manufacturing companies.

## Satisfaction - 2017-18



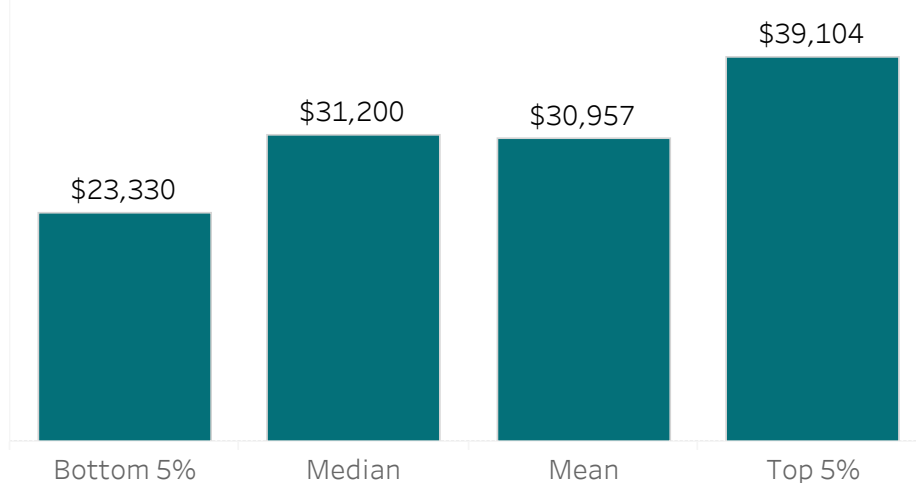
## Graduate Activity - 2017-18



## Three Year Comparison of Employed Respondents

	2015-16	2016-17	2017-18
Number of Graduates	19	17	25
Number of Respondents	10	10	15
Number of Employed Respondents	9	7	15
Percentage of Employed Respondents	90%	70%	100%
Number of Respondents Employed in Training Related Occupations	4	4	7
Percentage of Respondents Employed in Training Related Occupations	40%	40%	47%

## Salary - Last Three Years

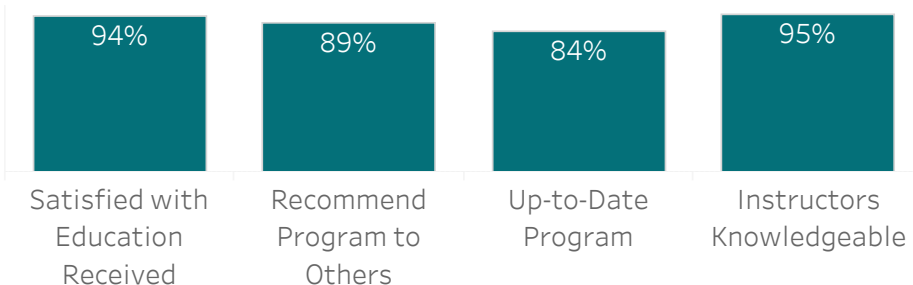


## QA/QC in the Pharmaceutical Industry

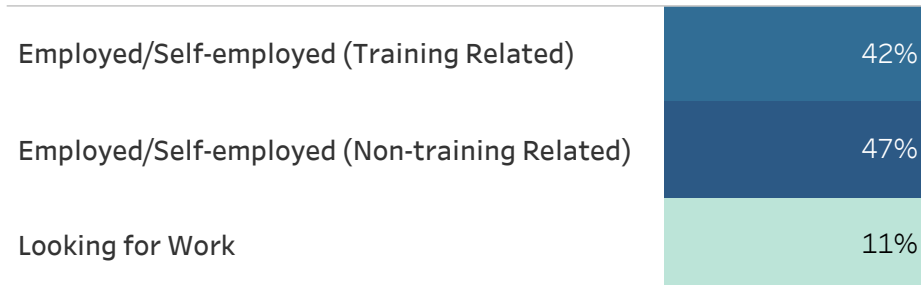
### Post-Graduate Diploma

This program provides instruction in the concept of quality assurance in a manufacturing environment that is controlled by good manufacturing practices, quality systems, and regulatory agencies. As a QA/ QC specialist, a graduate is eligible to work in Good Manufacturing Practices (GMP) regulated laboratories or GMP regulated pharmaceutical manufacturing companies in quality control laboratories or in quality assurance. Graduates are also be eligible to work in International Standards Organization (ISO) or Good Laboratory Practices (GLP) regulated laboratories.

### Satisfaction - 2017-18



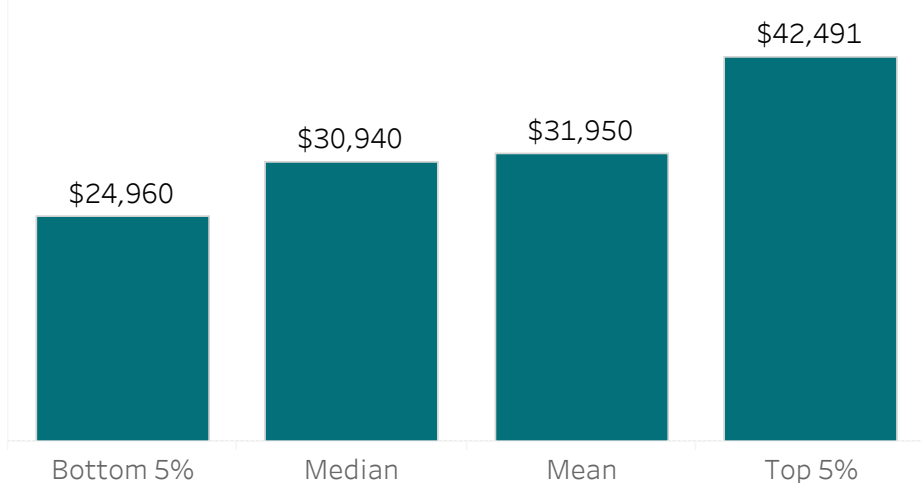
### Graduate Activity - 2017-18



### Three Year Comparison of Employed Respondents

	2015-16	2016-17	2017-18
Number of Graduates	30	28	29
Number of Respondents	13	17	19
Number of Employed Respondents	13	16	17
Percentage of Employed Respondents	100%	94%	89%
Number of Respondents Employed in Training Related Occupations	7	10	8
Percentage of Respondents Employed in Training Related Occupations	54%	59%	42%

### Salary - Last Three Years

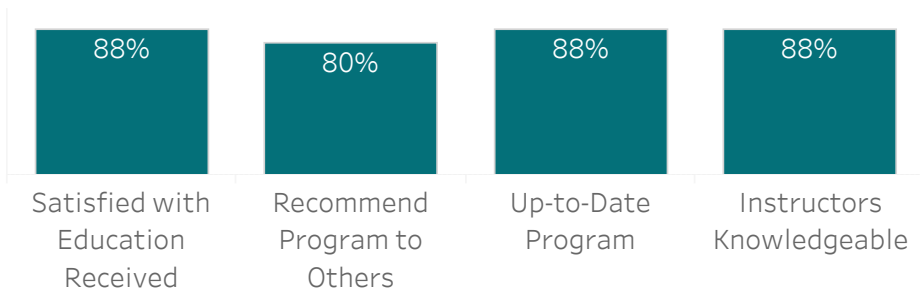


# Science Laboratory Technology

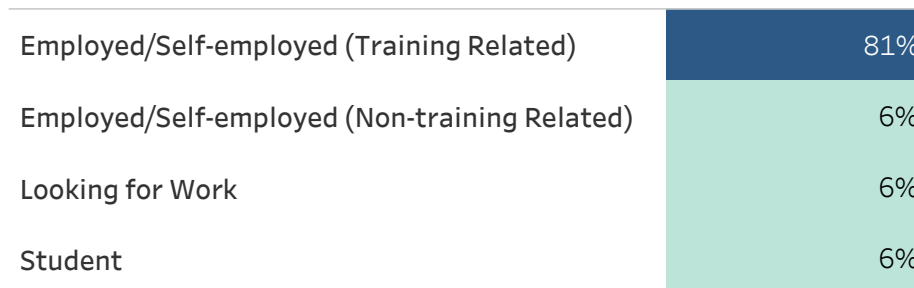
## Diploma

This program provides the applied skills required to succeed in a wide variety of professional scientific work environments. The course work emphasizes the application of standard and specialized laboratory techniques across scientific disciplines, ensuring students receive practical, job-ready experience; and learn specialized skills in immunology, molecular biology, tissue culture and instrumentation.

## Satisfaction - 2017-18



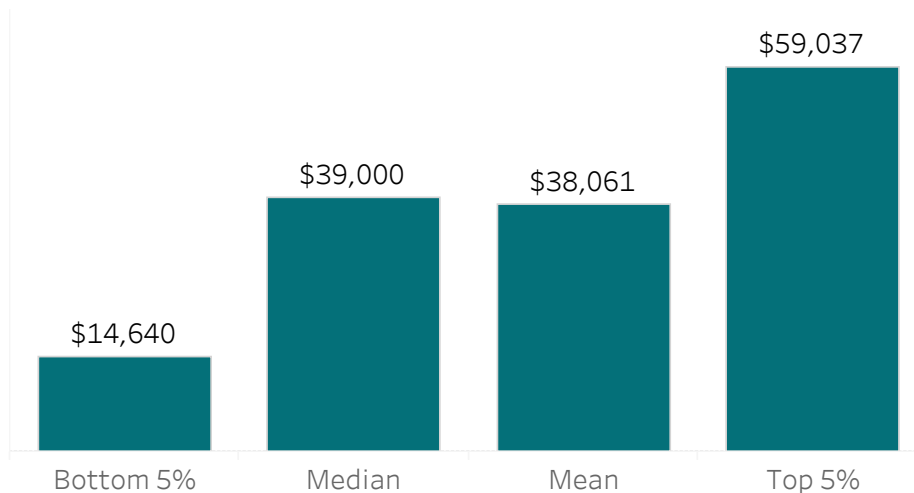
## Graduate Activity - 2017-18



## Three Year Comparison of Employed Respondents

	2016-17	2017-18
Number of Graduates	3	36
Number of Respondents	2	16
Number of Employed Respondents	1	14
Percentage of Employed Respondents	50%	88%
Number of Respondents Employed in Training Related Occupations	1	13
Percentage of Respondents Employed in Training Related Occupations	50%	81%

## Salary - Last Three Years

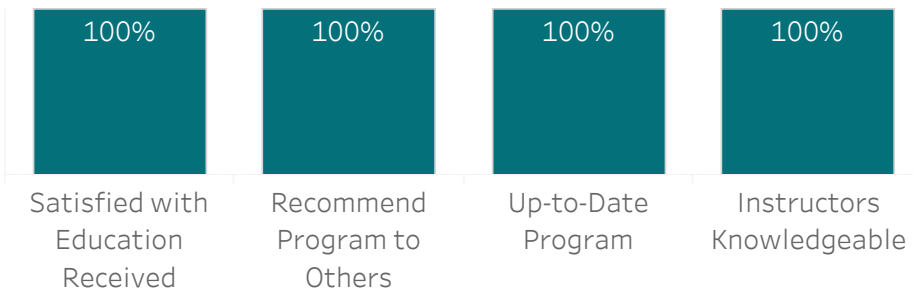


# Veterinary Technology

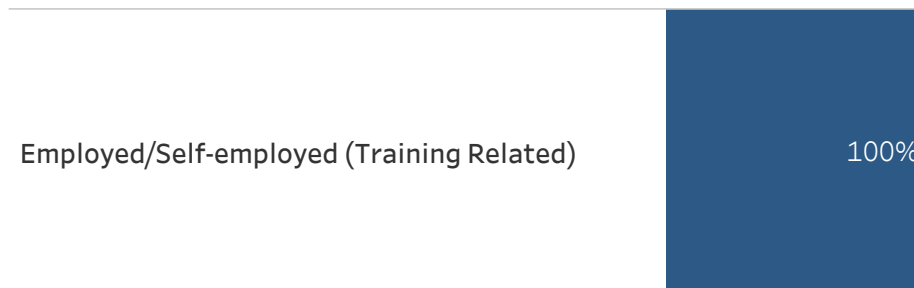
## Diploma

This program provides the knowledge and skills needed to perform a variety of veterinary medical procedures, such as: anesthesia induction and monitoring, drug dosage calculations, surgical and animal nursing, laboratory testing, diagnostic imaging, dentistry, emergency care, routine veterinary clinic and office procedures. Graduates are qualified to work under the supervision of a licensed veterinarian in companion animal, large animal, and specialty practices. Graduates may also find employment with zoos, research institutes, livestock operations, wildlife services, animal shelters, government agencies, or pharmaceutical sales companies.

## Satisfaction - 2017-18



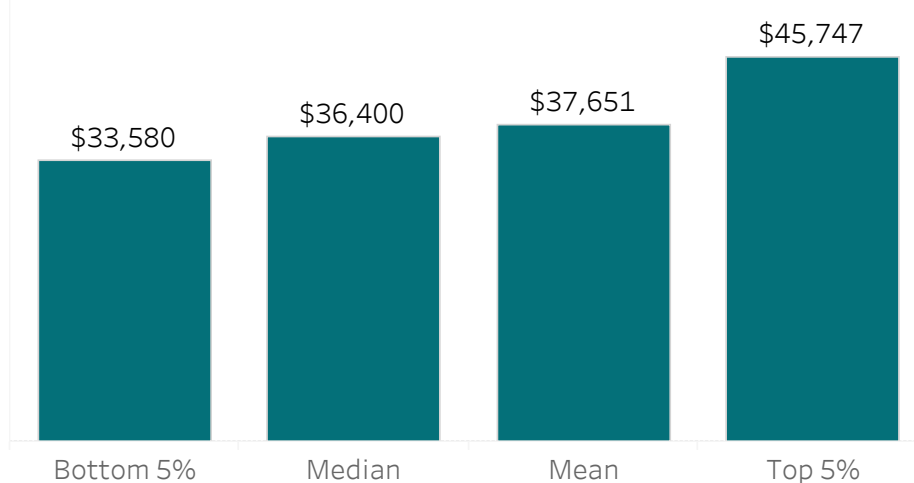
## Graduate Activity - 2017-18



## Three Year Comparison of Employed Respondents

	2015-16	2016-17	2017-18
Number of Graduates	21	21	19
Number of Respondents	14	9	12
Number of Employed Respondents	13	9	12
Percentage of Employed Respondents	93%	100%	100%
Number of Respondents Employed in Training Related Occupations	13	9	12
Percentage of Respondents Employed in Training Related Occupations	93%	100%	100%

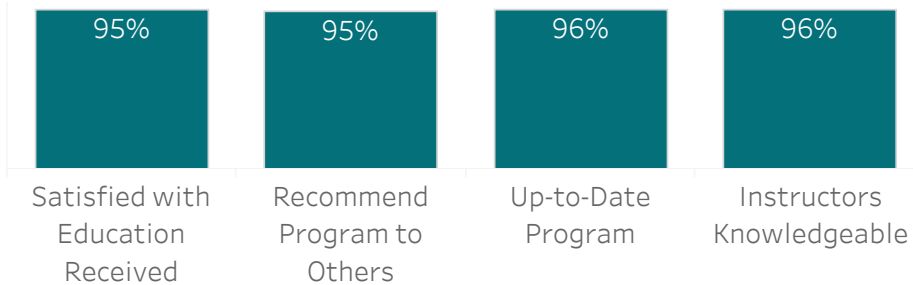
## Salary - Last Three Years



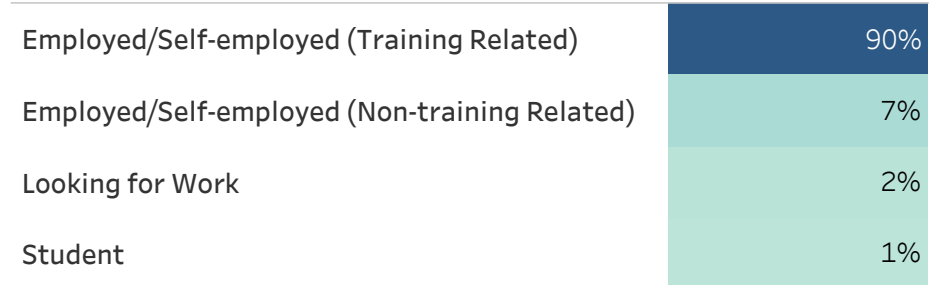
## All Programs in Nursing

Students taking programs in the Nursing division learn the skills needed to work in hospitals, clinics, and care facilities, as nurses or health care aides.

### Satisfaction - 2017-18



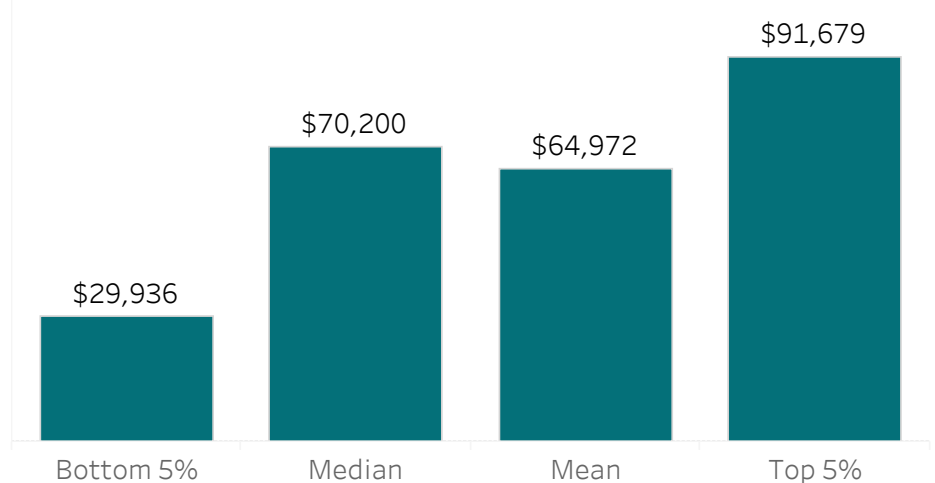
### Graduate Activity - 2017-18



### Three Year Comparison of Employed Respondents

	2015-16	2016-17	2017-18
Number of Graduates	205	236	193
Number of Respondents	155	113	113
Number of Employed Respondents	134	99	110
Percentage of Employed Respondents	86%	88%	97%
Number of Respondents Employed in Training Related Occupations	129	93	102
Percentage of Respondents Employed in Training Related Occupations	83%	82%	90%

### Salary - Last Three Years

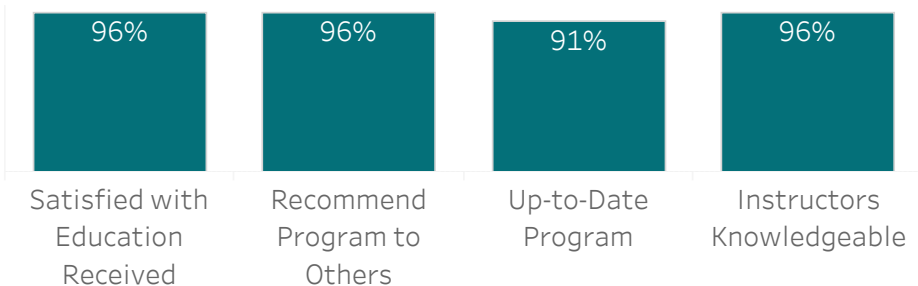


# Health Care Aide

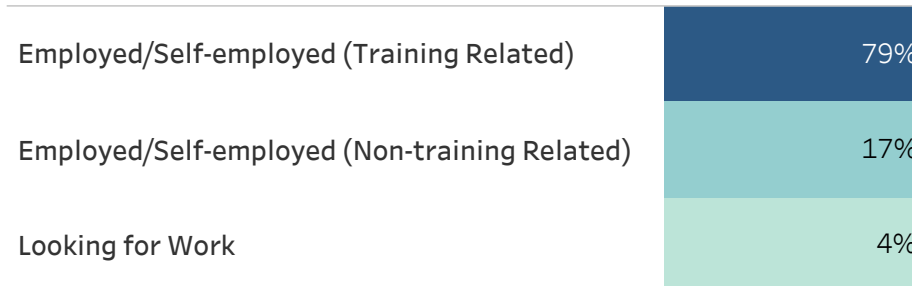
## Certificate

This program is designed to prepare students to become health care workers who, under the supervision of a nurse, assists hospital patients, personal care home residents, or home care clients. Health care aides help people to remain independent by assisting them with their physical, emotional, and social needs and their daily activities. Graduates find employment in acute care hospitals, extended or long-term care hospitals, personal care homes, and community or home care agencies.

## Satisfaction - 2017-18



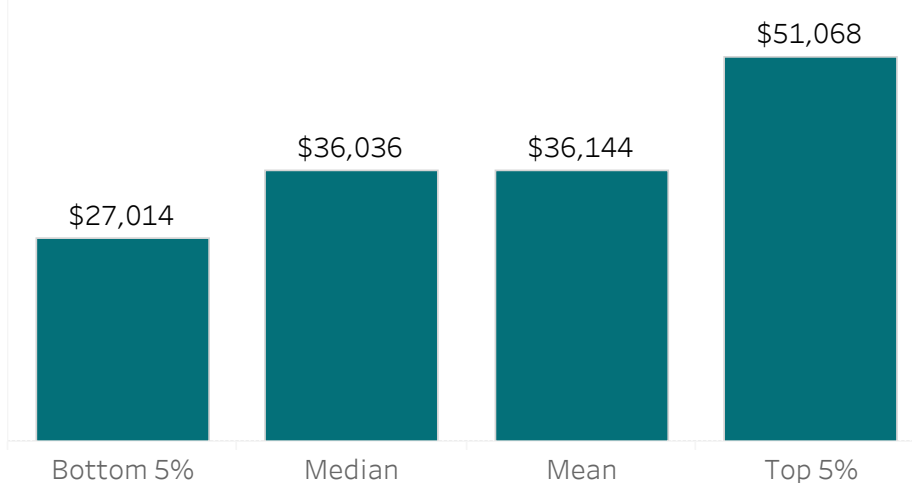
## Graduate Activity - 2017-18



## Three Year Comparison of Employed Respondents

	2015-16	2016-17	2017-18
Number of Graduates	58	85	37
Number of Respondents	68	45	24
Number of Employed Respondents	52	35	23
Percentage of Employed Respondents	76%	78%	96%
Number of Respondents Employed in Training Related Occupations	47	31	19
Percentage of Respondents Employed in Training Related Occupations	69%	69%	79%

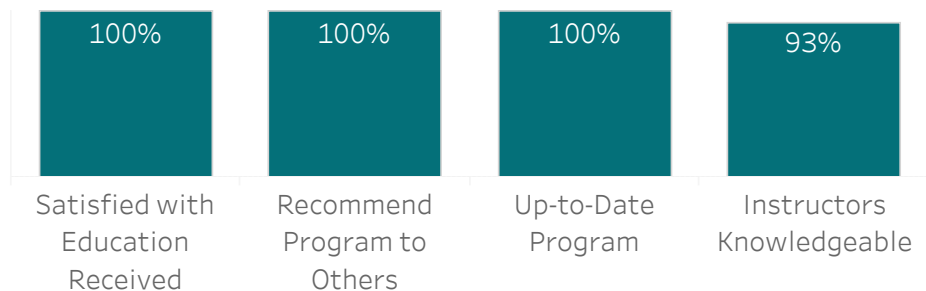
## Salary - Last Three Years



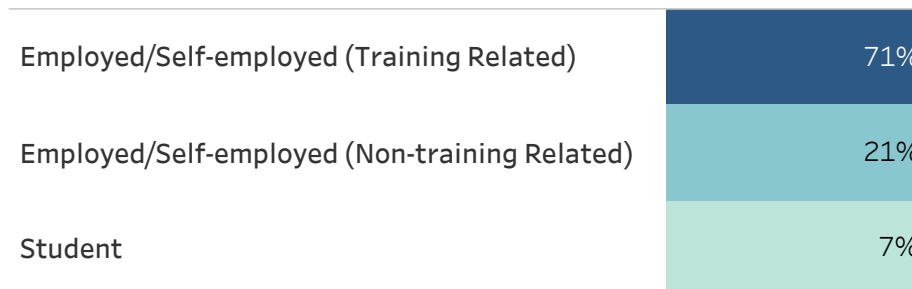
## Health Care Aide and Health Unit Clerk

Students are prepared to work as part of a health care team. They develop the knowledge and skills required to function as a health care aide or unit clerk in a health facility.

Satisfaction - 2017-18



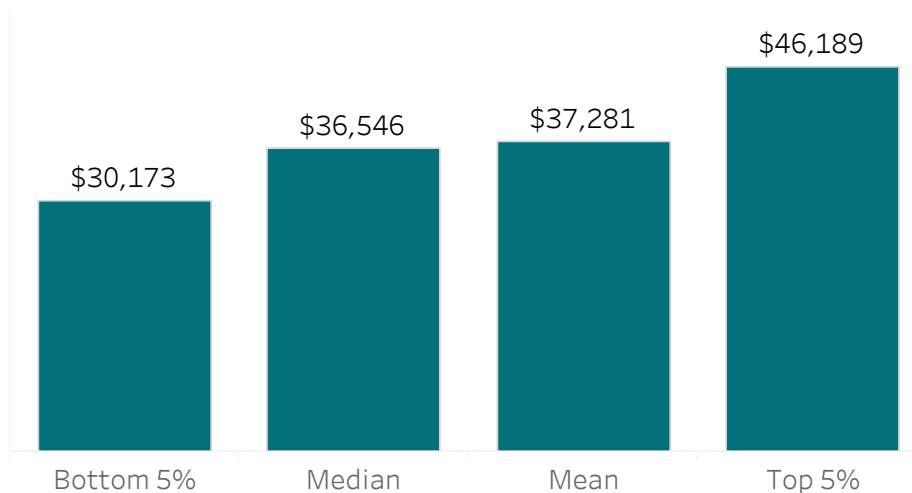
Graduate Activity - 2017-18



Three Year Comparison of Employed Respondents

	2017-18
Number of Graduates	22
Number of Respondents	14
Number of Employed Respondents	13
Percentage of Employed Respondents	93%
Number of Respondents Employed in Training Related Occupations	10
Percentage of Respondents Employed in Training Related Occupations	71%

Salary - Last Three Years



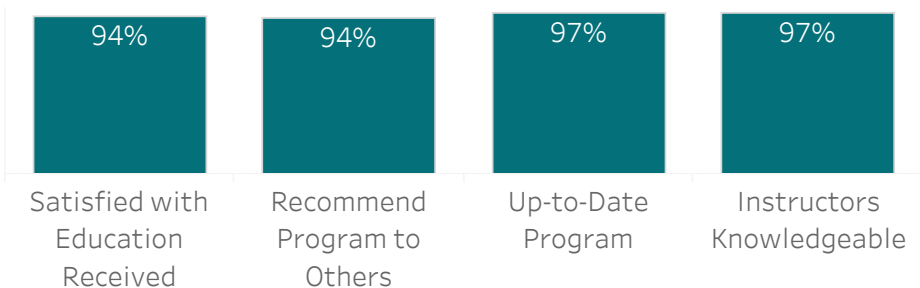


# Nursing

## Degree

Following successful completion of the program, graduates receive a Bachelor of Nursing (BN) degree from Red River College (RRC) and are eligible to apply to write the Canadian Nurse Registration Exam (CRNE). When the national exam has been successfully completed, graduates are eligible to apply to become a member of the College of Registered Nurses of Manitoba (CRNM) and legally use the designation Registered Nurse (RN). Graduates of the Nursing program have the educational credentials to be employed in all areas where the expertise of a professional RN is required.

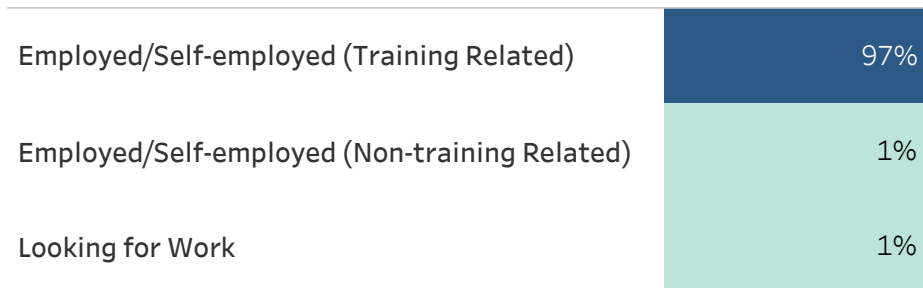
## Satisfaction - 2017-18



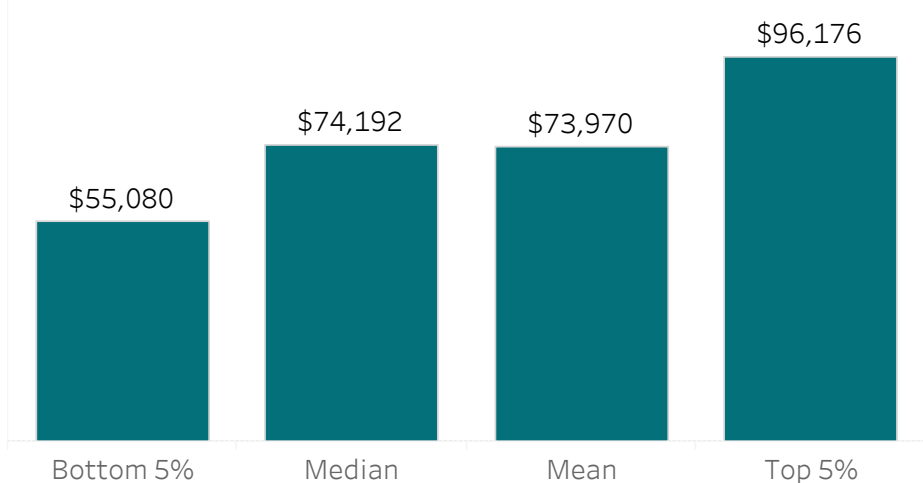
## Three Year Comparison of Employed Respondents

	2015-16	2016-17	2017-18
Number of Graduates	147	151	134
Number of Respondents	87	68	75
Number of Employed Respondents	82	64	74
Percentage of Employed Respondents	94%	94%	99%
Number of Respondents Employed in Training Related Occupations	82	62	73
Percentage of Respondents Employed in Training Related Occupations	94%	91%	97%

## Graduate Activity - 2017-18



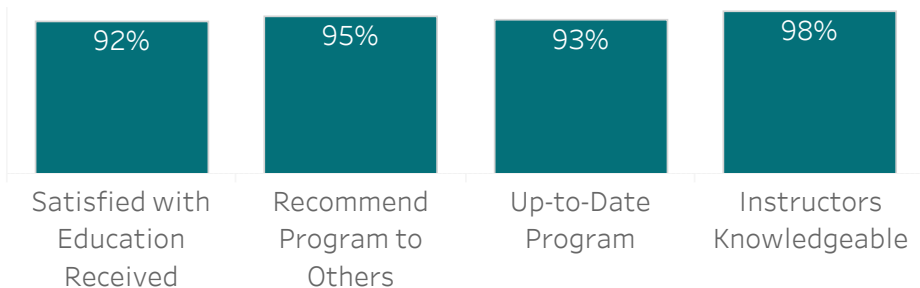
## Salary - Last Three Years



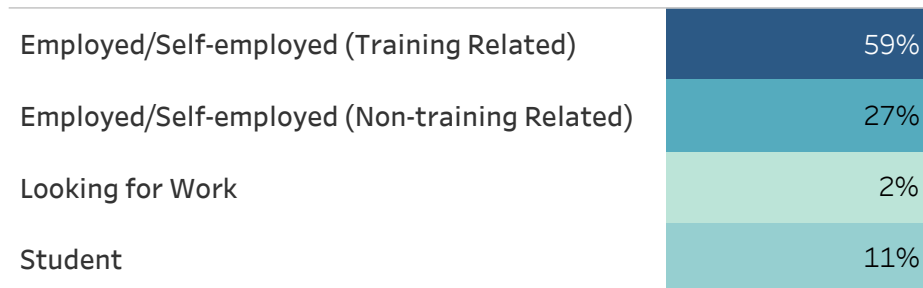
## All Programs in Indigenous & Strategic Planning

Indigenous & Strategic Planning offers a number of strategic programs and services designed to assist students from various backgrounds to be successful in all areas of the College. An important focus has been co-operative work with the Indigenous community. The School continues to improve programming and supports for Indigenous (First Nation, Métis, and Inuit) students and to improve services to Indigenous communities by partnering with organizations and agencies in providing community-based education programs.

### Satisfaction - 2017-18



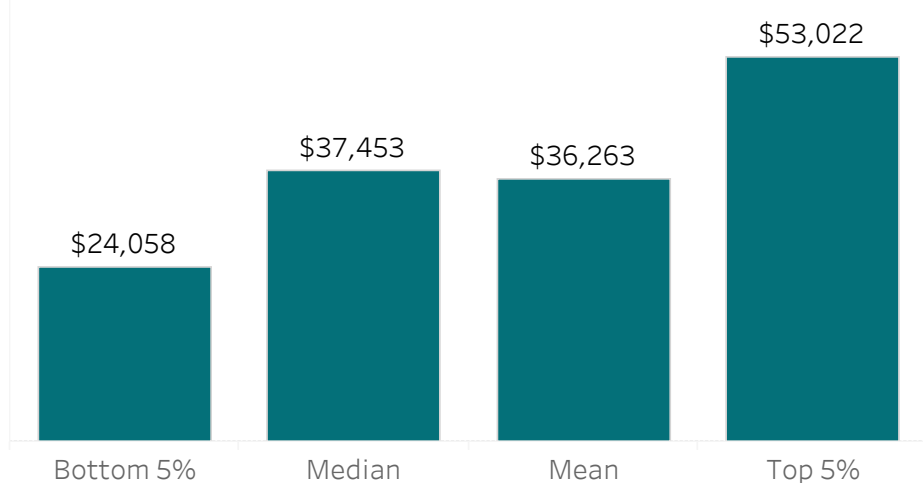
### Graduate Activity - 2017-18



### Three Year Comparison of Employed Respondents

	2015-16	2016-17	2017-18
Number of Graduates	68	47	66
Number of Respondents	36	15	44
Number of Employed Respondents	19	11	38
Percentage of Employed Respondents	53%	73%	86%
Number of Respondents Employed in Training Related Occupations	10	5	26
Percentage of Respondents Employed in Training Related Occupations	28%	33%	59%

### Salary - Last Three Years

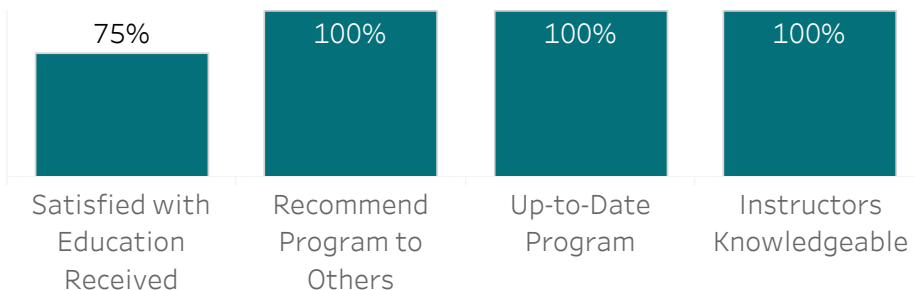


## All Programs in Indigenous & Strategic Planning

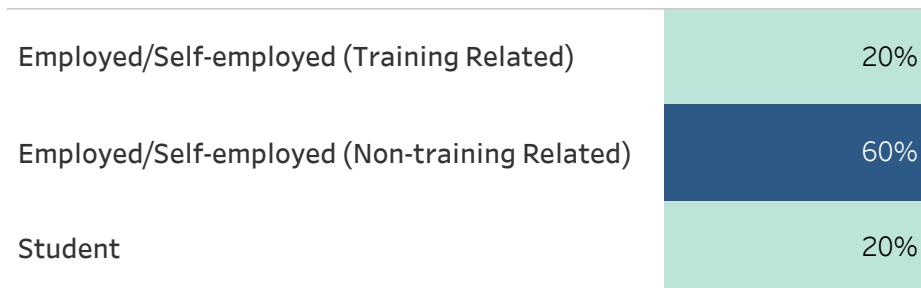
Indigenous & Strategic Planning offers a number of strategic programs and services designed to assist students from various backgrounds to be successful in all areas of the College. An important focus has been co-operative work with the Indigenous community. The School continues to improve programming and supports for Indigenous (First Nation, Métis, and Inuit) students and to improve services to Indigenous communities by partnering with organizations and agencies in providing community-based education programs.

No salary data to display: too small a sample where  $n < 5$  responses with salary data.

### Satisfaction - 2017-18



### Graduate Activity - 2017-18



### Three Year Comparison of Employed Respondents

	2015-16	2017-18
Number of Graduates	5	6
Number of Respondents	3	5
Number of Employed Respondents	0	4
Percentage of Employed Respondents	0%	80%
Number of Respondents Employed in Training Related Occupations	0	1
Percentage of Respondents Employed in Training Related Occupations	0%	20%

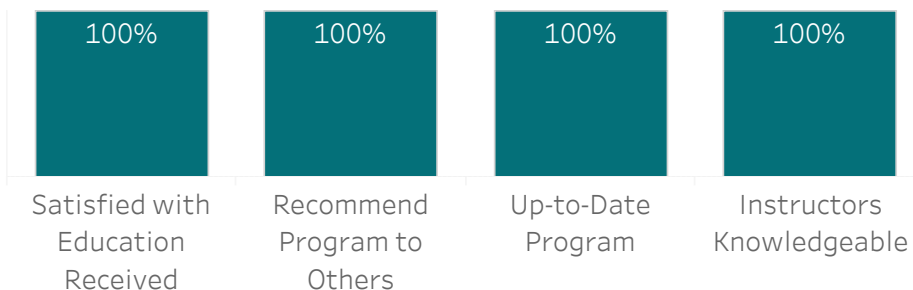
### Salary - Last Three Years

# Community Centred Therapy

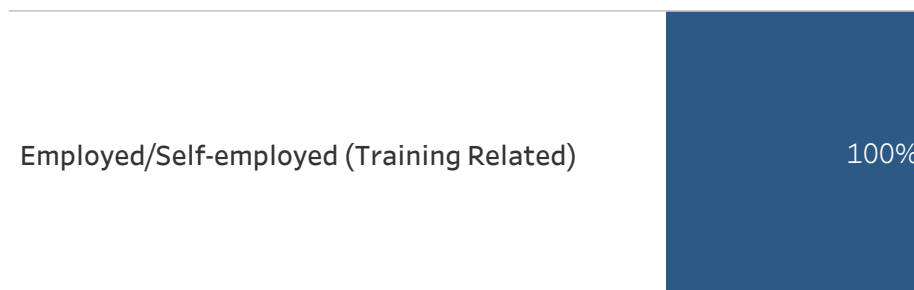
## Diploma

Community Centred Therapy program is a two-year diploma program based in communities. The program includes classroom instruction, work experience, community development, group work, and peer therapy.

Satisfaction - 2017-18



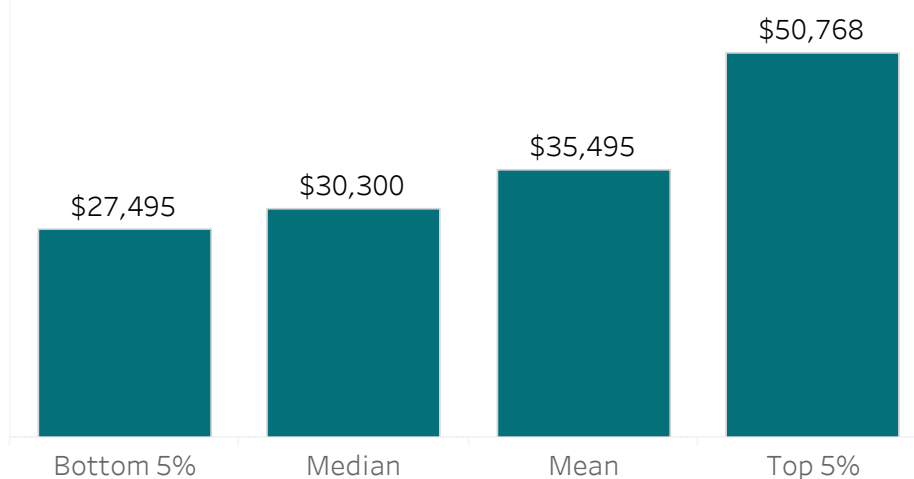
Graduate Activity - 2017-18



Three Year Comparison of Employed Respondents

	2017-18
Number of Graduates	13
Number of Respondents	7
Number of Employed Respondents	7
Percentage of Employed Respondents	100%
Number of Respondents Employed in Training Related Occupations	7
Percentage of Respondents Employed in Training Related Occupations	100%

Salary - Last Three Years

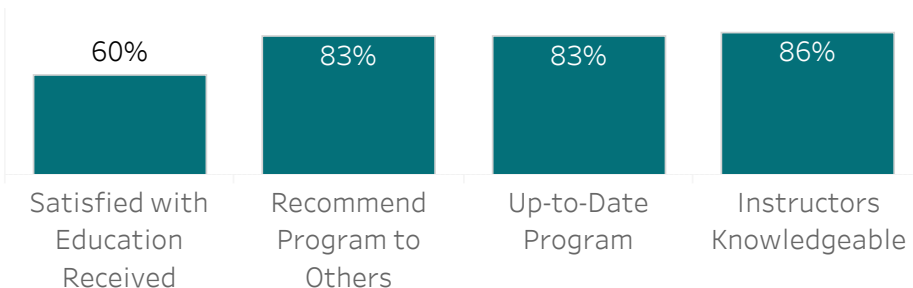


# Community Development/Community Economic Development

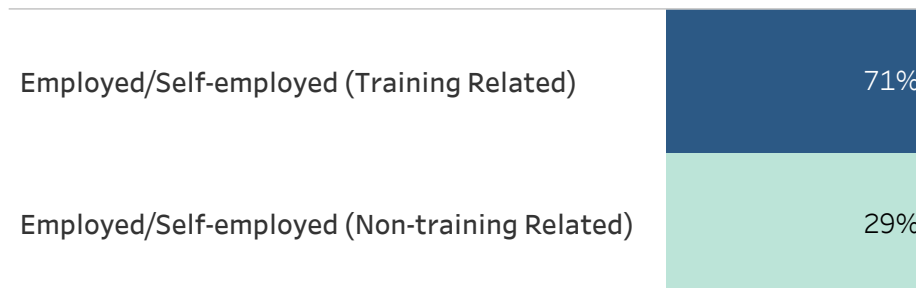
## Diploma

This program prepares students to become facilitators of change in communities that are experiencing multiple barriers to development. Students acquire a solid understanding of organizational development, program planning, and financial management of volunteer sector organizations and the how-to of starting a new social enterprise. It may be of special interest to individuals who live or work in inner cities, First Nation communities, or have some international community development experience or aspirations.

## Satisfaction - 2017-18



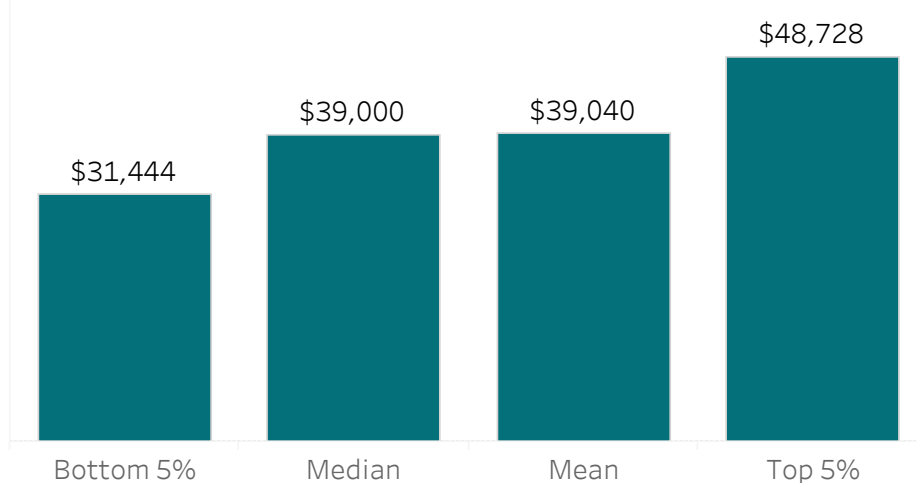
## Graduate Activity - 2017-18



## Three Year Comparison of Employed Respondents

	2015-16	2016-17	2017-18
Number of Graduates	5	7	11
Number of Respondents	4	2	7
Number of Employed Respondents	3	1	7
Percentage of Employed Respondents	75%	50%	100%
Number of Respondents Employed in Training Related Occupations	1	1	5
Percentage of Respondents Employed in Training Related Occupations	25%	50%	71%

## Salary - Last Three Years

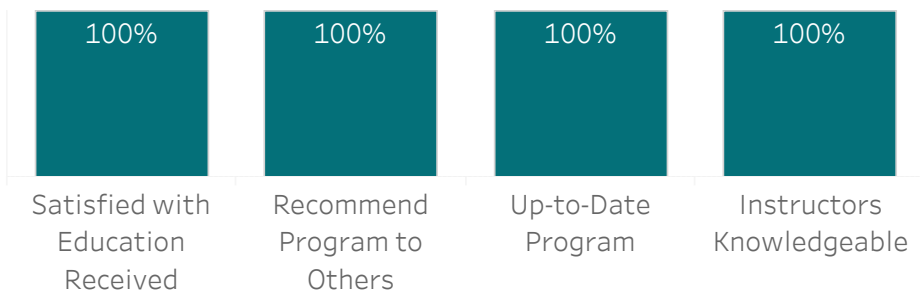


# Introduction to Trades

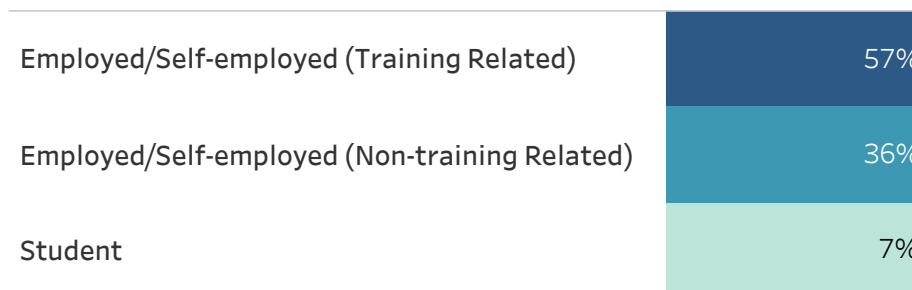
## Certificate

This program prepares Indigenous students for entry into RRC trades programs including: Automotive Technician Certificate, Carpentry, Collision Repair and Refinishing, Electrical, Heavy Duty Equipment Mechanic, Manufacturing Technician, Outdoor Power Equipment Technician, Plumbing, Precision Metal Manufacturing, Refrigeration and Air Conditioning Technician, and Welding. An Indigenous perspective is incorporated into the program allowing students to connect with their cultural values, traditions, and beliefs, reinforcing positive cultural identity and enhancing self-esteem and pride.

## Satisfaction - 2017-18



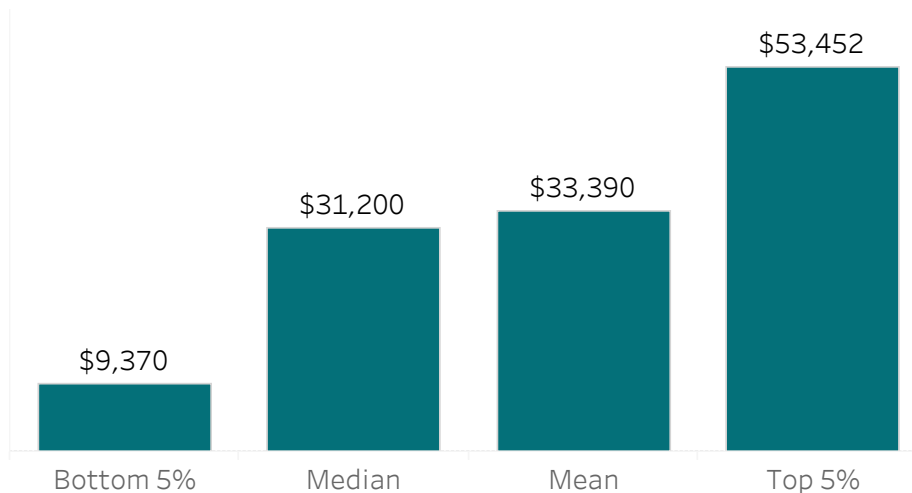
## Graduate Activity - 2017-18



## Three Year Comparison of Employed Respondents

	2015-16	2016-17	2017-18
Number of Graduates	24	19	21
Number of Respondents	9	6	14
Number of Employed Respondents	6	5	13
Percentage of Employed Respondents	67%	83%	93%
Number of Respondents Employed in Training Related Occupations	3	2	8
Percentage of Respondents Employed in Training Related Occupations	33%	33%	57%

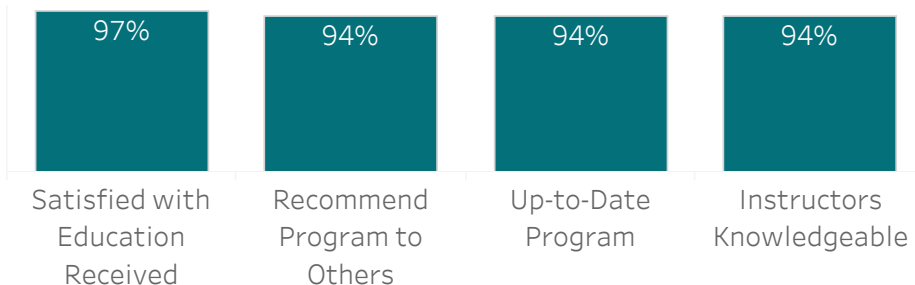
## Salary - Last Three Years



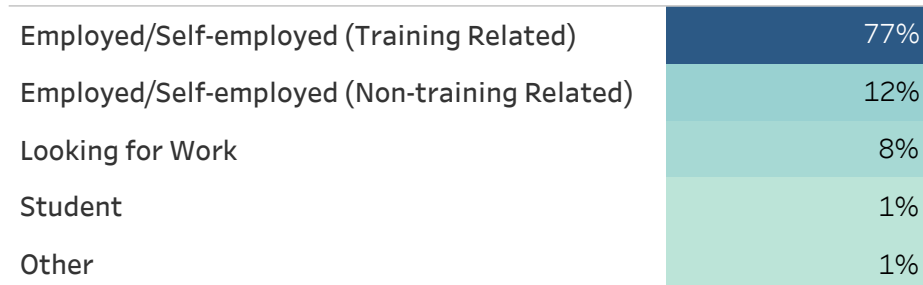
## All Programs in Regional Campuses

Red River College Regional Campuses offer full-time diploma and certificate programs across many disciplines focused on skills to meet the needs of industry and communities within their respective regions of Manitoba. Regional Campuses also offer a host of part-time courses and workshops for those looking to gain new skills or to support career advancement. We are excited to work with students, community and industry to support learning needs through our current and customized options to support economic and personal growth.

### Satisfaction - 2017-18



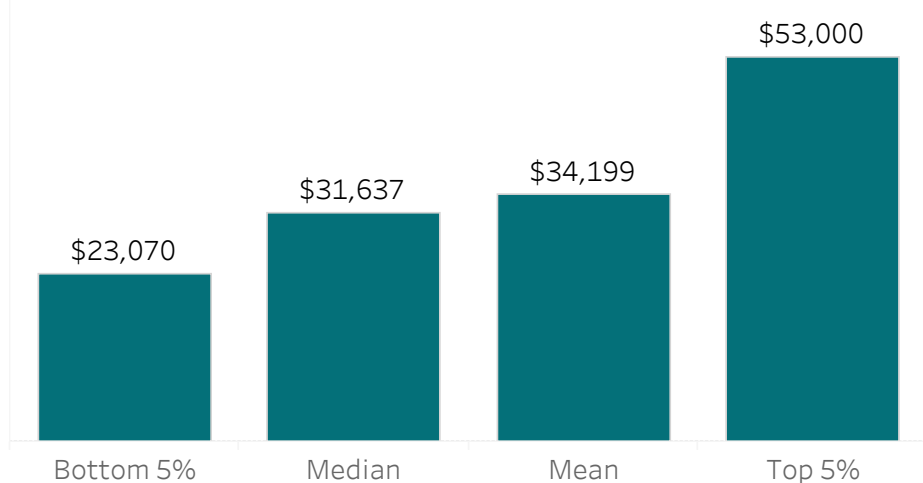
### Graduate Activity - 2017-18



### Three Year Comparison of Employed Respondents

	2015-16	2016-17	2017-18
Number of Graduates	226	236	192
Number of Respondents	143	130	139
Number of Employed Respondents	118	118	124
Percentage of Employed Respondents	83%	91%	89%
Number of Respondents Employed in Training Related Occupations	97	102	107
Percentage of Respondents Employed in Training Related Occupations	68%	78%	77%

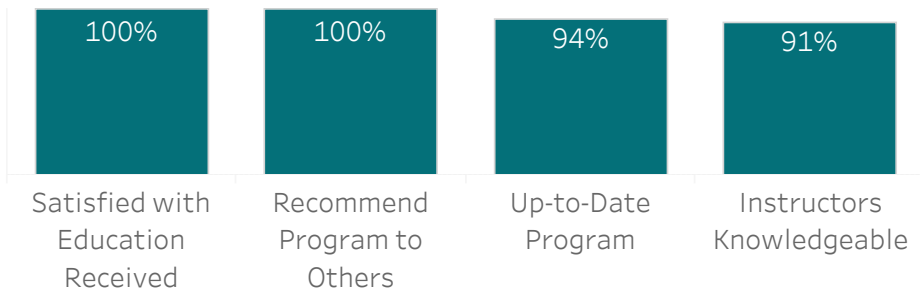
### Salary - Last Three Years



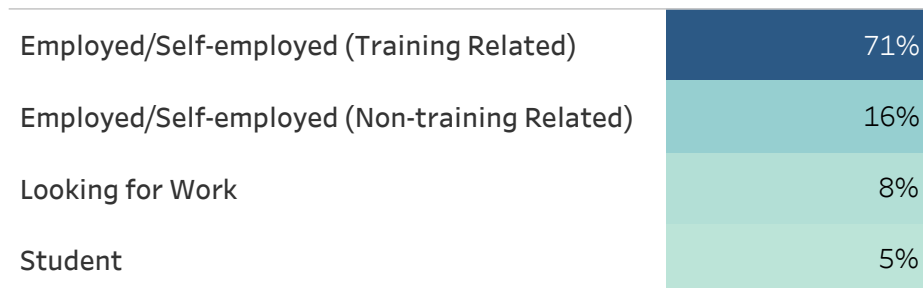
## All Programs in Interlake Campus

The Red River College Interlake Campuses (Interlake Campus and Peguis - Fisher River Campus) serve the communities in the Interlake and North Eastman region by providing a variety of community based programs and part-time courses.

### Satisfaction - 2017-18



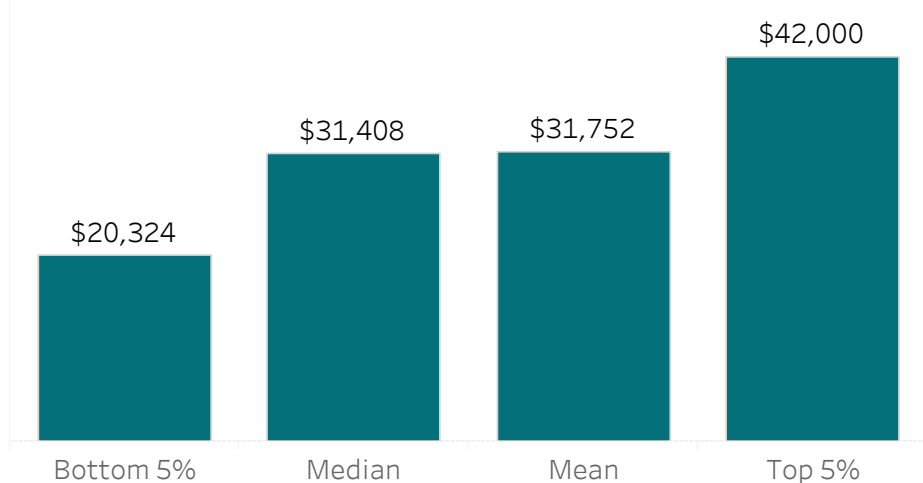
### Graduate Activity - 2017-18



### Three Year Comparison of Employed Respondents

	2015-16	2016-17	2017-18
Number of Graduates	61	54	58
Number of Respondents	37	29	38
Number of Employed Respondents	32	27	33
Percentage of Employed Respondents	86%	93%	87%
Number of Respondents Employed in Training Related Occupations	29	23	27
Percentage of Respondents Employed in Training Related Occupations	78%	79%	71%

### Salary - Last Three Years



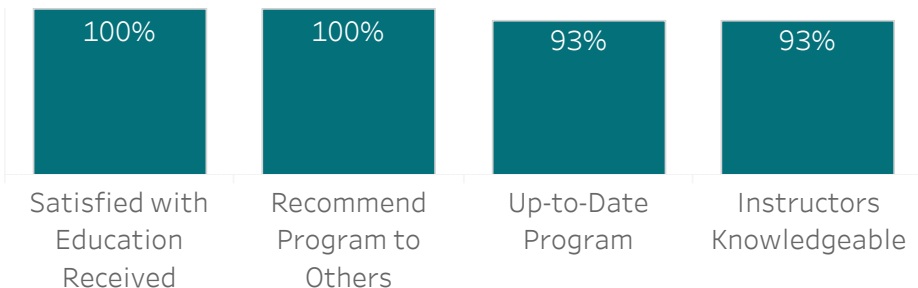


# Educational Assistant Certificate

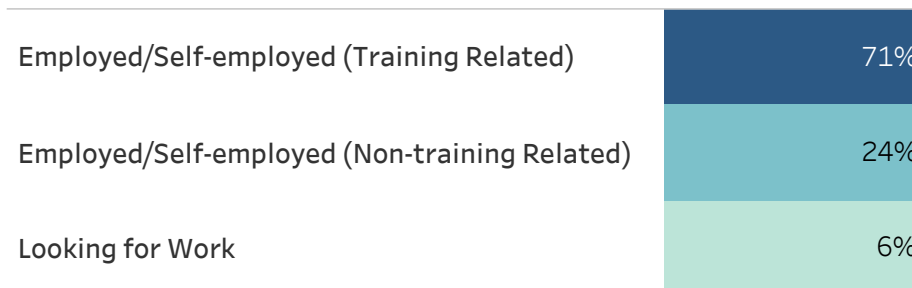
## Certificate

Graduates of this program are prepared for a career working with students in an educational setting to support the work of the teachers and clinicians. There is a focus on a variety of relevant topics ranging from inclusive education and learner characteristics to supporting the learning environment, managing behavior, and professionalism.

## Satisfaction - 2017-18



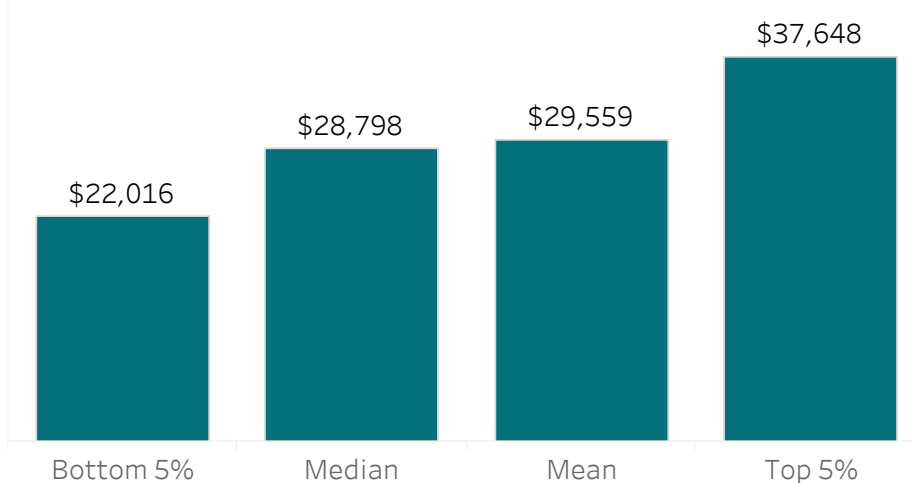
## Graduate Activity - 2017-18



## Three Year Comparison of Employed Respondents

	2015-16	2016-17	2017-18
Number of Graduates	10	16	21
Number of Respondents	6	11	17
Number of Employed Respondents	6	10	16
Percentage of Employed Respondents	100%	91%	94%
Number of Respondents Employed in Training Related Occupations	6	9	12
Percentage of Respondents Employed in Training Related Occupations	100%	82%	71%

## Salary - Last Three Years

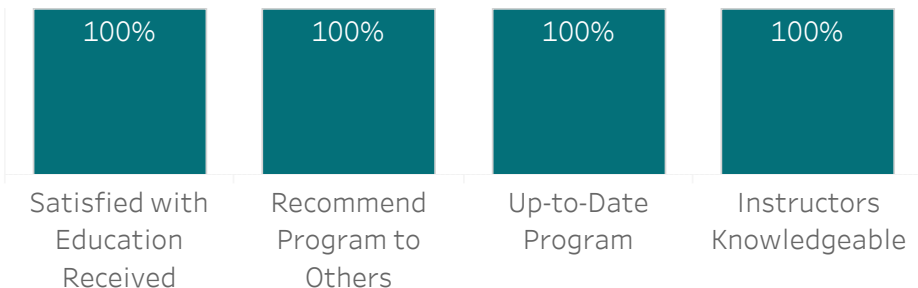


# Health Care Aide

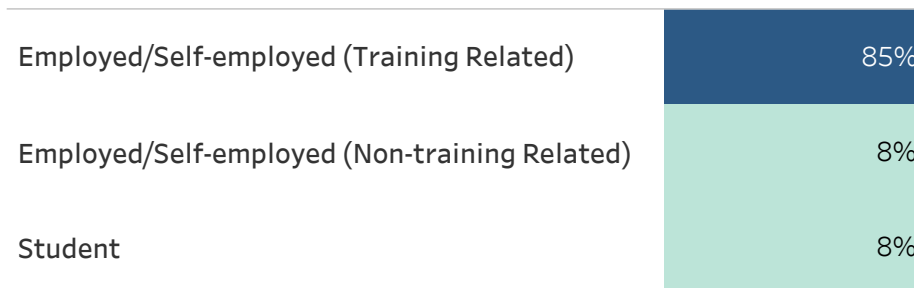
## Certificate

This program develops the knowledge and skills needed to become a health care worker who, under the supervision of a nurse, assists hospital patients, personal care home residents, or home care clients. Health care aides help people to remain independent by assisting them with their physical, emotional, and social needs and their daily activities.

## Satisfaction - 2017-18



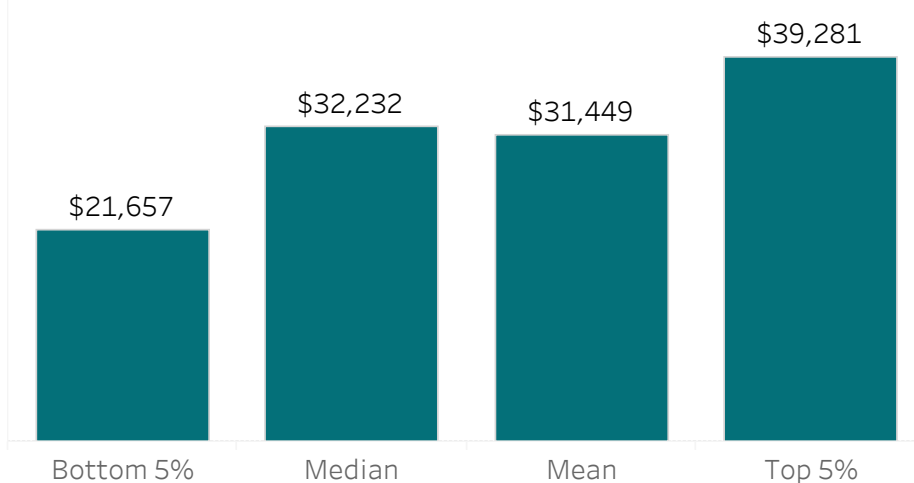
## Graduate Activity - 2017-18



## Three Year Comparison of Employed Respondents

	2015-16	2016-17	2017-18
Number of Graduates	32	25	22
Number of Respondents	16	12	13
Number of Employed Respondents	12	11	12
Percentage of Employed Respondents	75%	92%	92%
Number of Respondents Employed in Training Related Occupations	12	10	11
Percentage of Respondents Employed in Training Related Occupations	75%	83%	85%

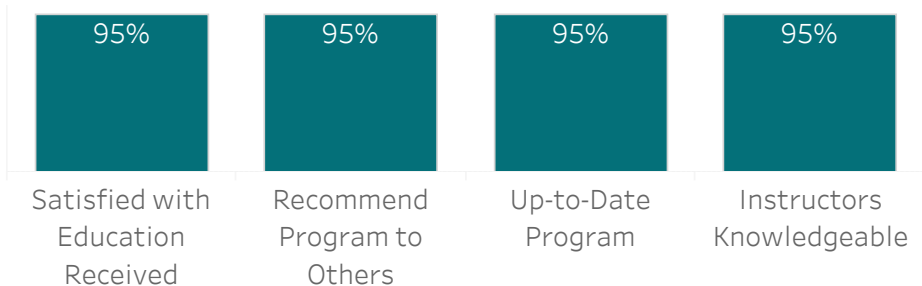
## Salary - Last Three Years



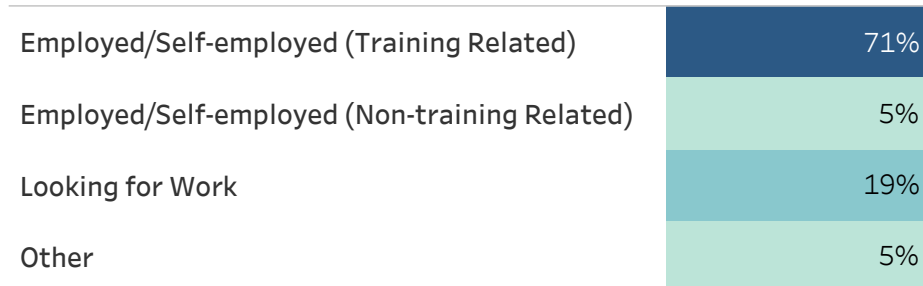
## All Programs in Portage Campus

The RRC Portage Campus offers a broad range of full-time diploma and certificate programs, as well as part-time courses and workshops to students living in the central plains region of Manitoba.

### Satisfaction - 2017-18



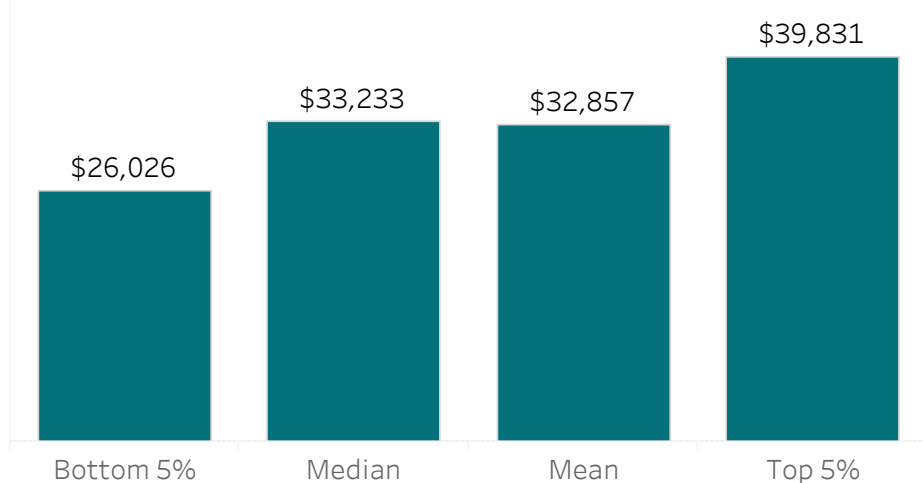
### Graduate Activity - 2017-18



### Three Year Comparison of Employed Respondents

	2015-16	2016-17	2017-18
Number of Graduates	28	32	31
Number of Respondents	16	15	21
Number of Employed Respondents	12	11	16
Percentage of Employed Respondents	75%	73%	76%
Number of Respondents Employed in Training Related Occupations	10	10	15
Percentage of Respondents Employed in Training Related Occupations	63%	67%	71%

### Salary - Last Three Years

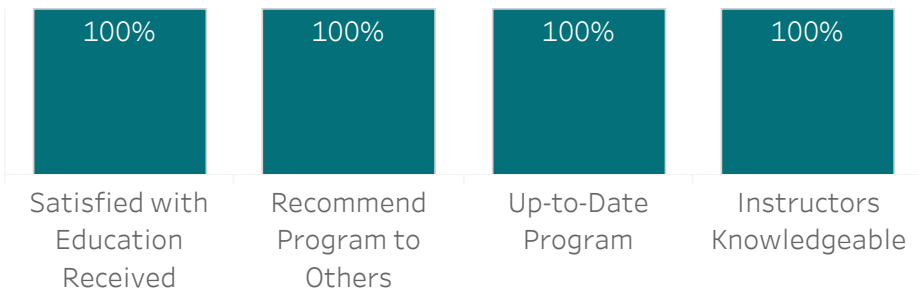


# Health Care Aide

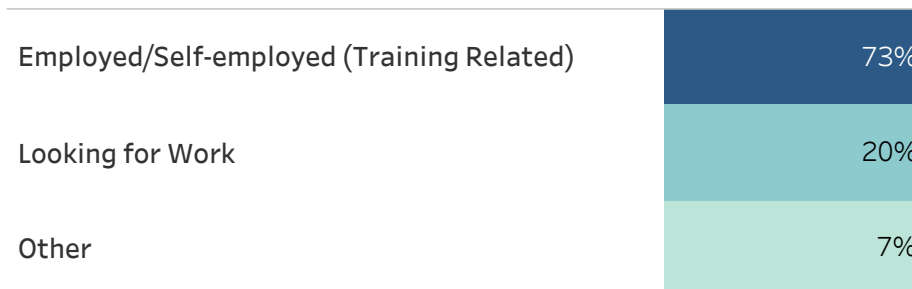
## Certificate

This program develops the knowledge and skills needed to become a health care worker who, under the supervision of a nurse, assists hospital patients, personal care home residents, or home care clients. Health care aides help people to remain independent by assisting them with their physical, emotional, and social needs and their daily activities.

## Satisfaction - 2017-18



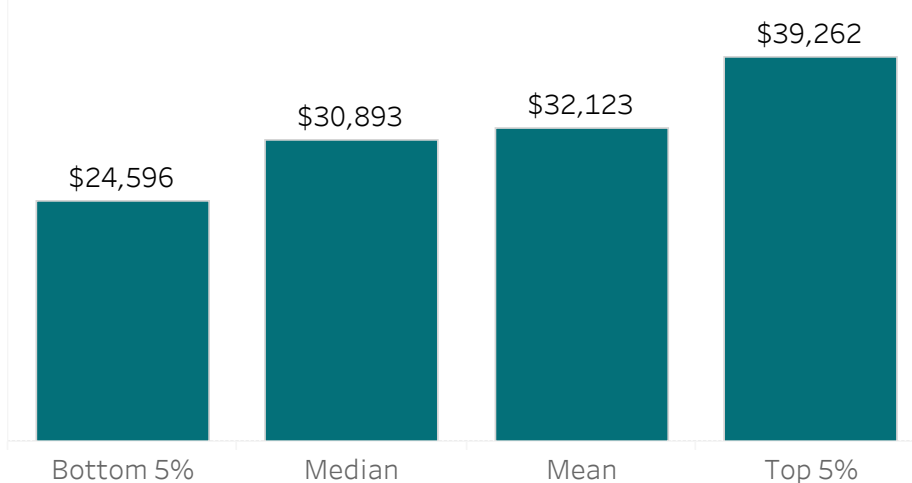
## Graduate Activity - 2017-18



## Three Year Comparison of Employed Respondents

	2015-16	2016-17	2017-18
Number of Graduates	21	27	23
Number of Respondents	11	13	15
Number of Employed Respondents	10	9	11
Percentage of Employed Respondents	91%	69%	73%
Number of Respondents Employed in Training Related Occupations	9	8	11
Percentage of Respondents Employed in Training Related Occupations	82%	62%	73%

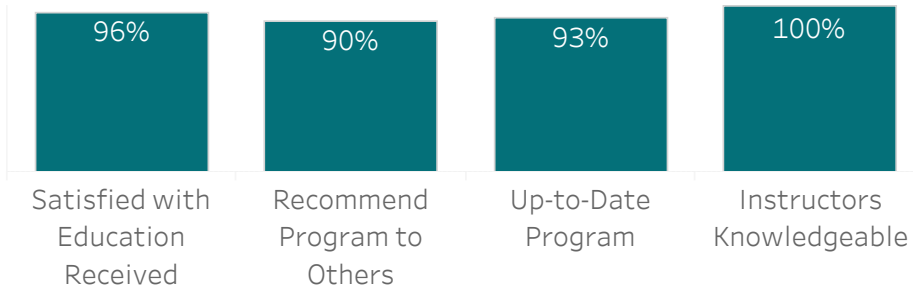
## Salary - Last Three Years



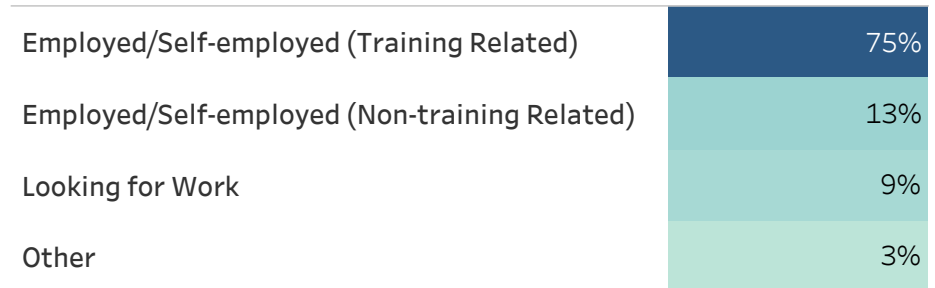
## All Programs in Steinbach Campus

RRC's Steinbach Campus offers a broad range of education and training opportunities in business, health care, and education.

### Satisfaction - 2017-18



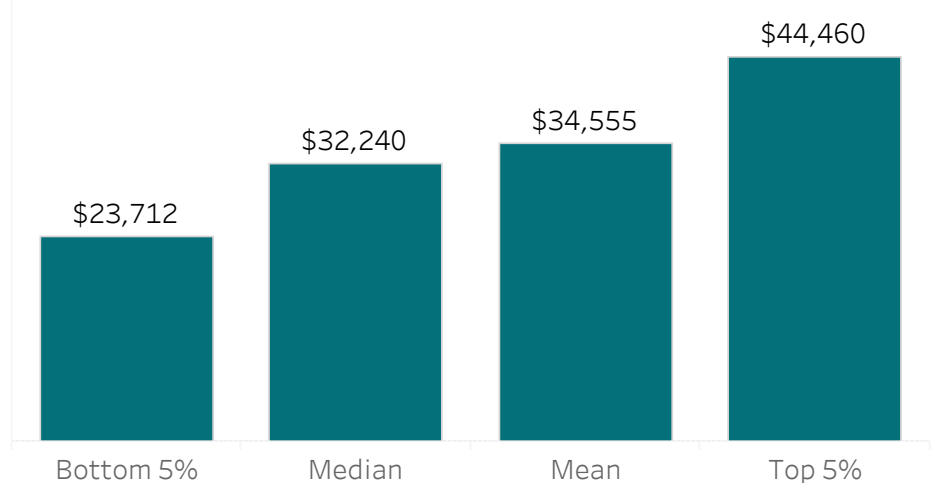
### Graduate Activity - 2017-18



### Three Year Comparison of Employed Respondents

	2015-16	2016-17	2017-18
Number of Graduates	23	60	42
Number of Respondents	15	38	32
Number of Employed Respondents	14	35	28
Percentage of Employed Respondents	93%	92%	88%
Number of Respondents Employed in Training Related Occupations	9	33	24
Percentage of Respondents Employed in Training Related Occupations	60%	87%	75%

### Salary - Last Three Years

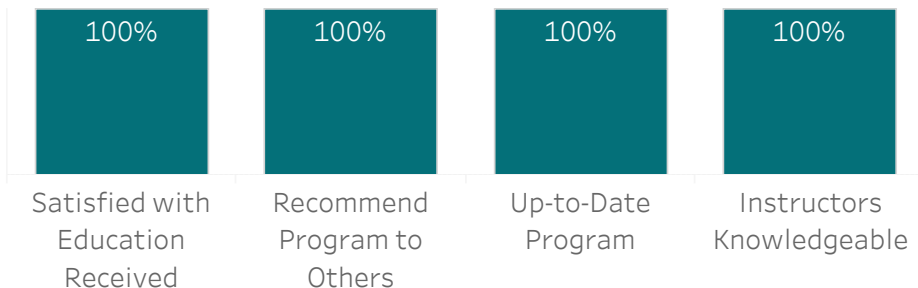


# Administrative Assistant

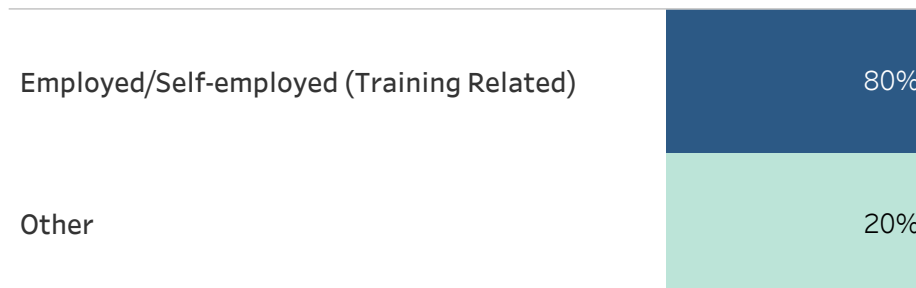
## Certificate

This program focuses on the administrative and technical skills needed to meet the demands of the current and emerging office environment. The program provides both the theory and practice for success in an entry-level administrative position. After successful completion of the program graduates will be knowledgeable in business office software, administrative procedures, communication, teamwork, and problem-solving.

## Satisfaction - 2017-18



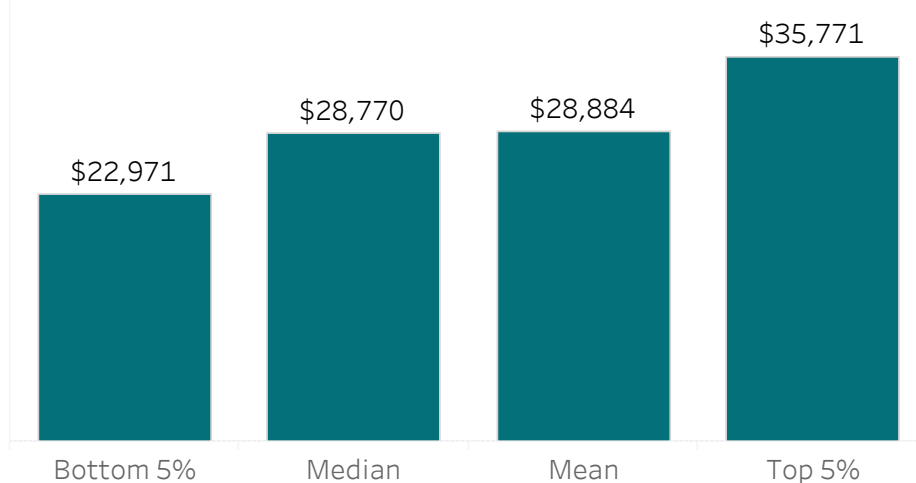
## Graduate Activity - 2017-18



## Three Year Comparison of Employed Respondents

	2016-17	2017-18
Number of Graduates	13	7
Number of Respondents	8	5
Number of Employed Respondents	8	4
Percentage of Employed Respondents	100%	80%
Number of Respondents Employed in Training Related Occupations	7	4
Percentage of Respondents Employed in Training Related Occupations	88%	80%

## Salary - Last Three Years

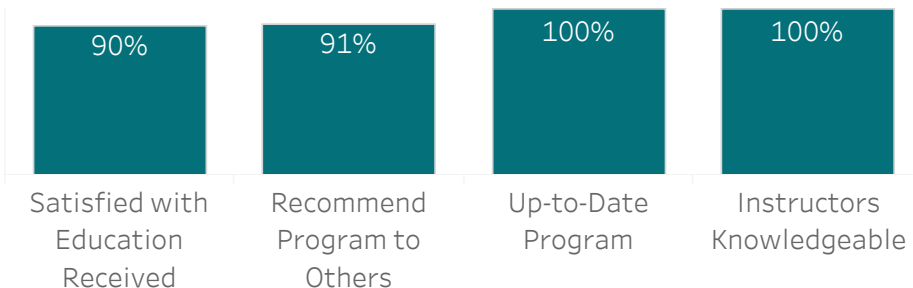


# Business Administration-Accounting

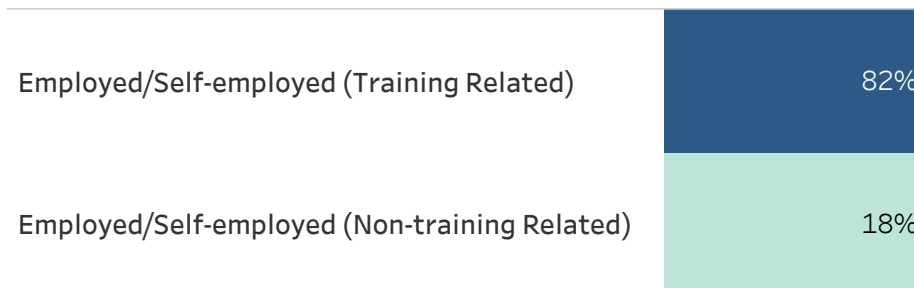
## Diploma

This program prepares graduates for a variety of careers in business and management. This major is recommended for students interested in pursuing a professional accounting designation.

### Satisfaction - 2017-18



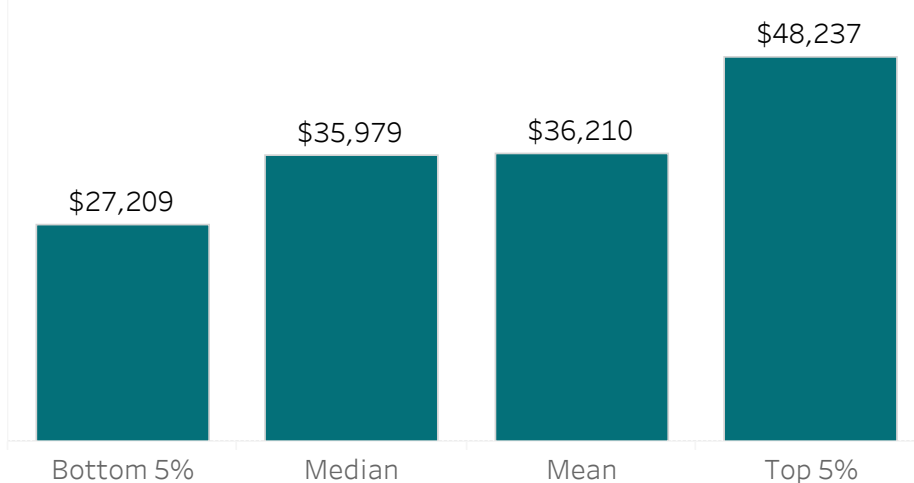
### Graduate Activity - 2017-18



### Three Year Comparison of Employed Respondents

	2015-16	2016-17	2017-18
Number of Graduates	6	5	13
Number of Respondents	5	5	11
Number of Employed Respondents	5	4	11
Percentage of Employed Respondents	100%	80%	100%
Number of Respondents Employed in Training Related Occupations	4	4	9
Percentage of Respondents Employed in Training Related Occupations	80%	80%	82%

### Salary - Last Three Years

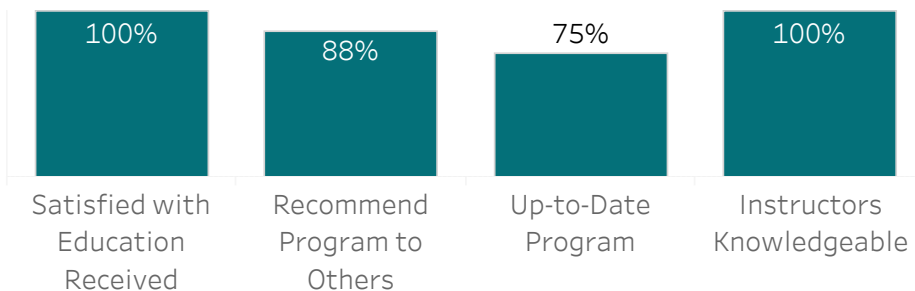


# Health Care Aide

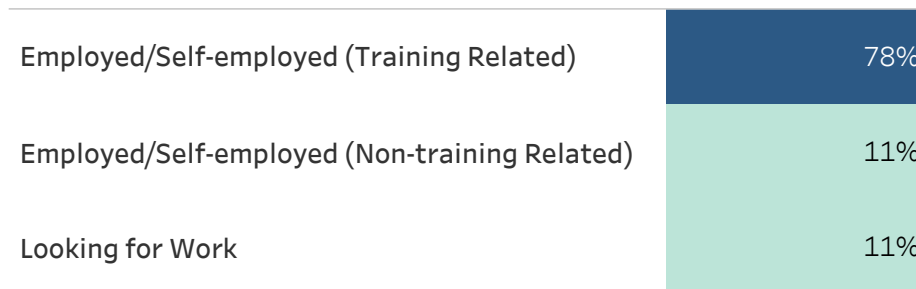
## Certificate

This program develops the knowledge and skills needed to become a health care worker who, under the supervision of a nurse, assists hospital patients, personal care home residents, or home care clients. Health care aides help people to remain independent by assisting them with their physical, emotional, and social needs and their daily activities.

## Satisfaction - 2017-18



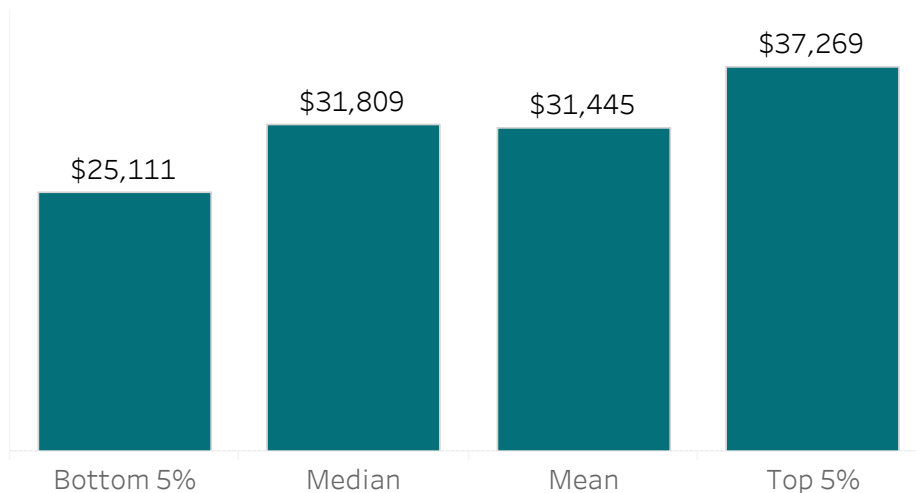
## Graduate Activity - 2017-18



## Three Year Comparison of Employed Respondents

	2016-17	2017-18
Number of Graduates	17	13
Number of Respondents	11	9
Number of Employed Respondents	10	8
Percentage of Employed Respondents	91%	89%
Number of Respondents Employed in Training Related Occupations	10	7
Percentage of Respondents Employed in Training Related Occupations	91%	78%

## Salary - Last Three Years

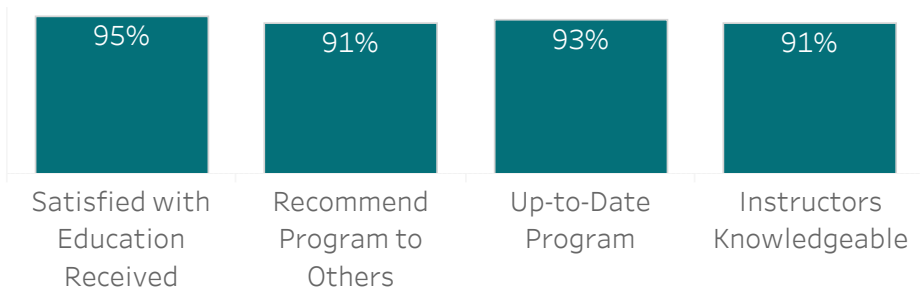




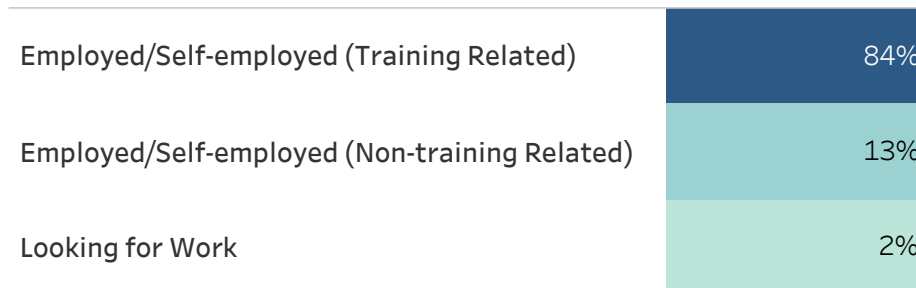
## All Programs in Winkler Campus

Winkler Campus provides several full-time programs related to Business, and Community Services, as well as a wide variety of part-time courses.

### Satisfaction - 2017-18



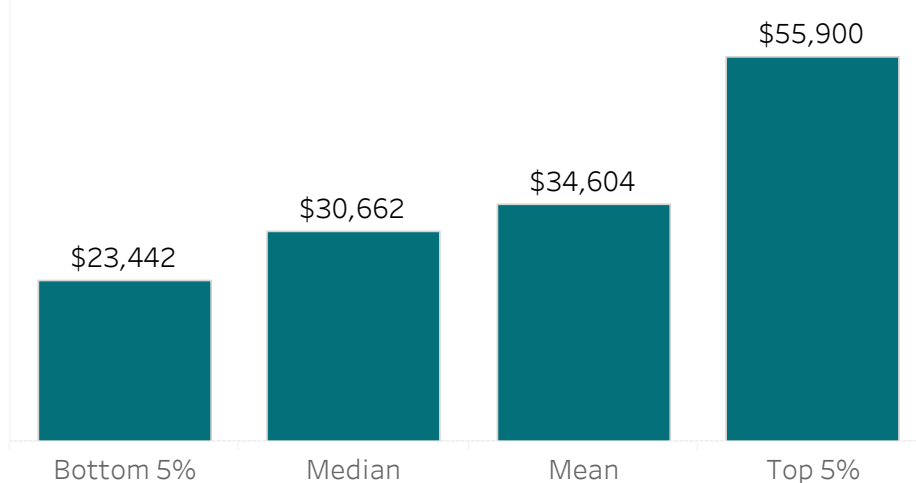
### Graduate Activity - 2017-18



### Three Year Comparison of Employed Respondents

	2015-16	2016-17	2017-18
Number of Graduates	98	81	56
Number of Respondents	71	43	45
Number of Employed Respondents	58	40	44
Percentage of Employed Respondents	82%	93%	98%
Number of Respondents Employed in Training Related Occupations	47	31	38
Percentage of Respondents Employed in Training Related Occupations	66%	72%	84%

### Salary - Last Three Years

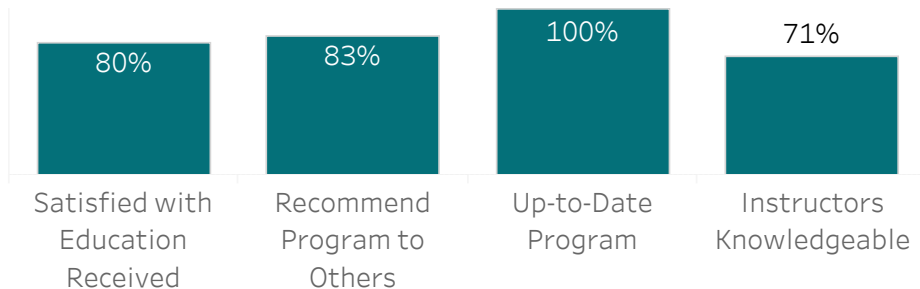


# Business Administration-Administration

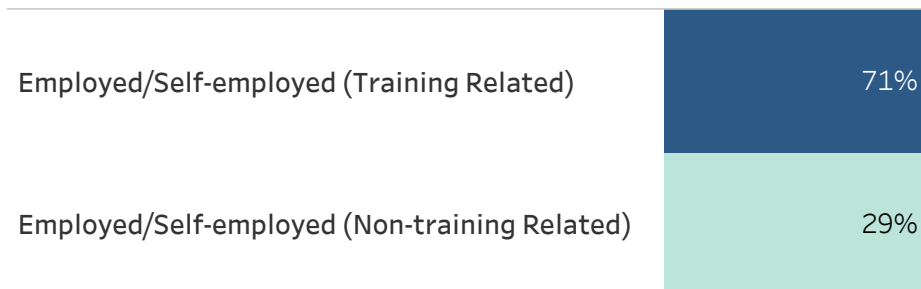
## Diploma

This program prepares graduates for a variety of careers in business and management. Students develop a potential for supervision and management through the study of business-related courses and practical projects.

Satisfaction - 2017-18



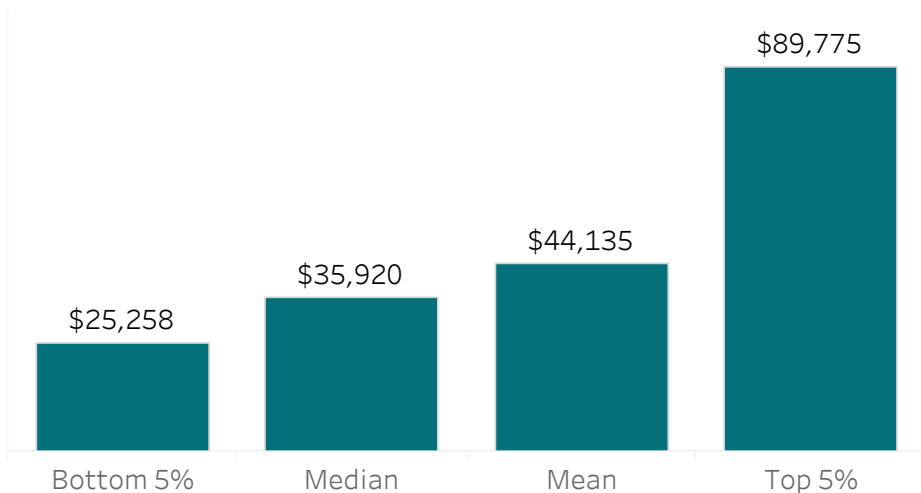
Graduate Activity - 2017-18



Three Year Comparison of Employed Respondents

	2015-16	2016-17	2017-18
Number of Graduates	7	4	7
Number of Respondents	6	2	7
Number of Employed Respondents	5	1	7
Percentage of Employed Respondents	83%	50%	100%
Number of Respondents Employed in Training Related Occupations	4	1	5
Percentage of Respondents Employed in Training Related Occupations	67%	50%	71%

Salary - Last Three Years

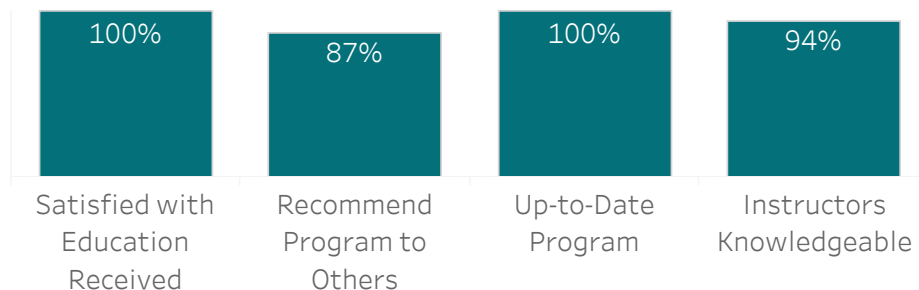


# Educational Assistant Certificate

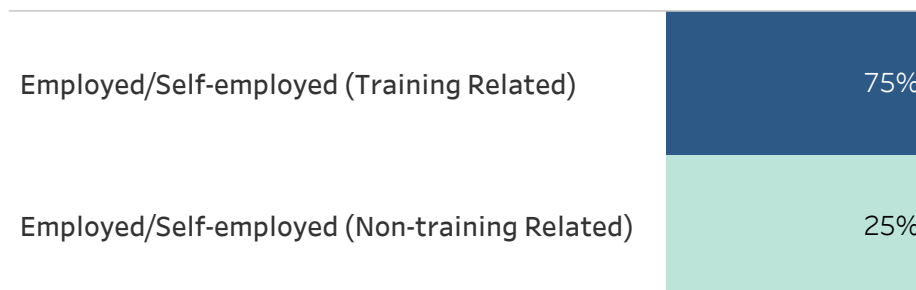
## Certificate

Graduates of this program are prepared for a career working with students in an educational setting to support the work of the teachers and clinicians. There is a focus on a variety of relevant topics ranging from inclusive education and learner characteristics to supporting the learning environment, managing behavior, and professionalism.

## Satisfaction - 2017-18



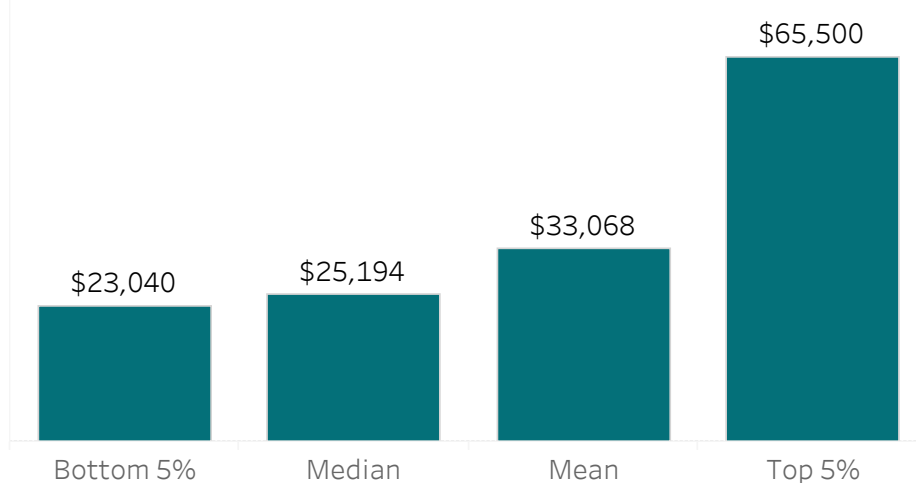
## Graduate Activity - 2017-18



## Three Year Comparison of Employed Respondents

	2015-16	2016-17	2017-18
Number of Graduates	16	14	19
Number of Respondents	13	11	16
Number of Employed Respondents	13	11	16
Percentage of Employed Respondents	100%	100%	100%
Number of Respondents Employed in Training Related Occupations	9	7	12
Percentage of Respondents Employed in Training Related Occupations	69%	64%	75%

## Salary - Last Three Years

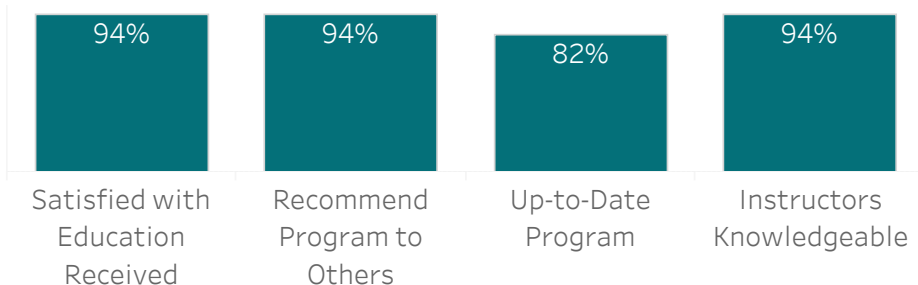


# Health Care Aide

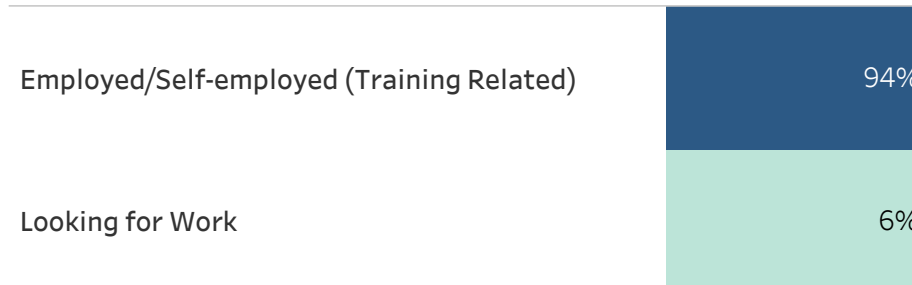
## Certificate

This program develops the knowledge and skills needed to become a health care worker who, under the supervision of a nurse, assists hospital patients, personal care home residents, or home care clients. Health care aides help people to remain independent by assisting them with their physical, emotional, and social needs and their daily activities.

## Satisfaction - 2017-18



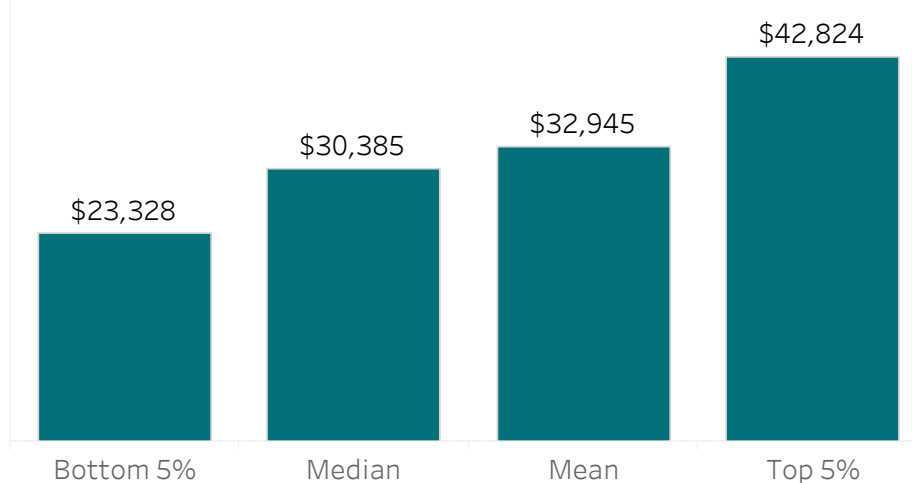
## Graduate Activity - 2017-18



## Three Year Comparison of Employed Respondents

	2015-16	2016-17	2017-18
Number of Graduates	43	38	25
Number of Respondents	30	15	18
Number of Employed Respondents	22	14	17
Percentage of Employed Respondents	73%	93%	94%
Number of Respondents Employed in Training Related Occupations	19	12	17
Percentage of Respondents Employed in Training Related Occupations	63%	80%	94%

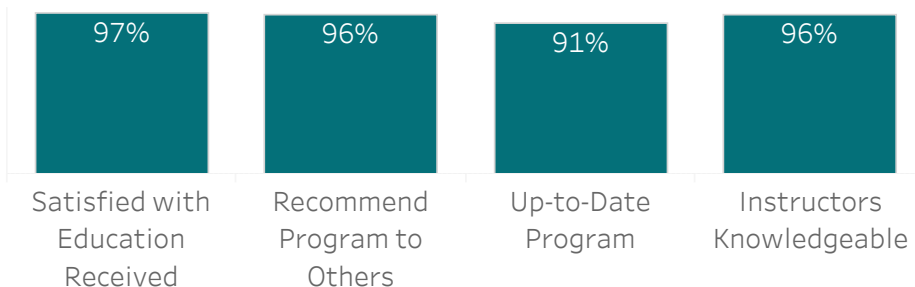
## Salary - Last Three Years



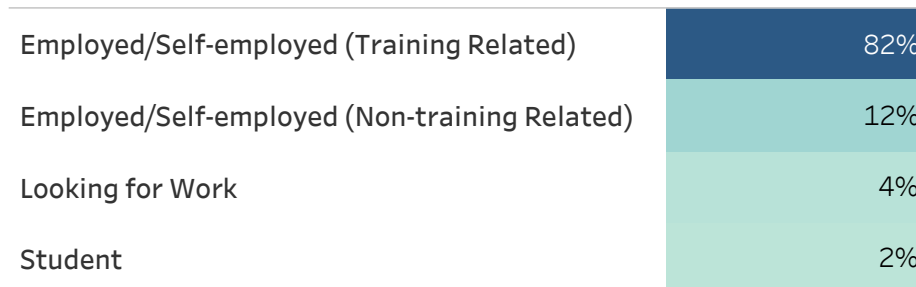
## All Programs in Skilled Trades & Technology

Skilled Trades & Technology comprises six divisions: Civil Engineering Technology, Construction Trades, Electrical/Electronics and Electrical, Mechanical & Manufacturing, Stevenson Aviation & Aerospace Training, and Transportation & Heavy Apprenticeship Trades. The School provides trades, technology, and apprenticeship education and occupational training to support the Manitoba economy and infrastructure at certificate, diploma, post diploma, and degree levels.

### Satisfaction - 2017-18



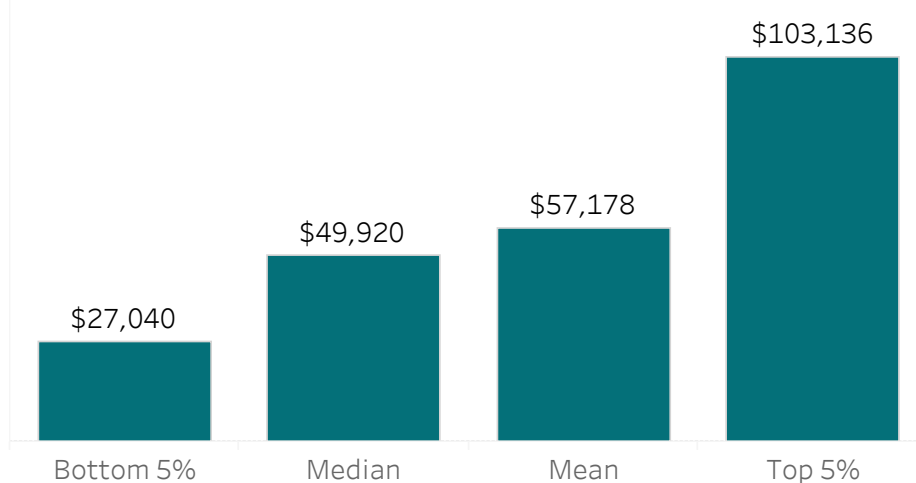
### Graduate Activity - 2017-18



### Three Year Comparison of Employed Respondents

	2015-16	2016-17	2017-18
Number of Graduates	1,713	1,897	1,776
Number of Respondents	753	654	799
Number of Employed Respondents	641	570	750
Percentage of Employed Respondents	85%	87%	94%
Number of Respondents Employed in Training Related Occupations	526	484	658
Percentage of Respondents Employed in Training Related Occupations	70%	74%	82%

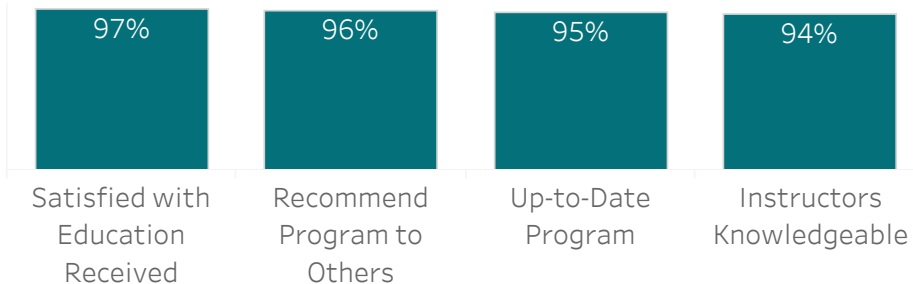
### Salary - Last Three Years



## All Programs in Civil Engineering Technology

Students in Civil Engineering programs learn about the design, construction, and maintenance of physical and naturally built environments, such as, roads, water supply, infrastructure projects and systems.

### Satisfaction - 2017-18



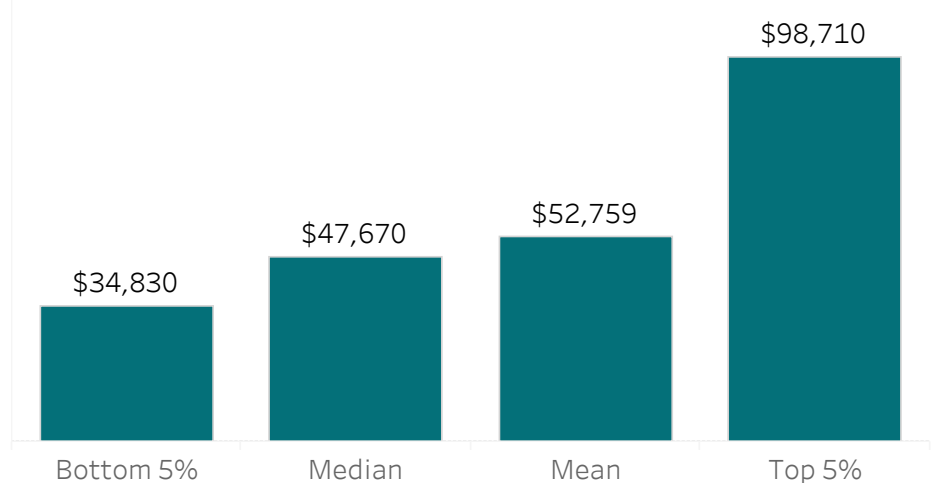
### Three Year Comparison of Employed Respondents

	2015-16	2016-17	2017-18
Number of Graduates	177	148	184
Number of Respondents	106	72	118
Number of Employed Respondents	96	62	110
Percentage of Employed Respondents	91%	86%	93%
Number of Respondents Employed in Training Related Occupations	88	50	99
Percentage of Respondents Employed in Training Related Occupations	83%	69%	84%

### Graduate Activity - 2017-18

Employed/Self-employed (Training Related)	84%
Employed/Self-employed (Non-training Related)	9%
Looking for Work	3%
Student	3%

### Salary - Last Three Years



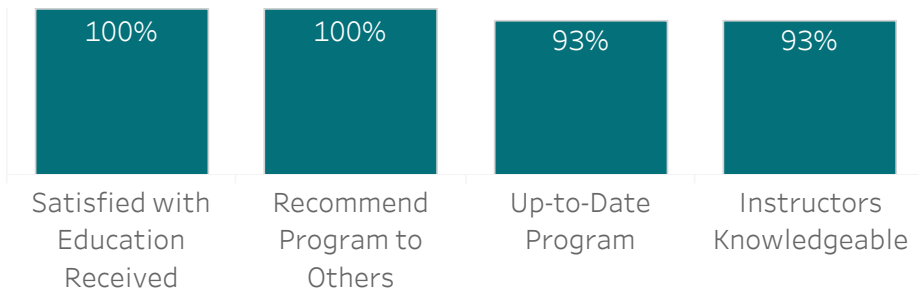
# Architectural/Engineering Technology

## Diploma

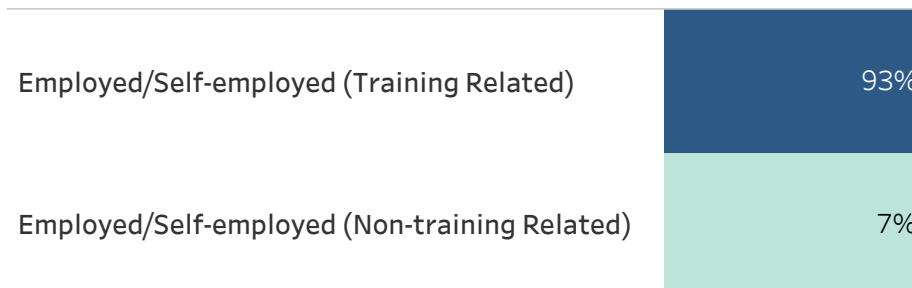
This program trains students in the principles and applications of engineering and architectural construction systems. This is a Co-operative Education program that integrates related on-the-job training with classroom theory by alternating terms of paid employment and academic study. Graduates can find careers in architectural systems & design, building systems engineering & design, computer-assisted design and drafting, site inspection and supervision, construction administration and project management, technical sales and support, and building sciences and environmental systems.

Note: A preliminary year of Civil Engineering Technology studies is required.

## Satisfaction - 2017-18



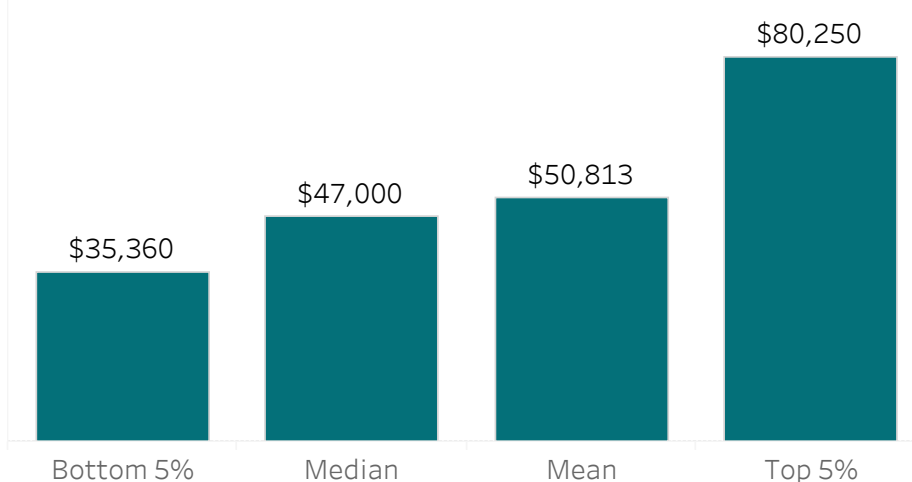
## Graduate Activity - 2017-18



## Three Year Comparison of Employed Respondents

	2015-16	2016-17	2017-18
Number of Graduates	21	19	19
Number of Respondents	14	13	14
Number of Employed Respondents	13	8	14
Percentage of Employed Respondents	93%	62%	100%
Number of Respondents Employed in Training Related Occupations	12	7	13
Percentage of Respondents Employed in Training Related Occupations	86%	54%	93%

## Salary - Last Three Years

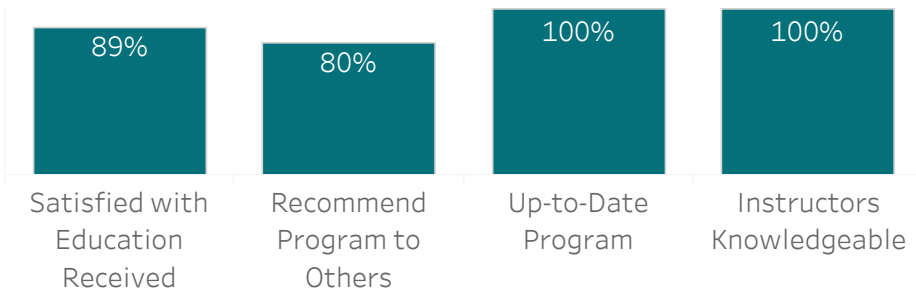


# Building Design Technology

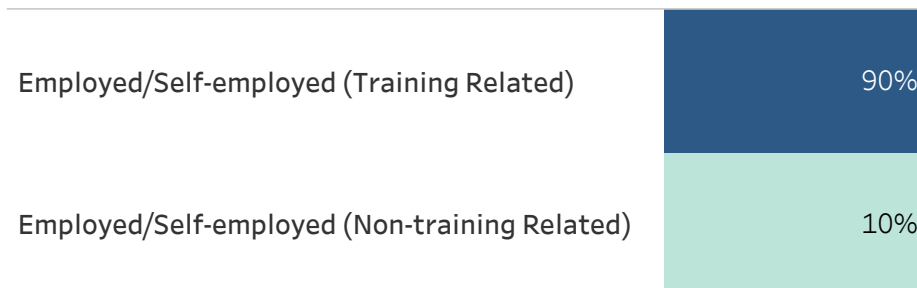
## Diploma

This program equips students with expertise in the latest technologies related to engineering construction systems. This is a Co-operative Education program that integrates related on-the-job training with classroom theory by alternating terms of paid employment and academic study. Graduates are prepared for careers in CAD (computer aided drafting), design and construction of building systems, site inspection and supervision, contract administration and project coordination, technical sales and support, and building sciences. Note: A preliminary year of Civil Engineering Technology studies is required.

## Satisfaction - 2017-18



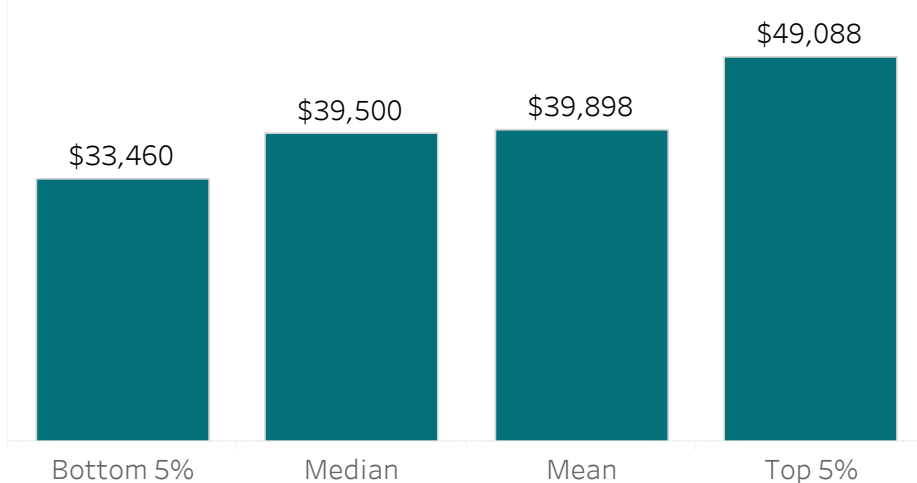
## Graduate Activity - 2017-18



## Three Year Comparison of Employed Respondents

	2015-16	2016-17	2017-18
Number of Graduates	13	10	12
Number of Respondents	8	5	10
Number of Employed Respondents	8	5	10
Percentage of Employed Respondents	100%	100%	100%
Number of Respondents Employed in Training Related Occupations	7	3	9
Percentage of Respondents Employed in Training Related Occupations	88%	60%	90%

## Salary - Last Three Years

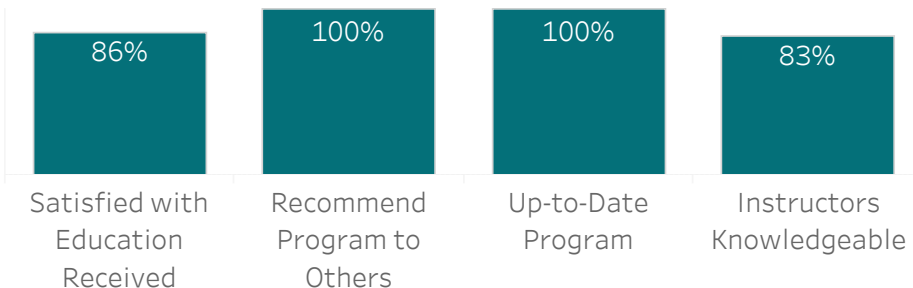




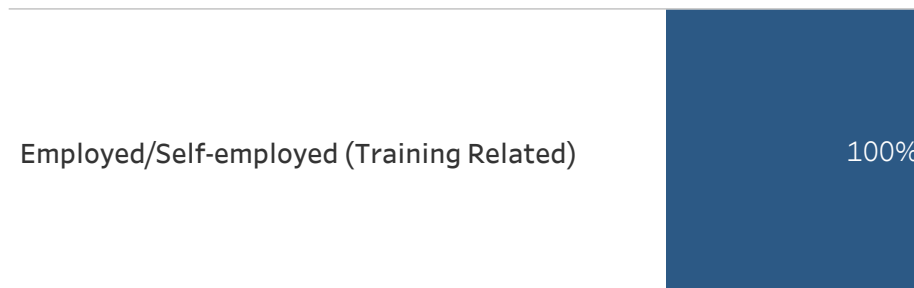
# Construction Management

**Degree**  
This degree program focuses on the management skills needed in heavy, industrial and commercial, and residential construction. Students learn how to work effectively in all construction management settings. Program learning outcomes comply with codes, laws, and regulations while respecting sustainable environmental practices. This is a Co-operative Education program that integrates related on-the-job training with classroom theory by alternating terms of paid employment and academic study.

Satisfaction - 2017-18



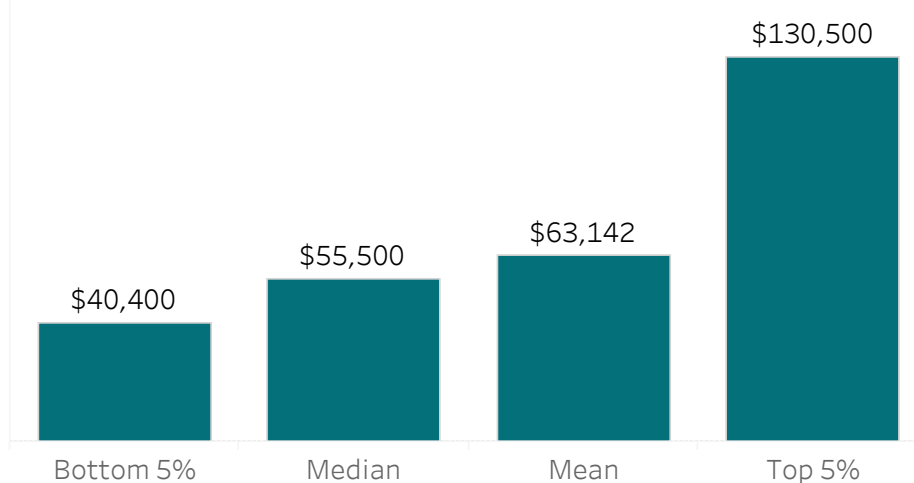
Graduate Activity - 2017-18



Three Year Comparison of Employed Respondents

	2015-16	2016-17	2017-18
Number of Graduates	22	23	14
Number of Respondents	16	5	7
Number of Employed Respondents	16	5	7
Percentage of Employed Respondents	100%	100%	100%
Number of Respondents Employed in Training Related Occupations	16	5	7
Percentage of Respondents Employed in Training Related Occupations	100%	100%	100%

Salary - Last Three Years

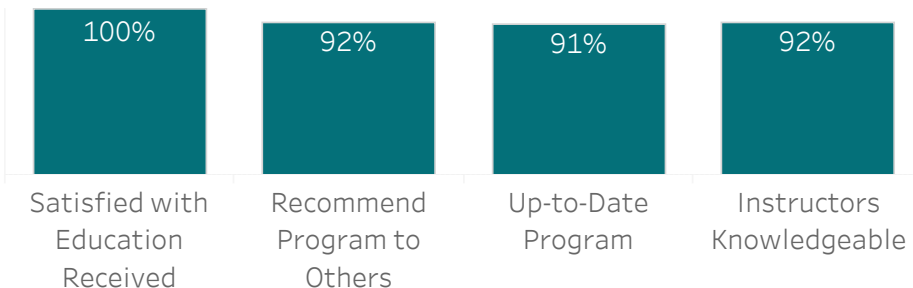


# Environmental Engineering Technology

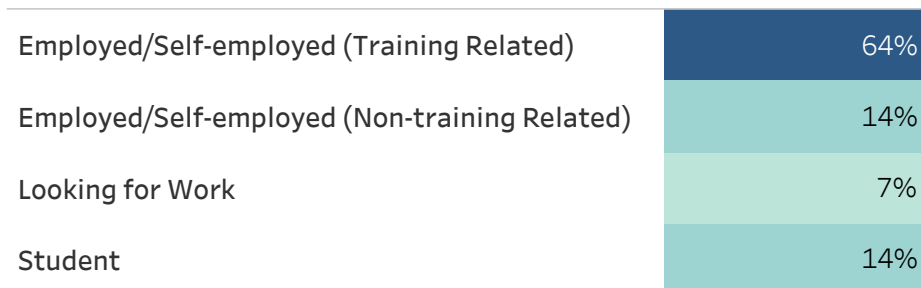
## Diploma

Students acquire knowledge and skills in areas such as: Environmental Sciences, Water Resources, Water & Wastewater Treatment, Waste Management, Geographic Information Systems (GIS), and Environmental Management. This is a Co-operative Education program that integrates related on-the-job training with classroom theory by alternating terms of paid employment and academic study. Graduates find employment with consulting engineering firms, resource-based industries, construction and development companies, inspection and testing agencies, manufacturers, material suppliers, governments and crown corporations. Note: A preliminary year of Civil Engineering Technology studies is required.

## Satisfaction - 2017-18



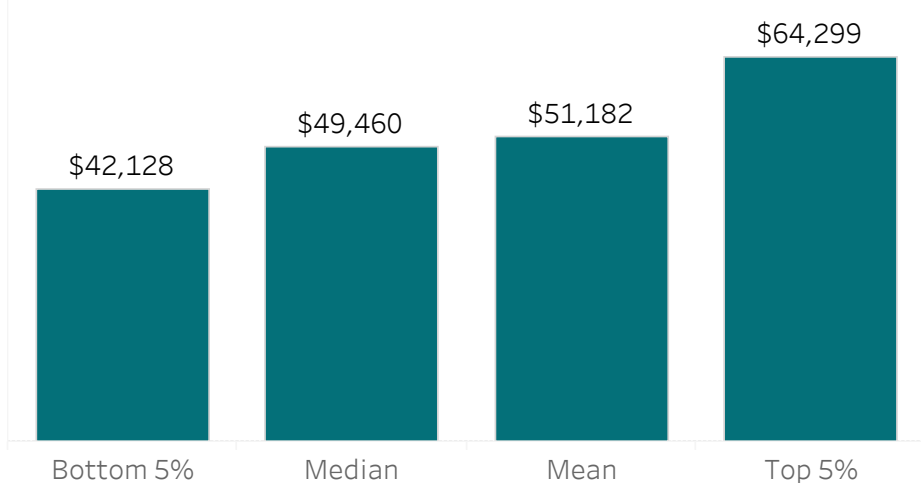
## Graduate Activity - 2017-18



## Three Year Comparison of Employed Respondents

	2017-18
Number of Graduates	18
Number of Respondents	14
Number of Employed Respondents	11
Percentage of Employed Respondents	79%
Number of Respondents Employed in Training Related Occupations	9
Percentage of Respondents Employed in Training Related Occupations	64%

## Salary - Last Three Years

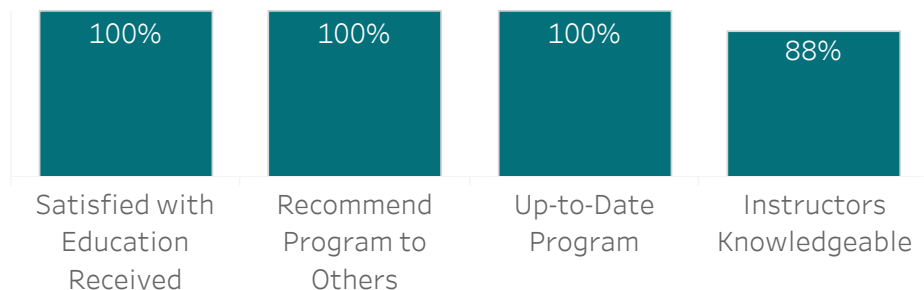


# Geographic Information Systems Technology

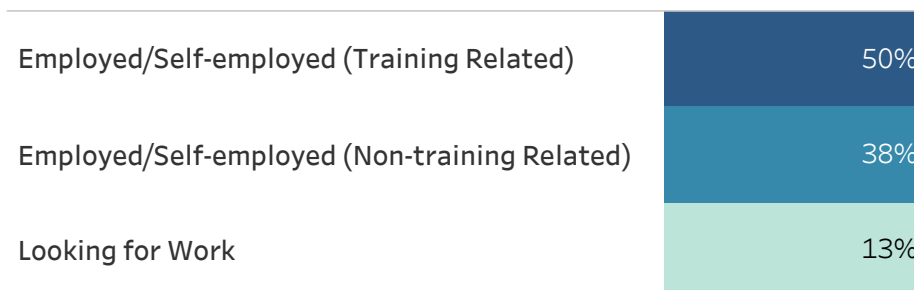
## Post-Graduate Diploma

This program provides technologists and other persons with technical and conceptual skills in the design, development, and implementation of Geographic Information Systems (GIS). The program consists of four themes: data collection, data management and manipulation, geospatial data analysis and geospatial logic, and cartographic principles and design. Graduates have found employment in municipal agencies, resource industries and utilities organizations.

## Satisfaction - 2017-18



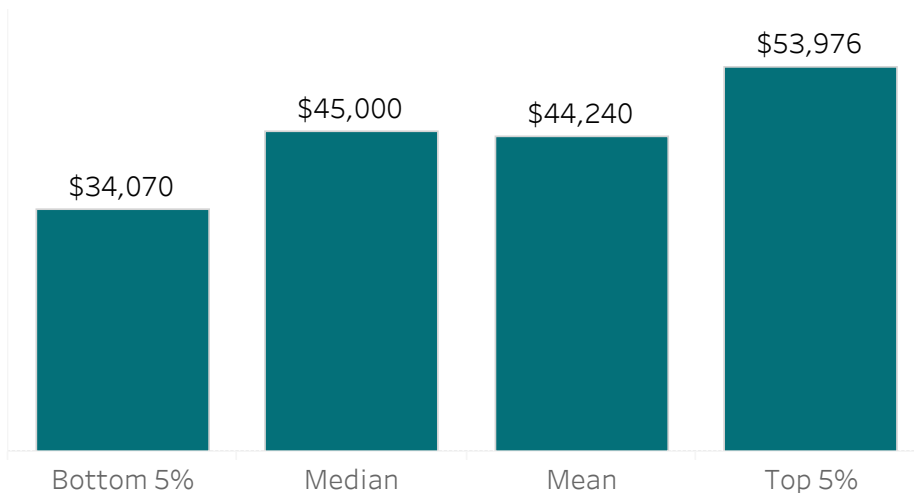
## Graduate Activity - 2017-18



## Three Year Comparison of Employed Respondents

	2015-16	2016-17	2017-18
Number of Graduates	7	11	11
Number of Respondents	6	6	8
Number of Employed Respondents	5	6	7
Percentage of Employed Respondents	83%	100%	88%
Number of Respondents Employed in Training Related Occupations	4	1	4
Percentage of Respondents Employed in Training Related Occupations	67%	17%	50%

## Salary - Last Three Years

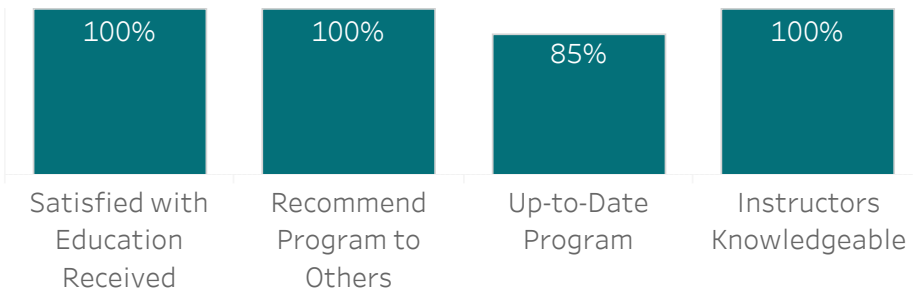


# Geomatics Technology

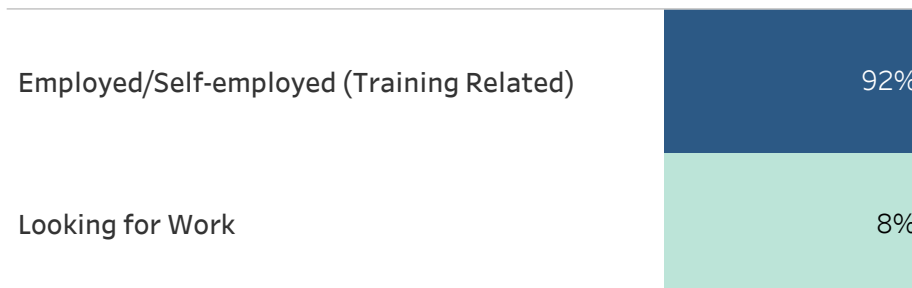
## Diploma

This program provides training in the principles and applications of surveying. Graduates have the skills needed for careers in construction layout of civil works; CAD surveying applications, mapping and digital photogrammetry, land survey measurements in GPS and Total Station technologies, engineering or land survey field crew and site supervision, and technical sales and support. This is a Co-operative Education program that integrates related on-the-job training with classroom theory by alternating terms of paid employment and academic study. Note: A preliminary year of Civil Engineering Technology studies is required.

## Satisfaction - 2017-18



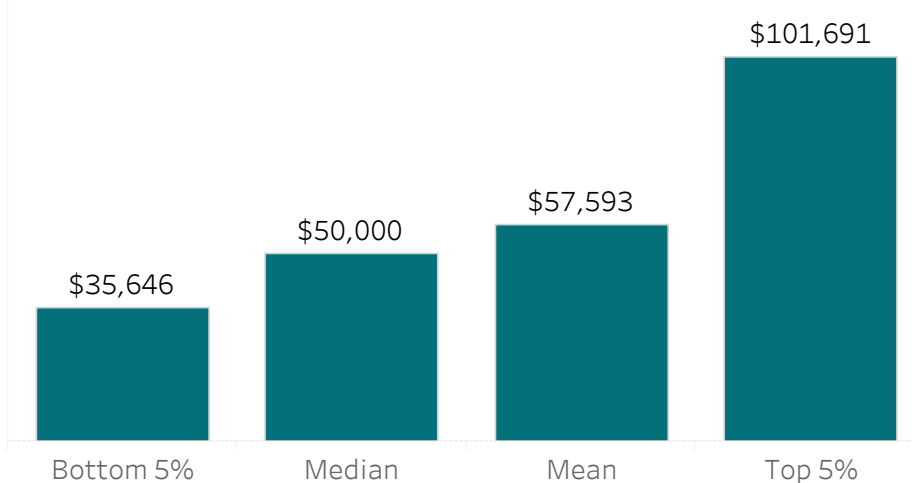
## Graduate Activity - 2017-18



## Three Year Comparison of Employed Respondents

	2015-16	2016-17	2017-18
Number of Graduates	14	19	16
Number of Respondents	9	7	13
Number of Employed Respondents	8	7	12
Percentage of Employed Respondents	89%	100%	92%
Number of Respondents Employed in Training Related Occupations	8	6	12
Percentage of Respondents Employed in Training Related Occupations	89%	86%	92%

## Salary - Last Three Years

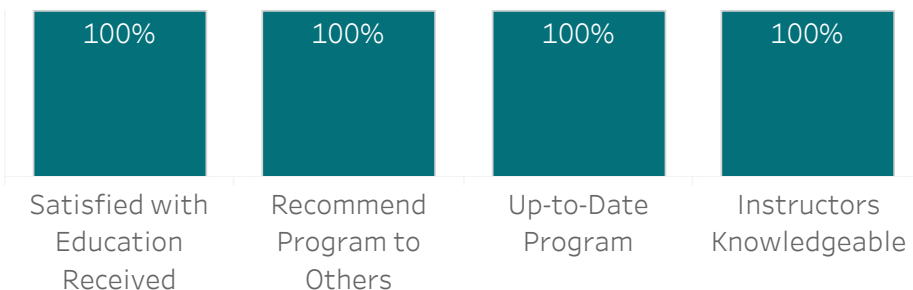


# Greenspace Horticulture

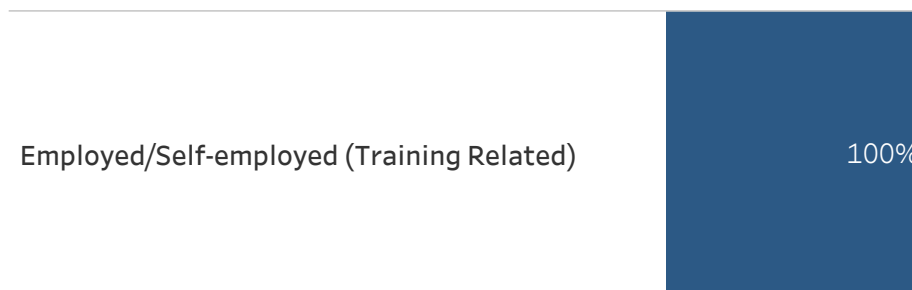
## Diploma

Students develop the knowledge and skill required to construct and manage landscape areas such as parks, botanical gardens, cemeteries and residential and commercial landscapes. This is a Co-operative Education program that integrates related on-the-job training with classroom theory by alternating terms of paid employment and academic study. The program focuses on Horticulture, Greenspace maintenance including Ornamental plantings, Turf, Infrastructure maintenance, Arboriculture, Residential landscape, design and construction, Integrated pest management, Irrigation system management, and Equipment operation and maintenance. Note: This replaces Greenspace Management

## Satisfaction - 2017-18



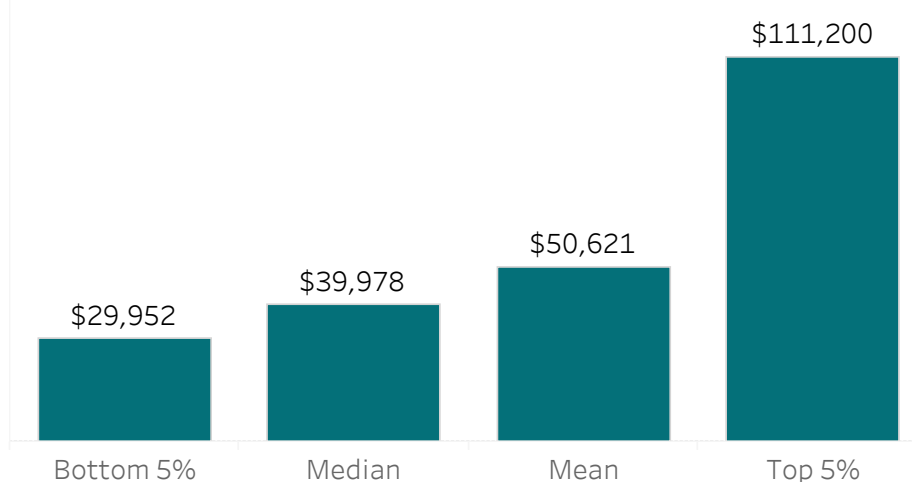
## Graduate Activity - 2017-18



## Three Year Comparison of Employed Respondents

	2015-16	2016-17	2017-18
Number of Graduates	18	6	13
Number of Respondents	8	4	5
Number of Employed Respondents	8	4	5
Percentage of Employed Respondents	100%	100%	100%
Number of Respondents Employed in Training Related Occupations	7	4	5
Percentage of Respondents Employed in Training Related Occupations	88%	100%	100%

## Salary - Last Three Years

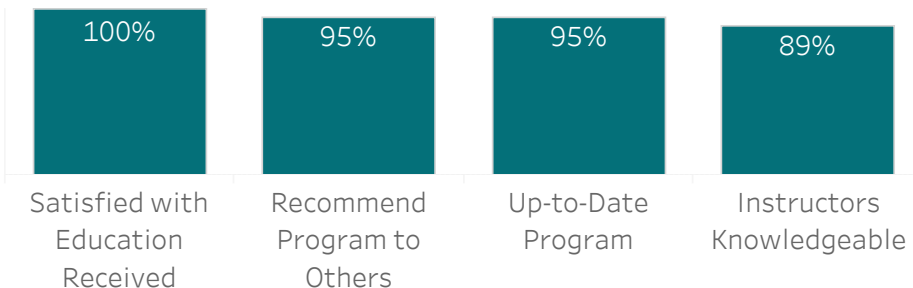


# Municipal Engineering Technology

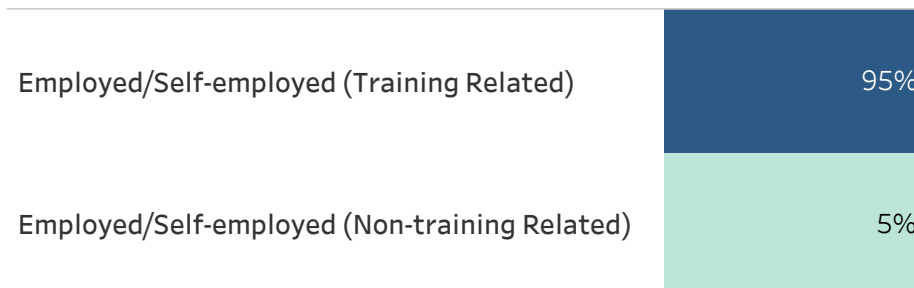
## Diploma

This program develops the knowledge and skills needed for municipal design and construction. It includes a Co-operative Education option that integrates related on-the-job training with classroom theory by alternating terms of paid employment and academic study. Graduates work in careers in design and construction of civil works and municipal infrastructure; computer assisted design and drafting; project inspection, testing, and supervision; construction administration and project management; and technical sales and support. Note: A preliminary year of Civil Engineering Technology studies is required.

## Satisfaction - 2017-18



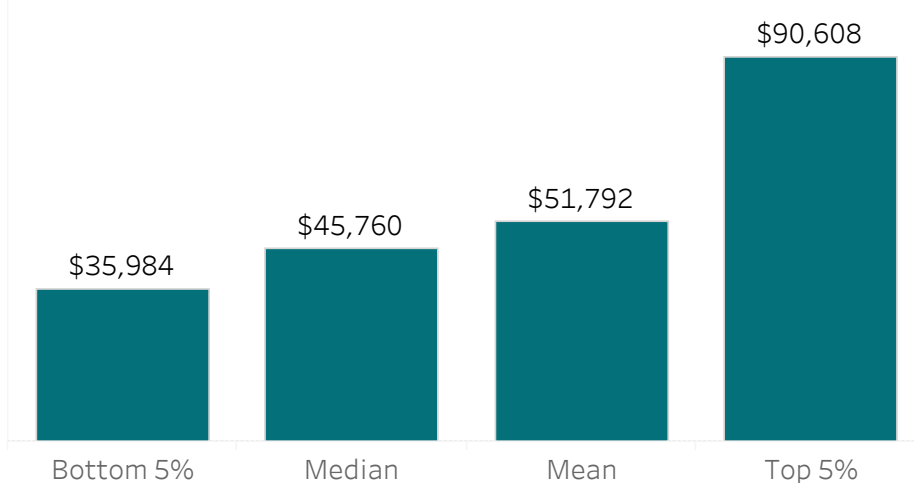
## Graduate Activity - 2017-18



## Three Year Comparison of Employed Respondents

	2015-16	2016-17	2017-18
Number of Graduates	38	23	31
Number of Respondents	24	15	19
Number of Employed Respondents	24	12	19
Percentage of Employed Respondents	100%	80%	100%
Number of Respondents Employed in Training Related Occupations	22	12	18
Percentage of Respondents Employed in Training Related Occupations	92%	80%	95%

## Salary - Last Three Years

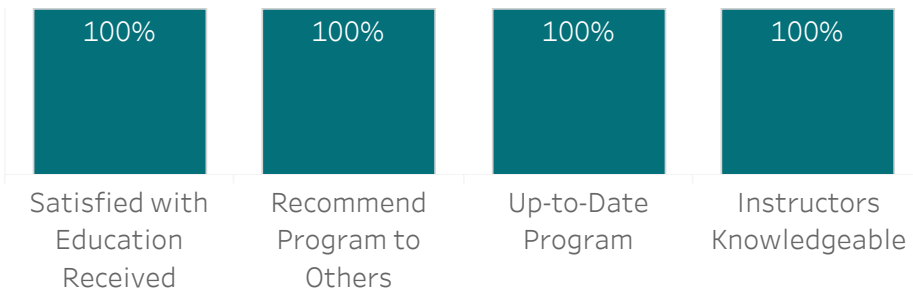


# Structural Engineering Technology

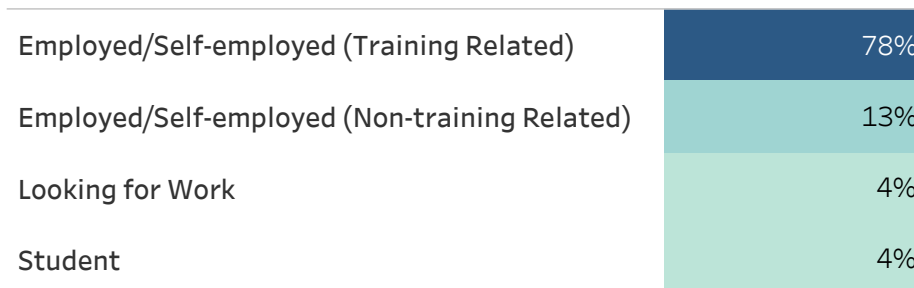
## Diploma

Students acquire knowledge and skills for careers in design and construction of building systems, computer-assisted design and drafting, site inspection, testing and supervision, construction administration and project management, and technical sales and support. This is a Co-operative Education program that integrates related on-the-job training with classroom theory by alternating terms of paid employment and academic study. Note: A preliminary year of Civil Engineering Technology studies is required.

## Satisfaction - 2017-18



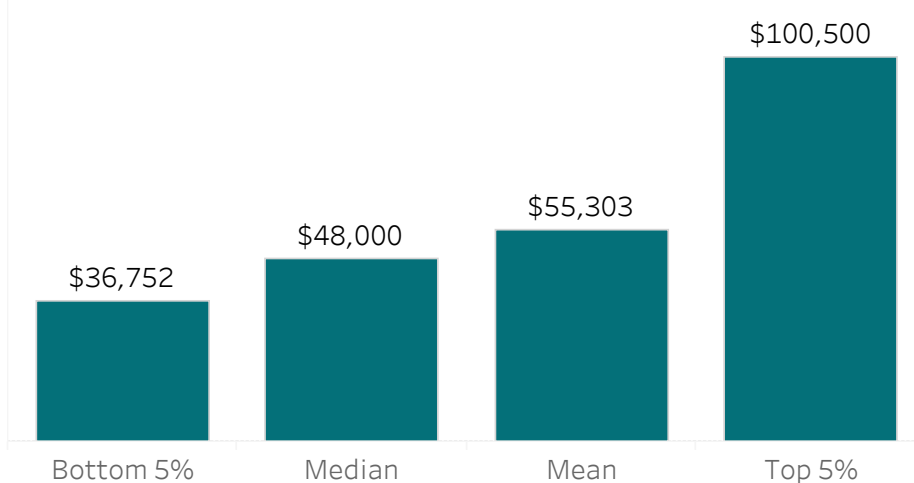
## Graduate Activity - 2017-18



## Three Year Comparison of Employed Respondents

	2015-16	2016-17	2017-18
Number of Graduates	35	23	42
Number of Respondents	16	11	23
Number of Employed Respondents	10	10	21
Percentage of Employed Respondents	63%	91%	91%
Number of Respondents Employed in Training Related Occupations	9	7	18
Percentage of Respondents Employed in Training Related Occupations	56%	64%	78%

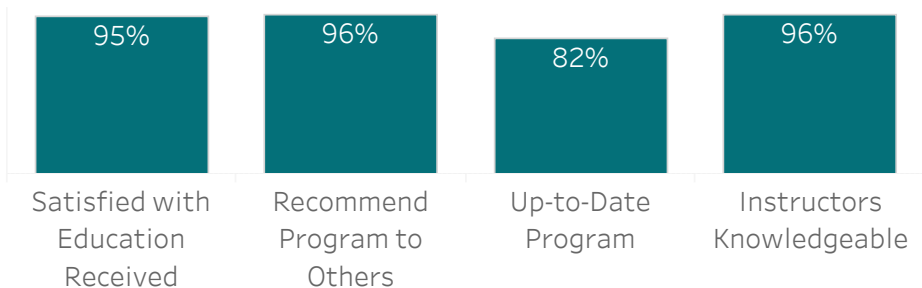
## Salary - Last Three Years



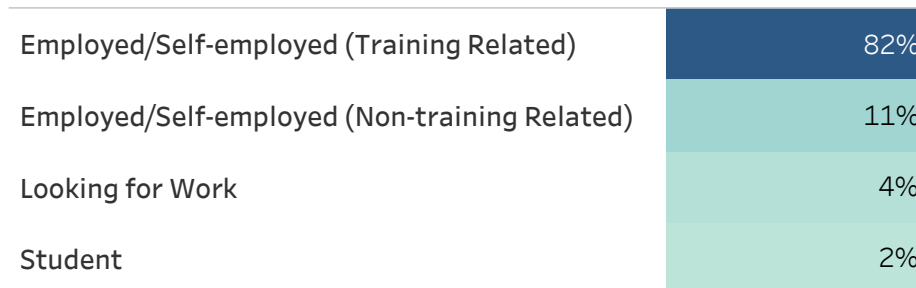
## All Programs in Construction Trades

The programs in this division provide students with training in trades related the carpentry, plumbing, and refrigeration industry.

### Satisfaction - 2017-18



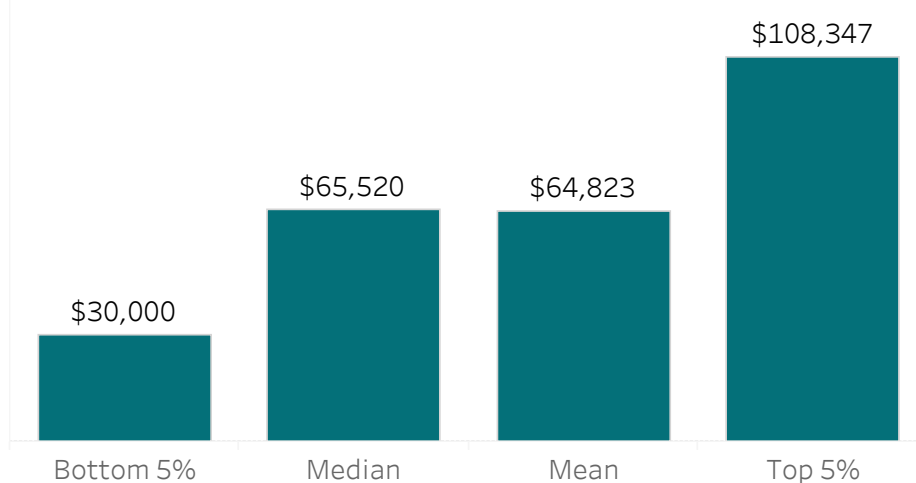
### Graduate Activity - 2017-18



### Three Year Comparison of Employed Respondents

	2015-16	2016-17	2017-18
Number of Graduates	535	646	549
Number of Respondents	198	163	203
Number of Employed Respondents	168	148	190
Percentage of Employed Respondents	85%	91%	94%
Number of Respondents Employed in Training Related Occupations	140	129	167
Percentage of Respondents Employed in Training Related Occupations	71%	79%	82%

### Salary - Last Three Years



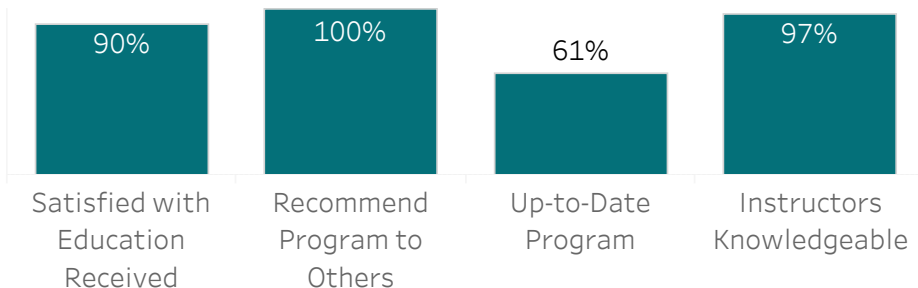


# App Carpenter

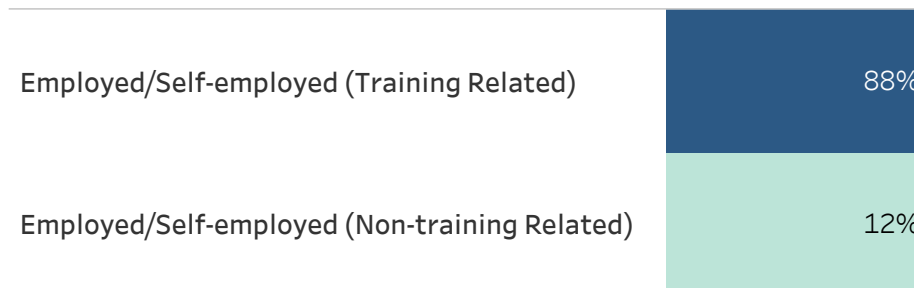
## Diploma

Carpenters work on a wide variety of tasks associated with building and repairing whole, or parts of, buildings and other structures made of wood, wood substitutes, steel and other materials. Working in all areas of both the private and commercial construction industries, as well as in maintenance and renovations, carpenters crib basements, build house frameworks, walls, roofs and exterior finishes, and install doors, windows, flooring, cabinets, stairs, handrails, panelling, moulding and ceiling tiles. They are also responsible for building concrete forms, scaffolding, bridges, trestles, tunnels, shelters, towers and other structures.

## Satisfaction - 2017-18



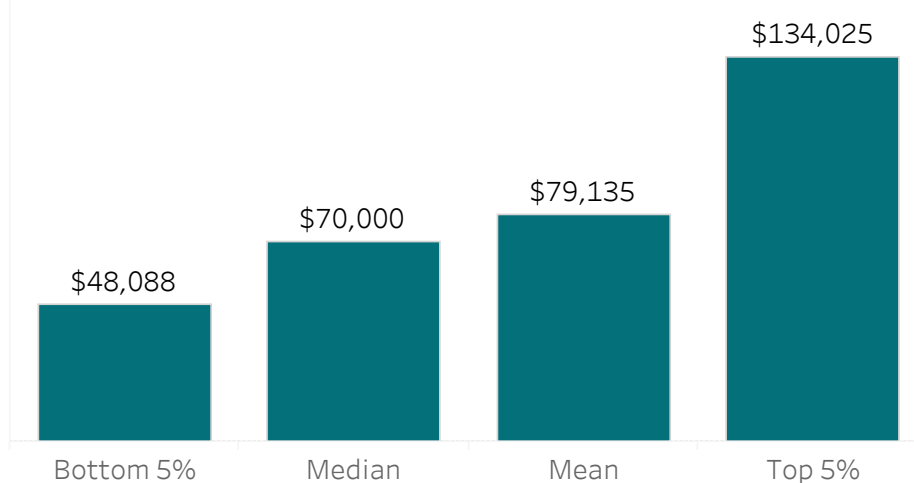
## Graduate Activity - 2017-18



## Three Year Comparison of Employed Respondents

	2015-16	2016-17	2017-18
Number of Graduates	112	110	124
Number of Respondents	44	24	34
Number of Employed Respondents	41	22	34
Percentage of Employed Respondents	93%	92%	100%
Number of Respondents Employed in Training Related Occupations	40	22	30
Percentage of Respondents Employed in Training Related Occupations	91%	92%	88%

## Salary - Last Three Years

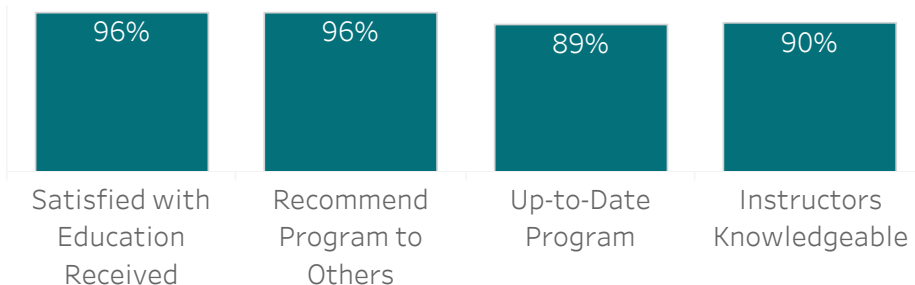


# App Common Core Domestic Gasfitter B

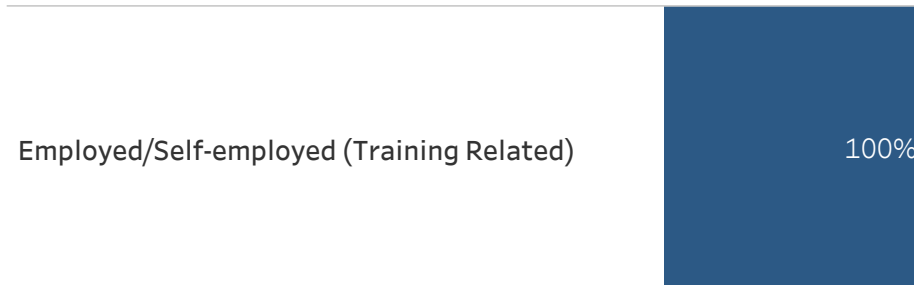
## Certificate

Gasfitters install, inspect, repair and maintain gas lines and gas equipment such as meters, regulators, heating units and appliances in residential, commercial and industrial establishments. This also includes testing and replacing defective equipment, attending to gas-escape calls and assisting in the investigation of gas fires and explosions, advising clients on safety features and maintenance of gas units, converting cars or appliances to use natural gas fuels, preparing work reports, reading and interpreting drawings and blueprints. Gasfitters are employed by gas utility companies and gas servicing companies and also work in new home building and renovation, heavy industrial, and institutional and commercial construction sectors.

## Satisfaction - 2017-18



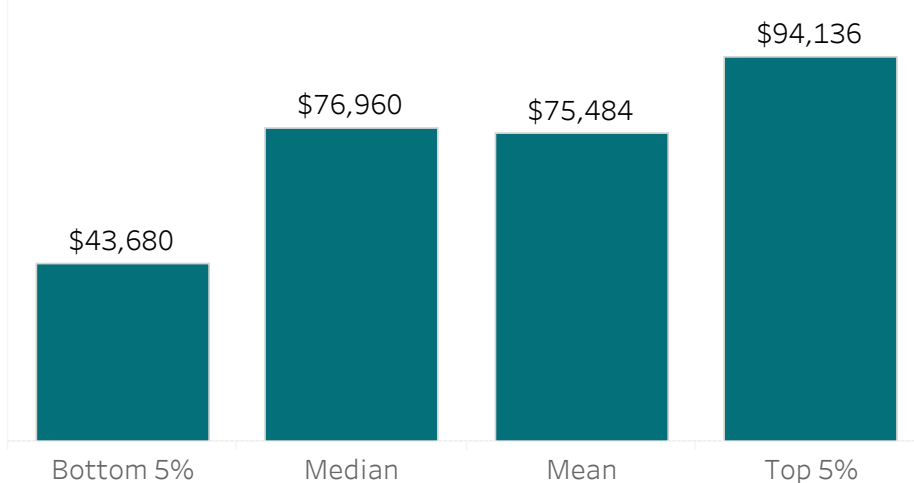
## Graduate Activity - 2017-18



## Three Year Comparison of Employed Respondents

	2015-16	2016-17	2017-18
Number of Graduates	42	101	104
Number of Respondents	13	27	29
Number of Employed Respondents	12	26	29
Percentage of Employed Respondents	92%	96%	100%
Number of Respondents Employed in Training Related Occupations	12	25	29
Percentage of Respondents Employed in Training Related Occupations	92%	93%	100%

## Salary - Last Three Years

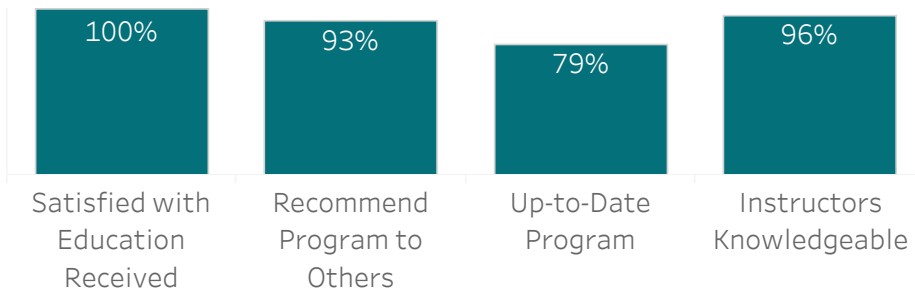


# App Plumber

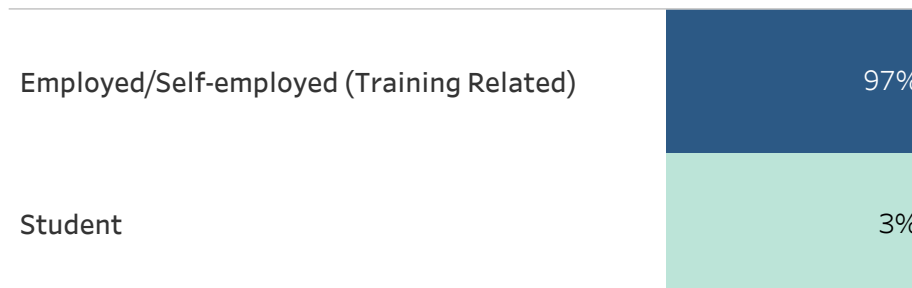
## Diploma

Plumbers plan, install, maintain, inspect and repair plumbing systems, fixtures, equipment and controls in residential and commercial buildings. Some plumbers install piping systems in new home construction, commercial, industrial and public buildings. Others are experts in the retrofitting, repair and maintenance of existing systems. In smaller communities, plumbers generally do a wider variety of plumbing and related tasks, including installing private sewage disposal systems and potable (drinking) water distribution systems. Plumbers must be able to read blueprints and project specifications to determine the layout for the plumbing and other materials. They may work with pipes made from iron, steel, lead, copper, plastic, glass and cement and need to know the particular characteristics of the substances being carried in the pipes. Construction companies, heating and plumbing contractors, and maintenance departments of plants, factories, governments and schools are all major employers of plumbers.

## Satisfaction - 2017-18



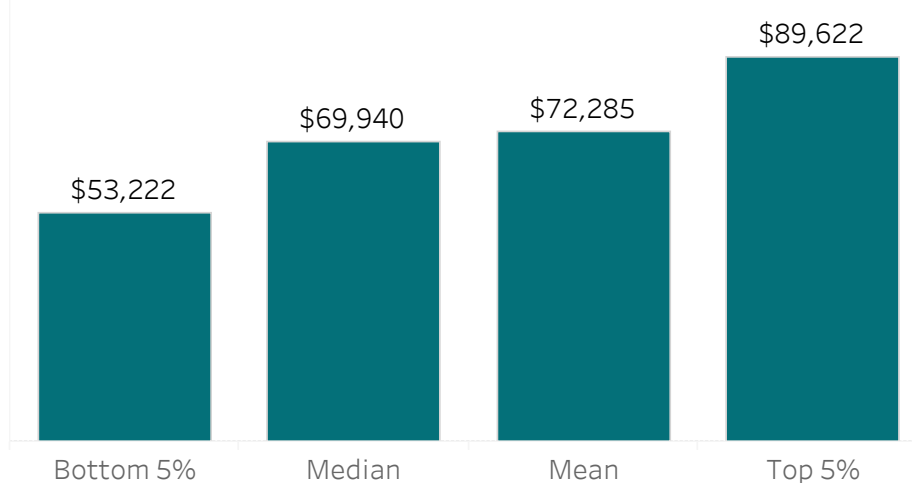
## Graduate Activity - 2017-18



## Three Year Comparison of Employed Respondents

	2015-16	2016-17	2017-18
Number of Graduates	80	89	73
Number of Respondents	25	20	30
Number of Employed Respondents	20	18	29
Percentage of Employed Respondents	80%	90%	97%
Number of Respondents Employed in Training Related Occupations	19	18	29
Percentage of Respondents Employed in Training Related Occupations	76%	90%	97%

## Salary - Last Three Years

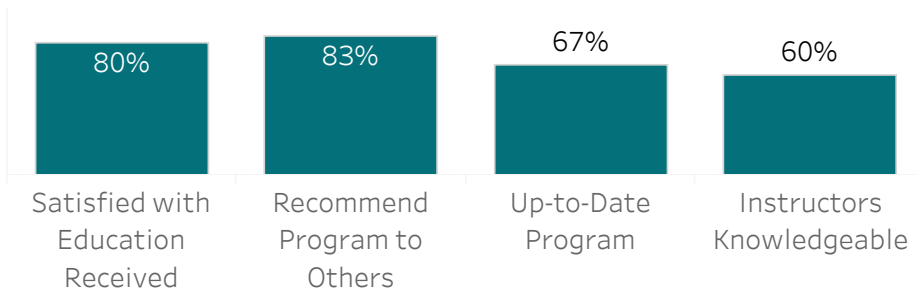


# App Refrigeration & Air Conditioning Mechanic Commercial

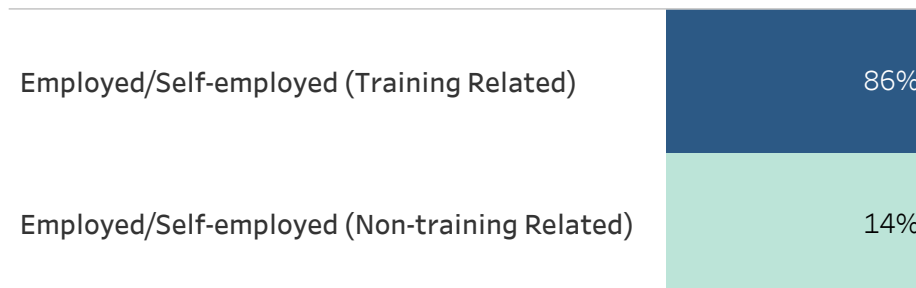
## Diploma

In Manitoba, you can train to be a commercial refrigeration and air conditioning mechanic OR a residential refrigeration and air conditioning mechanic. Mechanics in this trade install, repair, service, replace and maintain a variety of air conditioning and heating equipment, as well as ventilation and air exchange systems. Commercial mechanics work in buildings such as apartments, restaurants, hospitals and ice rinks. Residential mechanics work in private residences. Major employers include air conditioning contractors, refrigeration equipment dealers, truck transportation firms and storage warehouses.

## Satisfaction - 2017-18



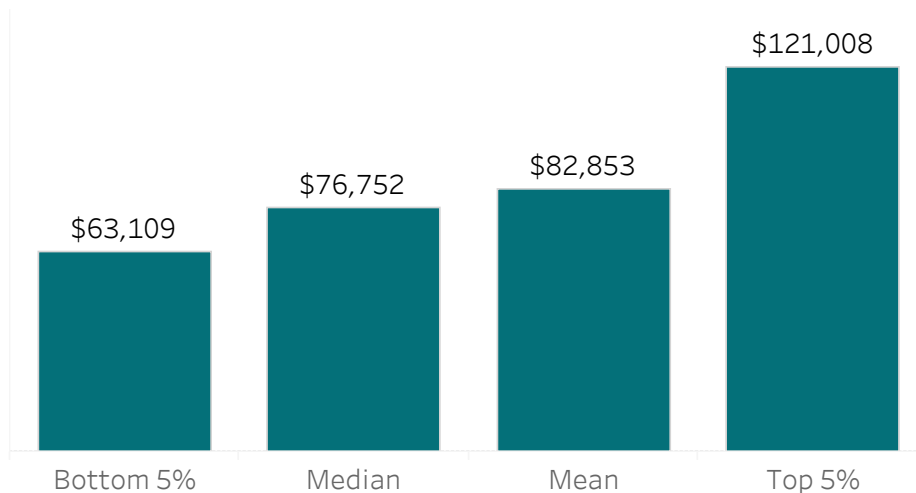
## Graduate Activity - 2017-18



## Three Year Comparison of Employed Respondents

	2015-16	2016-17	2017-18
Number of Graduates	32	29	24
Number of Respondents	5	11	7
Number of Employed Respondents	5	11	7
Percentage of Employed Respondents	100%	100%	100%
Number of Respondents Employed in Training Related Occupations	5	11	6
Percentage of Respondents Employed in Training Related Occupations	100%	100%	86%

## Salary - Last Three Years

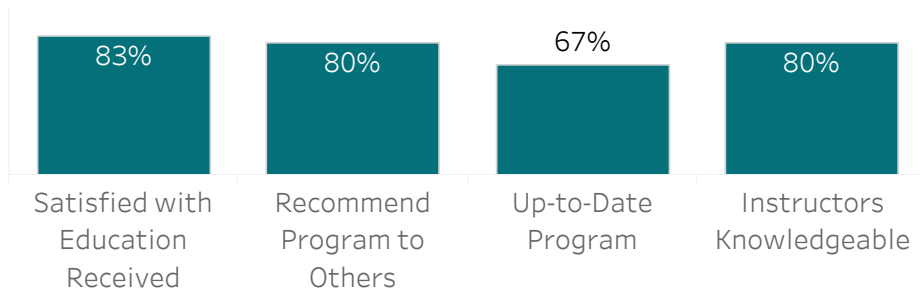


# App Sheet Metal Worker

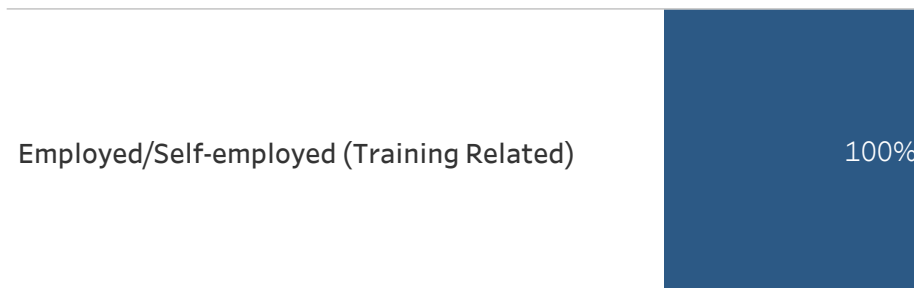
## Diploma

After reading blueprints and orders, sheet metal workers lay out, cut, shape and finish sheet metal using hand and power tools and join the sheet metal using welding tools, rivets, screws and folding. Potential employers include bus, farm equipment and aircraft manufacturers; metal fabrication shops and railways; air conditioning and heating contractors in residential, commercial and industrial construction; roofing contractors.

## Satisfaction - 2017-18



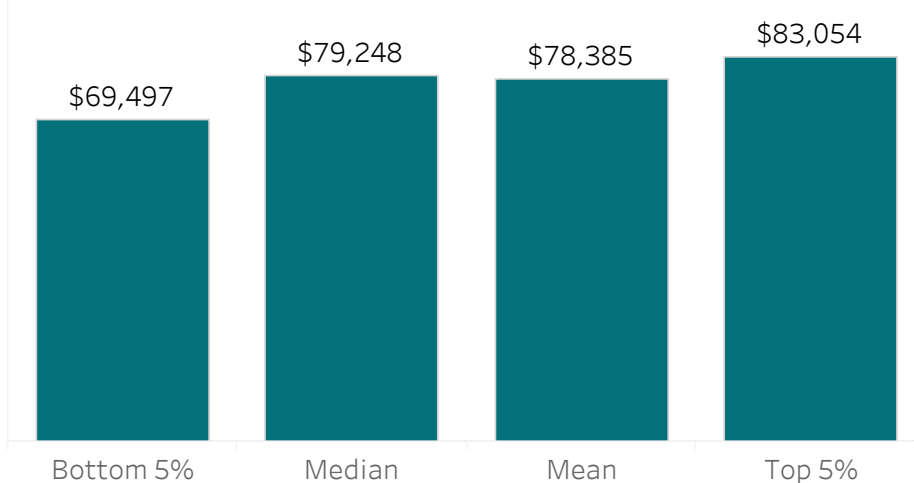
## Graduate Activity - 2017-18



## Three Year Comparison of Employed Respondents

	2015-16	2016-17	2017-18
Number of Graduates	18	12	21
Number of Respondents	4	4	6
Number of Employed Respondents	4	4	6
Percentage of Employed Respondents	100%	100%	100%
Number of Respondents Employed in Training Related Occupations	4	4	6
Percentage of Respondents Employed in Training Related Occupations	100%	100%	100%

## Salary - Last Three Years

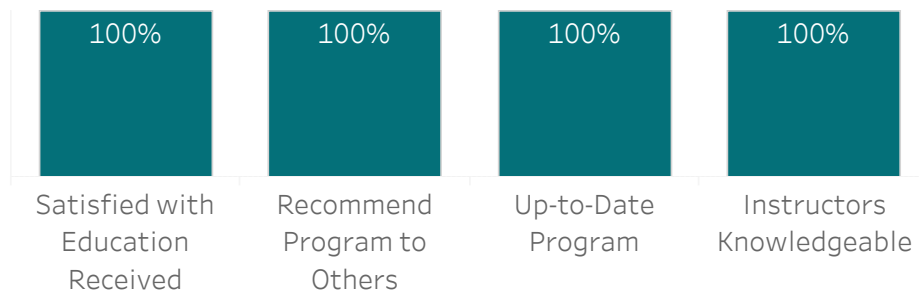


# Cabinetry and Woodworking - Certificate

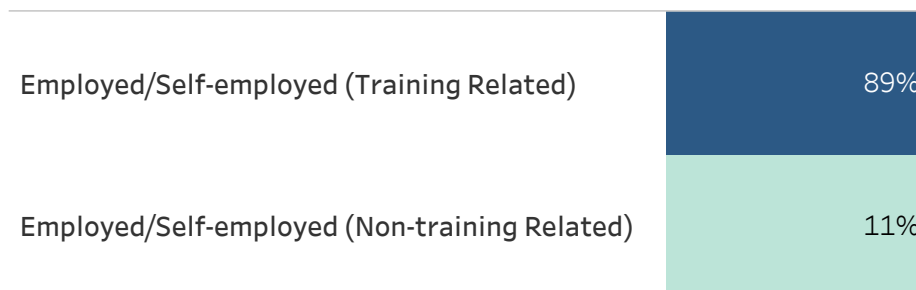
## Certificate

This program equips students with the knowledge and skills needed to work at an entry-level position in a cabinet or millwork shop, working with the tools and materials to build cabinets and furniture. Students learn about the safe operation of tools and equipment used to produce cabinets, furniture, and other wood products. Graduates understand the basics of construction and finishing techniques, materials and hardware, and blueprint reading.

## Satisfaction - 2017-18



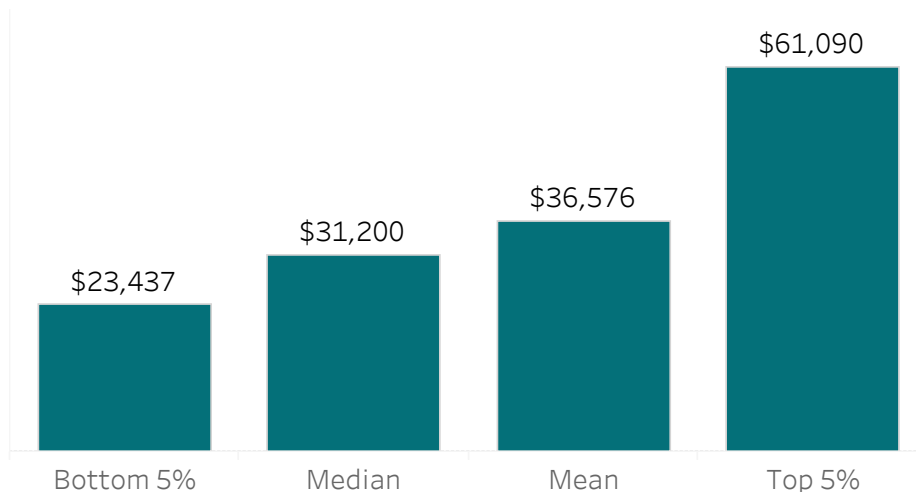
## Graduate Activity - 2017-18



## Three Year Comparison of Employed Respondents

	2015-16	2016-17	2017-18
Number of Graduates	15	10	13
Number of Respondents	11	6	9
Number of Employed Respondents	8	5	9
Percentage of Employed Respondents	73%	83%	100%
Number of Respondents Employed in Training Related Occupations	6	3	8
Percentage of Respondents Employed in Training Related Occupations	55%	50%	89%

## Salary - Last Three Years

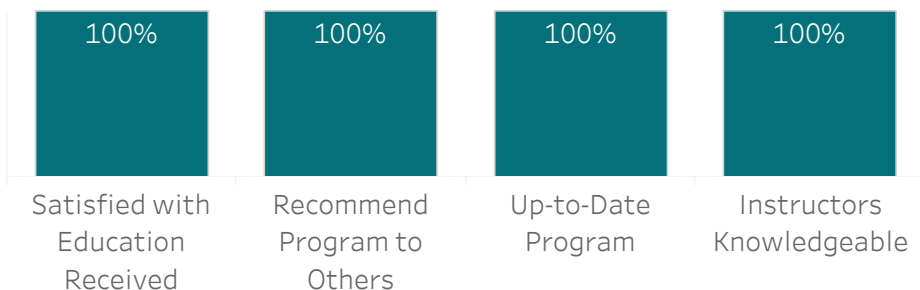


# Cabinetry and Woodworking Technology

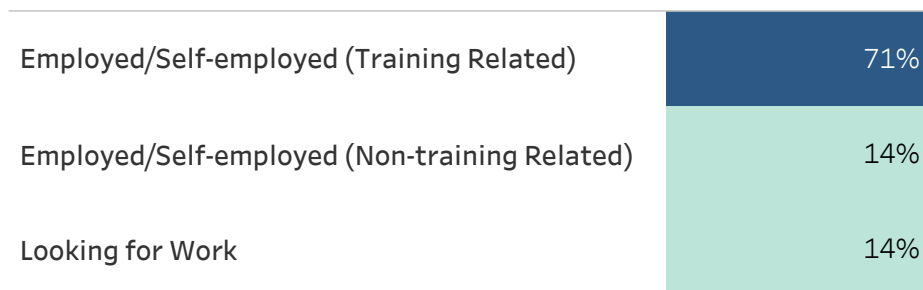
## Diploma

The Cabinetry & Woodworking Technology Diploma program and the Cabinetry & Woodworking Certificate program share a common Term 1. Learning is fostered through a blend of workshop practice, classroom delivery, computer labs, advanced woodworking technologies, and manufacturing concepts and techniques. The work graduates may find could involve: shop floor work, product design and engineering, manufacturing process design and engineering, CAD drafting, CNC (computer numerical control) machine programming and operating, quality assurance, supervision, job cost estimation and job coordinating.

## Satisfaction - 2017-18



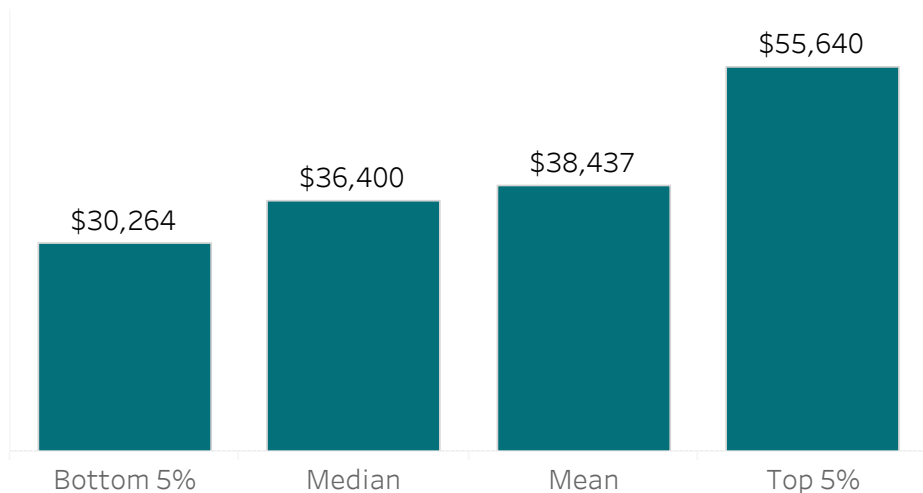
## Graduate Activity - 2017-18



## Three Year Comparison of Employed Respondents

	2015-16	2016-17	2017-18
Number of Graduates	8	8	8
Number of Respondents	6	2	7
Number of Employed Respondents	6	2	6
Percentage of Employed Respondents	100%	100%	86%
Number of Respondents Employed in Training Related Occupations	6	2	5
Percentage of Respondents Employed in Training Related Occupations	100%	100%	71%

## Salary - Last Three Years

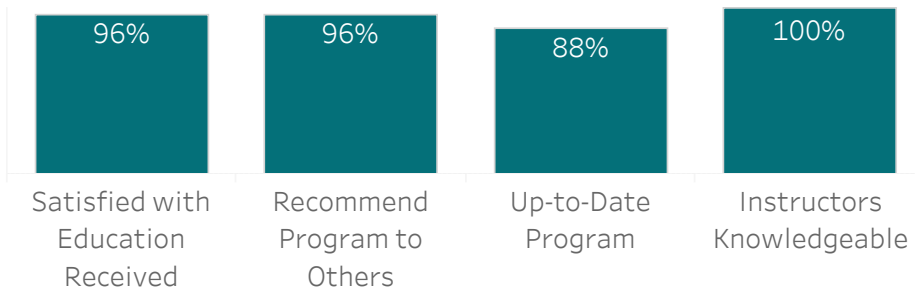


# Carpentry

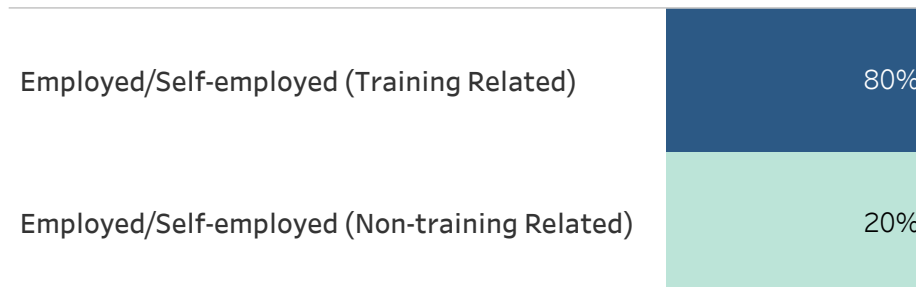
## Certificate

Students develop a knowledge of woodworking machines, blueprint reading and sketching, and safe working practices and a familiarity with the materials and procedures needed to enter related occupations. Graduates may work in program-related fields across Canada in commercial construction, house building, or factories. This is a not an apprenticeship program, but may provide credit transfer opportunities towards apprenticeship.

## Satisfaction - 2017-18



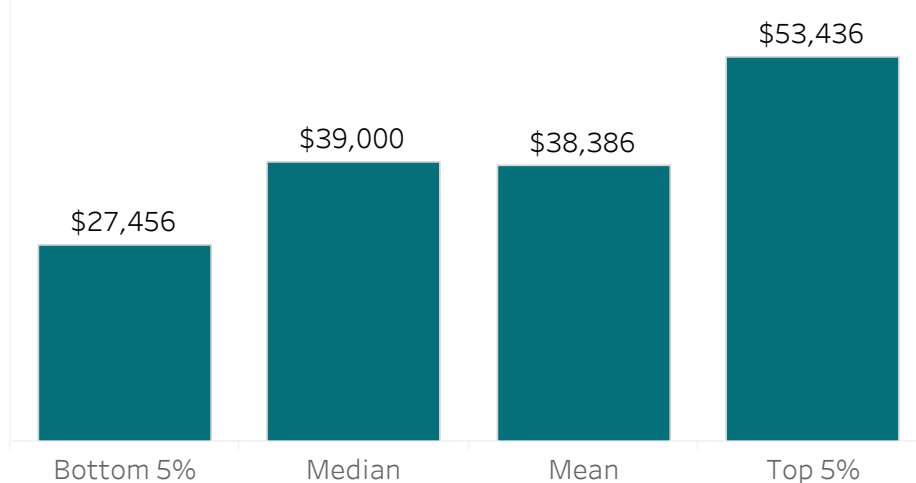
## Graduate Activity - 2017-18



## Three Year Comparison of Employed Respondents

	2015-16	2016-17	2017-18
Number of Graduates	70	110	54
Number of Respondents	27	19	25
Number of Employed Respondents	21	17	25
Percentage of Employed Respondents	78%	89%	100%
Number of Respondents Employed in Training Related Occupations	11	15	20
Percentage of Respondents Employed in Training Related Occupations	41%	79%	80%

## Salary - Last Three Years



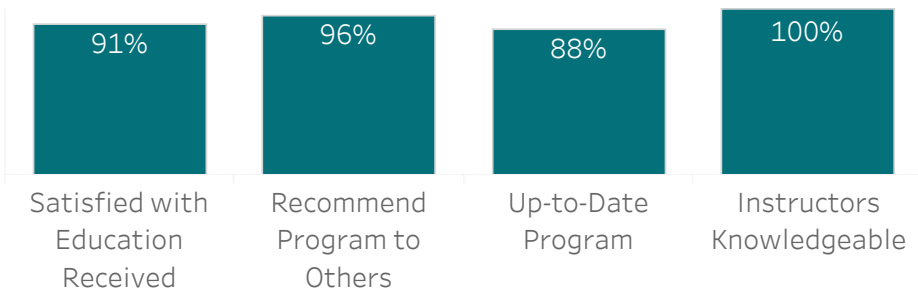


# Plumbing

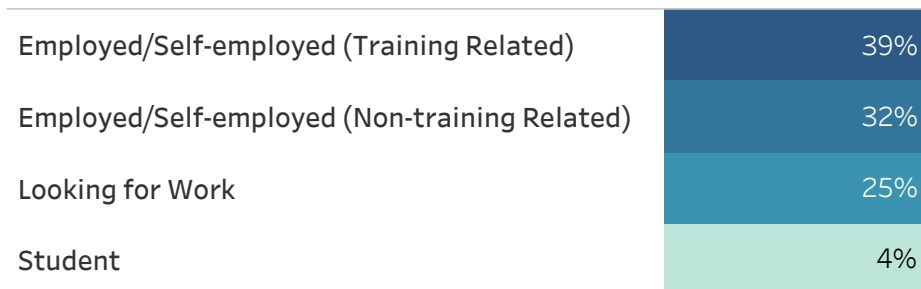
## Certificate

This program provides the knowledge and skills required to install and repair piping systems in residential and commercial buildings. Graduates find employment with plumbing contractors or in industrial plants as maintenance people. Job opportunities at the journey person level are as plumbers, steamfitters or sprinkler and fireprotection installers. After gaining work experience, graduates may move into positions as supervisors, estimators, plumbing contractors and building inspectors.

## Satisfaction - 2017-18



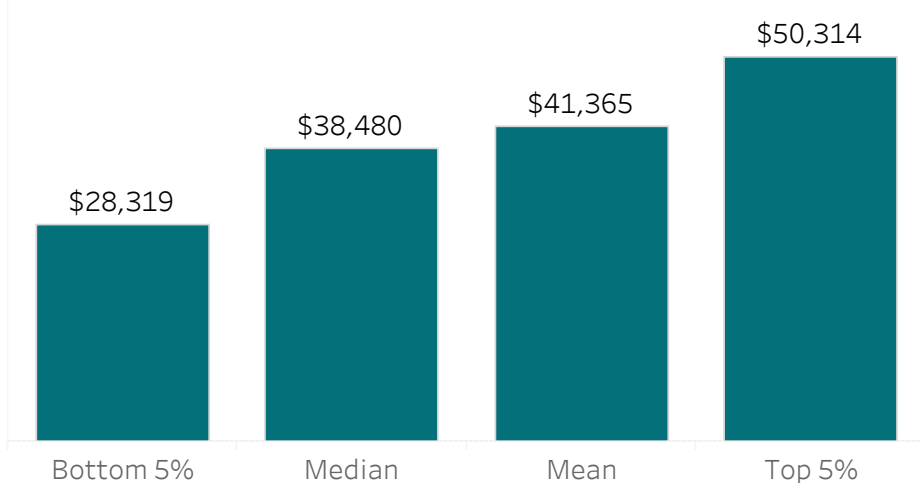
## Graduate Activity - 2017-18



## Three Year Comparison of Employed Respondents

	2015-16	2016-17	2017-18
Number of Graduates	57	65	66
Number of Respondents	28	23	28
Number of Employed Respondents	24	22	20
Percentage of Employed Respondents	86%	96%	71%
Number of Respondents Employed in Training Related Occupations	12	10	11
Percentage of Respondents Employed in Training Related Occupations	43%	43%	39%

## Salary - Last Three Years

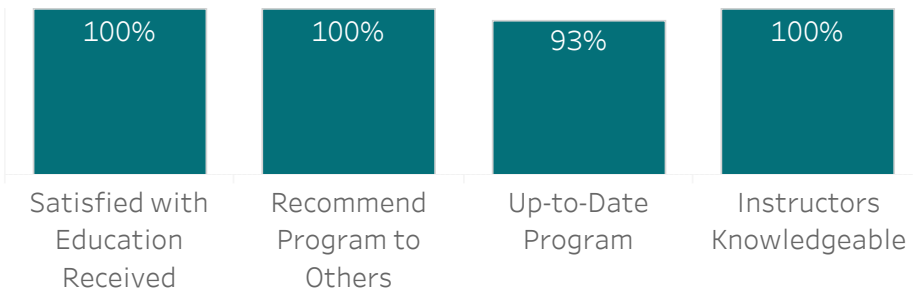


# Refrigeration & Air Conditioning Technician

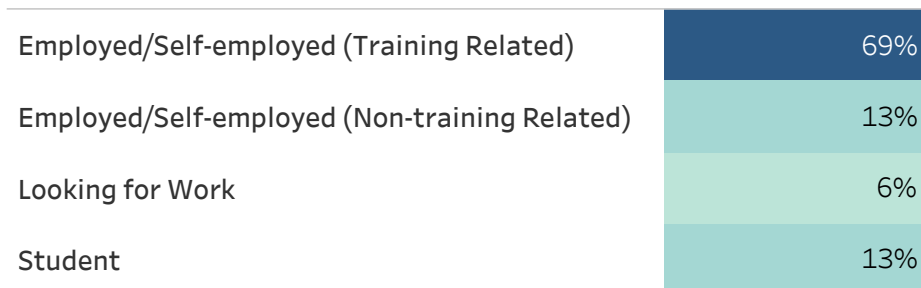
## Certificate

This program provides both theoretical and practical knowledge of refrigeration systems, air conditioning, piping, welding and electrical wiring. Special emphasis is placed on safety regulations as they pertain to using, reusing, recycling, recovering, and reclaiming HCFC and HFC refrigerants as well as the safe handling and disposal of chlorofluorocarbons (CFCs). Refrigeration and air conditioning technicians or mechanics install, repair, service, and design residential, commercial, and industrial HVAC/R (heating, ventilation, air conditioning, refrigeration) equipment.

## Satisfaction - 2017-18



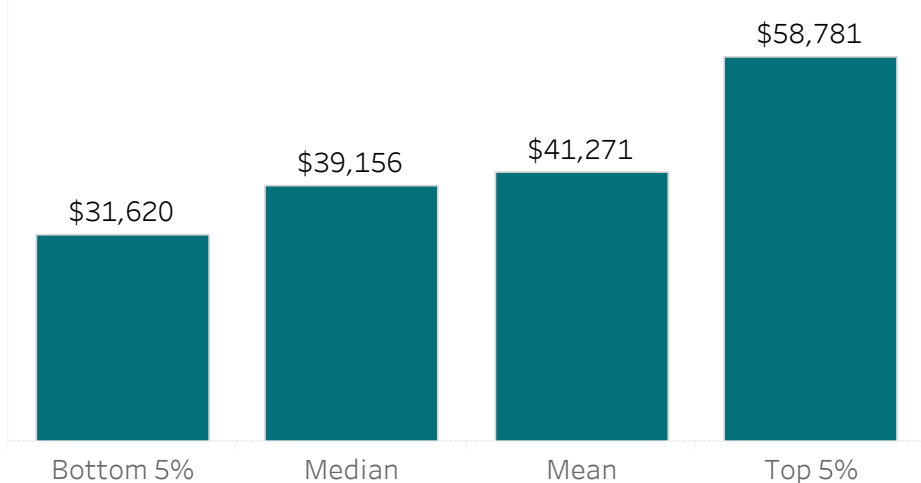
## Graduate Activity - 2017-18



## Three Year Comparison of Employed Respondents

	2015-16	2016-17	2017-18
Number of Graduates	29	32	27
Number of Respondents	14	14	16
Number of Employed Respondents	8	12	13
Percentage of Employed Respondents	57%	86%	81%
Number of Respondents Employed in Training Related Occupations	7	10	11
Percentage of Respondents Employed in Training Related Occupations	50%	71%	69%

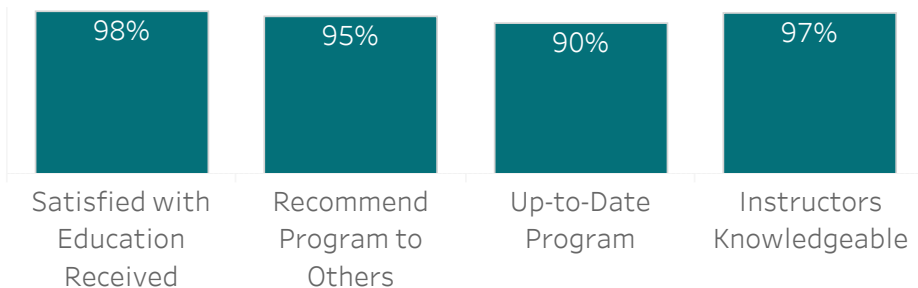
## Salary - Last Three Years



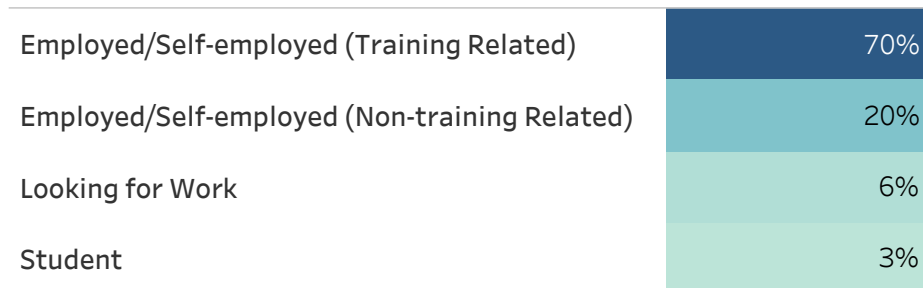
## All Programs in Electrical / Electronics

Students in the Electrical Engineering Technology division learn to work with the technology used in electrical/electronic engineering fields.

### Satisfaction - 2017-18



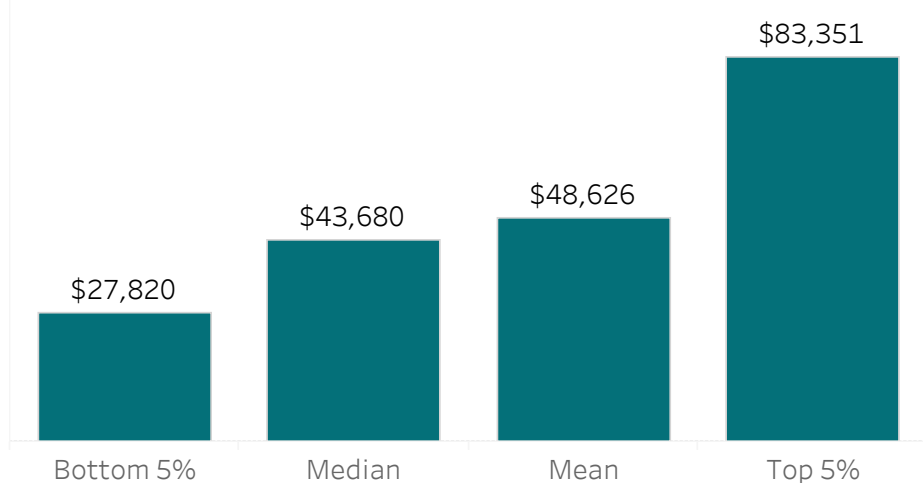
### Graduate Activity - 2017-18



### Three Year Comparison of Employed Respondents

	2015-16	2016-17	2017-18
Number of Graduates	140	127	120
Number of Respondents	84	58	64
Number of Employed Respondents	59	35	58
Percentage of Employed Respondents	70%	60%	91%
Number of Respondents Employed in Training Related Occupations	38	19	45
Percentage of Respondents Employed in Training Related Occupations	45%	33%	70%

### Salary - Last Three Years



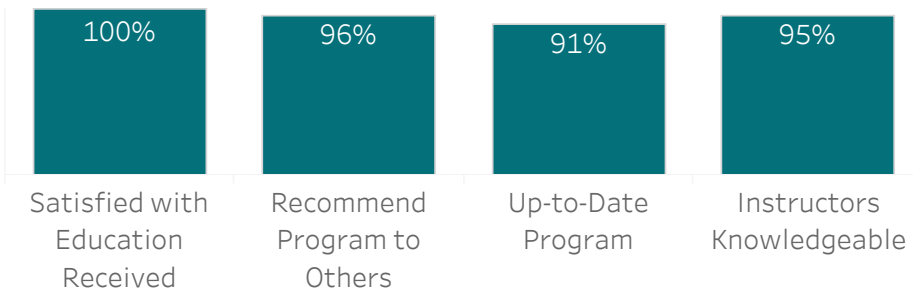
# Electrical Engineering Technology

## Diploma

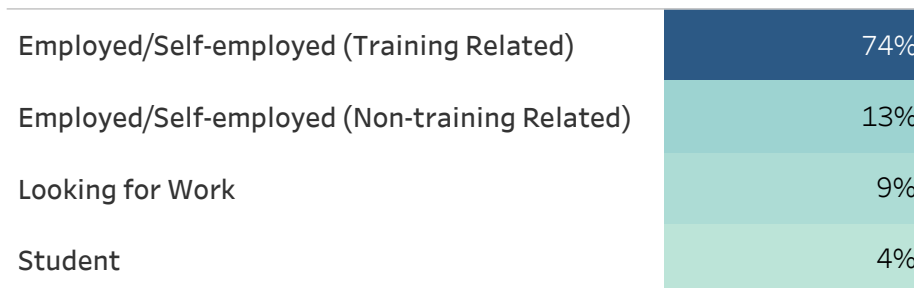
This program trains students for entry-level employment as an engineering technologist in the electrical industry. Graduates have found employment at the engineering technologist level in electrical utility systems, consulting engineering, electrical manufacturing, electrical contracting, manufacturing and government agencies.

Note: The Electrical Engineering Technology program group consists of Electrical, Electronic, and Instrumentation Engineering Technology. Students who successfully complete the 1st year of studies may remain in the program or transfer into one of the other programs in Year 2.

## Satisfaction - 2017-18



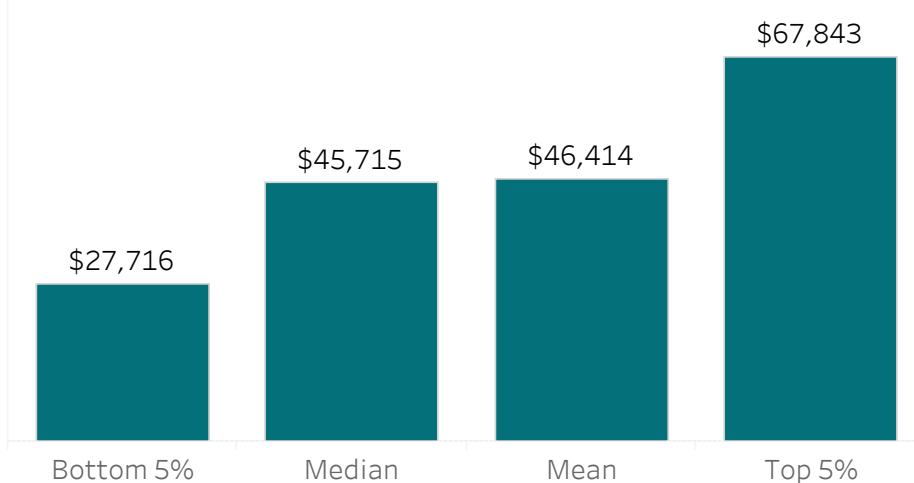
## Graduate Activity - 2017-18



## Three Year Comparison of Employed Respondents

	2015-16	2016-17	2017-18
Number of Graduates	40	48	40
Number of Respondents	24	19	23
Number of Employed Respondents	18	10	20
Percentage of Employed Respondents	75%	53%	87%
Number of Respondents Employed in Training Related Occupations	13	7	17
Percentage of Respondents Employed in Training Related Occupations	54%	37%	74%

## Salary - Last Three Years

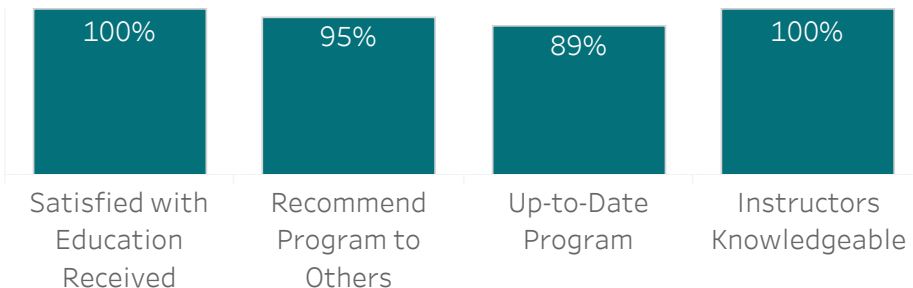


# Electronic Engineering Technology

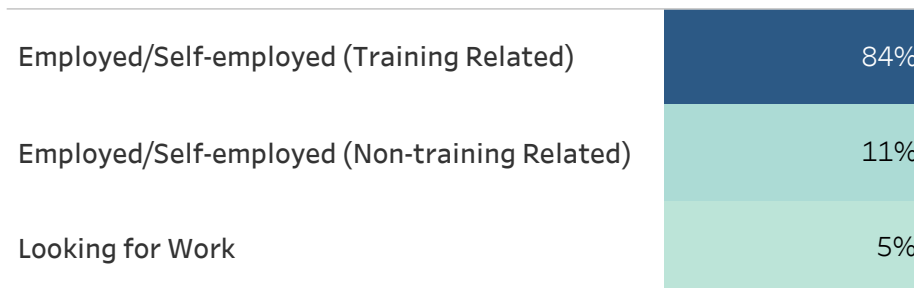
## Diploma

This program provides the knowledge and skills required to test, repair, and design a wide range of electronic equipment. Graduates have found employment in a broad range of electronics-related occupations: in research and development; assisting in project development; in technical sales, selling and servicing electronic equipment; and in design and quality control. Note: This program has a common first year of training in Electrical Engineering Technology.

## Satisfaction - 2017-18



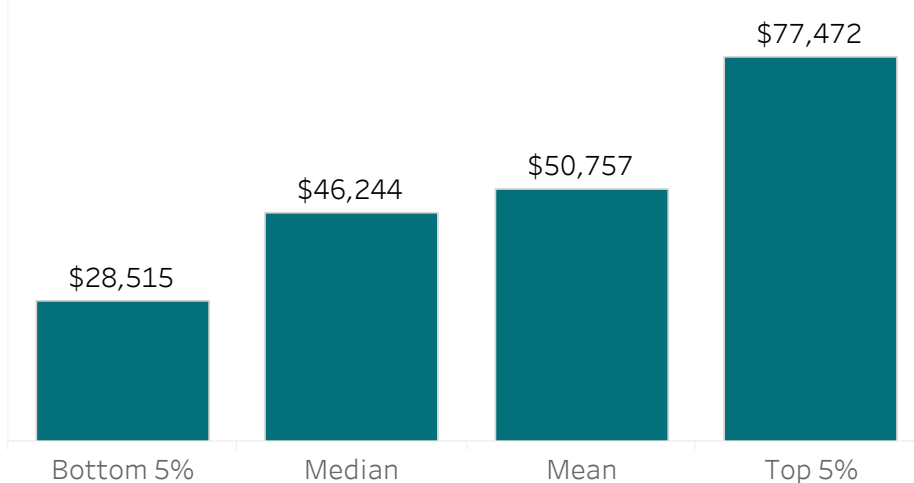
## Graduate Activity - 2017-18



## Three Year Comparison of Employed Respondents

	2015-16	2016-17	2017-18
Number of Graduates	21	18	29
Number of Respondents	16	9	19
Number of Employed Respondents	13	8	18
Percentage of Employed Respondents	81%	89%	95%
Number of Respondents Employed in Training Related Occupations	9	7	16
Percentage of Respondents Employed in Training Related Occupations	56%	78%	84%

## Salary - Last Three Years

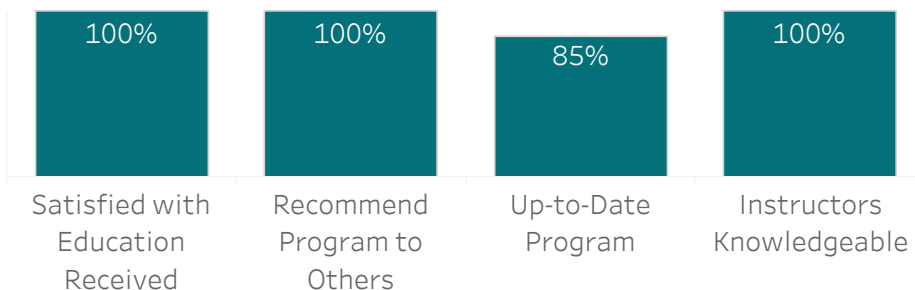


# Network Services Technician

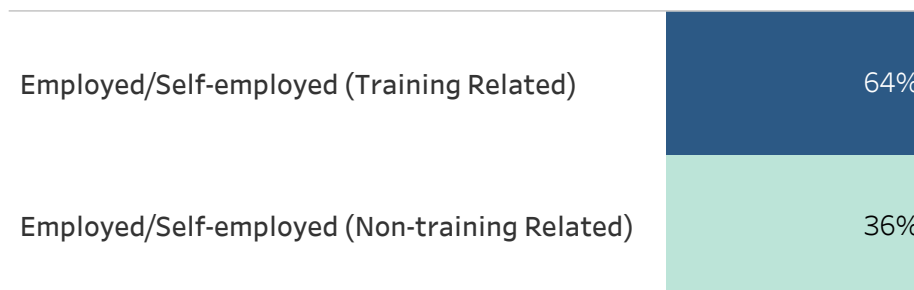
## Certificate

The Network and Services Technician program is for individuals who wish to enter the Information Technology profession. No Information Technology pre-knowledge is required. The Network and Services Technician program is an 8-month program that provides the student with a general knowledge base that can be applied in both the SOHO networking environment as well as targeting a junior position in a larger corporate IT department. The focus is to provide the graduate with a broad based basic competency in a number of key areas.

## Satisfaction - 2017-18



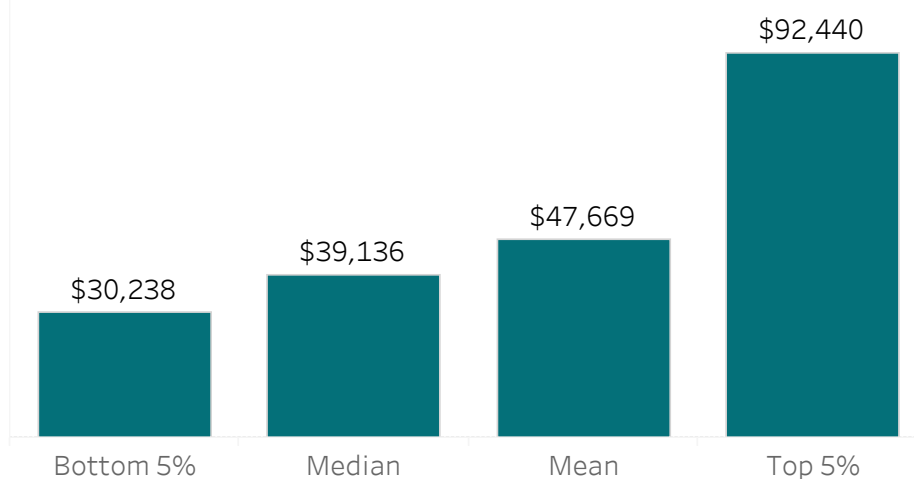
## Graduate Activity - 2017-18



## Three Year Comparison of Employed Respondents

	2017-18
Number of Graduates	25
Number of Respondents	14
Number of Employed Respondents	14
Percentage of Employed Respondents	100%
Number of Respondents Employed in Training Related Occupations	9
Percentage of Respondents Employed in Training Related Occupations	64%

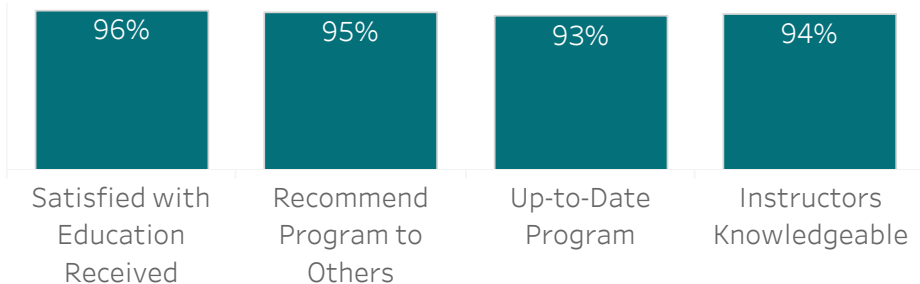
## Salary - Last Three Years



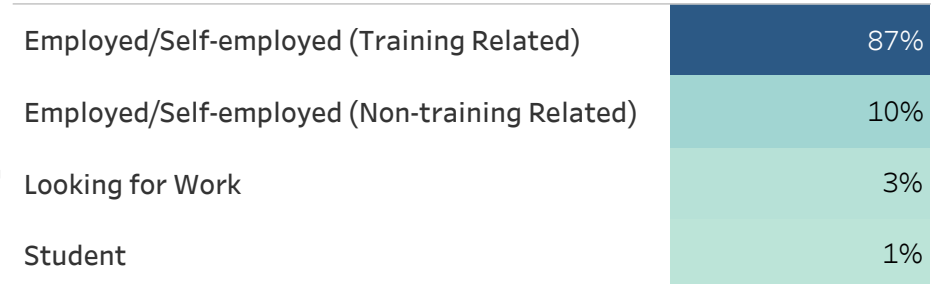
# All Programs in Electrical, Mechanical & Manufacturing

This division's programs provide students with skills needed for working in electrical, mechanical, or manufacturing related jobs.

## Satisfaction - 2017-18



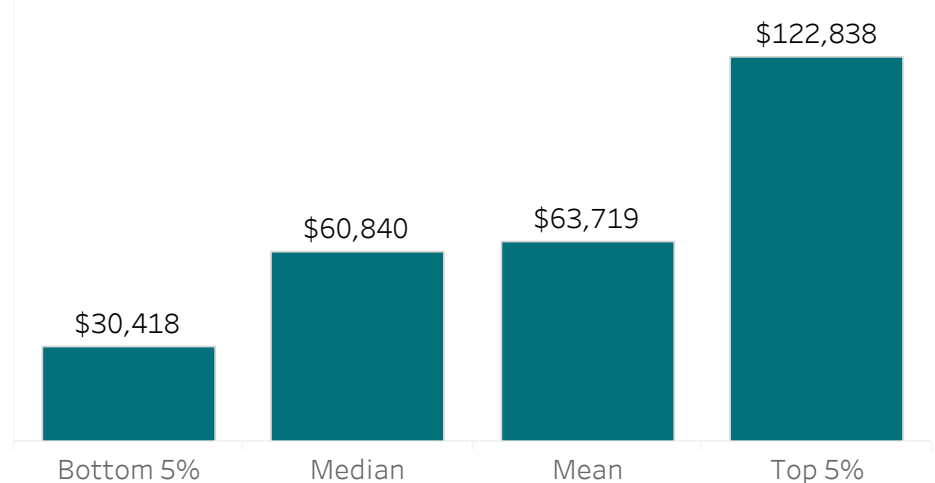
## Graduate Activity - 2017-18



## Three Year Comparison of Employed Respondents

	2015-16	2016-17	2017-18
Number of Graduates	375	487	453
Number of Respondents	154	204	196
Number of Employed Respondents	136	186	190
Percentage of Employed Respondents	88%	91%	97%
Number of Respondents Employed in Training Related Occupations	117	165	170
Percentage of Respondents Employed in Training Related Occupations	76%	81%	87%

## Salary - Last Three Years

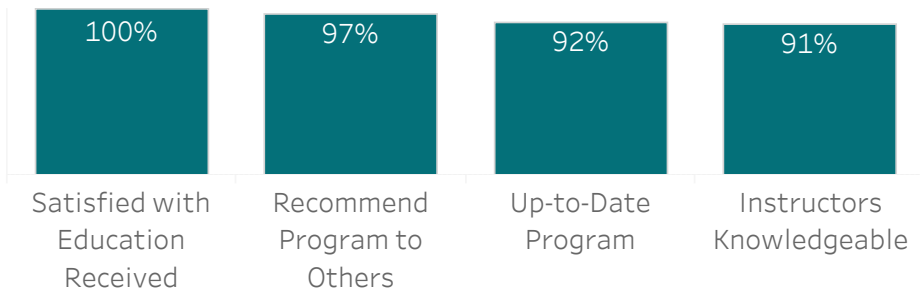


# App Construction Electrician

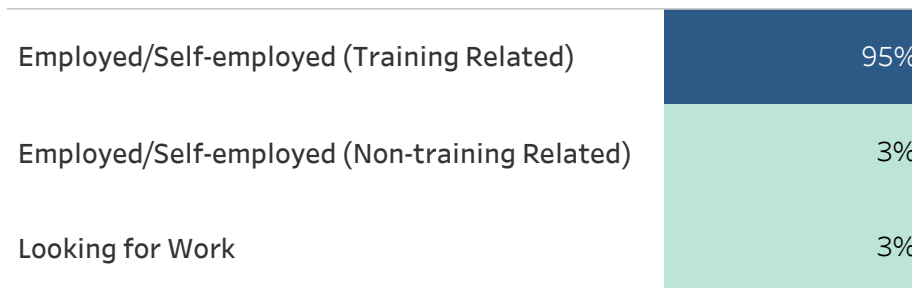
## Diploma

A construction electrician plans, assembles, installs, repairs, tests and maintains electrical fixtures and systems that provide heat, light, power or control in residential, commercial and industrial buildings. Construction electricians ensure that the electrical apparatus and systems people at home and in business depend on every day are safe and operate properly. Electricians also troubleshoot and repair or reinstall electrical systems when required. They must have the experience to safely remove electrical services and systems as well as assess the suitability of existing services for future use. Many electricians specialize in specific types of installations such as new home construction or in the commercial and industrial sectors in hospitals or factories.

## Satisfaction - 2017-18



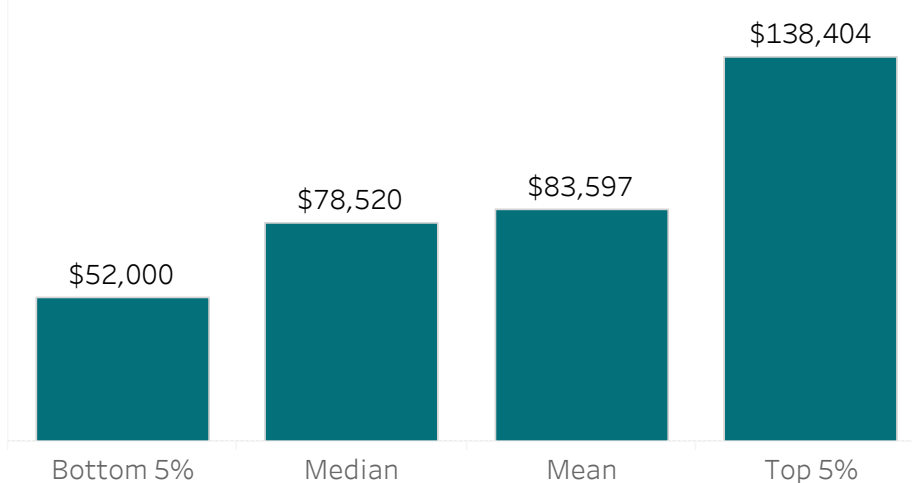
## Graduate Activity - 2017-18



## Three Year Comparison of Employed Respondents

	2015-16	2016-17	2017-18
Number of Graduates	152	245	241
Number of Respondents	46	92	78
Number of Employed Respondents	39	86	76
Percentage of Employed Respondents	85%	93%	97%
Number of Respondents Employed in Training Related Occupations	39	83	74
Percentage of Respondents Employed in Training Related Occupations	85%	90%	95%

## Salary - Last Three Years



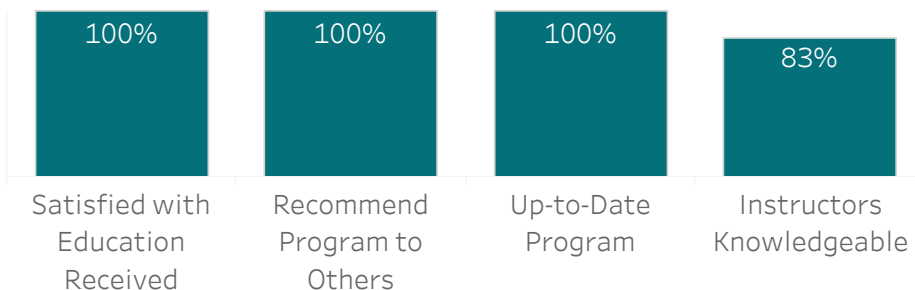


# App Power Electrician

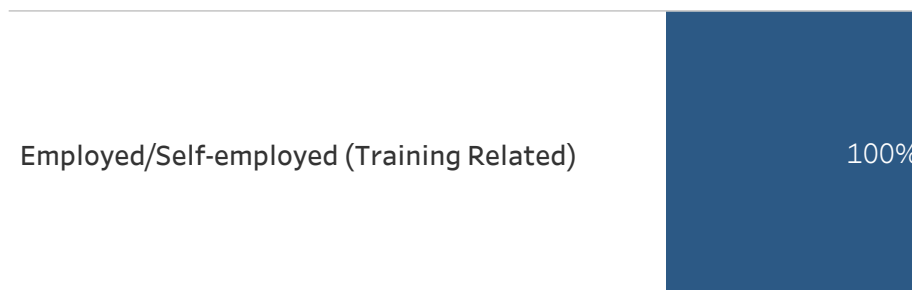
## Diploma

A power electrician is certified to install, test, repair and maintain electrical apparatuses in generating and converter stations and substations. This equipment is used to generate, transmit, distribute and convert electricity. One very important requirement of this trade, in addition to the technical knowledge, is the need to observe and practice safety at all times because of the hazards and dangers associated with electricity. Power electricians work both inside and outside buildings and structures such as thermal and hydraulic generating stations, substations and other utility-owned buildings. Maintenance work takes place on the ground and at various heights requiring bucket-truck or ladder work. Power electricians are employed by electrical utility companies such as Manitoba Hydro.

## Satisfaction - 2017-18



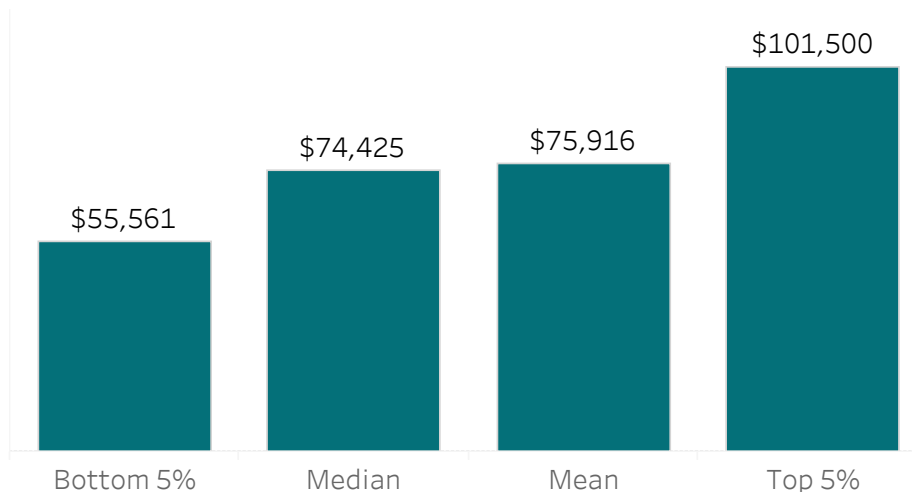
## Graduate Activity - 2017-18



## Three Year Comparison of Employed Respondents

	2015-16	2016-17	2017-18
Number of Graduates	30	22	16
Number of Respondents	12	10	6
Number of Employed Respondents	12	10	6
Percentage of Employed Respondents	100%	100%	100%
Number of Respondents Employed in Training Related Occupations	12	10	6
Percentage of Respondents Employed in Training Related Occupations	100%	100%	100%

## Salary - Last Three Years

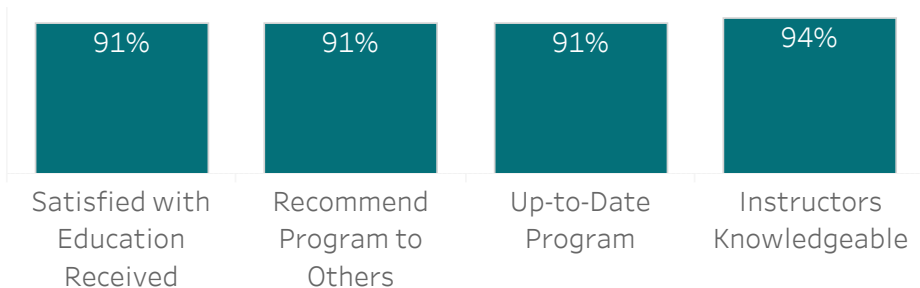


# Electrical

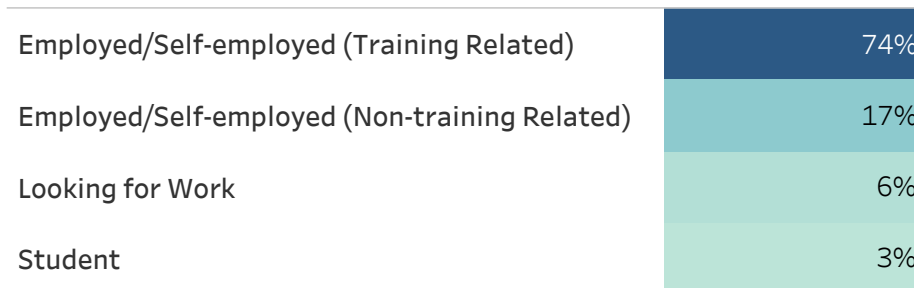
## Certificate

This program provides the knowledge and skills required for employment in the electrical construction industry, public utilities, motor repair facilities, plus manufacturers and distributors of electrical equipment. Students gain knowledge in the fundamentals of electricity, electrical codes, wiring practices, and trade safety awareness. Graduates may find jobs with utility companies, contractors, manufacturers, or distributors of electrical equipment and machinery, or in many other areas where electrical equipment is used and sold.

## Satisfaction - 2017-18



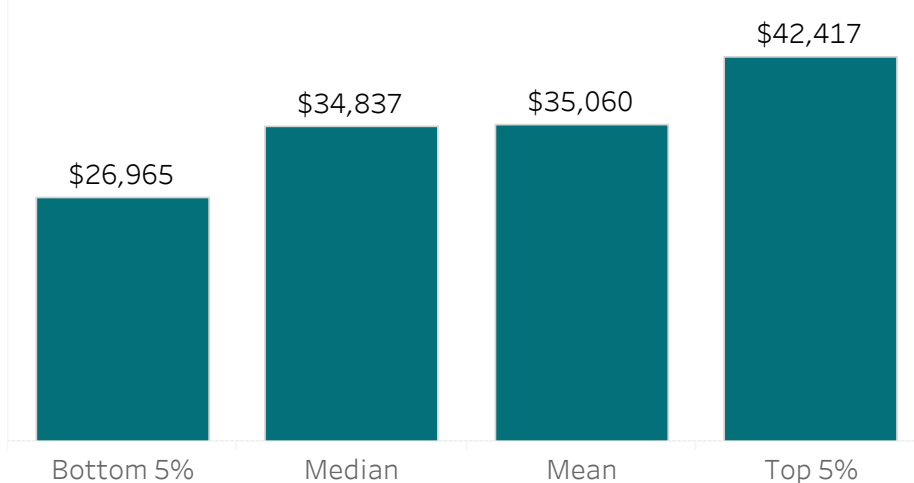
## Graduate Activity - 2017-18



## Three Year Comparison of Employed Respondents

	2015-16	2016-17	2017-18
Number of Graduates	75	80	71
Number of Respondents	37	39	35
Number of Employed Respondents	30	33	32
Percentage of Employed Respondents	81%	85%	91%
Number of Respondents Employed in Training Related Occupations	21	22	26
Percentage of Respondents Employed in Training Related Occupations	57%	56%	74%

## Salary - Last Three Years

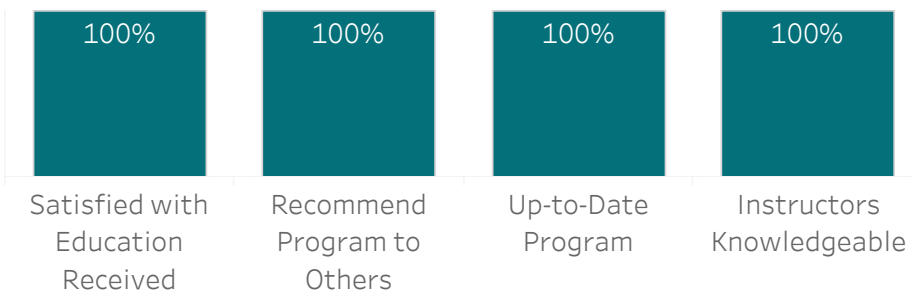


# Manufacturing Technician

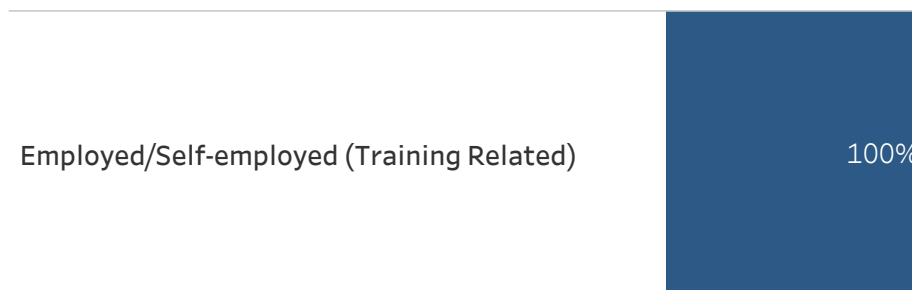
## Diploma

This program prepares students for a career as a manufacturing technician with knowledge of manufacturing processes including conventional machining and metal forming operations, composites, and advanced manufacturing methods. The program also provides an introduction to robotics and automation, non-destructive testing, dimensional metrology, and quality inspection methods. Graduates of the program find careers in manufacturing, aerospace, or the ground transportation sectors. They also find employment as machinists or CNC programmers.

## Satisfaction - 2017-18



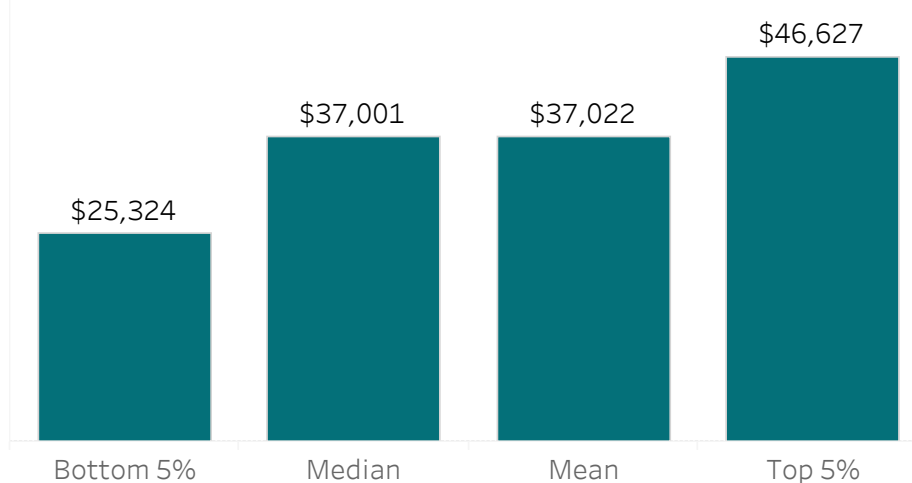
## Graduate Activity - 2017-18



## Three Year Comparison of Employed Respondents

	2015-16	2016-17	2017-18
Number of Graduates	8	10	11
Number of Respondents	4	6	6
Number of Employed Respondents	4	5	6
Percentage of Employed Respondents	100%	83%	100%
Number of Respondents Employed in Training Related Occupations	3	5	6
Percentage of Respondents Employed in Training Related Occupations	75%	83%	100%

## Salary - Last Three Years

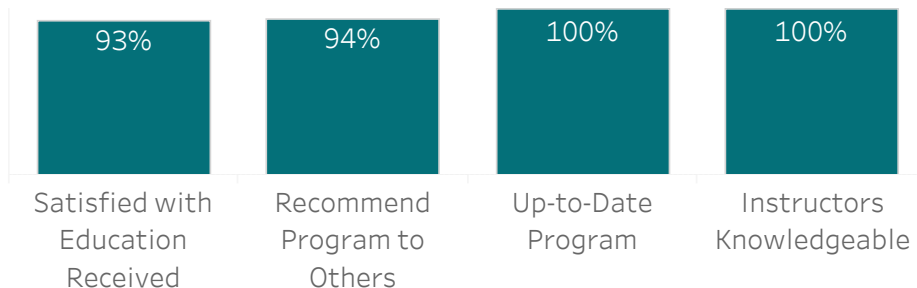


# Mechanical Engineering Technology

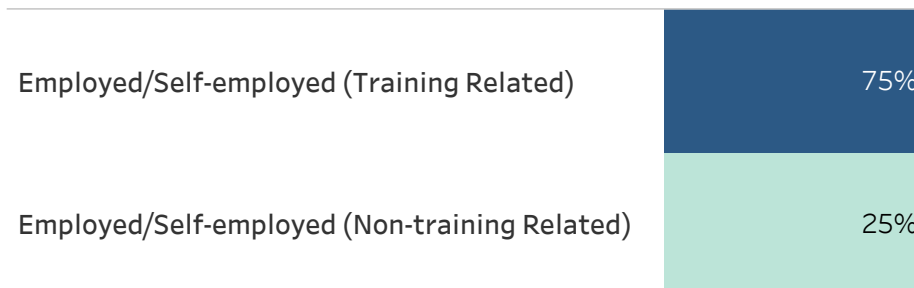
## Diploma

This program prepares graduates to work in the design and production of high-quality manufactured goods. Students learn about design, manufacturing methods, quality assurance, equipment selection, computeraided engineering, building systems design and control, mechanical analysis, computer applications, and supervision and management. It has been accredited by the Certified Technicians and Technologists Association of Manitoba, and the Canadian Council of Technicians and Technologists, providing Canada-wide reciprocity with other provincial organizations. Graduates find employment in design, technical sales, manufacturing, instruction, research and management with companies involved in agriculture, mining, aerospace, air conditioning, refrigeration, transportation, foundries, fluid power, consulting engineering and government services.

## Satisfaction - 2017-18



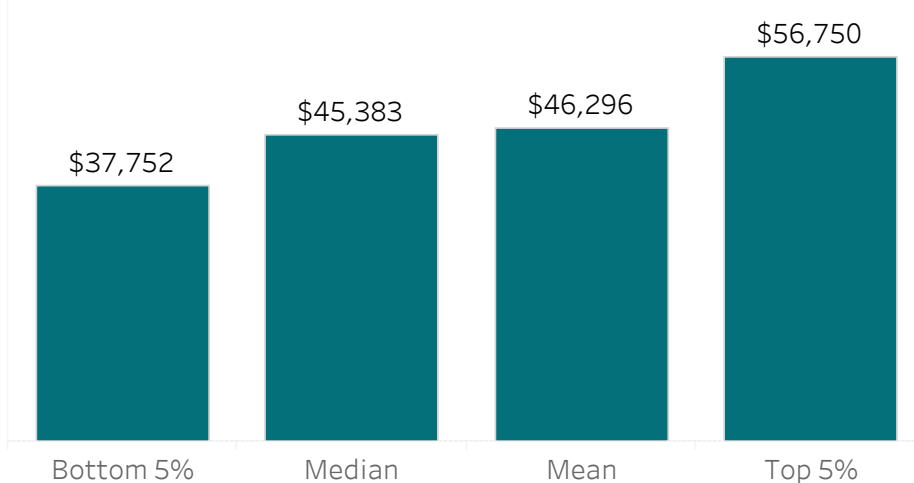
## Graduate Activity - 2017-18



## Three Year Comparison of Employed Respondents

	2015-16	2016-17	2017-18
Number of Graduates	24	29	34
Number of Respondents	15	14	16
Number of Employed Respondents	15	11	16
Percentage of Employed Respondents	100%	79%	100%
Number of Respondents Employed in Training Related Occupations	14	10	12
Percentage of Respondents Employed in Training Related Occupations	93%	71%	75%

## Salary - Last Three Years

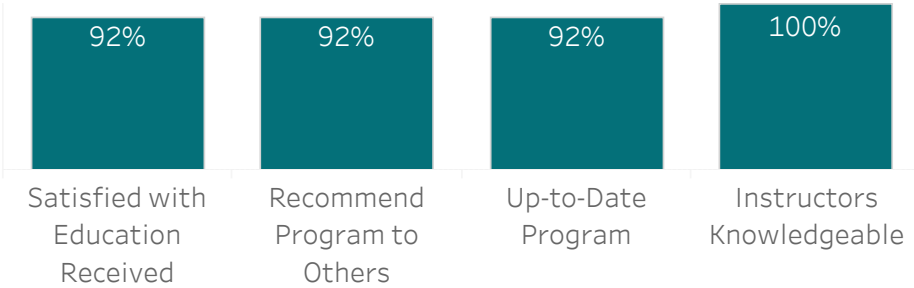


# Precision Metal Machining

## Certificate

This program is a pre-employment program designed for students wishing to pursue an apprenticeship career path as a machinist or enter the workforce as a CNC operator. Graduates may find jobs as entry-level machine operators, or senior machine operators/setters, operations managers. Related employment may also be found in supervisory positions, quality assurance/ inspection, production planning, engineering, product development and research, CNC programming, or technical service and training.

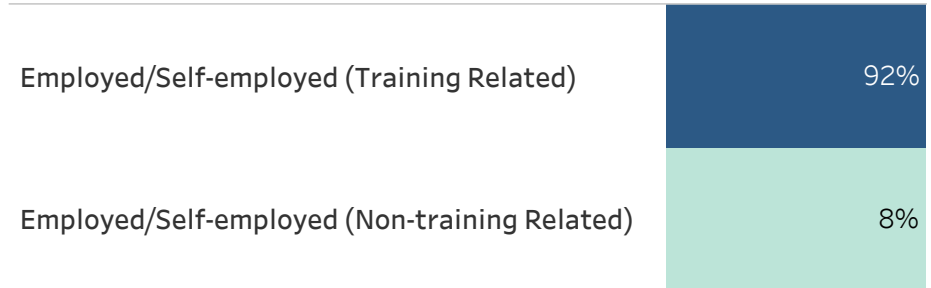
## Satisfaction - 2017-18



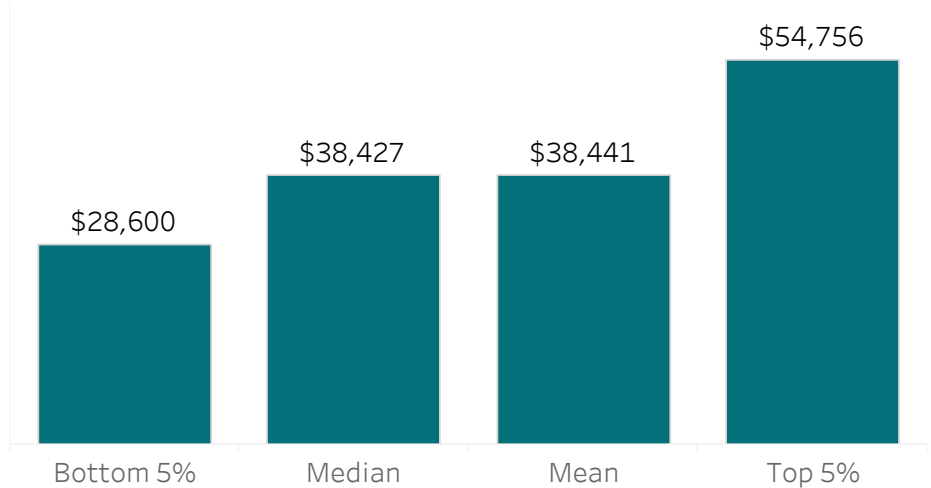
## Three Year Comparison of Employed Respondents

	2015-16	2016-17	2017-18
Number of Graduates	10	13	16
Number of Respondents	4	5	12
Number of Employed Respondents	3	5	12
Percentage of Employed Respondents	75%	100%	100%
Number of Respondents Employed in Training Related Occupations	3	3	11
Percentage of Respondents Employed in Training Related Occupations	75%	60%	92%

## Graduate Activity - 2017-18



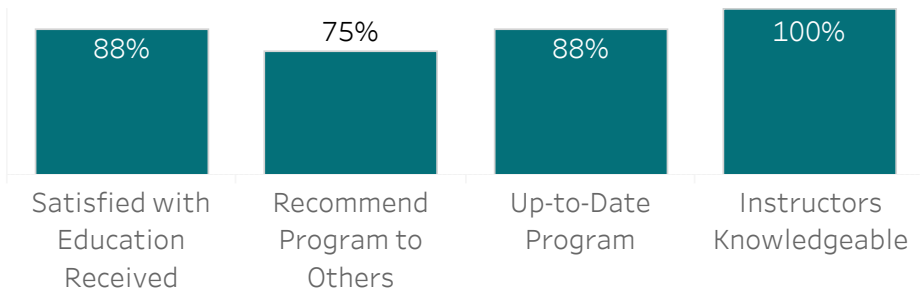
## Salary - Last Three Years



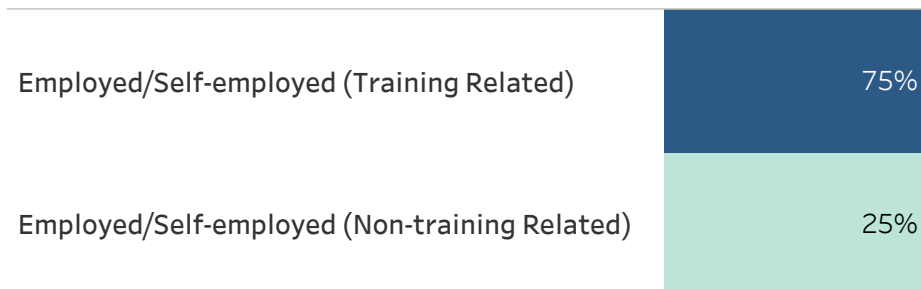
# Power Engineering Technology

Students in this program develop the knowledge and skills required for the safe operation of major equipment in commercial, industrial, and public buildings with the primary focus on power plant operation.

Satisfaction - 2017-18



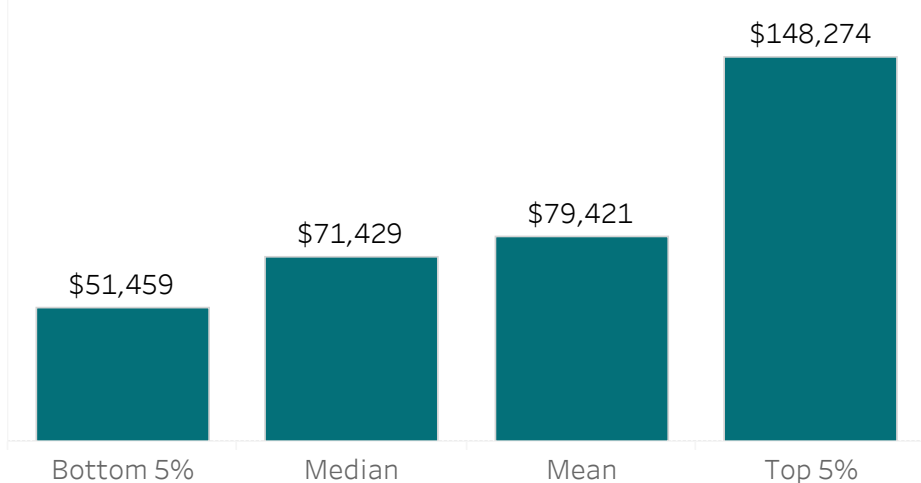
Graduate Activity - 2017-18



Three Year Comparison of Employed Respondents

	2015-16	2016-17	2017-18
Number of Graduates	12	20	12
Number of Respondents	7	7	8
Number of Employed Respondents	7	6	8
Percentage of Employed Respondents	100%	86%	100%
Number of Respondents Employed in Training Related Occupations	6	4	6
Percentage of Respondents Employed in Training Related Occupations	86%	57%	75%

Salary - Last Three Years

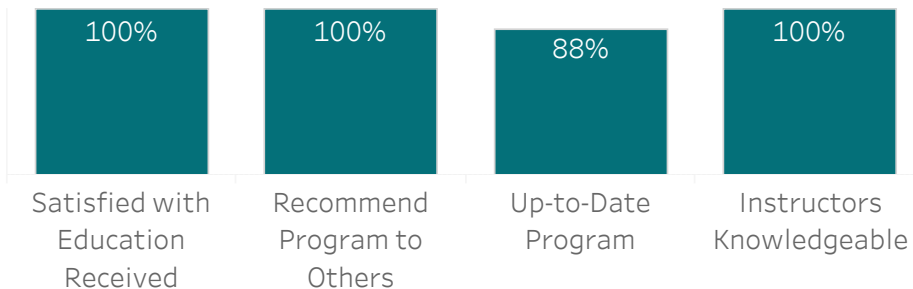


# Technology Management

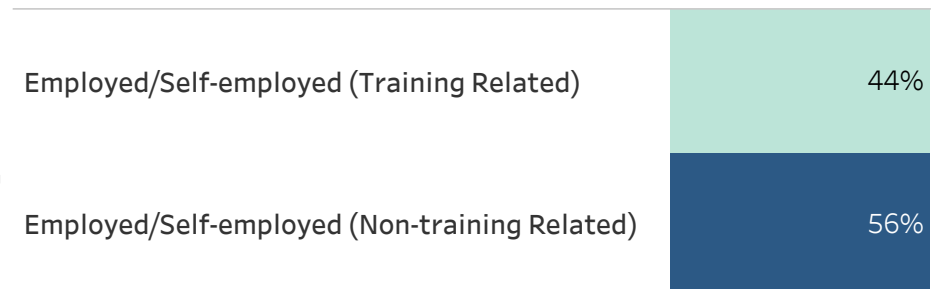
## Post-Graduate Diploma

This program is specifically targeted to graduates with technical diplomas and degrees. The program offers a condensed, accessible solution to the demand for advanced management training by providing technologists and others with the knowledge and skills required to perform as supervisors or managers in technical organizations. Many Technology Management students are actively employed while completing program courses. It is expected that graduates of the program will be more competitive for available management opportunities in technological work environments.

## Satisfaction - 2017-18



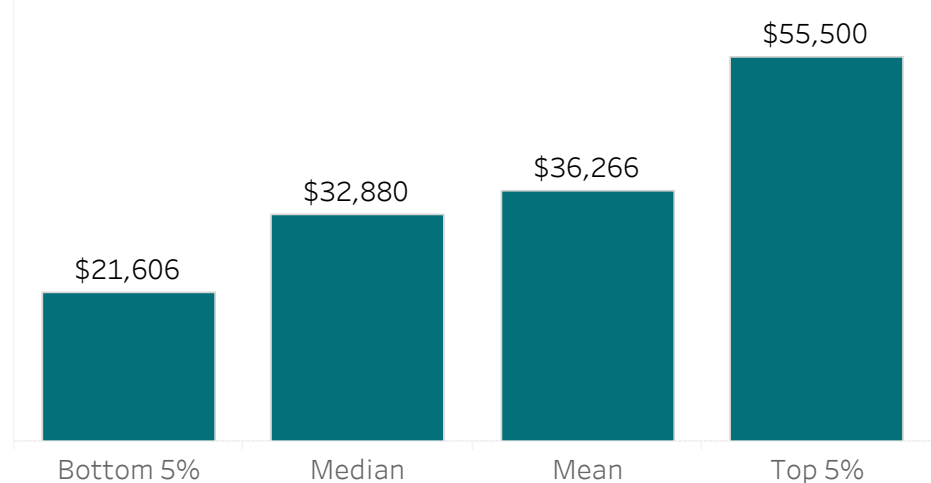
## Graduate Activity - 2017-18



## Three Year Comparison of Employed Respondents

	2015-16	2016-17	2017-18
Number of Graduates	18	14	16
Number of Respondents	4	7	9
Number of Employed Respondents	3	7	9
Percentage of Employed Respondents	75%	100%	100%
Number of Respondents Employed in Training Related Occupations	1	6	4
Percentage of Respondents Employed in Training Related Occupations	25%	86%	44%

## Salary - Last Three Years

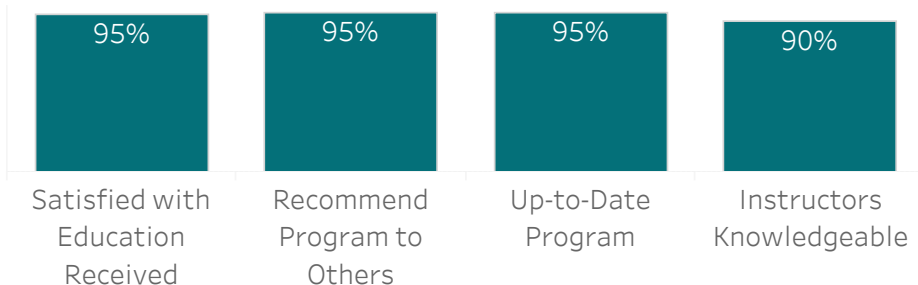


# Welding

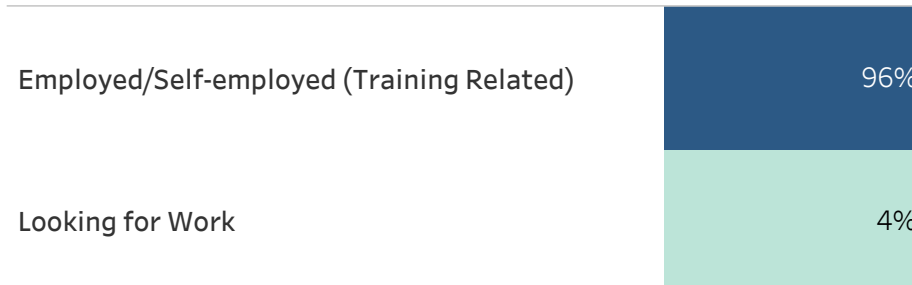
## Certificate

The Welding program develops the skills and knowledge required to safely and effectively perform the oxyacetylene, arc, tungsten inert gas (TIG), and metal inert gas (MIG) welding processes and related operations. This is a not an apprenticeship program, but may provide credit transfer opportunities towards apprenticeship. Graduates have found employment in aircraft maintenance, in the manufacturing of farm equipment and in heavy equipment repairs. Other graduates are employed in highway construction, northern mines and hydro-electric power plants.

## Satisfaction - 2017-18



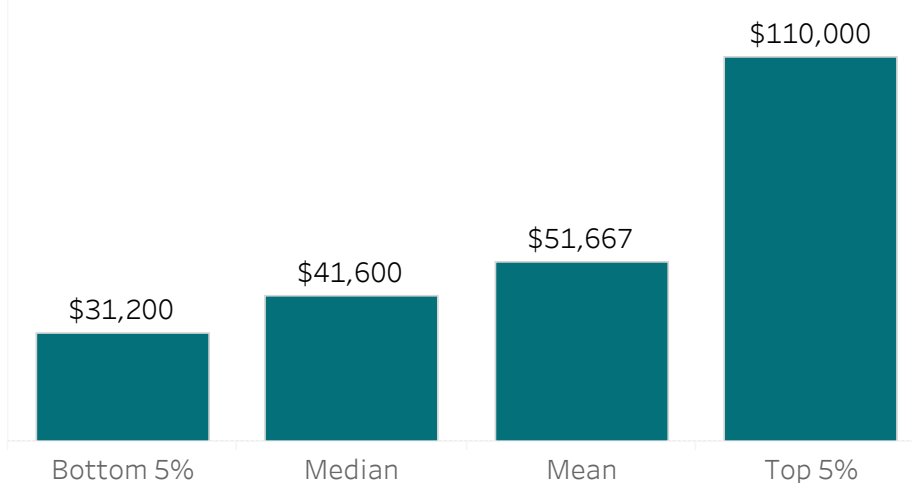
## Graduate Activity - 2017-18



## Three Year Comparison of Employed Respondents

	2015-16	2016-17	2017-18
Number of Graduates	25	28	29
Number of Respondents	14	14	23
Number of Employed Respondents	13	13	22
Percentage of Employed Respondents	93%	93%	96%
Number of Respondents Employed in Training Related Occupations	13	13	22
Percentage of Respondents Employed in Training Related Occupations	93%	93%	96%

## Salary - Last Three Years

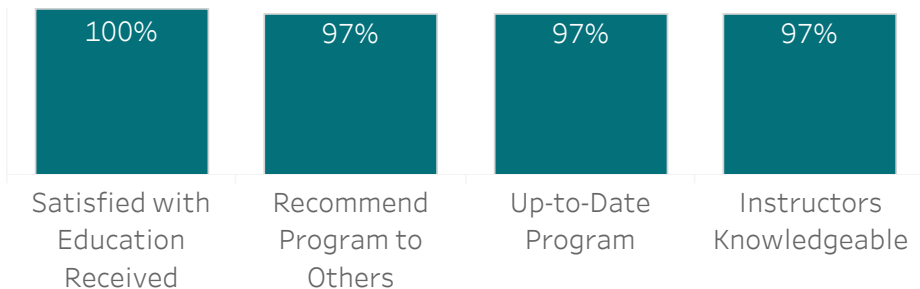




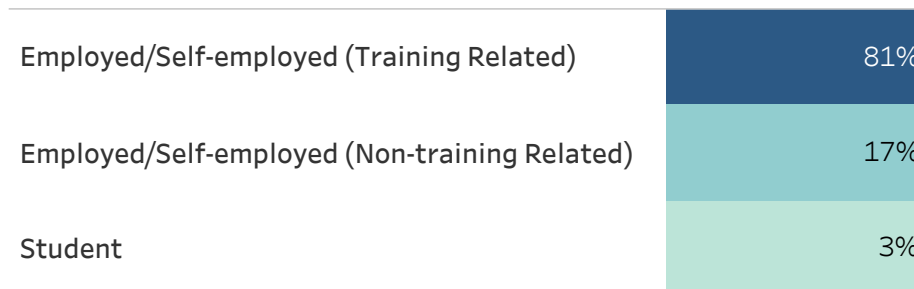
## All Programs in Stevenson Aviation & Aerospace Training

Stevenson Campus offers a variety of programs and specialty courses to meet industry requirements and prepare students to work in all aspects of the aviation and aerospace sector.

### Satisfaction - 2017-18



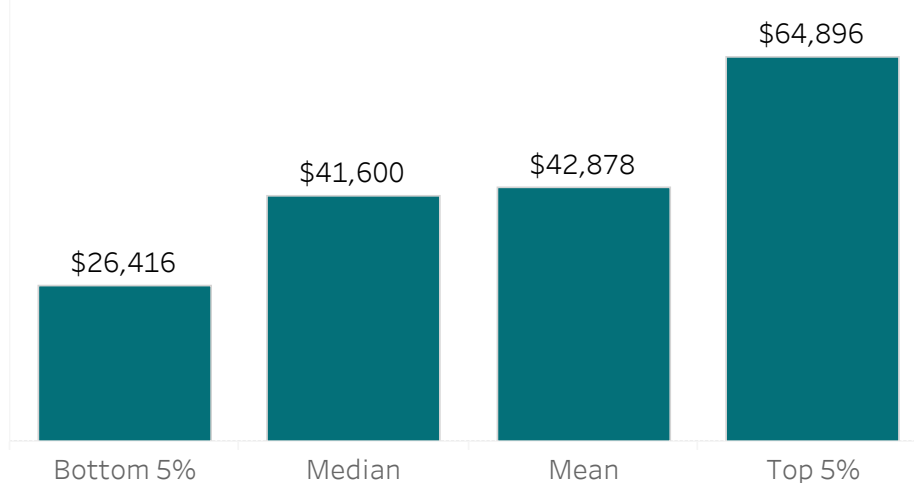
### Graduate Activity - 2017-18



### Three Year Comparison of Employed Respondents

	2015-16	2016-17	2017-18
Number of Graduates	89	91	79
Number of Respondents	40	36	36
Number of Employed Respondents	33	33	35
Percentage of Employed Respondents	83%	92%	97%
Number of Respondents Employed in Training Related Occupations	19	27	29
Percentage of Respondents Employed in Training Related Occupations	48%	75%	81%

### Salary - Last Three Years

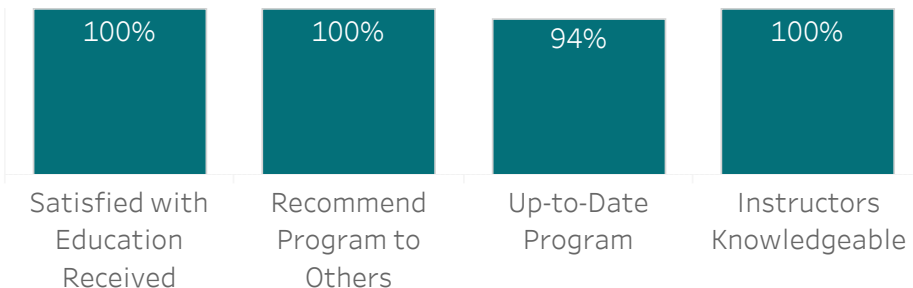


# Aerospace Manufacturing

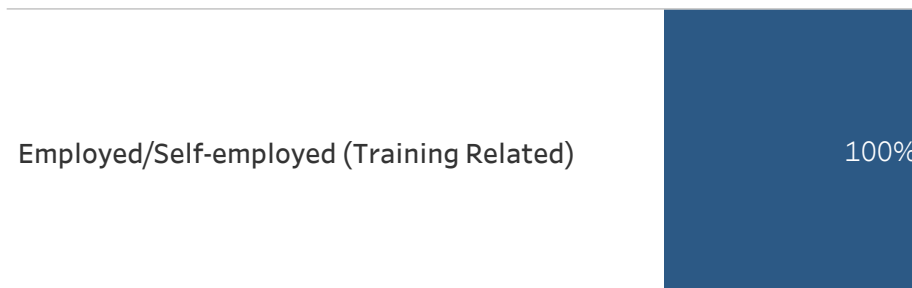
## Certificate

Aerospace Manufacturing was collaboratively developed by Boeing Canada, Bristol Aerospace, and Red River College to prepare students for positions as skilled production workers in the area of aerospace composite manufacturing. Graduates of the program have the opportunity to enter a number of companies in the Winnipeg market that repair or manufacture composite structure.

## Satisfaction - 2017-18



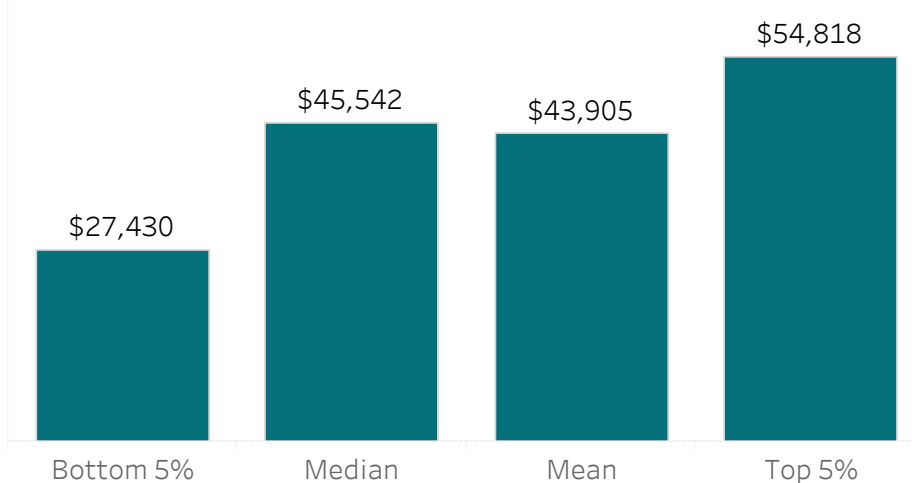
## Graduate Activity - 2017-18



## Three Year Comparison of Employed Respondents

	2015-16	2016-17	2017-18
Number of Graduates	27	29	29
Number of Respondents	13	11	16
Number of Employed Respondents	10	11	16
Percentage of Employed Respondents	77%	100%	100%
Number of Respondents Employed in Training Related Occupations	5	8	16
Percentage of Respondents Employed in Training Related Occupations	38%	73%	100%

## Salary - Last Three Years

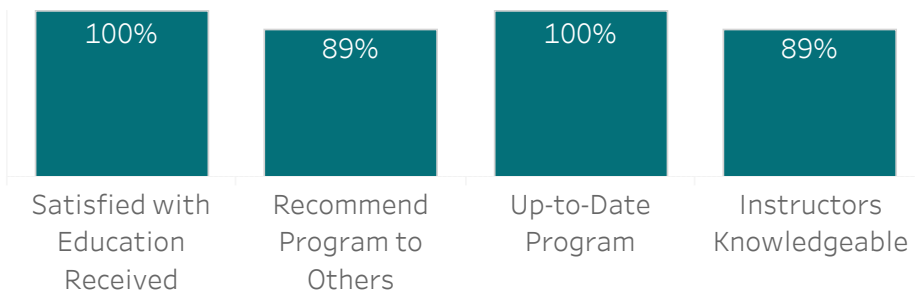


# Aircraft Maintenance Engineer

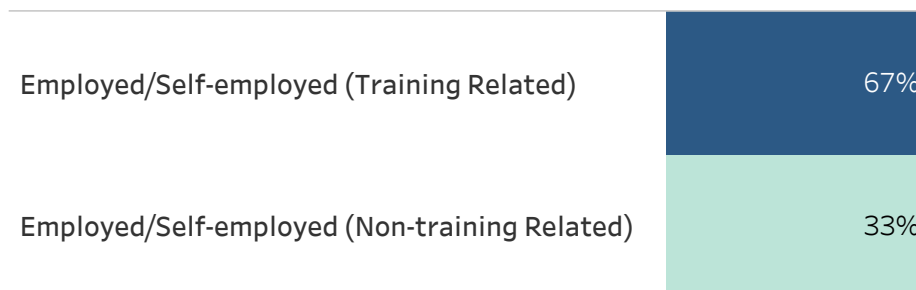
## Diploma

The purpose of this program is to develop knowledge and skills in maintenance of both large and small airplanes and helicopters. This program is Transport Canada approved to provide basic training towards an Aircraft Maintenance Engineer "M" License. Graduates may find opportunities across Canada with potential employers including passenger and cargo air carriers, air charter companies, flight schools, and nationally approved Aircraft Maintenance Organizations (AMOs).

## Satisfaction - 2017-18



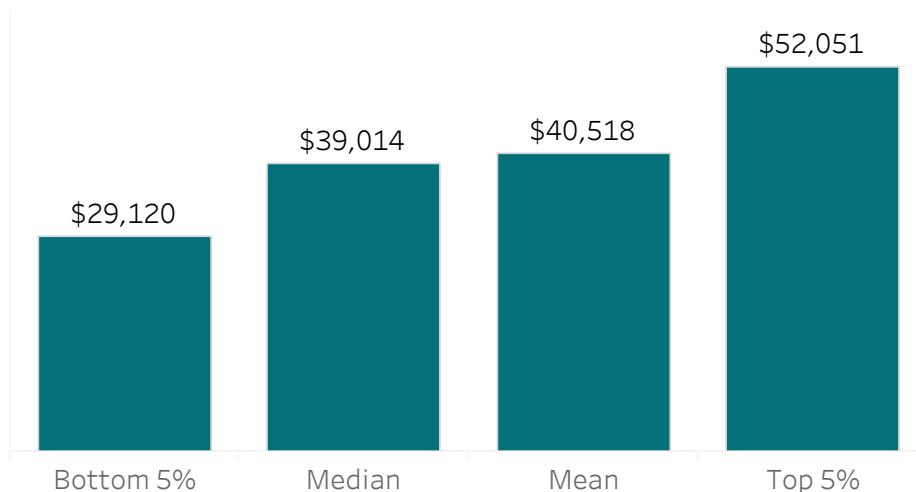
## Graduate Activity - 2017-18



## Three Year Comparison of Employed Respondents

	2015-16	2016-17	2017-18
Number of Graduates	25	46	27
Number of Respondents	11	21	9
Number of Employed Respondents	10	19	9
Percentage of Employed Respondents	91%	90%	100%
Number of Respondents Employed in Training Related Occupations	6	16	6
Percentage of Respondents Employed in Training Related Occupations	55%	76%	67%

## Salary - Last Three Years

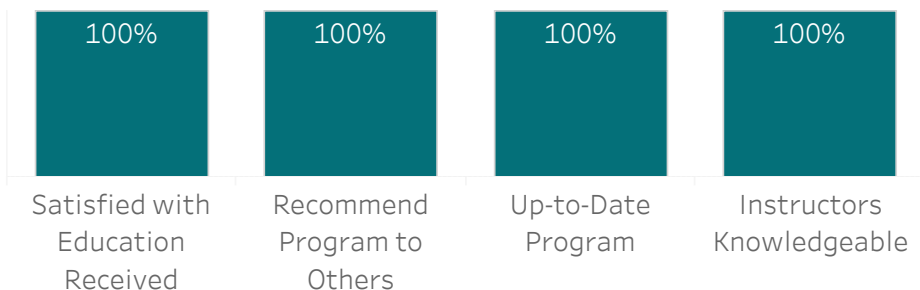


# Apprentice Aircraft Maintenance Journeyperson

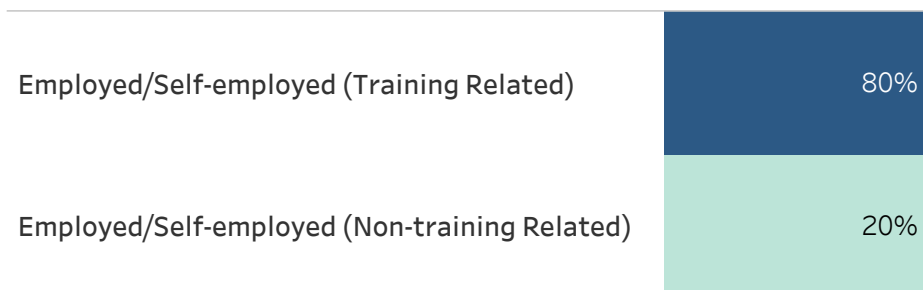
Diploma

An aircraft maintenance journeyperson inspects aircraft, completes aircraft weight and balance reports, tows and taxis aircraft, and troubleshoots and repairs aircraft systems. Aircraft maintenance journeypersons are employed by passenger and aircraft carriers and in specialty repair shops

Satisfaction - 2017-18



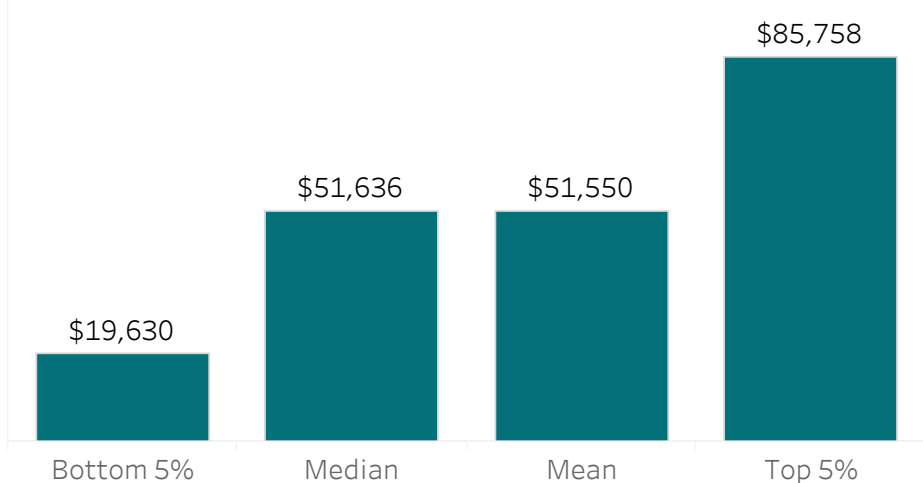
Graduate Activity - 2017-18



Three Year Comparison of Employed Respondents

	2015-16	2016-17	2017-18
Number of Graduates	19	10	12
Number of Respondents	3	1	5
Number of Employed Respondents	3	1	5
Percentage of Employed Respondents	100%	100%	100%
Number of Respondents Employed in Training Related Occupations	3	1	4
Percentage of Respondents Employed in Training Related Occupations	100%	100%	80%

Salary - Last Three Years

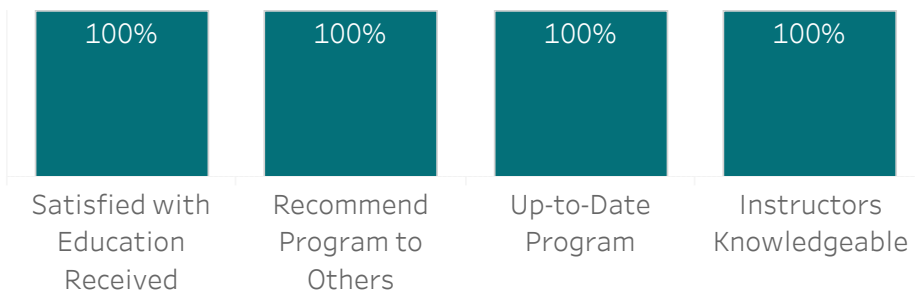


# Introduction to Aircraft Maintenance Engineer

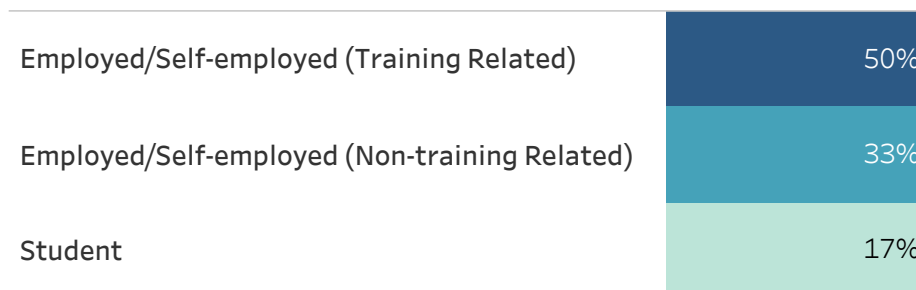
## Certificate

Using a combination of classroom theory and practical training on our fixed and rotary wing aircraft, Introduction to Aircraft Maintenance Engineer provides the necessary foundation for entry-level positions in the aircraft maintenance industry.

## Satisfaction - 2017-18



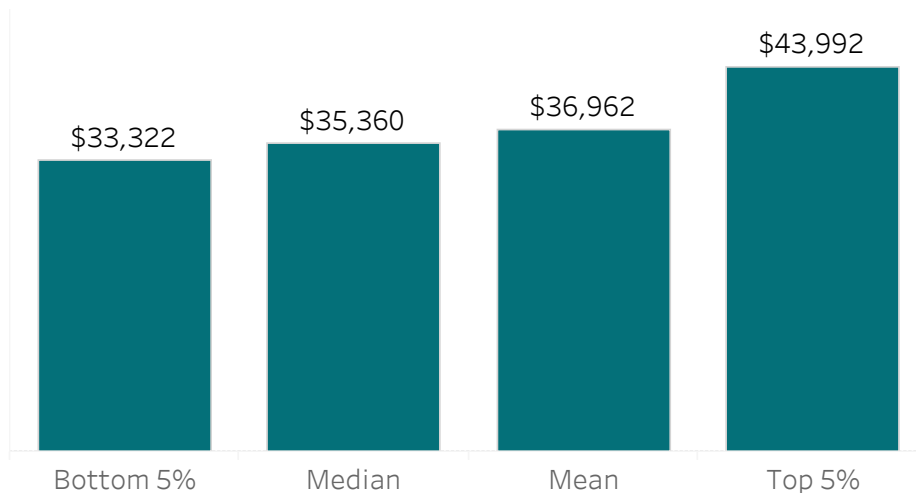
## Graduate Activity - 2017-18



## Three Year Comparison of Employed Respondents

	2015-16	2016-17	2017-18
Number of Graduates	5	6	11
Number of Respondents	5	3	6
Number of Employed Respondents	2	2	5
Percentage of Employed Respondents	40%	67%	83%
Number of Respondents Employed in Training Related Occupations	0	2	3
Percentage of Respondents Employed in Training Related Occupations	0%	67%	50%

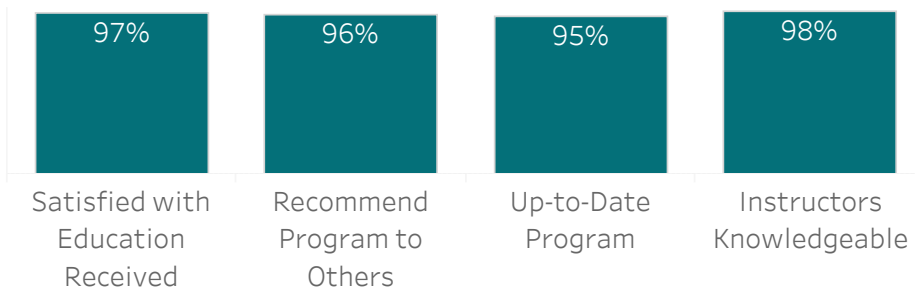
## Salary - Last Three Years



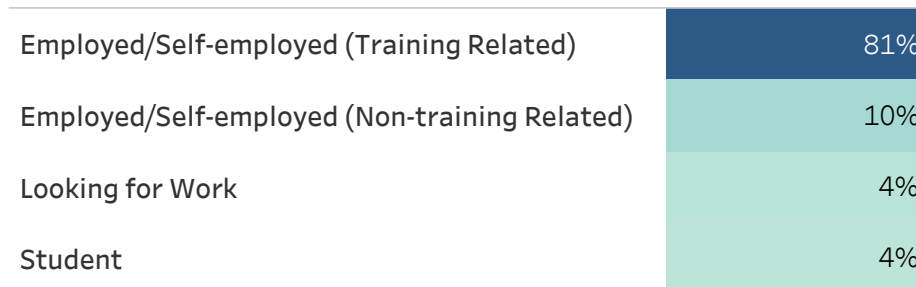
# All Programs in Transportation & Heavy Apprenticeship Trades

This division prepares students to work in the automotive maintenance and repair industry, as well as the heavy equipment trades.

## Satisfaction - 2017-18



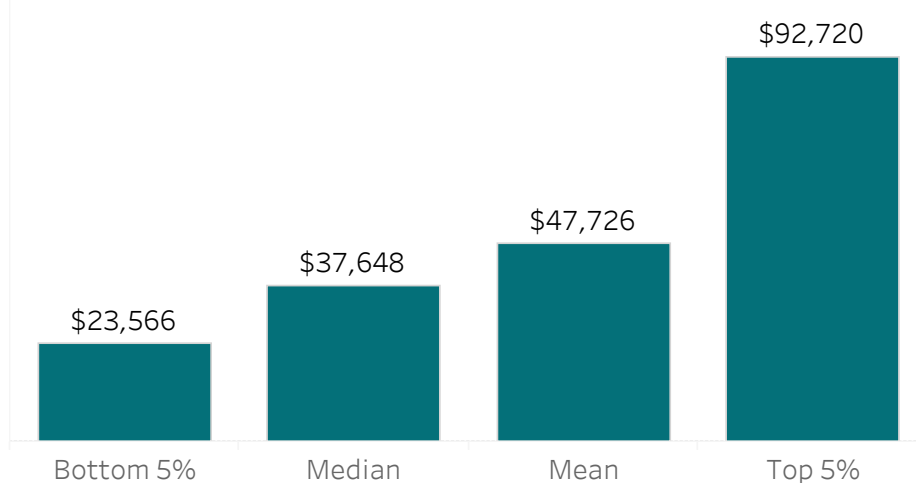
## Graduate Activity - 2017-18



## Three Year Comparison of Employed Respondents

	2015-16	2016-17	2017-18
Number of Graduates	397	398	391
Number of Respondents	171	121	182
Number of Employed Respondents	149	106	167
Percentage of Employed Respondents	87%	88%	92%
Number of Respondents Employed in Training Related Occupations	124	94	148
Percentage of Respondents Employed in Training Related Occupations	73%	78%	81%

## Salary - Last Three Years

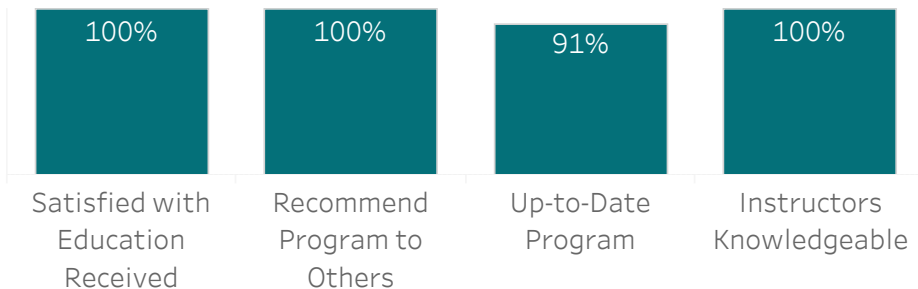


# App Automotive Service Technician

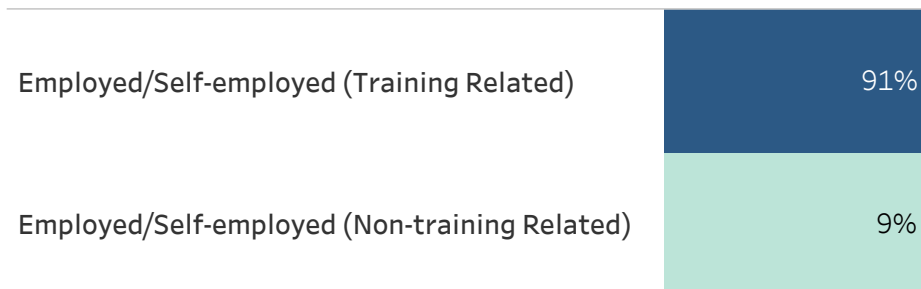
## Diploma

An automotive service technician diagnoses malfunctions in automobiles, buses and trucks and repairs them. They work on all parts of both gas-powered and diesel-powered motor vehicles, perform scheduled maintenance and advise customers on work performed, general vehicle conditioning and future repair requirements. Automotive service technicians also perform safety checks for licensing and insurance. Potential employers include automotive dealerships, garages, service stations, specialty shops, manufacturers and public transit systems.

## Satisfaction - 2017-18



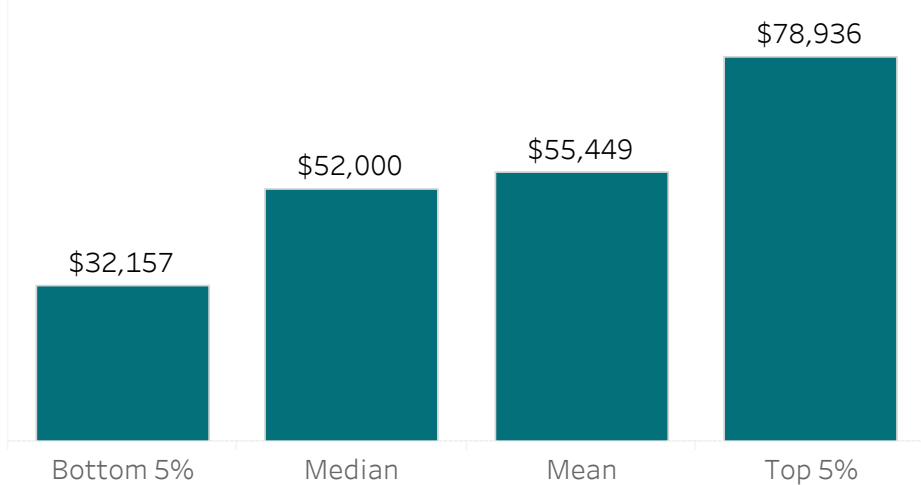
## Graduate Activity - 2017-18



## Three Year Comparison of Employed Respondents

	2015-16	2016-17	2017-18
Number of Graduates	40	46	36
Number of Respondents	17	12	11
Number of Employed Respondents	16	11	11
Percentage of Employed Respondents	94%	92%	100%
Number of Respondents Employed in Training Related Occupations	15	10	10
Percentage of Respondents Employed in Training Related Occupations	88%	83%	91%

## Salary - Last Three Years

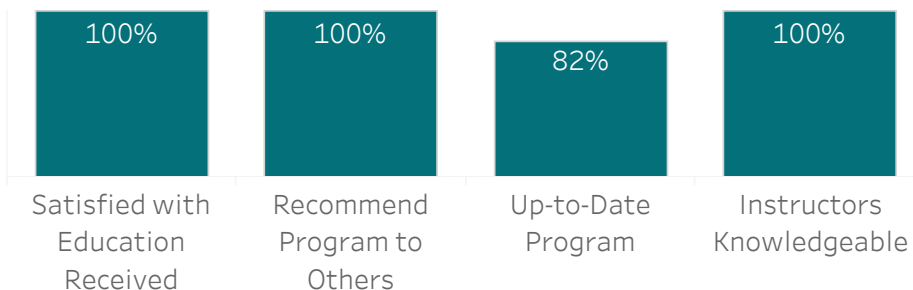


# App Truck & Transport Mechanic

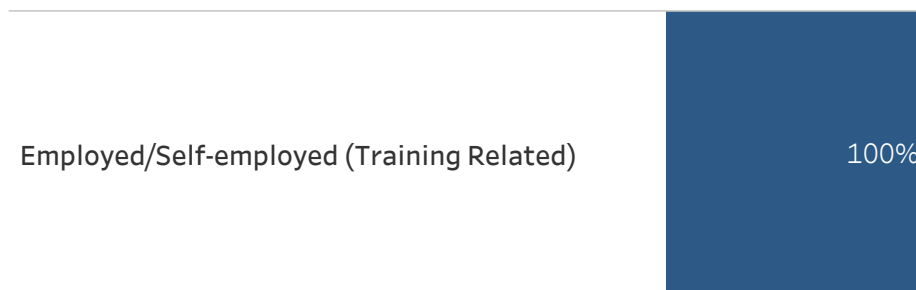
## Diploma

A truck and transport mechanic is certified to service, repair, assemble and maintain transport trucks and buses, including those with a gross weight of 4,500 kilograms or more. Equipment registered to carry people, equipment or goods on a highway as designated under The Highway Traffic Act, are also included in this certification. Potential employers include truck and transport dealerships, trucking firms and repair centres.

## Satisfaction - 2017-18



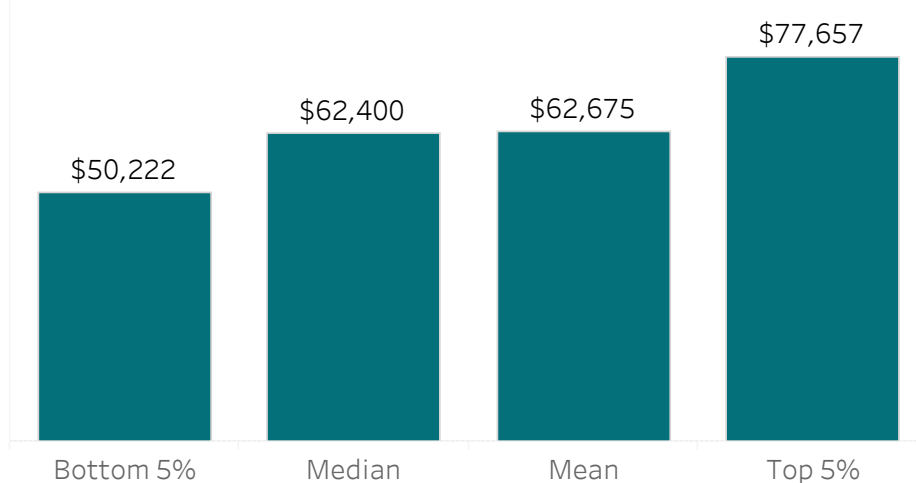
## Graduate Activity - 2017-18



## Three Year Comparison of Employed Respondents

	2015-16	2016-17	2017-18
Number of Graduates	41	45	43
Number of Respondents	13	12	11
Number of Employed Respondents	13	12	11
Percentage of Employed Respondents	100%	100%	100%
Number of Respondents Employed in Training Related Occupations	12	12	11
Percentage of Respondents Employed in Training Related Occupations	92%	100%	100%

## Salary - Last Three Years



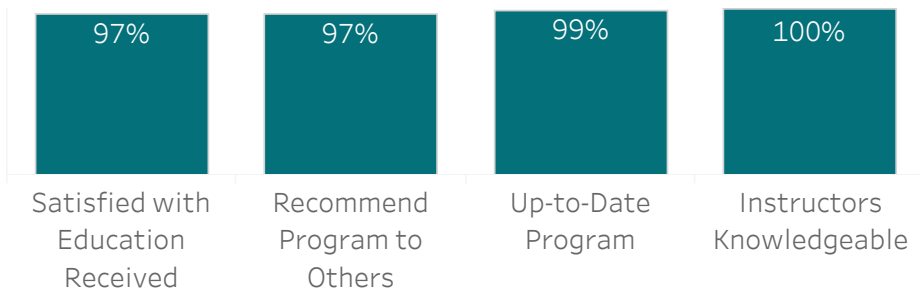


# Automotive Technician-Certificate

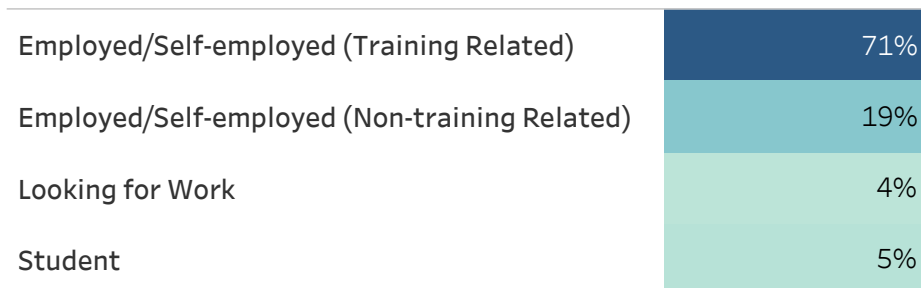
## Certificate

This program is designed to develop an understanding of the basic purpose, construction, operation and service of component parts and assemblies of an automobile. Students acquire the knowledge and skills required to disassemble, inspect, machine, calibrate and reassemble motor vehicle units and components. Graduates find employment in service stations, dealerships, large corporations, farming communities and allied industries where they may work in service, repair, sales, or parts distribution.

## Satisfaction - 2017-18



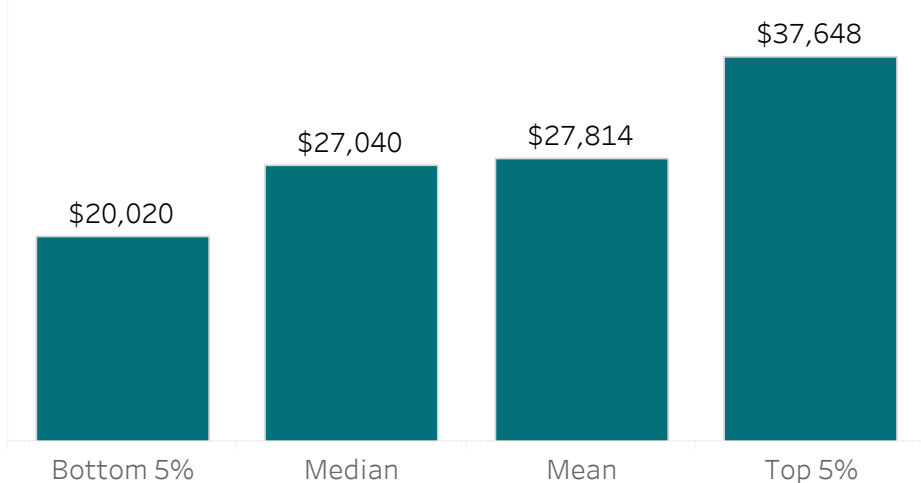
## Graduate Activity - 2017-18



## Three Year Comparison of Employed Respondents

	2015-16	2016-17	2017-18
Number of Graduates	79	94	121
Number of Respondents	39	33	73
Number of Employed Respondents	26	26	66
Percentage of Employed Respondents	67%	79%	90%
Number of Respondents Employed in Training Related Occupations	19	23	52
Percentage of Respondents Employed in Training Related Occupations	49%	70%	71%

## Salary - Last Three Years

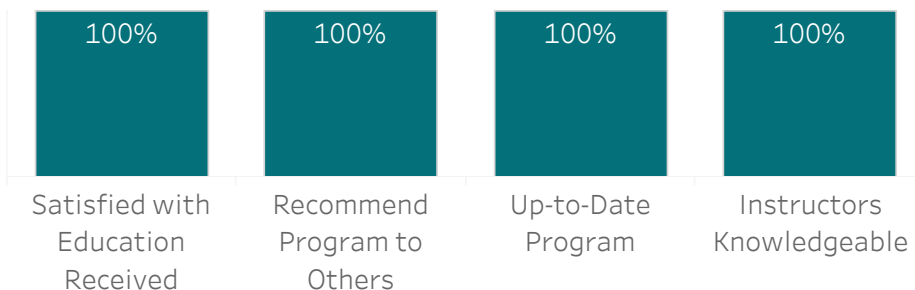


# Automotive Technician-Diploma

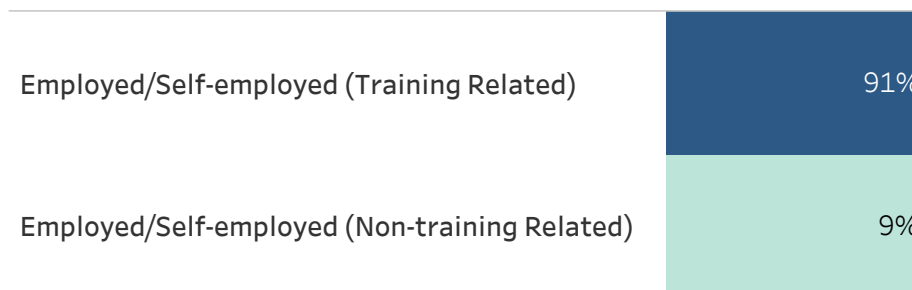
## Diploma

This program supplements the Automotive Technician - Certificate program to develop the skills needed to work in the electronic technician field. Entering students must have completed a 10-month Automotive Technician - Certificate or Heavy Duty Equipment Mechanic (certificate) program or have graduated with a Auto/Power Mechanics program from high school. This is a not an apprenticeship program, but may provide credit transfer opportunities towards apprenticeship. Graduates have found employment in service stations, dealerships, and specialty shops.

## Satisfaction - 2017-18



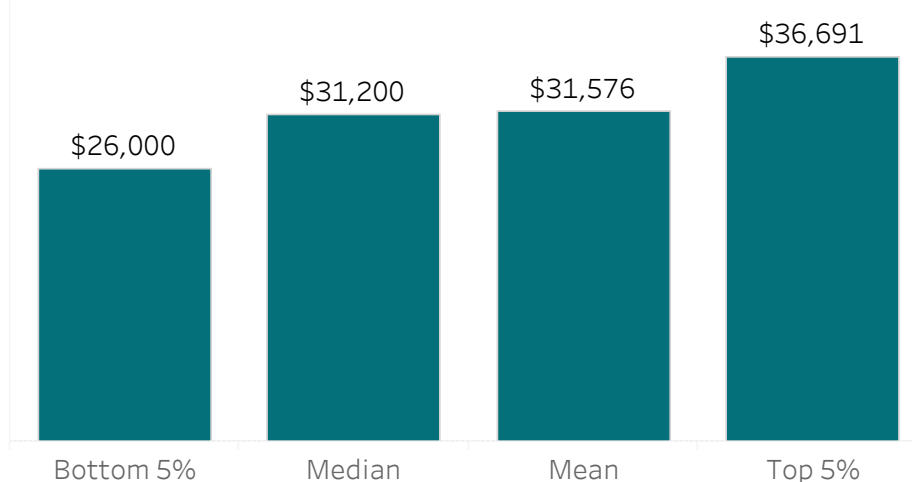
## Graduate Activity - 2017-18



## Three Year Comparison of Employed Respondents

	2015-16	2016-17	2017-18
Number of Graduates	19	24	21
Number of Respondents	10	11	11
Number of Employed Respondents	9	8	11
Percentage of Employed Respondents	90%	73%	100%
Number of Respondents Employed in Training Related Occupations	8	8	10
Percentage of Respondents Employed in Training Related Occupations	80%	73%	91%

## Salary - Last Three Years

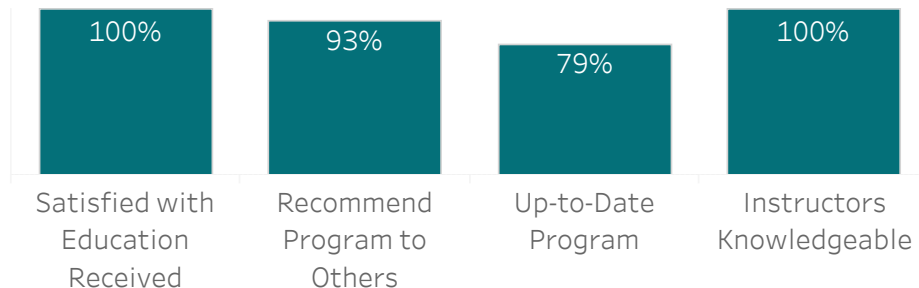


# Collision Repair and Refinishing

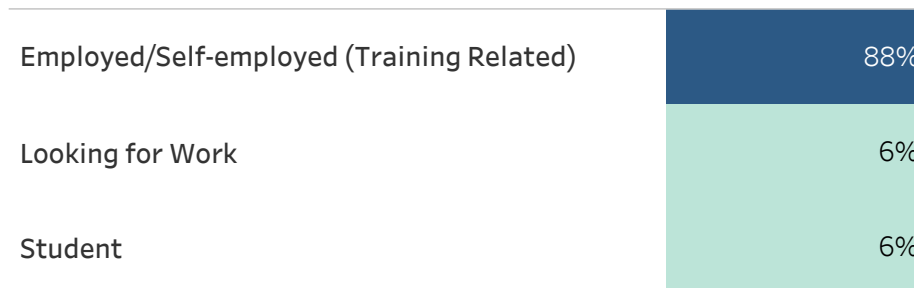
## Certificate

Collision Repair and Refinishing provides a basic working knowledge of all areas of metal working and spray painting. Students develop the skills and knowledge required to repair damaged vehicles, including all phases of autobody repair and painting. Many graduates find employment as autobody mechanics, metal finishers, painters' preppers, and bodyframe specialists. Others are employed as claims adjusters, collision estimators or shop supervisors.

## Satisfaction - 2017-18



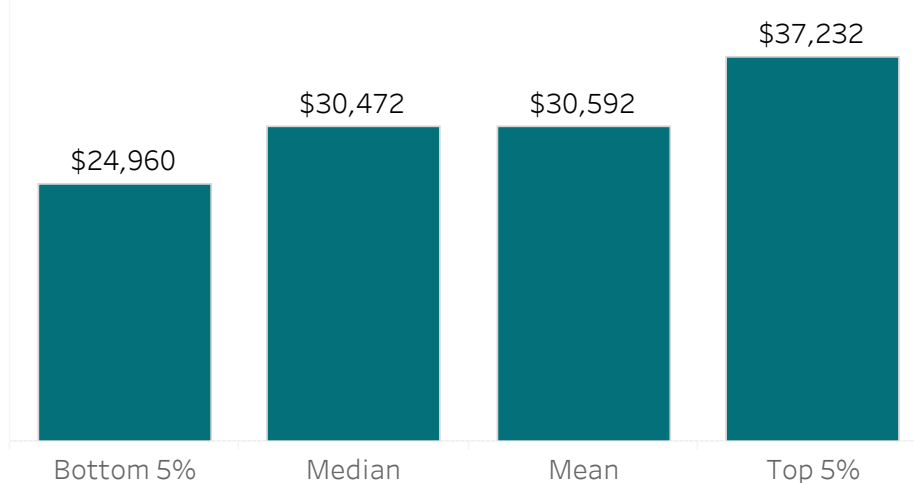
## Graduate Activity - 2017-18



## Three Year Comparison of Employed Respondents

	2015-16	2016-17	2017-18
Number of Graduates	23	23	28
Number of Respondents	11	7	16
Number of Employed Respondents	10	7	14
Percentage of Employed Respondents	91%	100%	88%
Number of Respondents Employed in Training Related Occupations	7	7	14
Percentage of Respondents Employed in Training Related Occupations	64%	100%	88%

## Salary - Last Three Years

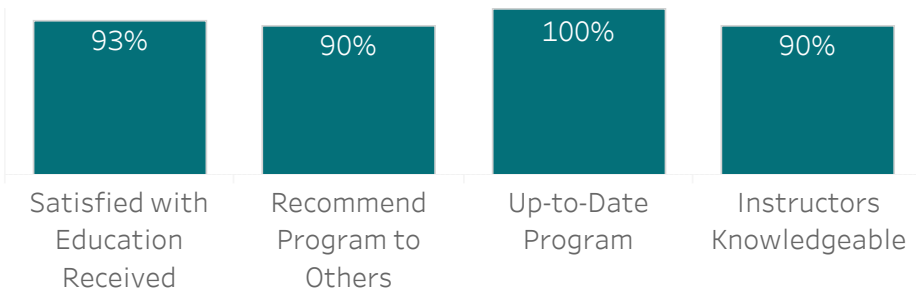


# Heavy Duty Equipment Mechanic

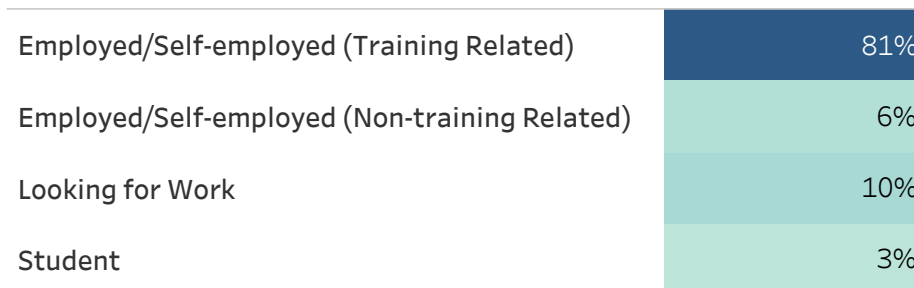
## Certificate

This program is designed to prepare students to adjust, service, and repair a variety of heavy mobile equipment, usually diesel powered, used in construction, agricultural, or highway transportation. Students develop basic knowledge and skills required to perform routine maintenance and repairs to vehicle systems and components. Graduates find employment in the agricultural, construction or transportation sectors.

## Satisfaction - 2017-18



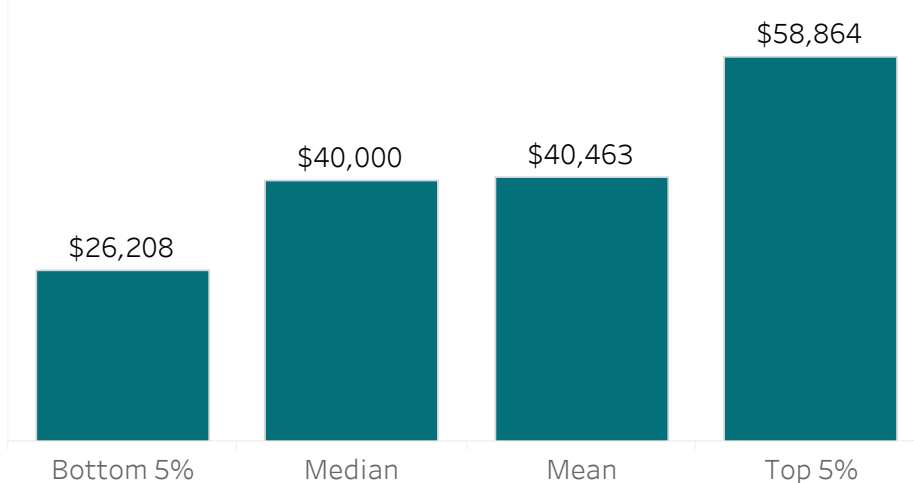
## Graduate Activity - 2017-18



## Three Year Comparison of Employed Respondents

	2015-16	2016-17	2017-18
Number of Graduates	49	46	59
Number of Respondents	33	20	31
Number of Employed Respondents	30	18	27
Percentage of Employed Respondents	91%	90%	87%
Number of Respondents Employed in Training Related Occupations	21	14	25
Percentage of Respondents Employed in Training Related Occupations	64%	70%	81%

## Salary - Last Three Years

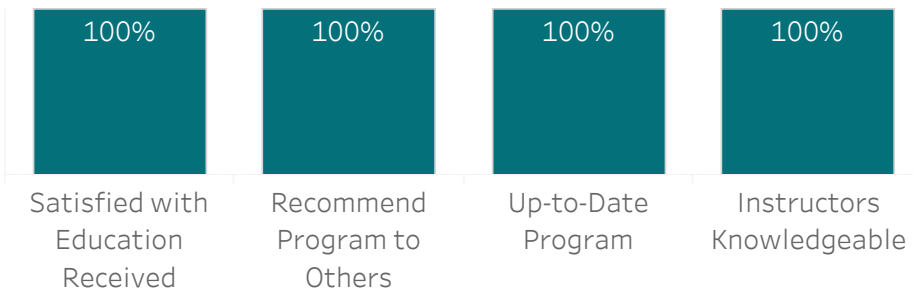


# Outdoor Power Equipment Technician

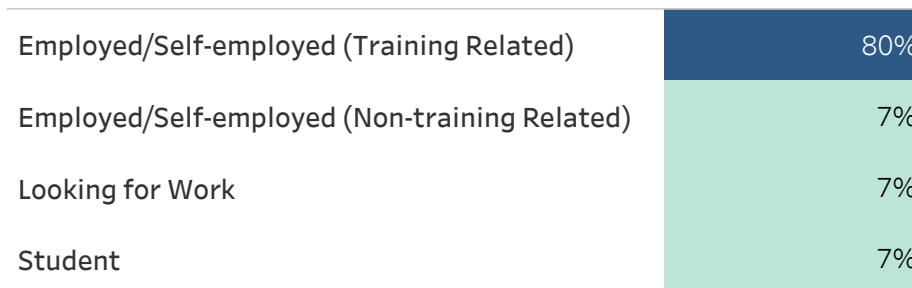
## Certificate

This program provides students with the skills and knowledge required for entry-level employment in the power equipment repair field. Graduates find employment with a variety of companies engaged in the sales or service of power equipment. Such companies may include agricultural equipment dealers, private power equipment sales and repair shops, rural agribusiness and various federal, provincial and municipal government departments, motorcycle and ATV dealerships, lawn and garden outlets, rental centres, remote fishing lodges, and marine, snowmobile, and personal watercraft dealerships.

## Satisfaction - 2017-18



## Graduate Activity - 2017-18



## Three Year Comparison of Employed Respondents

	2015-16	2016-17	2017-18
Number of Graduates	10	14	26
Number of Respondents	8	7	15
Number of Employed Respondents	5	6	13
Percentage of Employed Respondents	63%	86%	87%
Number of Respondents Employed in Training Related Occupations	4	4	12
Percentage of Respondents Employed in Training Related Occupations	50%	57%	80%

## Salary - Last Three Years

