



2016|2017

- Graduate Satisfaction and Employment Report

Table of Contents

Introduction	1
---------------------	----------

Report Highlights	2
--------------------------	----------

Survey Process	3
-----------------------	----------

Schools

Business & Applied Arts	4
------------------------------------	----------

3D Computer Graphics	5
Applied Accounting	6
Business Administration - Accounting	7
Business Administration - Administration	8
Business Administration - Financial Services	9
Business Administration	
- Human Resource Management	10
Business Administration - Marketing	11
Business Information Technology	
- Application Development	12
Business Information Technology	
- Network Management	13
Business Information Technology	
- Web Development	14
Commerce Industry Sales & Marketing	15
Creative Communications	16
Deaf Studies	17
Digital Media Design	18
Graphic Design	19
Graphic Design - Advanced	20
Health Information Management	21
International Business	22
Introduction to Business Information Technology	23
Technical Communication	24

Construction & Engineering Technologies	25
--	-----------

Architectural/Engineering Technology	26
Building Design Technology	27
Cabinetry & Woodworking - Certificate	28
Cabinetry & Woodworking Technology	29
Carpentry	30
Construction Management	31
Electrical	32
Electrical Engineering Technology	33
Electronic and Network Technician	34
Electronic Engineering Technology	35
Environmental Technology	36
Geographic Information Systems Technology	37
Geomatics Technology	38
Greenspace Horticulture	39
Instrumentation Engineering Technology	40
Intro to Electrical Engineering Technology	41
Municipal Engineering Technology	42
Network Technology (CCNA)	43
Plumbing	44
Refrigeration & Air Conditioning Technician	45
Structural Engineering Technology	46

Health Sciences & Community Services	47
---	-----------

Animal Health Technology	48
Chemical & Biosciences Technology (Co-op)	49
Child and Youth Care	50
Dental Assisting	51
Diagnostic Medical Sonography - Ultrasound	52
Disability & Community Support	53
Disability & Community Support - Certificate	54
Early Childhood Education	55
Early Childhood Education Workplace	56
Health Care Aide	57
Medical Laboratory Sciences	58
Medical Radiologic Technology	59
MRI & Spectroscopy	60
Nursing	61
Paramedicine - Primary Care Paramedic	62
Pharmaceutical Manufacturing	63
QA/QC in Pharmaceutical Industry	64

Hospitality & Culinary Arts	65
--	-----------

Culinary Arts	66
Culinary Arts - Certificate	67
Hospitality & Tourism Management	68
Hotel & Restaurant Management	69
Professional Baking & Patisserie	70

Indigenous Education & Community Relations	71
---	-----------

Aboriginal Program for College Enrichment & Transition	72
Aboriginal Self-Government Administration	73
ACCESS Aircraft Maintenance & Manufacturing	74
Community Development /	
Community Economic Development	75
Introduction to Trades	76

Transportation, Aviation & Manufacturing	77
---	-----------

Aerospace Manufacturing	78
Aircraft Maintenance Engineer	79
Aircraft Maintenance Engineer - Certificate	80
Automotive Technician - Certificate	81
Automotive Technician - Diploma	82
Collision Repair and Refinishing	83
Heavy Duty Equipment Mechanic	84
Intro to Aircraft Maintenance Engineer	85
Manufacturing CAD	86
Manufacturing Technician	87
Mechanical Engineering Technology	88
Outdoor Power Equipment Technician	89
Power Engineering Technology	90
Precision Metal Machining	91
Technology Management	92
Welding	93

Table of Contents (continued)

Centre for Teaching Excellence, Innovation & Research 94

Certificate in Adult Education	95
Industrial Arts/Technology Teacher Education	96
Industrial Arts/Technology Teacher Education - Accelerated	97
Technical Vocational Teacher Education	98
Technical Vocational Teacher Education (part-time).	99

Continuing Education 101

Accounting (part-time)	102
Administrative Assistant (full-time)	103
Administrative Assistant (part-time)	104
Applied Counselling (part-time)	105
Building Construction Technician (part-time).	106
Business Administration - Administration (part-time).	107
Business Analyst (part-time).	108
Business and Administration Studies (part-time)	109
Computer and Network Support (part-time)	110
Educational Assistant Certificate (full-time)	111
Educational Assistant Certificate (part-time)	112
Health Care Aide (part-time).	113
Health Services Leadership & Management (part-time).	114
Health Unit Clerk (full-time)	115
Health Unit Clerk (part-time)	116
Human Resource Management (part-time).	117
Industrial Electrical Maintenance (part-time).	118
Industrial Supervision (part-time)	119
Justice and Public Safety (part-time).	120
Legal Assistant (full-time)	121
Library & Information Technology (part-time)	122
Library Training (part-time)	123
Management Development (part-time)	124
Medical Device Reprocessing Technician (full-time)	125
Medical Device Reprocessing Technician (part-time)	126
Occupational Health & Safety (full-time)	127
Occupational Health & Safety (part-time)	128
Power Engineering - 5th Class (full-time).	129
Professional Photography (full-time).	130
Project Management (part-time)	131
Railway Conductor (full-time)	132
Residential Decorating (full-time)	133
Residential Decorating (part-time).	134
Software Development (part-time)	135
Studies in Aboriginal Child Care (part-time)	136
Studies in Special Needs Child Care (part-time).	137
Therapeutic Recreation Facilitator for Older Adults (full-time).	138
Web Site Development (part-time)	139

Appendix A:

Graduate Satisfaction and Employment Survey Questionnaire	140
--	-----

Appendix B:

Continuing Education Graduate Satisfaction and Employment Survey Questionnaire	142
---	-----

Appendix C:

Glossary	144
--------------------	-----

Appendix D:

Program Changes	145
---------------------------	-----

Appendix E:

Occupations by Program	146
----------------------------------	-----

Introduction

This 2016/2017 report summarizes the findings of the surveys of 2015/2016 Red River College (RRC) graduates from regular programs and continuing education programs.

The College conducts these surveys of graduates every year to understand employment outcomes and the attitudes and feelings of graduates about their education at RRC. The findings are used across the College to improve programs.

The College's academic aim is to help create successful careers for learners and a skilled workforce for the community by providing comprehensive, inclusive, and accessible learning opportunities through high quality, leading edge, applied education programs. To assess how well the College is doing in this endeavor, it is essential to seek out our graduates and ask what they are doing.

This report contains results from two surveys:

- The first is the Graduate Satisfaction and Employment survey that gathers information on employment status and program satisfaction from graduates of mainly full-time certificate, diploma, and post diploma, and degree programs.
- The second is the School of Continuing Education (CE) Graduate survey that gathers information from graduates of CE certificate and diploma programs.

This report serves many purposes. It helps establish the College's accountability to the Council on Post-Secondary Education and the Province of Manitoba, as well as to graduates and students, and to all Manitobans. It also helps in the continuous improvement of our academic programming as results from the surveys are used for reviews throughout the College. Overall the knowledge provided by our graduates informs RRC's planning.

The report is also used by prospective students themselves, high school and college counselors, academic advisors, faculty, and many others who are involved in the career planning and decision-making process for current and prospective students.

The pages that follow include a number of tables and charts at a college-wide, school and program level providing employment related information and education satisfaction ratings. There is a wealth of information on the outcomes of our graduates.

The Graduate Satisfaction and Employment Report is a collective effort, receiving support and input from all RRC academic departments and the entire Research and Planning staff.

The primary objectives of the surveys are to:

- Ascertain the employment status of graduates, their quality of employment and whether this employment is related to their field of study;
- Examine the opinions and attitudes of graduates about the education received at Red River College; and
- Obtain information on salaries, types of positions, and locations of employment.

Comments about this Report can be directed to the Research and Planning Department, C509-2055 Notre Dame Avenue, Winnipeg, MB R3H 0J9, Canada, or 204.632.2038. The report is available online at blogs.rrc.ca/numbers/reports under **Student and Graduate Reports**.

Questions concerning the methodology of the study should be directed to Nancy Ball, Research Assistant, at 204.632.2909 or nball@rrc.ca



Mike Krywy, Manager
Research and Planning

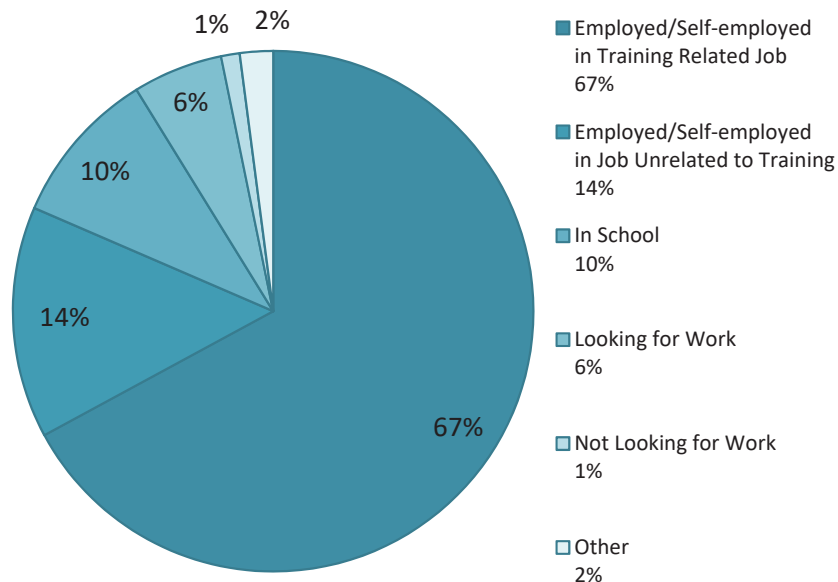
Report Highlights

Red River College's 2016/2017 Satisfaction and Employment survey of 2015/2016 graduates shows that graduates continue to find jobs in Manitoba and express high levels of satisfaction with their education.

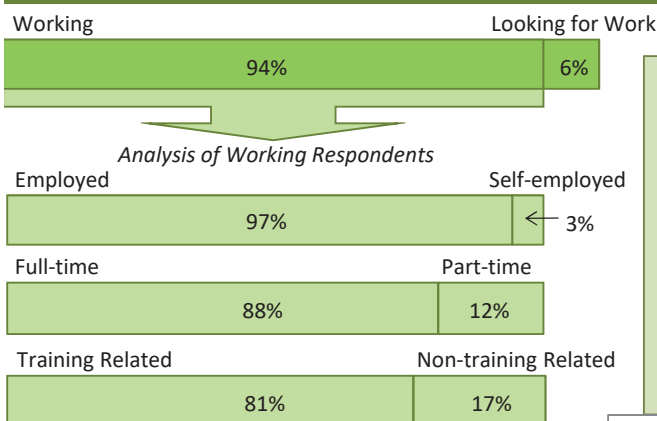
Of all full-time day program graduates who responded to the survey, 92 percent were employed or furthering their education.

Of those graduates who were in the labour force, seeking employment, 94 percent found jobs. Only 6 percent were looking for work. Moreover, of the responding employed graduates who reported an employer's address, 98 percent were in Manitoba. By far, most College graduates remain in Manitoba to contribute to the province's prosperity and to its social and cultural vitality.

CURRENT STATUS
(% Of all Respondent in this Report)



Graduates in the Labour Force

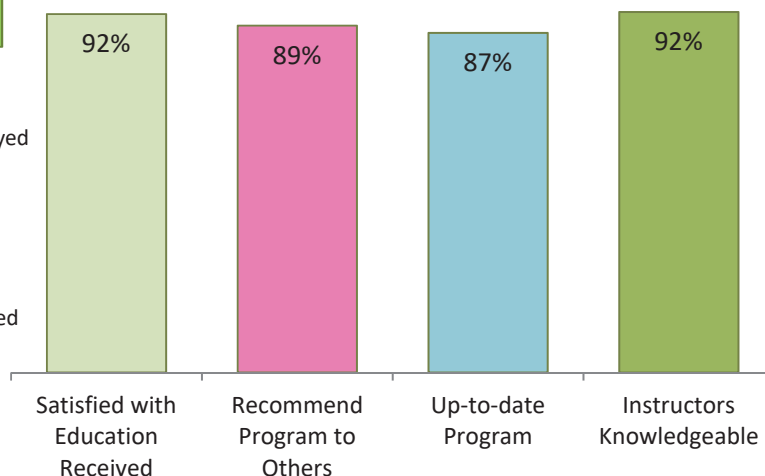


(Undeclared category is not illustrated)

Eighty-one percent of employed/self-employed graduates reported that they were working in a field related to the education and training received. In addition, 88 percent of the employed/self-employed graduates reported that they were employed full-time.

Ninety-two percent of all respondents reported that they were very satisfied or satisfied with their education at Red River College and 89 percent said they would recommend their program to others.

Graduates also reported their annual salaries. There is variation in the level of achieved income by program with an average of \$43,786, which was an increase of 0.9 percent over that reported by 2014/2015 graduates.



Top Ten Average Starting Salaries

Power Engineering Technology	\$101,784
Technical Vocation Teacher Ed (part-time)	\$86,200
Nursing	\$74,695
Greenspace Horticulture	\$71,016
Diagnostic Medical Sonography - Ultrasound	\$70,396
Structural Engineering Technology	\$70,096
Certificate in Adult Education	\$68,721
Industrial Arts/Tech Teacher Ed - Accelerated	\$66,430
Medical Laboratory Sciences	\$60,516
Construction Management	\$60,477

(Excludes programs with only one salary provided)

Survey Process

Red River College surveys its graduates on an annual basis. The survey collects data related to the graduates' employment status, salary, occupation and skill use. Graduates are asked to indicate their level of satisfaction with the education received at Red River College.

The analyzed data from the completed and returned surveys are presented in this report for each program. Data on the Employment Status of graduates are presented for each Academic School.

SCOPE OF THE SURVEY

Graduates from degree, post-graduate diploma, diploma and certificate programs, as well as from programs delivered in partnership with external agencies were sent surveys six months following the end of the previous academic year. A total of 1,556 students representing the graduating class of 2015/2016 participated in the survey. Graduates from Apprenticeship and Regional Campus programs were surveyed but are not included in this report. Graduates from the Language Training Centre and Adult Learning Centre programs were not included in the survey. Four hundred and seventy-three graduates from the School of Continuing Education programs also participated in the survey.

METHODOLOGY

The survey fielding consisted of two phases. In the first phase a survey questionnaire and personalized letter were sent to each student who graduated between July 1, 2015 and June 30, 2016 (see Appendix A and B). A second survey and letter were sent to those who did not respond to the initial request. In order to maximize the response rates for individual programs, phase 2 involved a telephone/online survey of the non-responding graduates to phase 1.

RESPONSE RATES

All program graduates were surveyed and a percentage of this population responded. The results in this report are based on those respondents. The number of graduates responding to the survey is identified in this report for each program.

Table 1 and Table 2 summarize response and cooperation rates. Response rates are calculated on the total number of mailed surveys, while cooperation rates are calculated on the number of delivered surveys.

RESPONSE

Table 1: Response Rates by Achievement

Achievement	Number of Programs Surveyed	Number of Surveys Sent Out	Number of Surveys Returned	Response Rate (%)	Undeliverables	Cooperation Rate (%)
Certificate	37	1109	591	53%	59	53%
Degree	2	169	103	61%	4	62%
Diploma	47	1251	792	63%	39	65%
Post-graduate Diploma	7	159	70	44%	16	49%
Total	93	2688	1556	58%	118	61%

Table 2: School of Continuing Education Response Rates by Achievement

Achievement	Number of Programs Surveyed	Number of Surveys Sent Out	Number of Surveys Returned	Response Rate (%)	Undeliverables	Cooperation Rate (%)
Certificate	41	703	466	66%	17	68%
Diploma	2	9	7	78%		78%
Total	43	712	473	66%	17	68%

Note: Throughout the report, percentages may vary due to rounding.

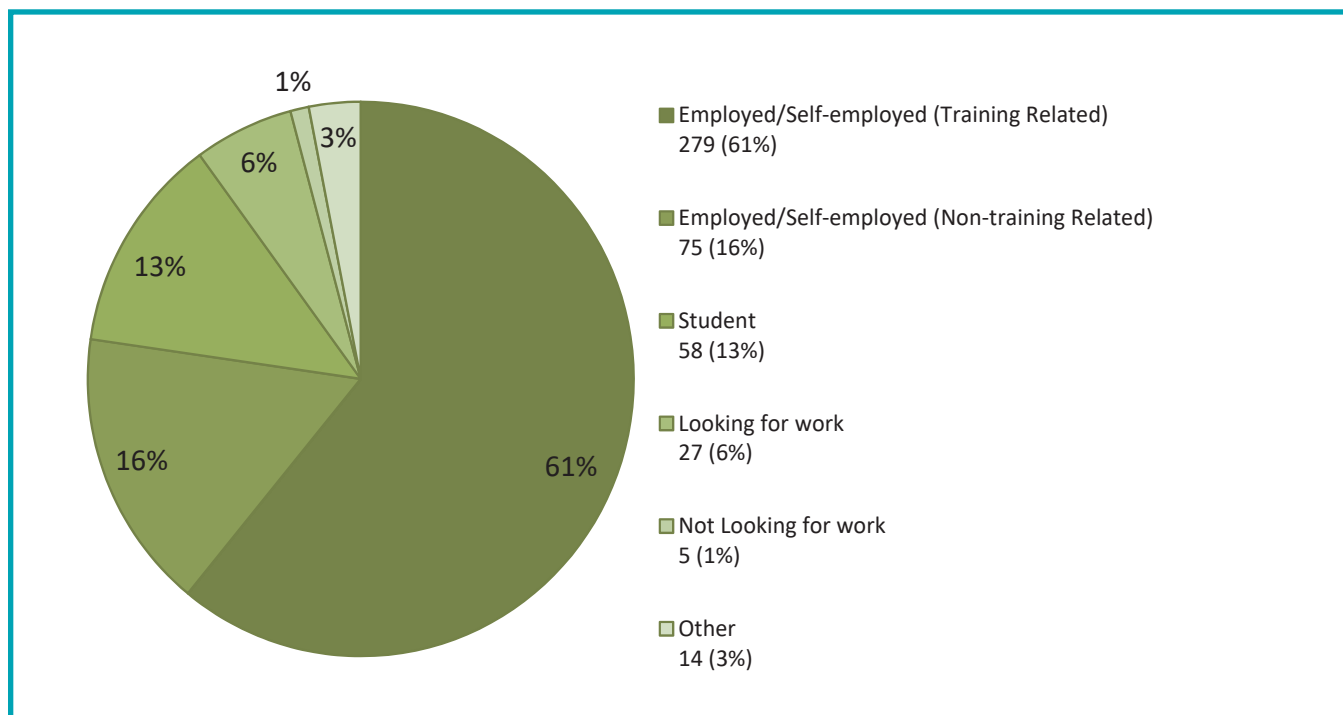
School of Business & Applied Arts

The School of Business and Applied Arts consists of three departments: Accounting and Computer Education; Applied Commerce & Management Education; and Creative Arts. The School offers programs designed to meet the specific needs of the business, information technology, and graphics and communications professions.

Of the programs surveyed, there were 154 certificates, 532 diplomas, and 93 post-graduate diplomas awarded in 2015-16.

Seven hundred and seventy-nine graduates were surveyed with 458 responding for a 59% response rate.

CURRENT ACTIVITY OF RESPONDENTS



PROGRAMS SURVEYED AND INCLUDED IN THIS REPORT

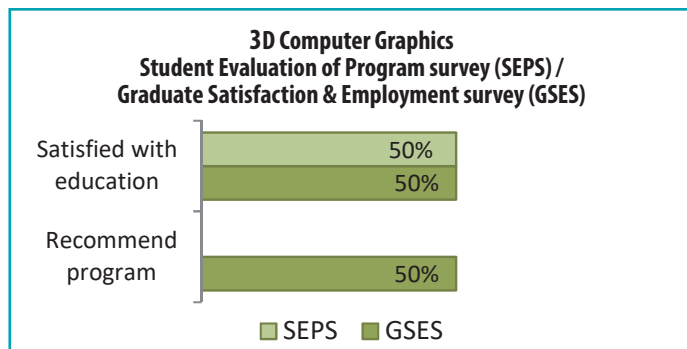
- | | |
|---|---|
| 3D Computer Graphics | Commerce Industry Sales & Marketing |
| Applied Accounting | Creative Communications |
| Business Administration - Accounting | Deaf Studies |
| Business Administration - Administration | Digital Media Design |
| Business Administration - Financial Services | Graphic Design |
| Business Administration - Human Resource Management | Graphic Design - Advanced |
| Business Administration - Marketing | Health Information Management |
| Business Information Technology - Application Development | International Business |
| Business Information Technology - Network Management | Introduction to Business Information Technology |
| Business Information Technology - Web Development | Technical Communication |

Top Salary: \$45,500

Employed: 83%

3D Computer Graphics

One-Year Post-Diploma Program



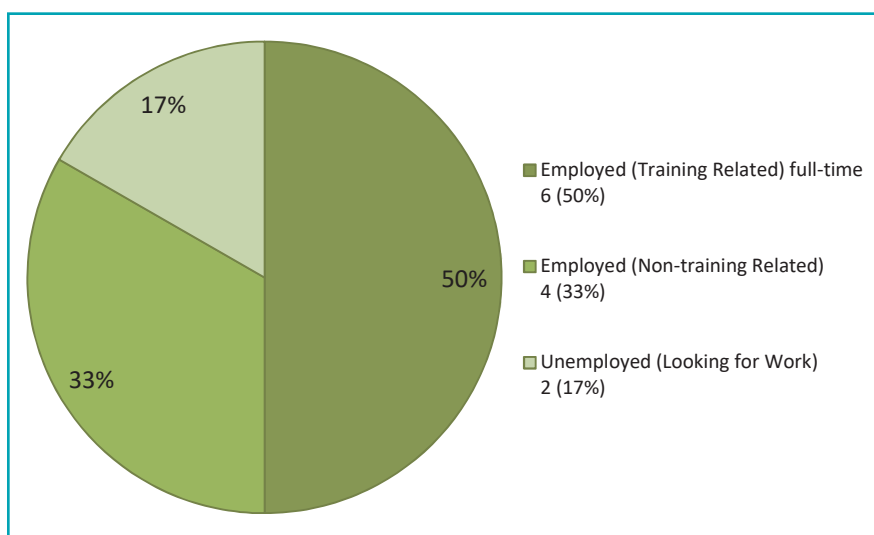
Comparison of 2015-16 graduate cohort ratings with the ratings of the 2015-16 student cohort

This program is designed for industry professionals and/or graduates of Digital Media Design or equivalent programs who wish to upgrade their skills.

Graduates of the 3D Computer Graphics program find employment in visual effects, motion graphics, video game development, 3D simulation and prototyping, medical imaging, and 3D simulation industries. Some graduates choose self-employment as freelance artists.

EMPLOYMENT STATISTICS:

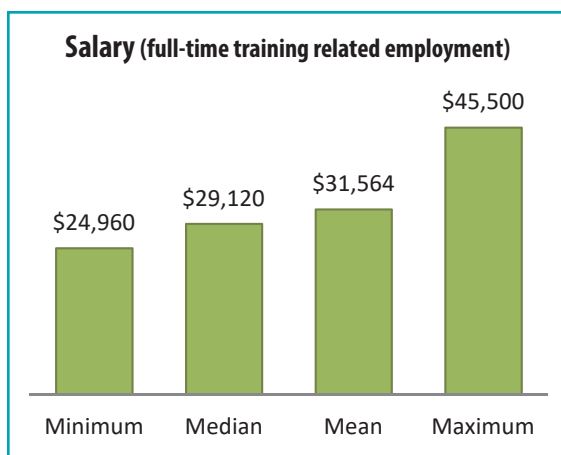
Current Activity of Respondents



Occupations

(full or part-time training related employment)

3D Generalist
3D Modelling Intern
Character Modeller
Digital Media Designer
Junior Environment Modeller



Three Year Comparison of Employed Respondents	2013-14	2014-15	2015-16
Number of Graduates	14	15	13
Number of Respondents	8	11	12
Number of Employed Respondents	6	9	10
Percentage of Employed Respondents	75%	82%	83%
Number of Respondents Employed in Training Related Occupations	5	4	6
Percentage of Respondents Employed in Training Related Occupations	63%	36%	50%

Applied Accounting

Top Salary: \$55,100

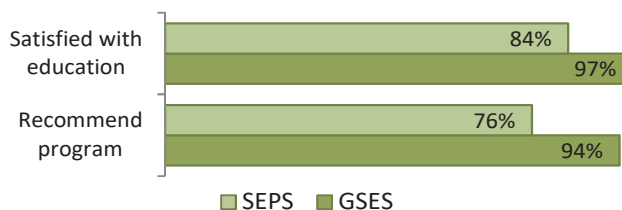
Employed: 81%

In School: 14%

One-Year Certificate Program

The Applied Accounting program is designed to provide the necessary skills needed for entry level accounting support positions. In addition to developing basic accounting and computer skills, the program includes courses in general business practices. Most graduates find employment as accounting or finance clerks or small business bookkeepers in public administration, professional, scientific and technical services, manufacturing, wholesale trade, transportation and warehousing, retail trade, or finance and insurance.

Applied Accounting
Student Evaluation of Program survey (SEPS) /
Graduate Satisfaction & Employment survey (GSES)



Comparison of 2015-16 graduate cohort ratings with the ratings of the 2015-16 student cohort

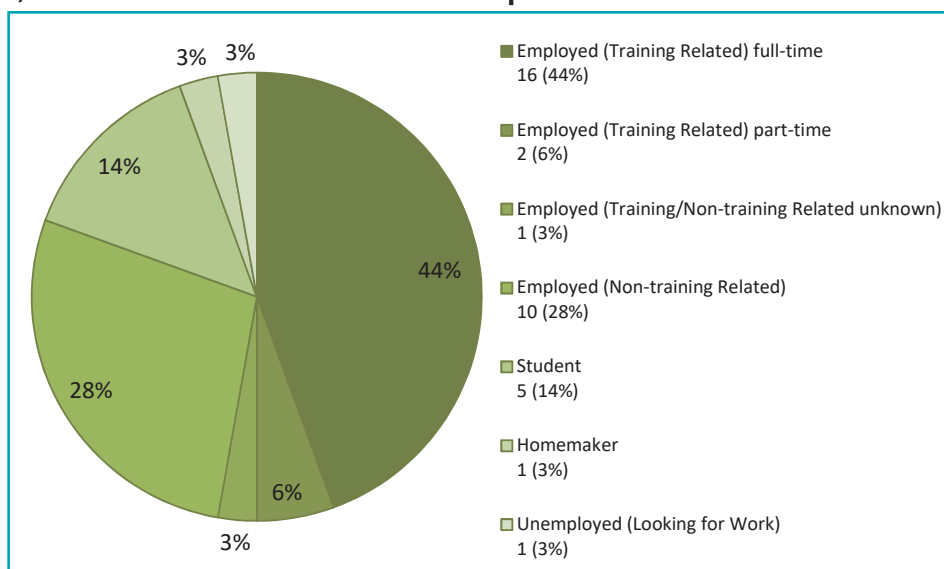
EMPLOYMENT STATISTICS:

Occupations

(full or part-time training related employment)

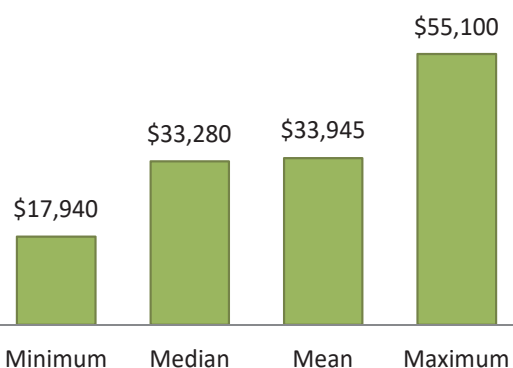
Accounting Bookkeeper
Accounting Clerk
Accounting Specialist
Accounts Payable Clerk
Accounts Receivable Administrator
Admin Clerk
Assistant Property Manager
Book Keeping
Bookkeeper/Payroll
Compliance Service Officer
Corporate Accounting Clerk
Head Bookkeeper
Intake Coordinator
Junior Assistant Manager
Office Administrator
Office Manager/Accountant
VLT Accountant

Current Activity of Respondents



Three Year Comparison of Employed Respondents	2013-14	2014-15	2015-16
Number of Graduates	76	90	86
Number of Respondents	22	48	36
Number of Employed Respondents	18	38	29
Percentage of Employed Respondents	82%	79%	81%
Number of Respondents Employed in Training Related Occupations	11	20	18
Percentage of Respondents Employed in Training Related Occupations	50%	42%	50%

Salary (full-time training related employment)



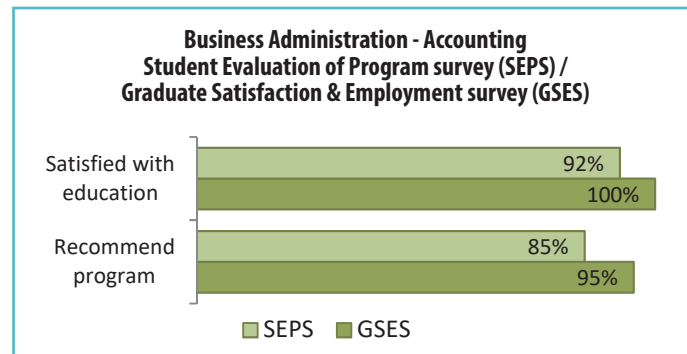
Top Salary: \$41,600

Employed: 77%

In School: 16%

Business Administration - Accounting

Two-Year Diploma Program

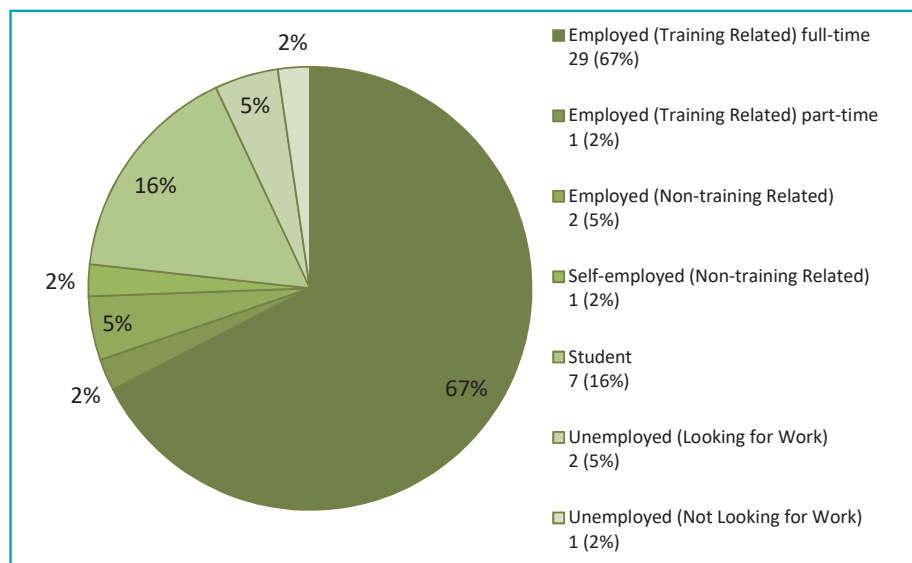


Comparison of 2015-16 graduate cohort ratings with the ratings of the 2015-16 student cohort

Graduates of this Business Administration major develop abilities and obtain knowledge of accounting principles and practices. Many graduates pursue post-graduate programs in professional accounting, including CMA and CGA programs. Graduates of the Accounting major usually find employment in the accounting departments of Manitoba businesses. Others have found careers in small business or started their own enterprises.

EMPLOYMENT STATISTICS:

Current Activity of Respondents

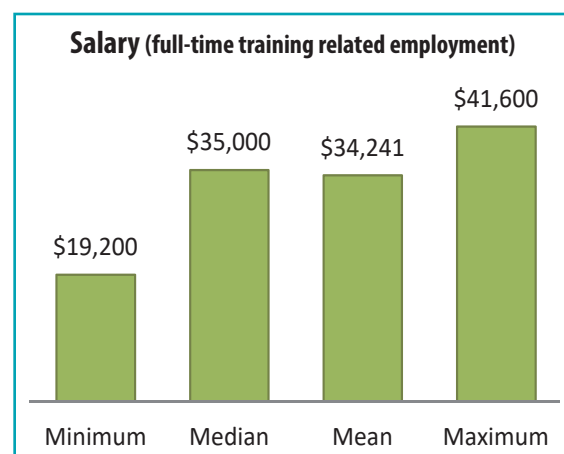


Occupations

(full or part-time training related employment)

Account Manager
Accounting Assistant
Accounting Clerk
Accounting Technician
Accounts Payable
Accounts Payable Clerk
Audit and Insurance Accountant
Bookkeeper
Clerical / Technical
Dance Teacher and Accounts Manager
Finance Coordinator
Finance Support Clerk
Fund Accountant
General Ledger Accountant
Junior Accountant
Junior General Accountant
Office Administrator / Bookkeeper
Operations Administrator
Processing Administrator
Restaurant Manager

Staff Accountant
Team Accountant



Three Year Comparison of Employed Respondents	2013-14	2014-15	2015-16
Number of Graduates	110	98	74
Number of Respondents	59	63	43
Number of Employed Respondents	53	39	33
Percentage of Employed Respondents	90%	62%	77%
Number of Respondents Employed in Training Related Occupations	39	34	30
Percentage of Respondents Employed in Training Related Occupations	66%	54%	70%

Business Administration - Administration

Top Salary: \$72,000

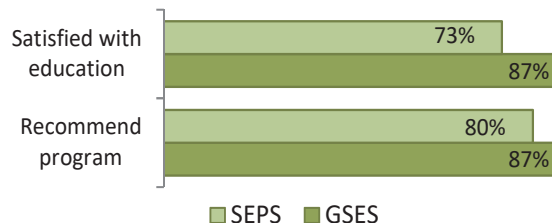
Employed: 71%

In School: 19%

Two-Year Diploma Program

Students develop a potential for supervision and management through the study of business-related courses and practical projects. Many graduates have been accepted into management training programs with department stores, banks, insurance companies and financial institutions. Others have found careers in small business or started their own enterprises.

Business Administration - Administration
Student Evaluation of Program survey (SEPS) /
Graduate Satisfaction & Employment survey (GSES)



Comparison of 2015-16 graduate cohort ratings with the ratings of the 2015-16 student cohort

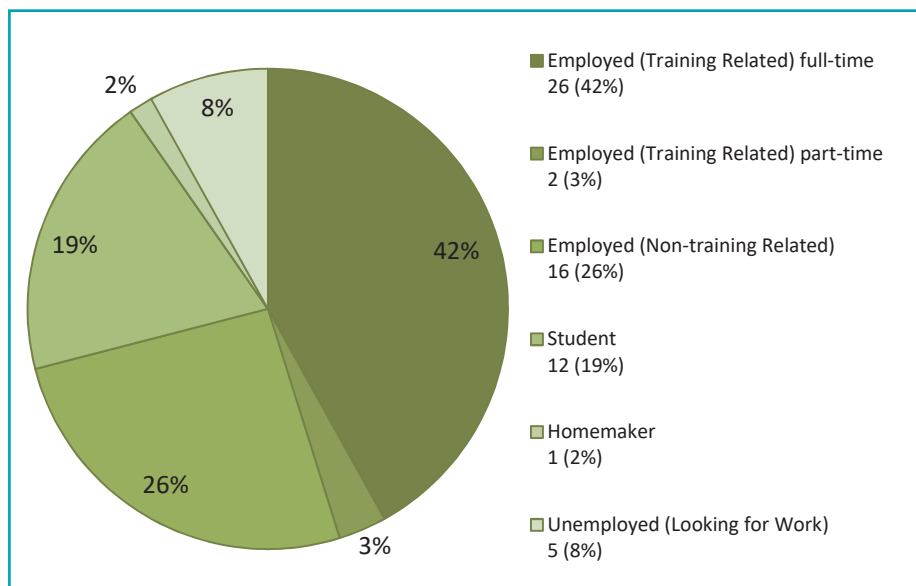
EMPLOYMENT STATISTICS:

Occupations

(full or part-time training related employment)

Adjustor
Administrative Assistant
Administrative Float/Assistant
Administrative Secretary
AR Clerk
Assistant Front Store Manager
Banking Advisor
Bilingual Customer Service Rep
Communication Office Coordinator
Customer Service Rep
Customer Service/Data Entry
Department Supervisor
Doughnut Manager
Financial Services Manager
Front of House Manager
Insurance Broker
Logistics Co-ordinator
Office Administrator
Office and Program Coordinator
Office Manager
Product Design/Developer/
Uploader
Record Services Technician
Route Sales Representative

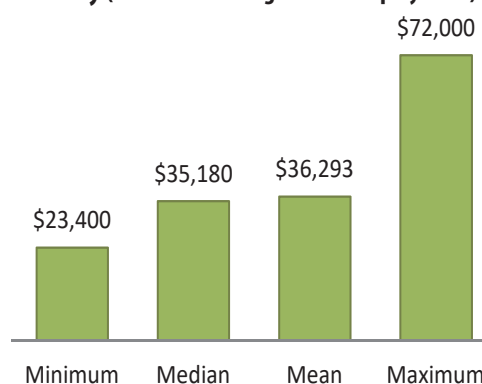
Current Activity of Respondents



Sales and Marketing Associate
Sales Support Administrator
Service Administrator

Three Year Comparison of Employed Respondents	2013-14	2014-15	2015-16
Number of Graduates	103	98	92
Number of Respondents	50	62	62
Number of Employed Respondents	36	43	44
Percentage of Employed Respondents	72%	69%	71%
Number of Respondents Employed in Training Related Occupations	25	30	28
Percentage of Respondents Employed in Training Related Occupations	50%	48%	45%

Salary (full-time training related employment)



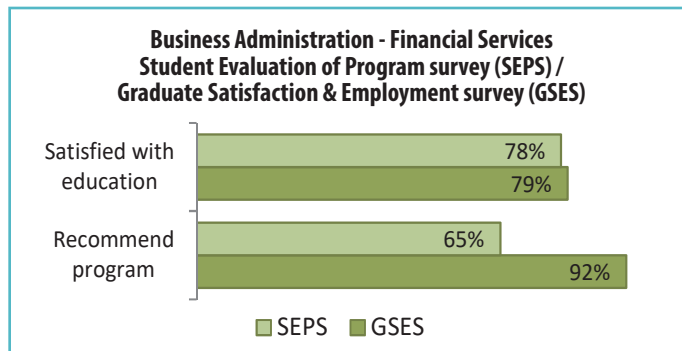
Top Salary: \$60,000

Employed: 92%

In School: 4%

Business Administration - Financial Services

Two-Year Diploma Program

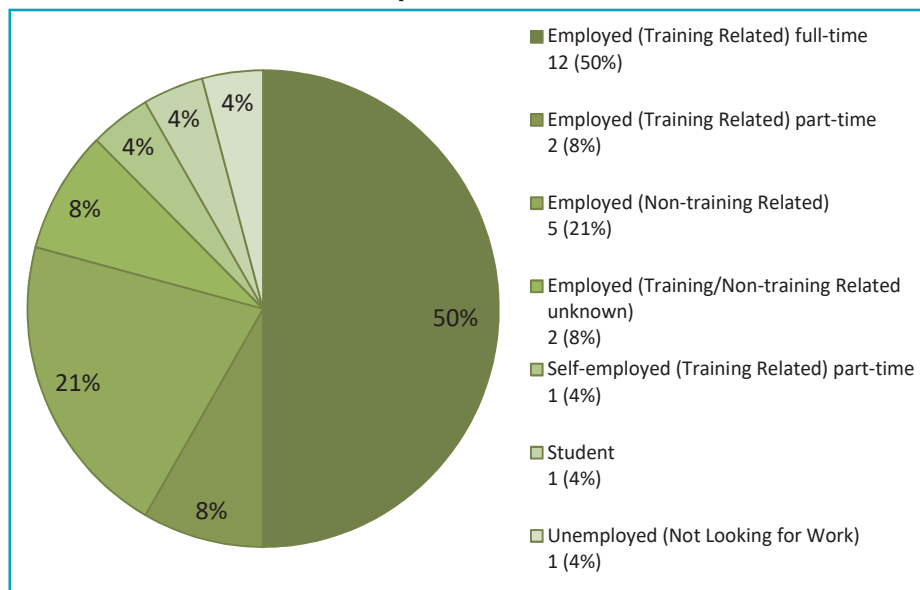


Comparison of 2015-16 graduate cohort ratings with the ratings of the 2015-16 student cohort

Students develop a potential for supervision and management through the study of business-related courses and practical projects. The Financial Services major is designed for those interested in banking and finance as a career. The major provides graduates with strong communication, organizational, and analytical skills, and experience in financial applications.

EMPLOYMENT STATISTICS:

Current Activity of Respondents

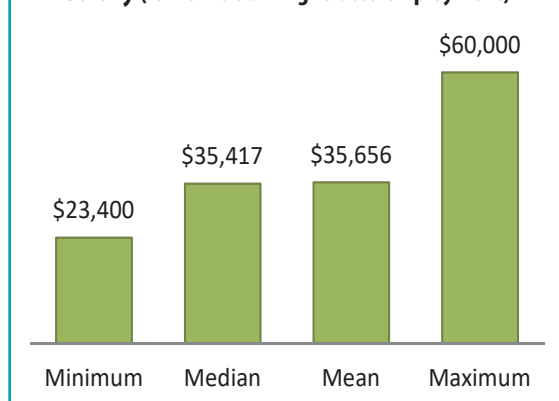


Occupations

(full or part-time training related employment)

Accounts Payable and Payroll
Banking Advisor
Customer Service Representative
Customer Service Representative/
Bank Teller
Financial Advisor
Financial Planning Administrator
Financial Services Manager
Independent Contractor
Insurance Broker
Member Services Representative
Sales Associate
Team manager

Salary (full-time training related employment)



Three Year Comparison of Employed Respondents

	2013-14	2014-15	2015-16
Number of Graduates	42	49	36
Number of Respondents	27	28	24
Number of Employed Respondents	22	22	22
Percentage of Employed Respondents	82%	79%	92%
Number of Respondents Employed in Training Related Occupations	15	16	15
Percentage of Respondents Employed in Training Related Occupations	56%	57%	63%

Business Administration - Human Resource Management

Top Salary: \$50,000

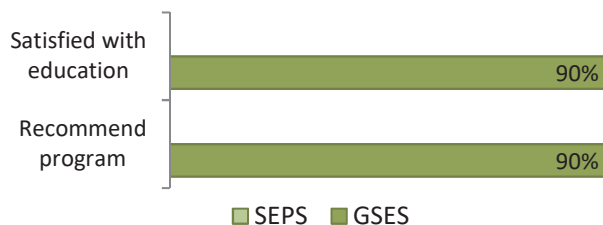
Employed: 81%

In School: 10%

Two-Year Diploma Program

This Business Administration major is designed for students with strong critical thinking and interpersonal skills who want to implement the functions of human resource management. Students will be prepared for an administrative role in an HRM department and can begin the professional certification process, if they desire.

Business Administration - Human Resource Management Student Evaluation of Program survey (SEPS) / Graduate Satisfaction & Employment survey (GSES)



Comparison of 2015-16 graduate cohort ratings with the ratings of the 2015-16 student cohort

*There is no 2015-16 SEPS data for this program.

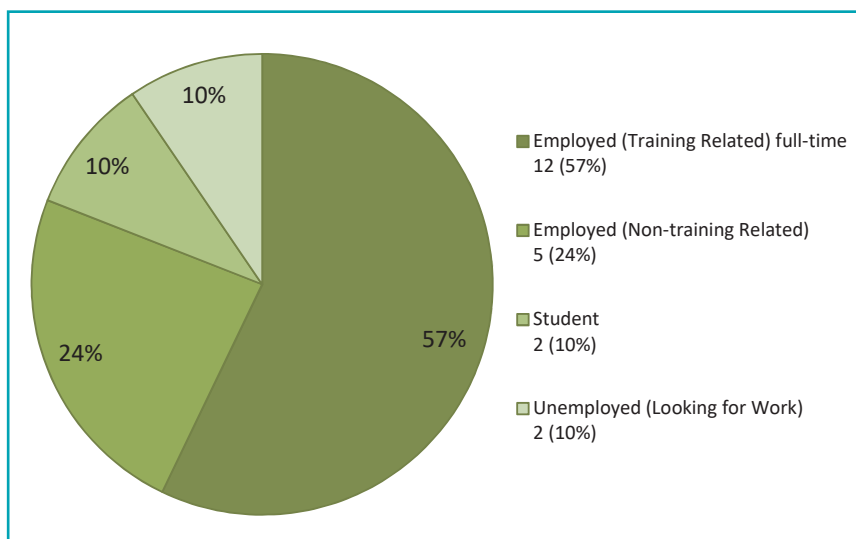
EMPLOYMENT STATISTICS:

Occupations

(full or part-time training related employment)

Accounting Assistant
Admin Assistant
Administrative Assistant, Construction
Customer Service
HR Specialist for Recruitments
Human Resources Assistant
Membership and Accreditation Specialist
Merchandising Inventory Manager
Office Coordinator
Personnel Associate - HR Department
Sales Associate
Training and Certification Coordinator

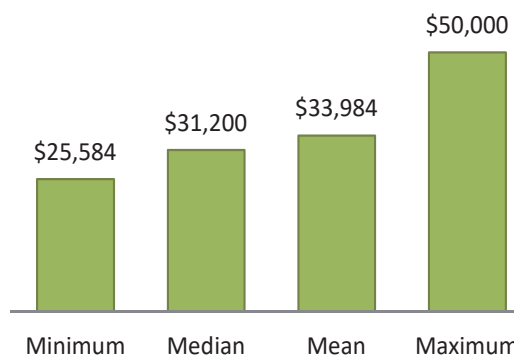
Current Activity of Respondents



Three Year Comparison of Employed Respondents	2013-14	2014-15*	2015-16
Number of Graduates		40	36
Number of Respondents		29	21
Number of Employed Respondents		22	17
Percentage of Employed Respondents		76%	81%
Number of Respondents Employed in Training Related Occupations		13	12
Percentage of Respondents Employed in Training Related Occupations		45%	57%

*Note: 2014-15 is the first graduating class for this program major.

Salary (full-time training related employment)



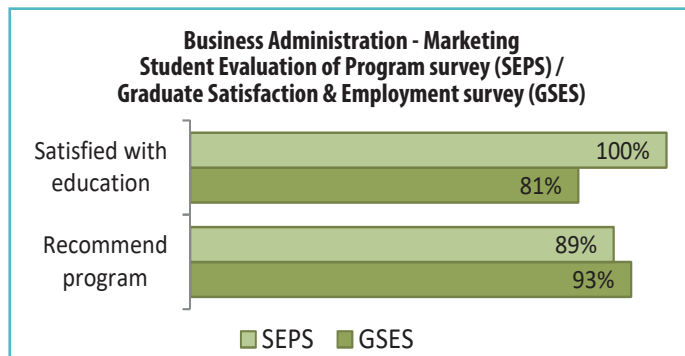
Top Salary: \$48,000

Employed: 89%

In School: 7%

Business Administration - Marketing

Two-Year Diploma Program



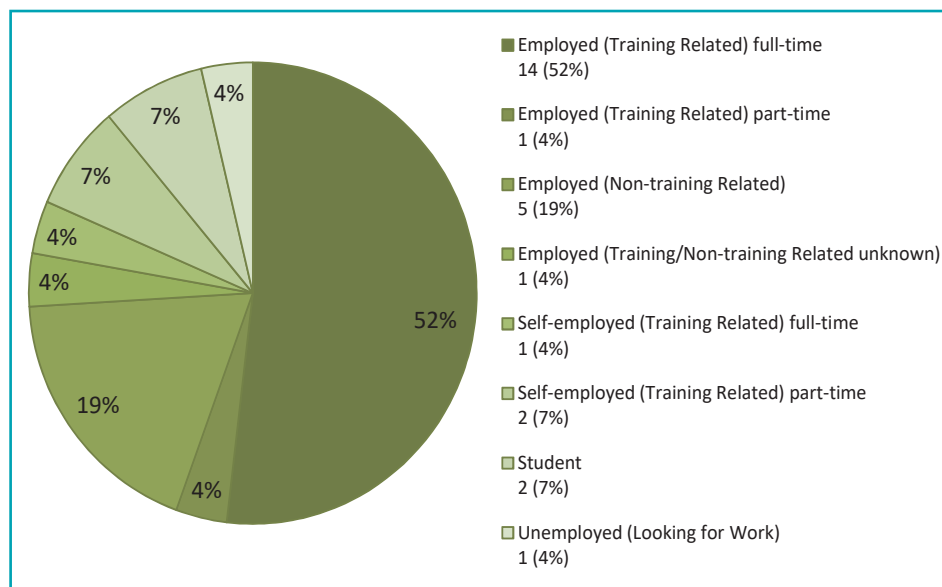
Comparison of 2015-16 graduate cohort ratings with the ratings of the 2015-16 student cohort

Students in this Business Administration major develop critical and analytical skills used in the strategic marketing process.

Many graduates seek employment in the marketing departments of a variety of businesses, including retail, manufacturing and industrial sectors. Other have found careers in small business or started their own enterprises.

EMPLOYMENT STATISTICS:

Current Activity of Respondents

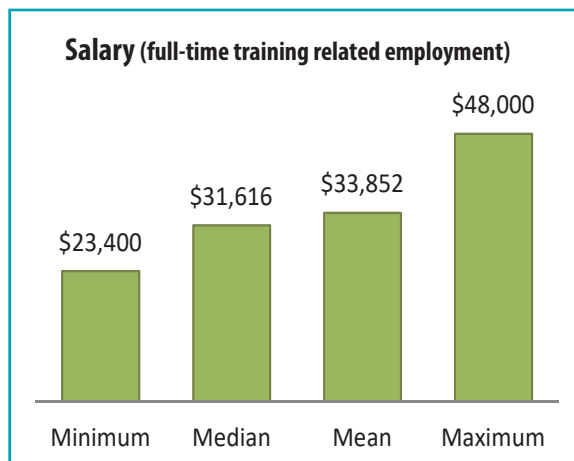


Occupations

(full or part-time training related employment)

Account Manager
Admin Assistant
Assistant Manager
Associate Manager
Bilingual Customer Service Representative
Boutique Manager
Claims Clerk
Events Coordinator - Marketing Dept
Free Marketing
Inside Sales Representative
Inventory & eCommerce Coordinator
Laser Tag Owner and Arbonne Consultant
Management Trainee
Manager/Owner - Brand Management
Mobile Food Service Vendor
Office Manager
SEO Specialist
Telephone Service Representative

Salary (full-time training related employment)



Three Year Comparison of Employed Respondents	2013-14	2014-15	2015-16
Number of Graduates	64	52	44
Number of Respondents	32	33	27
Number of Employed Respondents	28	22	24
Percentage of Employed Respondents	88%	67%	89%
Number of Respondents Employed in Training Related Occupations	16	18	18
Percentage of Respondents Employed in Training Related Occupations	50%	55%	67%

Business Information Technology - Application Development

Top Salary: \$75,400

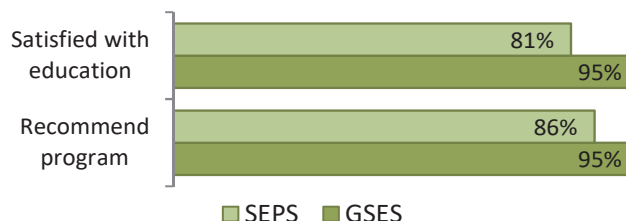
Employed: 90%

In School: 5%

Two-Year Diploma Program

The Business Information Technology (BIT) program is a two-year diploma program that gives students a solid foundation in information technology in the first year followed by second-year specialties. The Application Development major builds proficiency in application development for business systems. Major languages explored include Java, C#, and Ruby.

BIT - Application Development
Student Evaluation of Program survey (SEPS) /
Graduate Satisfaction & Employment survey (GSES)



Comparison of 2015-16 graduate cohort ratings with the ratings of the 2015-16 student cohort

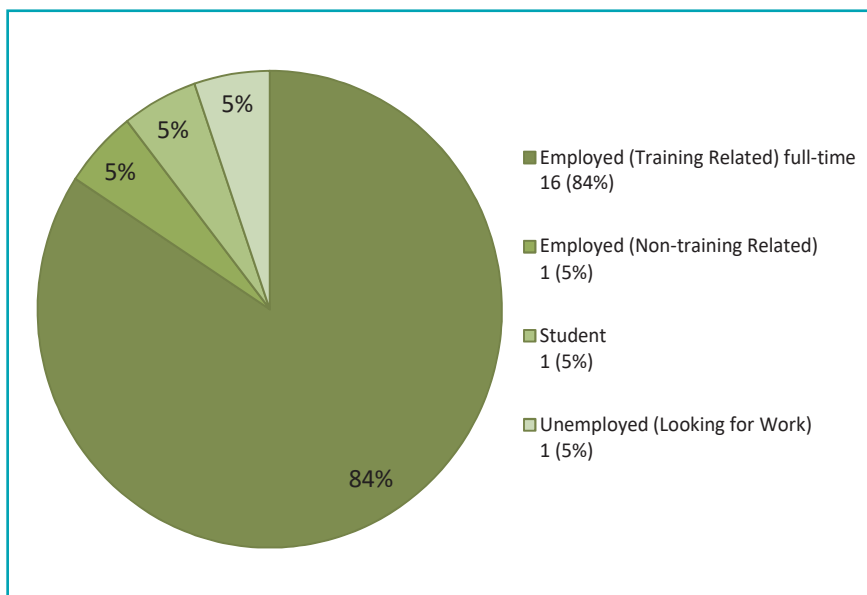
EMPLOYMENT STATISTICS:

Occupations

(full or part-time training related employment)

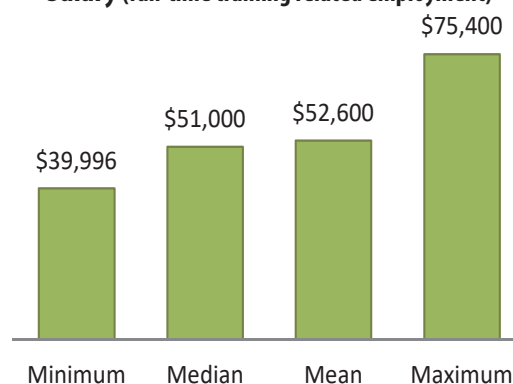
Application Programmer
Business Analyst
Data Generator
Educational Assistant
Full Stack Developer
Information System Analyst
IT Change Management
Lead Developer
Programmer Analyst
Senior ITS
Sharepoint Developer
Software Developer
Software Engineer
Web Developer

Current Activity of Respondents



Three Year Comparison of Employed Respondents	2013-14	2014-15	2015-16
Number of Graduates	14	20	31
Number of Respondents	7	9	19
Number of Employed Respondents	7	9	17
Percentage of Employed Respondents	100%	100%	90%
Number of Respondents Employed in Training Related Occupations	6	8	16
Percentage of Respondents Employed in Training Related Occupations	86%	89%	84%

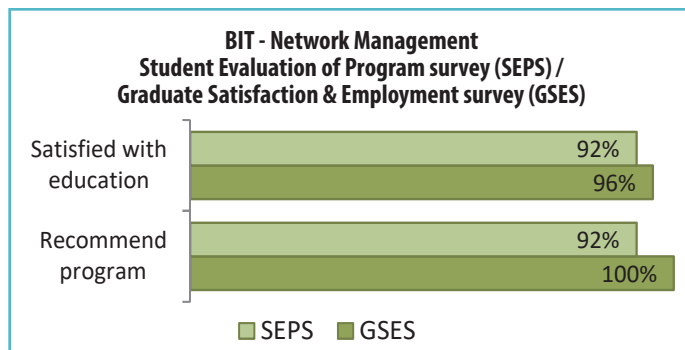
Salary (full-time training related employment)



Top Salary: \$66,301
Employed: 100%

Business Information Technology - Network Management

Two-Year Diploma Program

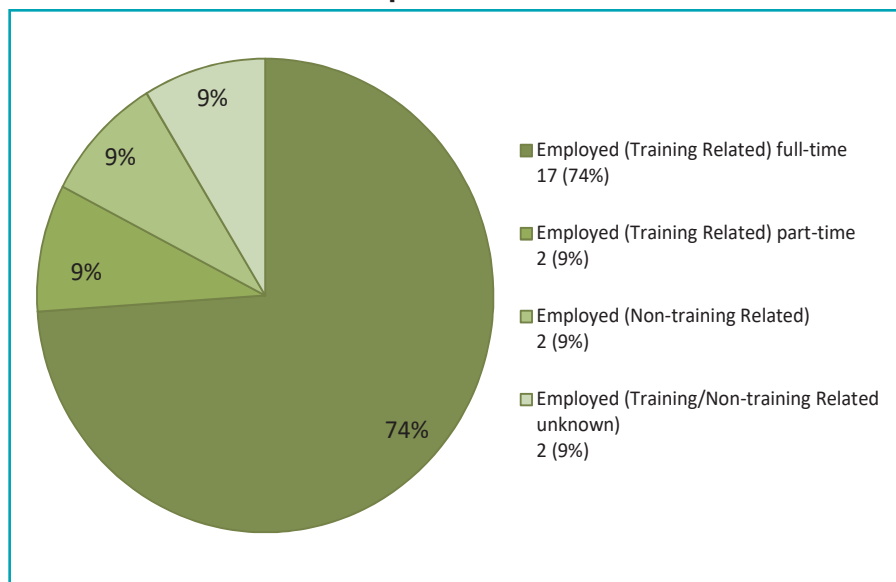


Comparison of 2015-16 graduate cohort ratings with the ratings of the 2015-16 student cohort

The Business Information Technology (BIT) program is a two-year diploma program that gives students a solid foundation in information technology in the first year followed by second-year specialties. The Network Management major provides the skills needed for network administration, security and disaster recovery, platform integration, and Windows and Unix servers. Some courses are integrated with established programs such as the Cisco Networking Academy Program.

EMPLOYMENT STATISTICS:

Current Activity of Respondents

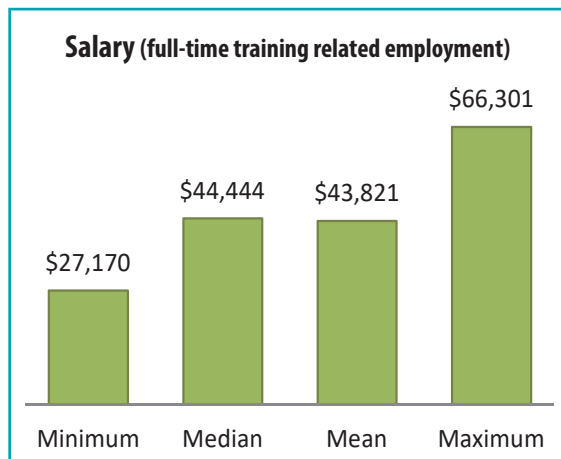


Occupations

(full or part-time training related employment)

Desktop Support Technician
Educational Assistant
Help Desk Analyst
Information Systems Associates
IT Client Services Technician
IT Generalist/Systems Analyst I
IT Support
Network Engineer
Retail Technician & Store Connect
Service Desk Agent
Support Technician
System Technician
Systems Administrator
Systems and Work Admin
Systems Technician
Technical Customer Service Associate
Technical Support
Technician
Tier 1 Technical Support

Salary (full-time training related employment)



Three Year Comparison of Employed Respondents	2013-14	2014-15	2015-16
Number of Graduates	23	11	32
Number of Respondents	14	8	23
Number of Employed Respondents	13	7	23
Percentage of Employed Respondents	93%	88%	100%
Number of Respondents Employed in Training Related Occupations	13	6	19
Percentage of Respondents Employed in Training Related Occupations	93%	75%	83%

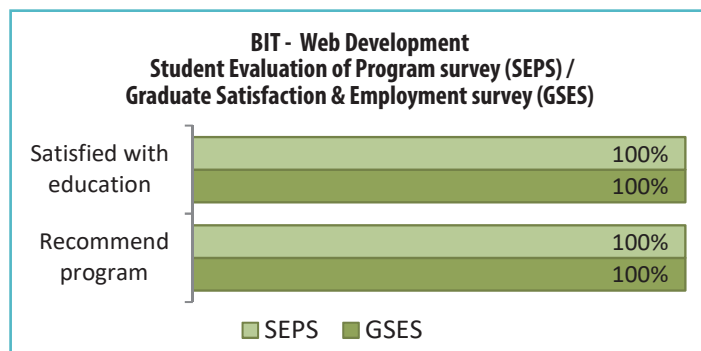
Business Information Technology - Web Development

Top Salary: \$80,000

Employed: 71%

Two-Year Diploma Program

The Business Information Technology (BIT) program is a two-year diploma program that gives students a solid foundation in information technology in the first year followed by second-year specialties. The Web Development major provides the specialized skills needed to develop content for the Web, including server-side technologies, introductory Internet security, platform integration, and mobile technologies.



Comparison of 2015-16 graduate cohort ratings with the ratings of the 2015-16 student cohort

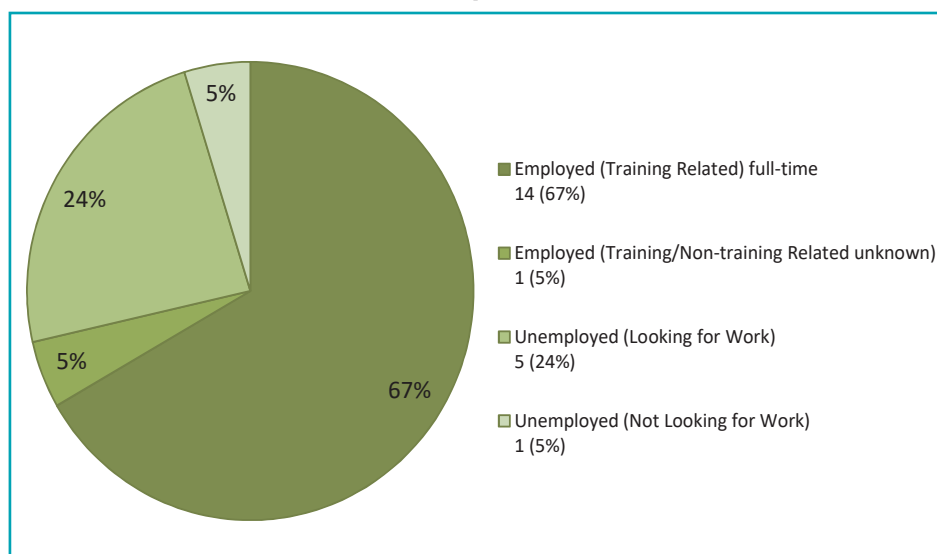
EMPLOYMENT STATISTICS:

Occupations

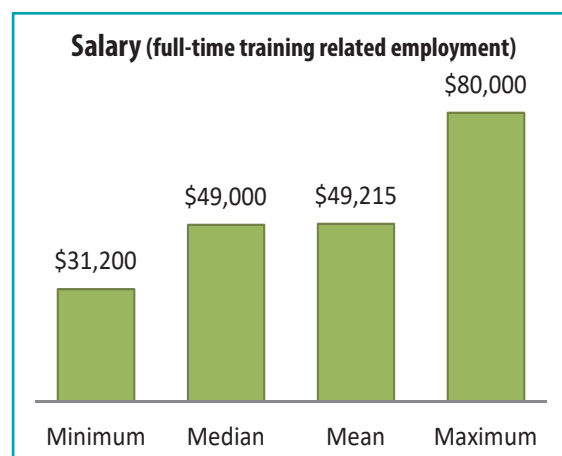
(full or part-time training related employment)

Educational Assistant
Electrical Instructor
Front End Developer
PHP Developer
Programmer Analyst
Software Developer
Software Engineer
Systems Development and Support
Web Developer
Website Developer

Current Activity of Respondents



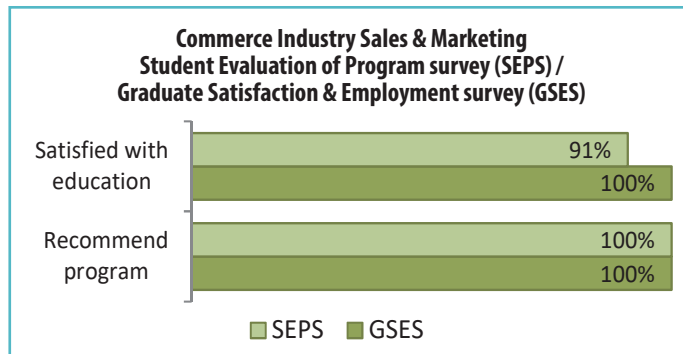
Three Year Comparison of Employed Respondents	2013-14	2014-15	2015-16
Number of Graduates	24	30	32
Number of Respondents	10	21	21
Number of Employed Respondents	8	19	15
Percentage of Employed Respondents	80%	91%	71%
Number of Respondents Employed in Training Related Occupations	8	17	14
Percentage of Respondents Employed in Training Related Occupations	80%	81%	67%



Top Salary: \$65,000
Employed: 100%

Commerce Industry Sales & Marketing

One-Year Certificate Program

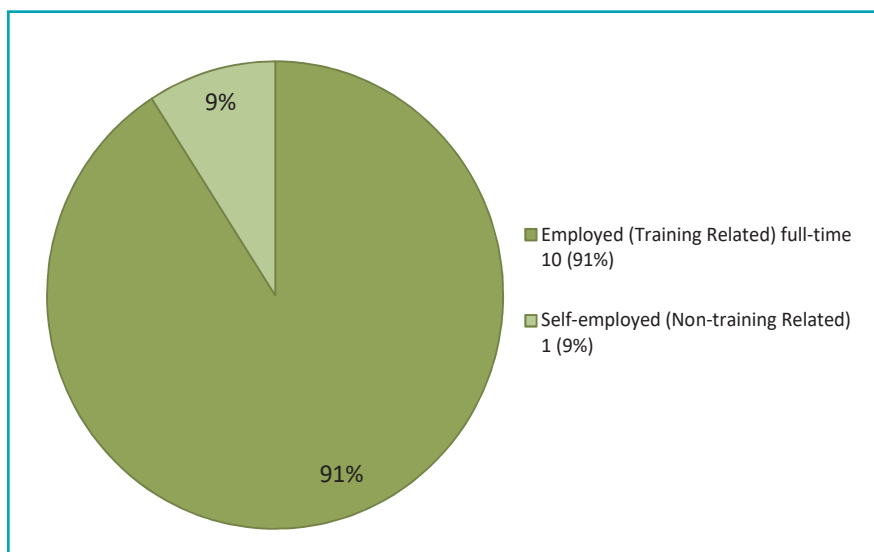


Comparison of 2015-16 graduate cohort ratings with the ratings of the 2015-16 student cohort

This program develops the knowledge and personal selling skills required for long term partnerships and sales success. It reflects a needs-satisfaction selling philosophy supported by a persuasive and interactive communication process. Graduates have found employment as sales and marketing representatives in various industries including manufacturing and distribution of office supplies and equipment, food and paper products, industrial goods, transportation services, and consumer goods and services.

EMPLOYMENT STATISTICS:

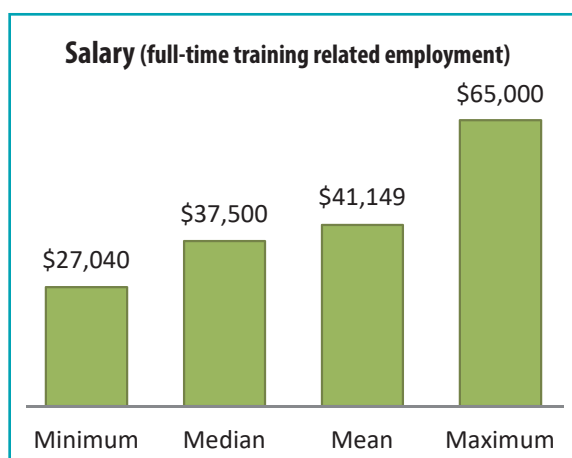
Current Activity of Respondents



Occupations

(full or part-time training related employment)

Account Manager
Business Development Representative
Car Salesman
Financial Advisors Assistant
Insurance Sales Representative
Real Estate
Retail Manager
Service Advisor
Territory Manager



Three Year Comparison of Employed Respondents	2013-14	2014-15	2015-16
Number of Graduates	17	17	23
Number of Respondents	7	5	11
Number of Employed Respondents	5	5	11
Percentage of Employed Respondents	71%	100%	100%
Number of Respondents Employed in Training Related Occupations	3	4	10
Percentage of Respondents Employed in Training Related Occupations	43%	80%	91%

Creative Communications

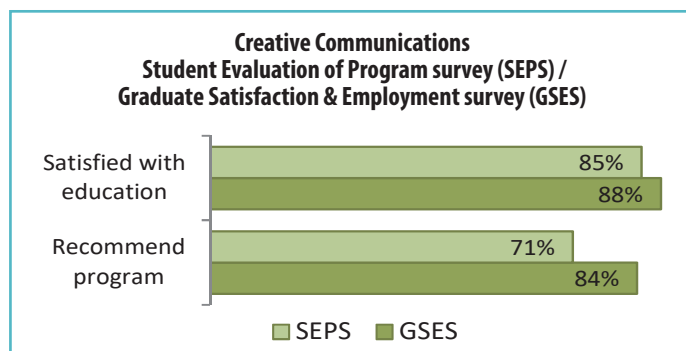
Top Salary: \$56,160

Employed: 93%

In School: 2%

Two-Year Diploma Program

Students in this program develop the skills to succeed in the communications fields of advertising, journalism, media production, and public relations. Graduates have found employment as journalists in print, radio and television; broadcast production technicians; copywriters and media buyers in advertising agencies, radio and television stations; and public relations personnel for various companies and government agencies.



Comparison of 2015-16 graduate cohort ratings with the ratings of the 2015-16 student cohort

EMPLOYMENT STATISTICS:

Occupations

(full or part-time training related employment)

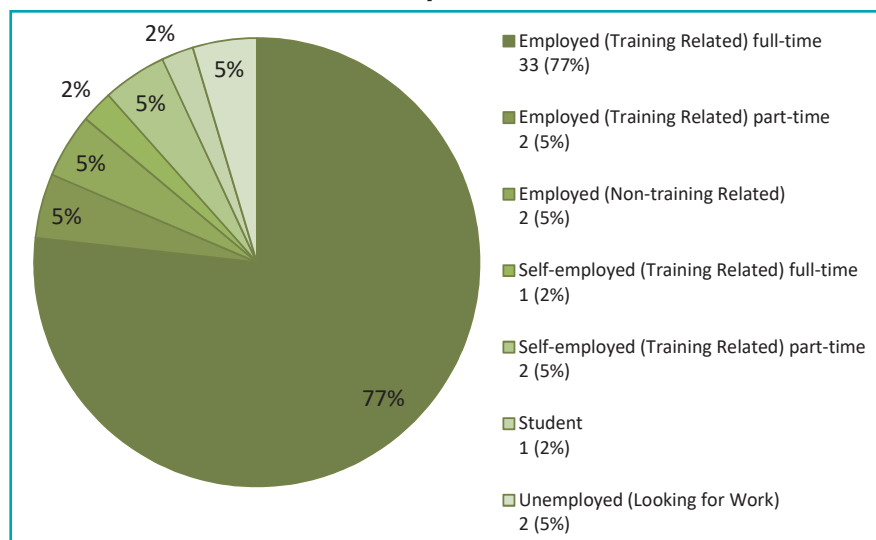
Account Coordinator
Advertising Writer
Assistant Management
Broadcast Journalist
Communications & Marketing Assistant
Communications & Marketing Officer
Communications & Marketing Coordinator
Communications & Quality Assurance Coordinator
Communications Coordinator
Communications Officer
Communications Specialist
Content Marketer / Copy & Style Editor / Volunteer Coordinator
Correspondent / Freelance Journalist
Creative Writer
Digital Course Developer
Digital Marketing Specialist
Digital Media Copywriter
Digital Producer
Director of Communications & Marketing
Freelance Videographer
Information Assistant

Managing Editor
Marketing Assistant - Communications & Design
Marketing Coordinator
Marketing Officer

Marketing Specialist / Project Manager
Marketing Strategist
Multimedia Journalist
Professional Association
Video Scriptwriter

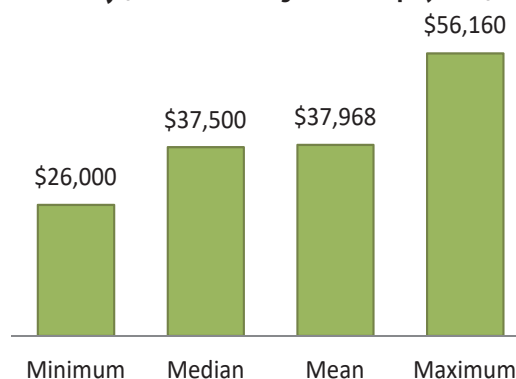
Reporter / Photographer
Technical Director
Weekly Newspaper Editor / Reporter
Writer & Client Coordinator
Writer for Websites

Current Activity of Respondents



Three Year Comparison of Employed Respondents	2013-14	2014-15	2015-16
Number of Graduates	62	59	56
Number of Respondents	35	46	43
Number of Employed Respondents	33	44	40
Percentage of Employed Respondents	94%	96%	93%
Number of Respondents Employed in Training Related Occupations	31	41	38
Percentage of Respondents Employed in Training Related Occupations	89%	89%	88%

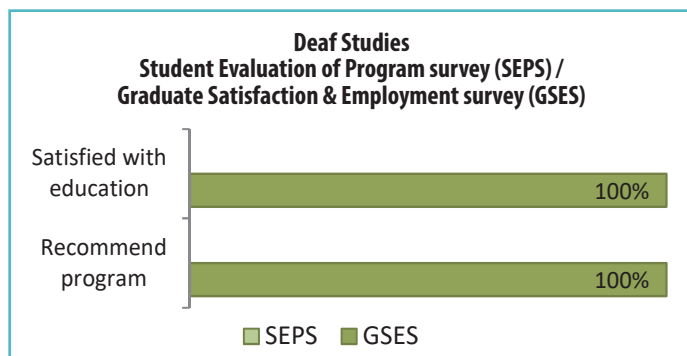
Salary (full-time training related employment)



Deaf Studies

Employed: 40%

In School: 40%



Comparison of 2015-16 graduate cohort ratings with the ratings of the 2015-16 student cohort

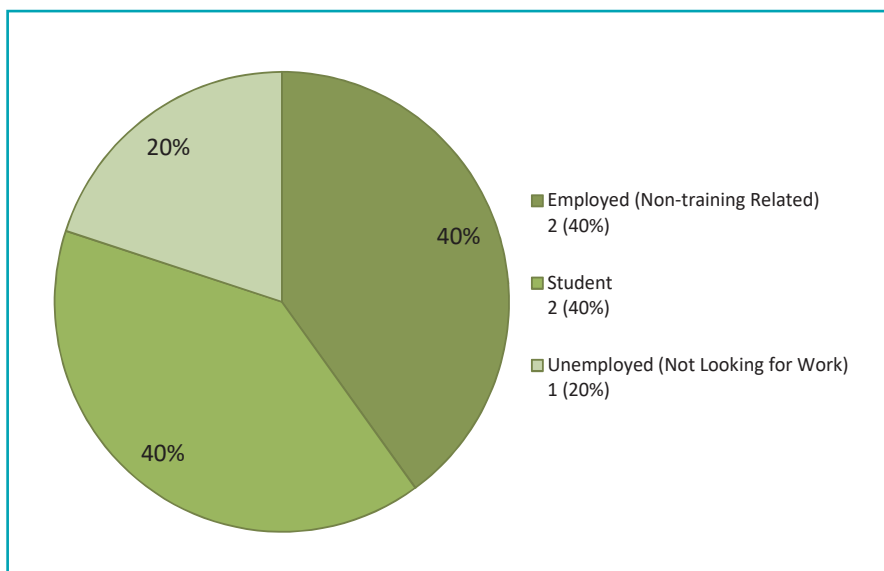
**There is no 2015-16 SEPS data for this program.*

One-Year Certificate Program

The Deaf Studies program is designed to increase fluency in American Sign Language (ASL) and provide knowledge of Deaf culture and history. Deaf persons can benefit from this program by learning more about their own language, culture and history. This program is suitable for anyone who requires language and culture fluency for effective interaction with Deaf individuals, as well as those who intend to apply for entry into an ASL/Interpretation program.

EMPLOYMENT STATISTICS:

Current Activity of Respondents



Salary (full-time training related employment)

There are no salaries
to be reported

Three Year Comparison of Employed Respondents	2013-14	2014-15	2015-16
Number of Graduates	13	9	8
Number of Respondents	9	5	5

**Note: This program is designed to prepare students to take further training at the College and/or to broaden employment skills and opportunities.*

Digital Media Design

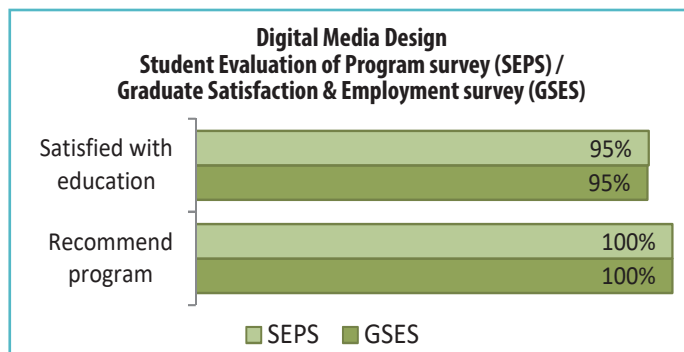
Top Salary: \$45,000

Employed: 74%

In School: 11%

Two-Year Diploma Program

This program provides up-to-date training in web and mobile design and development, digital video, 3D animation, motion graphics, and graphic design. It teaches both design fundamentals and technical skills, and encourages creativity, imagination, professionalism, and a strong work ethic. Graduates of this program may find employment in a variety of roles such as web designers and developers, app and UX designers, video shooters and editors, motion graphic designers, and 3D animators.



Comparison of 2015-16 graduate cohort ratings with the ratings of the 2015-16 student cohort

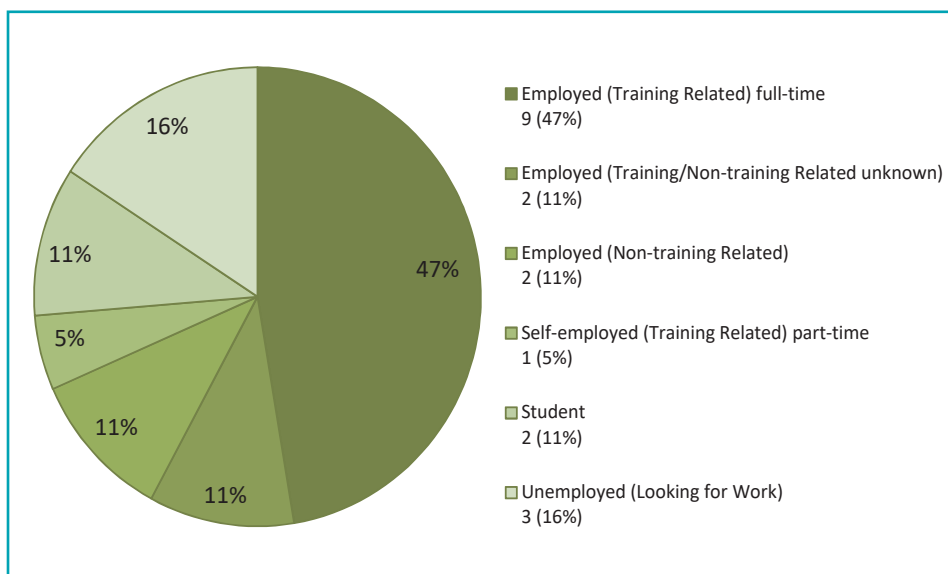
EMPLOYMENT STATISTICS:

Occupations

(full or part-time training related employment)

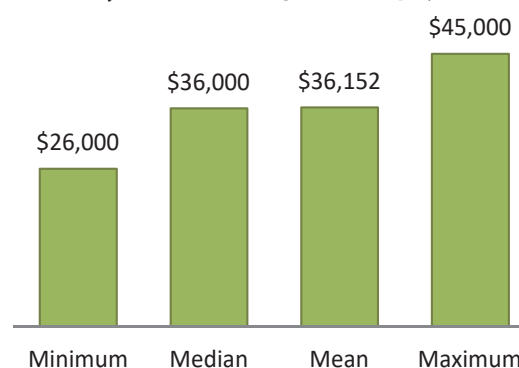
3D Artist
App Support
Concept Artist
Digital Media Designer
Front End Developer
Junior 3D Artist
Motion Graphic Designer
Web Developer
Web/UI/UX Designer

Current Activity of Respondents



Three Year Comparison of Employed Respondents	2013-14	2014-15	2015-16
Number of Graduates	40	42	36
Number of Respondents	29	32	19
Number of Employed Respondents	19	19	14
Percentage of Employed Respondents	66%	59%	74%
Number of Respondents Employed in Training Related Occupations	15	14	10
Percentage of Respondents Employed in Training Related Occupations	52%	44%	53%

Salary (full-time training related employment)



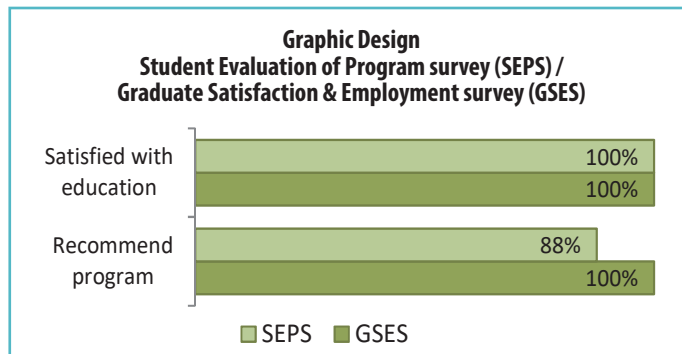
Top Salary: \$45,000

Employed: 65%

In School: 17%

Graphic Design

Two-Year Diploma Program

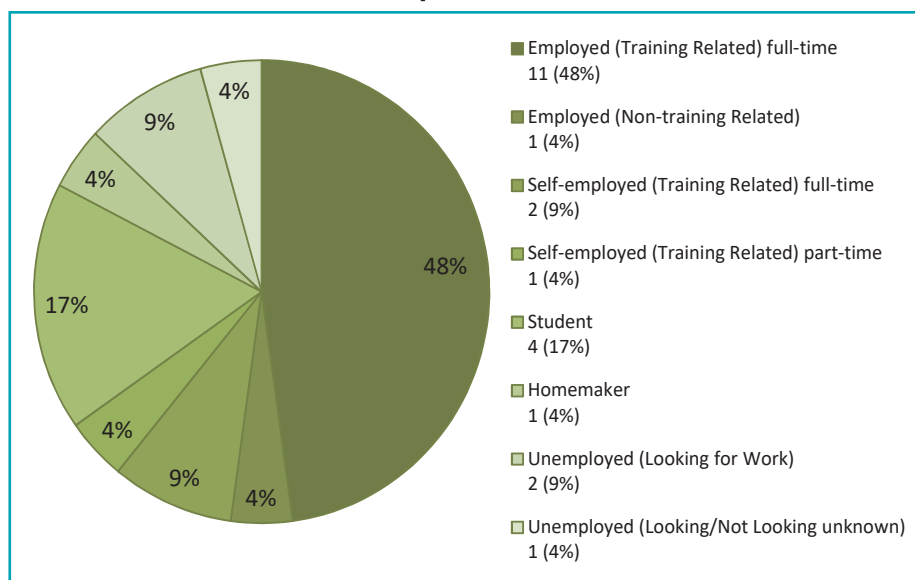


Comparison of 2015-16 graduate cohort ratings with the ratings of the 2015-16 student cohort

This program provides up-to-date artistic training in the technology, techniques and philosophy of graphic design. It is designed to develop the technical skills and knowledge essential to professional competence, and to encourage creativity, imagination, and a sense of aesthetic discrimination. Graduates find employment as production specialists, graphic designers, illustrators and art directors. They work in retail stores, advertising agencies, design and production studios and newspapers. Others are working in television and film studios, and some are employed as freelance artists.

EMPLOYMENT STATISTICS:

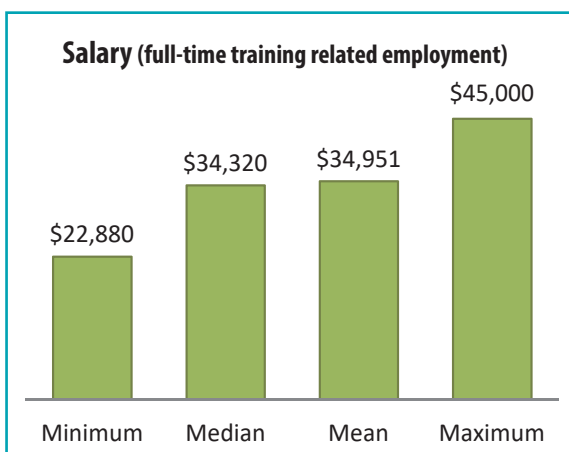
Current Activity of Respondents



Occupations

(full or part-time training related employment)

Designer
Freelance Design
Freelance Graphic Designer
Graphic Designer
Junior Designer
Senior Designer Team Lead
Web Designer
Web Graphic Designer



Three Year Comparison of Employed Respondents	2013-14	2014-15	2015-16
Number of Graduates	39	39	37
Number of Respondents	20	28	23
Number of Employed Respondents	17	12	15
Percentage of Employed Respondents	85%	43%	65%
Number of Respondents Employed in Training Related Occupations	11	9	14
Percentage of Respondents Employed in Training Related Occupations	55%	32%	61%

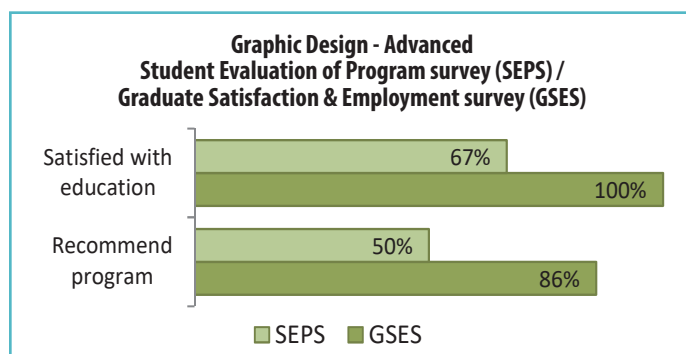
Graphic Design - Advanced

Top Salary: \$37,440

Employed: 100%

One-Year Post-Graduate Diploma Program

This program focuses on new skill requirements in areas such as advanced computer graphics, marketing and production management. Graduates find employment in graphic design, 3D animation, interactive document and CD-ROM development, computer games development and website design. They may work for advertising agencies, graphic design studios, retail stores, and colour houses, as well as with newspapers and magazine publishers. Some graduates choose self-employment as freelance artists.



Comparison of 2015-16 graduate cohort ratings with the ratings of the 2015-16 student cohort

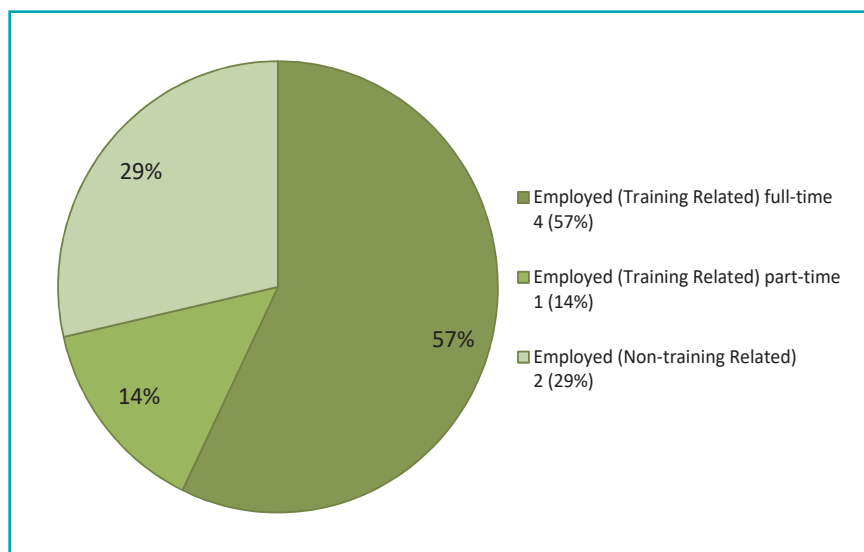
EMPLOYMENT STATISTICS:

Occupations

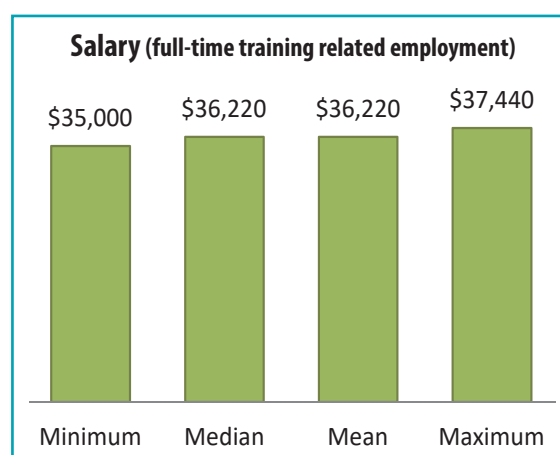
(full or part-time training related employment)

Graphic Designer
Graphic Designer/Web Designs
Junior Graphic Designer
UX/UI Product Designer

Current Activity of Respondents



Three Year Comparison of Employed Respondents	2013-14	2014-15	2015-16
Number of Graduates	19	13	14
Number of Respondents	9	8	7
Number of Employed Respondents	7	7	7
Percentage of Employed Respondents	78%	88%	100%
Number of Respondents Employed in Training Related Occupations	7	7	5
Percentage of Respondents Employed in Training Related Occupations	78%	88%	71%



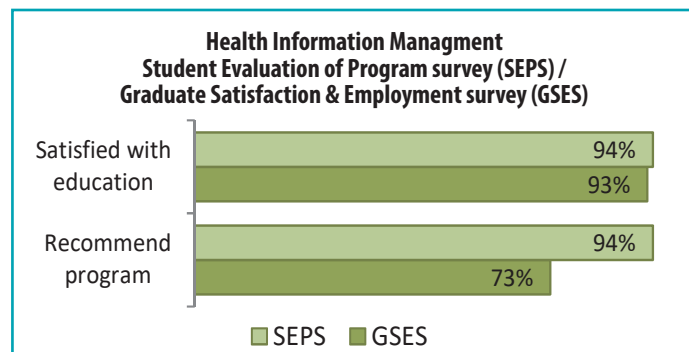
Top Salary: \$49,629

Employed: 93%

In School: 7%

Health Information Management

Two-Year Diploma Program

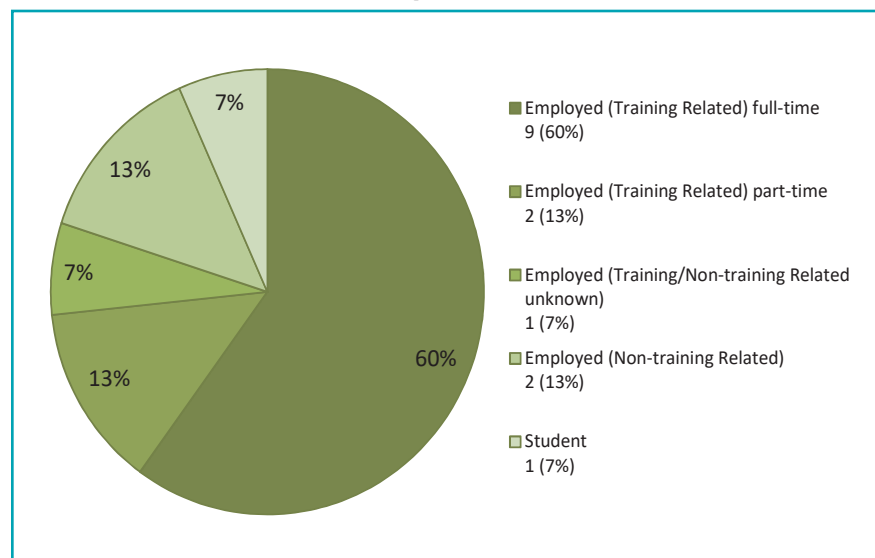


Comparison of 2015-16 graduate cohort ratings with the ratings of the 2015-16 student cohort

This program develops the skills and knowledge needed to effectively manage the health information required for patient care, administration, research, and education. The program trains students in the specialized techniques required in health information management. Graduates have found employment in a variety of health-related facilities, such as acute and chronic care hospitals, cancer treatment centres, mental health centres, adolescent treatment centres, paramedical and government agencies, research studies, clinics and group practices. Others are employed as sole-charge health information practitioners in rural health care facilities.

EMPLOYMENT STATISTICS:

Current Activity of Respondents

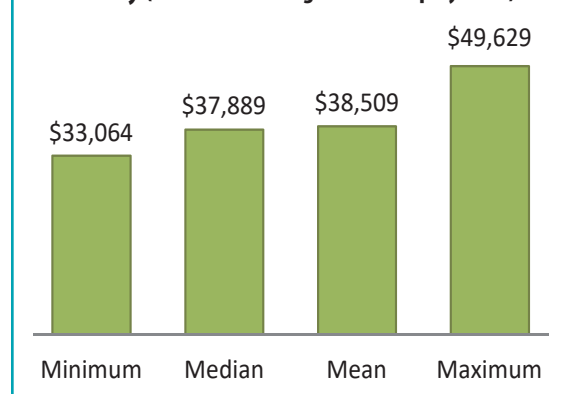


Occupations

(full or part-time training related employment)

Cancer Registrar 1
Clerk Typist
Coder / Clerk
Coding Technologist
Health Information Management Clerk
Health Information Management Professional
Health Information Manager
Health Information Manager - Coder
Records Management Supervisor
Tuberculosis Surveillance Clerk

Salary (full-time training related employment)



Three Year Comparison of Employed Respondents	2013-14	2014-15*	2015-16
Number of Graduates	18		18
Number of Respondents	13		15
Number of Employed Respondents	11		14
Percentage of Employed Respondents	85%		93%
Number of Respondents Employed in Training Related Occupations	11		11
Percentage of Respondents Employed in Training Related Occupations	85%		73%

*Note: This program has intakes every two years.

International Business

Top Salary: \$36,000

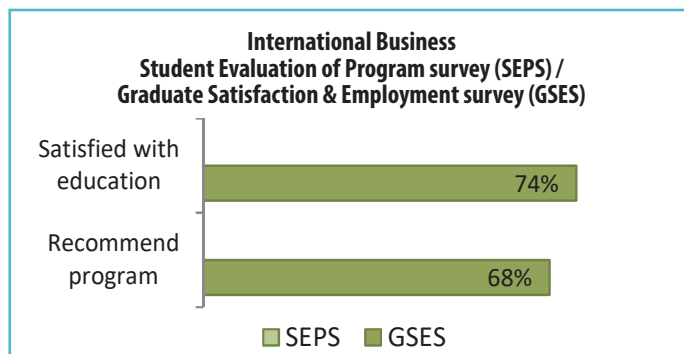
Employed: 95%

In School: 5%

One-Year Post-Graduate Diploma Program

The International Business program prepares students to meet the challenges of adapting to the global marketplace.

The need for well-trained and well-qualified business specialists in international business is expanding. Graduates can find a wide range of differing business, industry and organization career opportunities.



Comparison of 2015-16 graduate cohort ratings with the ratings of the 2015-16 student cohort

*There is no 2015-16 SEPS data for this program.

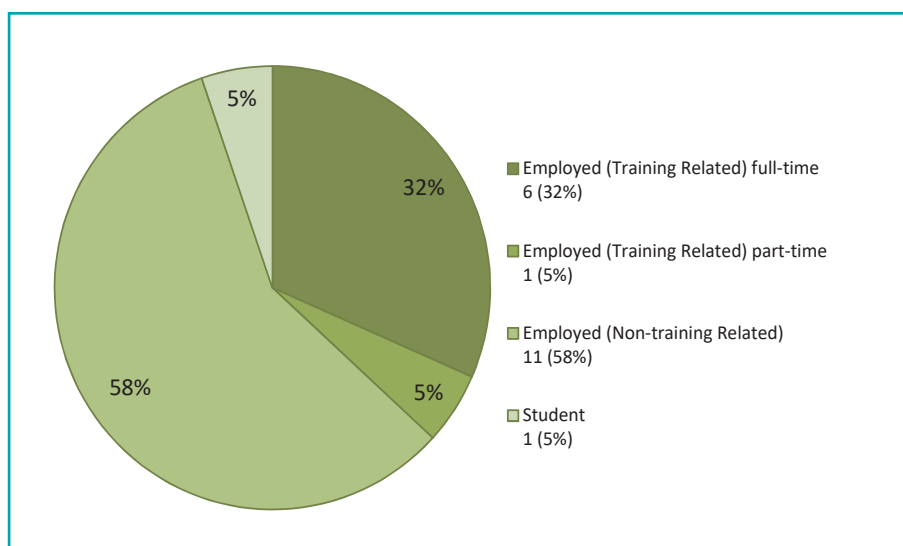
EMPLOYMENT STATISTICS:

Occupations

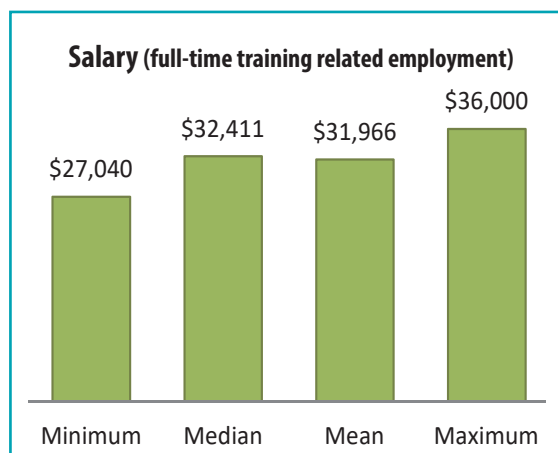
(full or part-time training related employment)

Accounting Supervisor
Custom Agent
Customer Service
Director of Partnership
Insurance Advisor
Logistics Administrator
Team Lead

Current Activity of Respondents



Three Year Comparison of Employed Respondents	2013-14	2014-15*	2015-16
Number of Graduates	60	67	66
Number of Respondents	18	25	19
Number of Employed Respondents	18	22	18
Percentage of Employed Respondents	100%	88%	95%
Number of Respondents Employed in Training Related Occupations	9	11	7
Percentage of Respondents Employed in Training Related Occupations	50%	44%	37%

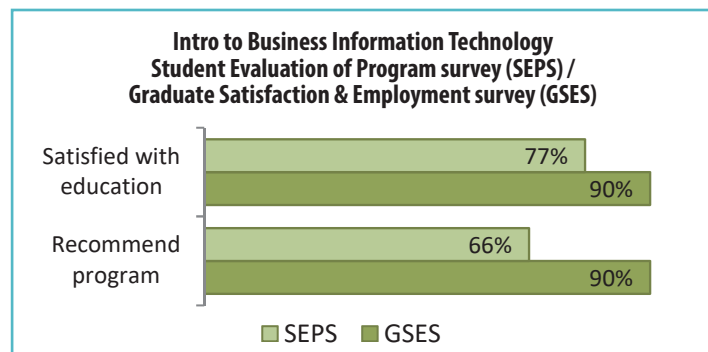


Employed: 14%
In School: 81%

Introduction to Business Information Technology

Four-Month Preparatory Certificate Program

Introduction of Business Information Technology (BIT) provides students with a solid foundation in information technology and is designed to help students meet the admission requirements for the two-year Business Information Technology (BIT) program. This program is a good starting point for people needing training in information technology who have no prior related work experience or related post-secondary education.

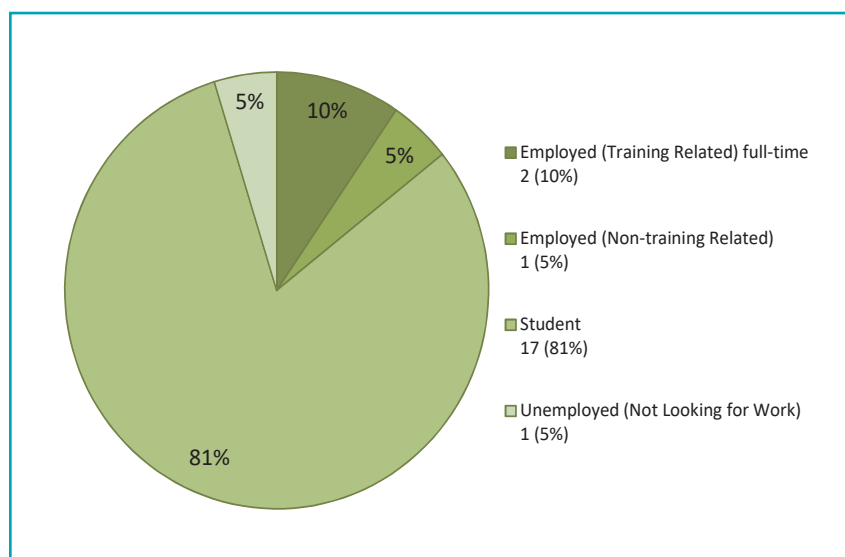


Comparison of 2015-16 graduate cohort ratings with the ratings of the 2015-16 student cohort

**There is no 2015-16 SEPS data for this program.*

EMPLOYMENT STATISTICS:

Current Activity of Respondents



Salary (full-time training related employment)

There are no salaries
to be reported

Three Year Comparison of Employed Respondents	2013-14	2014-15	2015-16*
Number of Graduates	19	17	37
Number of Respondents	13	10	21

**Note: This program is designed to prepare students to take further training at the College and/or to broaden employment opportunities.*

Technical Communication

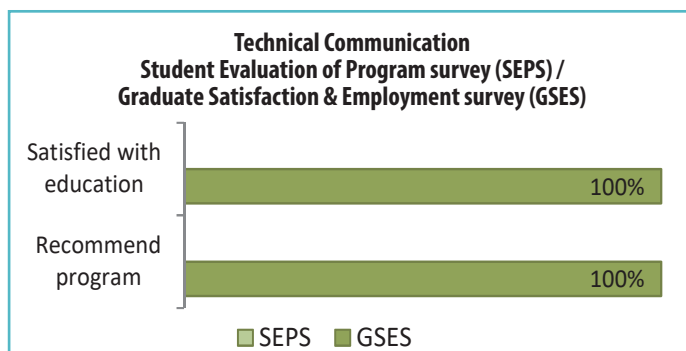
Top Salary: \$45,000

Employed: 86%

Two-Year Diploma Program

Technical communication involves communicating technical and scientific information to a variety of audiences. Technical communicators work in all industries, from financial and software to aerospace. Students gain the ability to use new media and social communication tools to create print and online documents and web sites.

Technical communicators are employed by government and scientific organizations, and in aerospace, manufacturing, retail, healthcare, software development, and insurance industries.



Comparison of 2015-16 graduate cohort ratings with the ratings of the 2015-16 student cohort

*There is no 2015-16 SEPS data for this program.

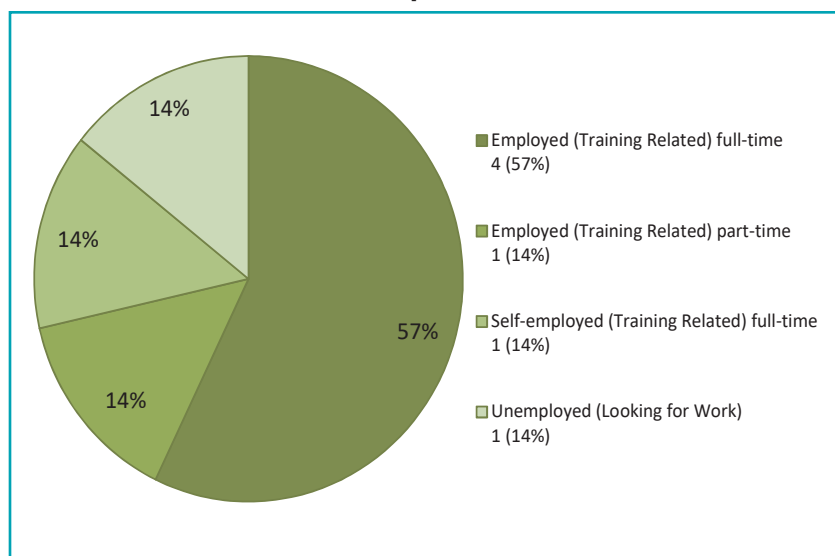
EMPLOYMENT STATISTICS:

Occupations

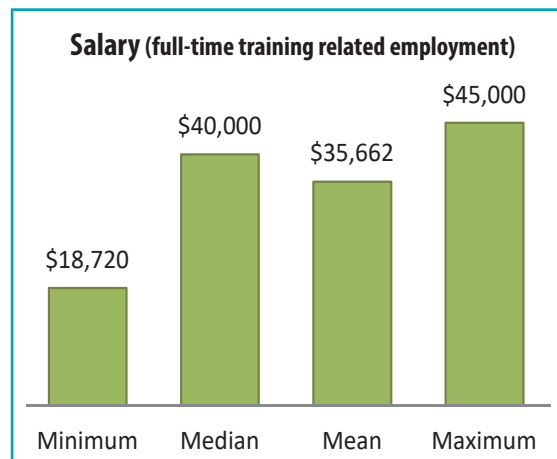
(full or part-time training related employment)

Instructional Designer
Technical Communications Officer
Technical Publications Specialist
Technical Writer
Website Developer/Graphic Designer

Current Activity of Respondents



Three Year Comparison of Employed Respondents	2013-14	2014-15	2015-16
Number of Graduates	9	9	8
Number of Respondents	6	5	7
Number of Employed Respondents	4	5	6
Percentage of Employed Respondents	67%	100%	86%
Number of Respondents Employed in Training Related Occupations	4	4	6
Percentage of Respondents Employed in Training Related Occupations	67%	80%	86%



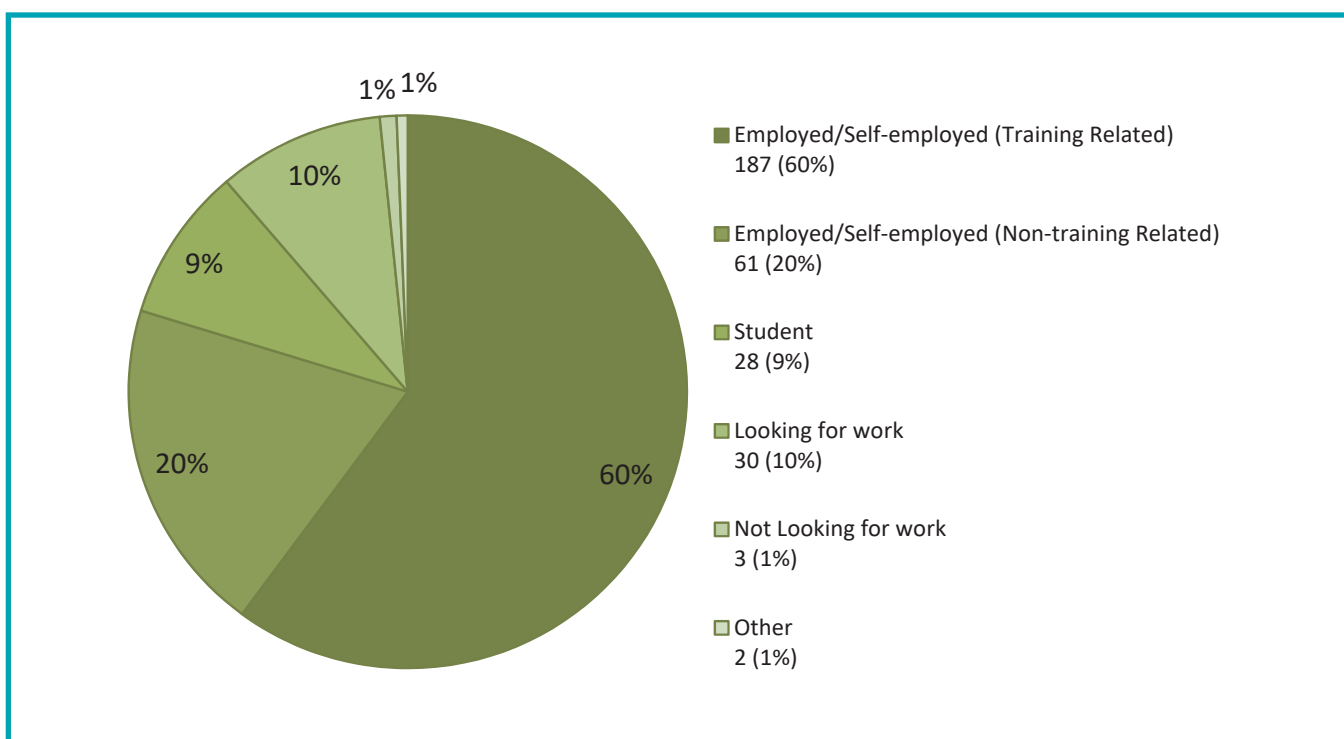
School of Construction & Engineering Technologies

The School of Construction & Engineering Technologies comprises four departments: Civil Engineering Technology; Construction Trades; Electrical Engineering Technology and Electrical, Math and Science. The School provides trades, technology, and apprenticeship education and occupational training to support the Manitoba economy and infrastructure at certificate, diploma, post diploma, and degree levels.

Of the programs surveyed, there were 318 certificates, 221 diplomas, 7 post-graduate diplomas, and 22 degrees awarded in 2015-16.

Five hundred and sixty-eight graduates were surveyed with 311 responding for a 55% response rate.

CURRENT ACTIVITY OF RESPONDENTS



PROGRAMS SURVEYED AND INCLUDED IN THIS REPORT

Architectural/Engineering Technology
 Building Design Technology
 Cabinetry and Woodworking - Certificate
 Cabinetry and Woodworking Technology
 Carpentry
 Construction Management
 Electrical
 Electrical Engineering Technology
 Electronic and Network Technician
 Electronic Engineering Technology
 Environmental Technology

Geographic Information Systems Technology
 Geomatics Technology
 Greenspace Horticulture
 Instrumentation Engineering Technology
 Introduction to Electrical Engineering Technology
 Municipal Engineering Technology
 Network Technology (CCNA)
 Plumbing
 Refrigeration & Air Conditioning Technician
 Structural Engineering Technology

Architectural/Engineering Technology

Top Salary: \$55,900

Employed: 93%

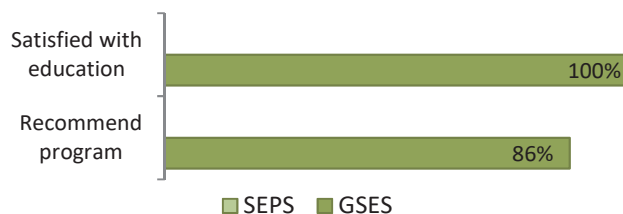
In School: 7%

32-Month Diploma Program

This program trains students in the principles and applications of engineering and architectural construction systems. This is a Co-operative Education program that integrates related on-the-job training with classroom theory by alternating terms of paid employment and academic study. Graduates can find careers in architectural systems & design, building systems engineering & design, computer-assisted design and drafting, site inspection and supervision, construction administration and project management, technical sales and support, and building sciences and environmental systems.

Note: A preliminary year of Civil Engineering Technology studies is required.

Architectural/Engineering Technology Student Evaluation of Program survey (SEPS) / Graduate Satisfaction & Employment survey (GSES)



Comparison of 2015-16 graduate cohort ratings with the ratings of the 2015-16 student cohort

**There is no 2015-16 SEPS data for this program.*

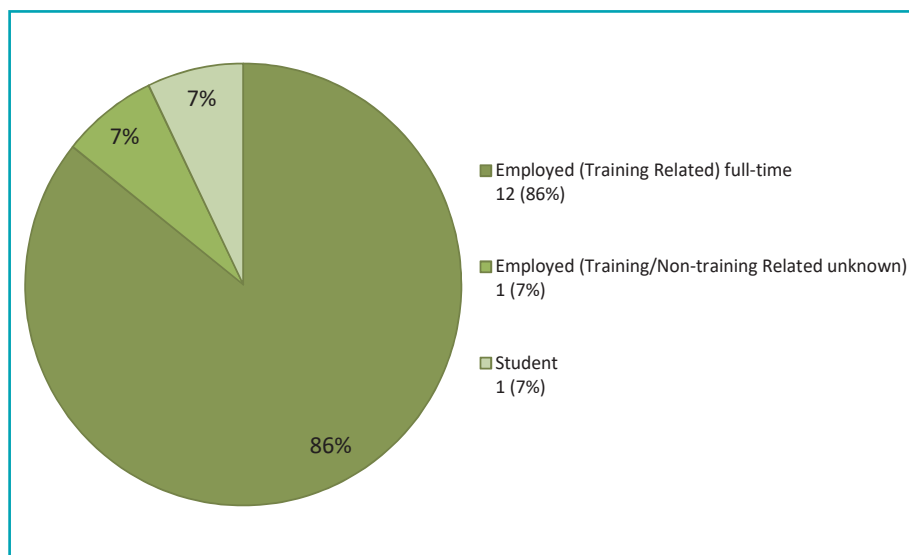
EMPLOYMENT STATISTICS:

Occupations

(full or part-time training related employment)

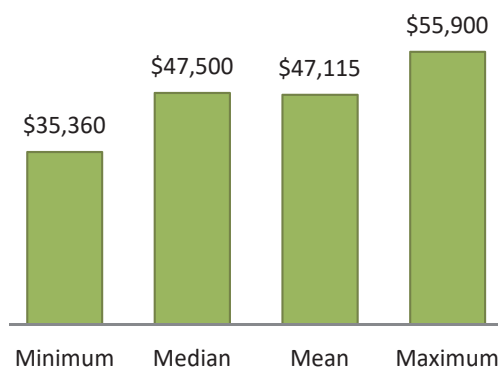
Architectural Draftsman/Surveyor
Construction Estimator
Construction Project Coordinator
Detailer
Draftsperson
Glazing Estimator
Housing Plan Examiner
Lighting Designer
Project Coordinator
Residential Plan Examiner
Restoration Technician
Truss Designer

Current Activity of Respondents



Three Year Comparison of Employed Respondents	2013-14	2014-15	2015-16
Number of Graduates	20	15	21
Number of Respondents	11	11	14
Number of Employed Respondents	9	10	13
Percentage of Employed Respondents	82%	91%	93%
Number of Respondents Employed in Training Related Occupations	9	9	12
Percentage of Respondents Employed in Training Related Occupations	82%	82%	86%

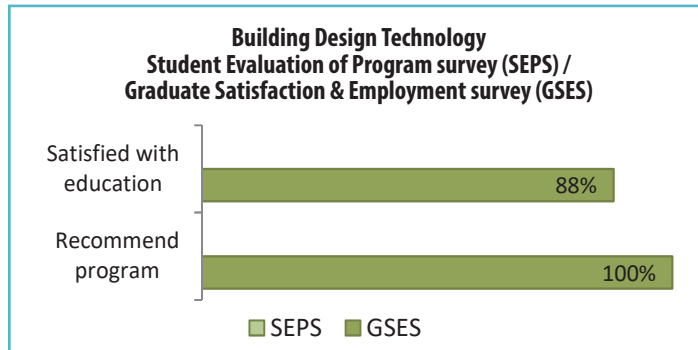
Salary (full-time training related employment)



Top Salary: \$45,000
Employed: 100%

Building Design Technology

Twenty-Month Diploma Program



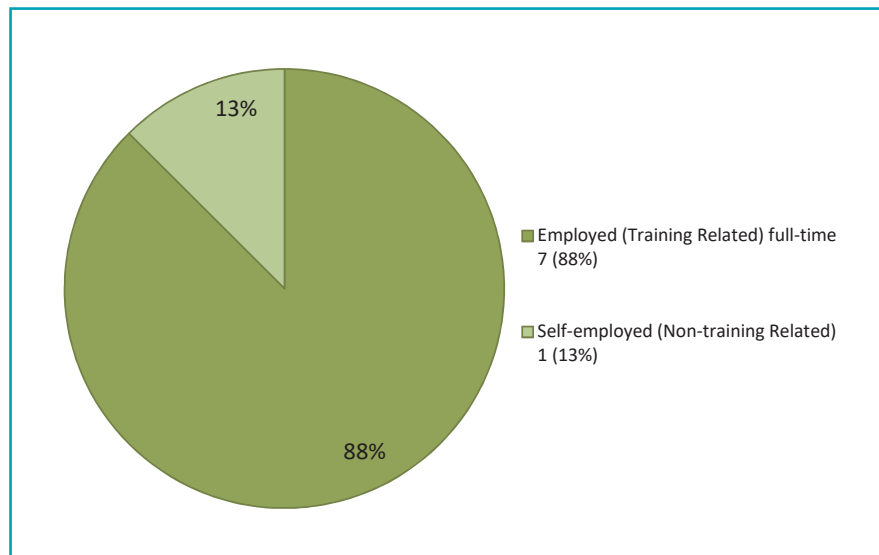
Comparison of 2015-16 graduate cohort ratings with the ratings of the 2015-16 student cohort
*There is no 2015-16 SEPS data for this program.

This program equips students with expertise in the latest technologies related to engineering construction systems. This is a Co-operative Education program that integrates related on-the-job training with classroom theory by alternating terms of paid employment and academic study. Graduates are prepared for careers in CAD (computer aided drafting), design and construction of building systems, site inspection and supervision, contract administration and project coordination, technical sales and support, and building sciences.

Note: A preliminary year of Civil Engineering Technology studies is required.

EMPLOYMENT STATISTICS:

Current Activity of Respondents

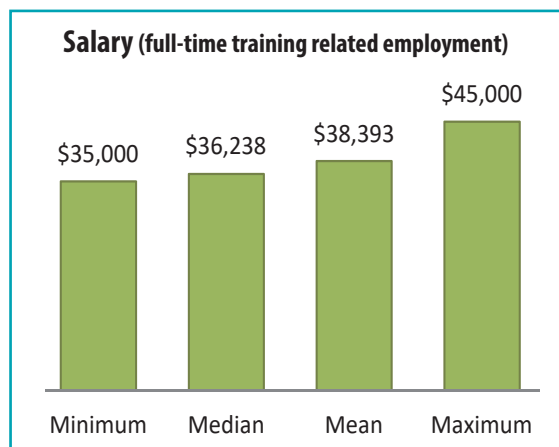


Occupations

(full or part-time training related employment)

Architectural Technician
Architectural Technologist
Civil Engineer Technologist
Draft Man
Draftsperson/Project Administrator
Junior Engineering Technologist
Occupational Technician

Salary (full-time training related employment)



Three Year Comparison of Employed Respondents

	2013-14	2014-15	2015-16
Number of Graduates	15	9	13
Number of Respondents	8	6	8
Number of Employed Respondents	8	5	8
Percentage of Employed Respondents	100%	83%	100%
Number of Respondents Employed in Training Related Occupations	6	4	7
Percentage of Respondents Employed in Training Related Occupations	75%	67%	88%

Cabinetry & Woodworking - Certificate

Top Salary: \$38,480

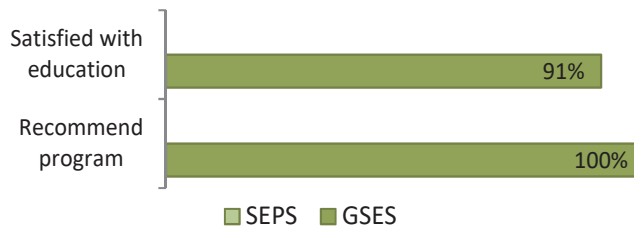
Employed: 73%

In School: 27%

Four-Month Certificate Program

This program equips students with the knowledge and skills needed to work at an entry-level position in a cabinet or millwork shop, working with the tools and materials to build cabinets and furniture. Students learn about the safe operation of tools and equipment used to produce cabinets, furniture, and other wood products. Graduates understand the basics of construction and finishing techniques, materials and hardware, and blueprint reading.

Cabinetry & Woodworking - Certificate
Student Evaluation of Program survey (SEPS) /
Graduate Satisfaction & Employment survey (GSES)



Comparison of 2015-16 graduate cohort ratings with the ratings of the 2015-16 student cohort

**There is no 2015-16 SEPS data for this program.*

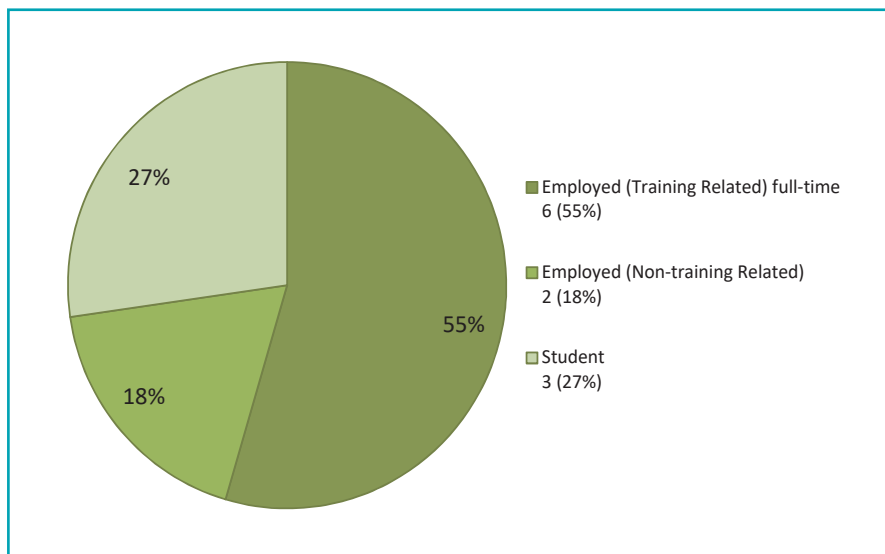
EMPLOYMENT STATISTICS:

Occupations

(full or part-time training related employment)

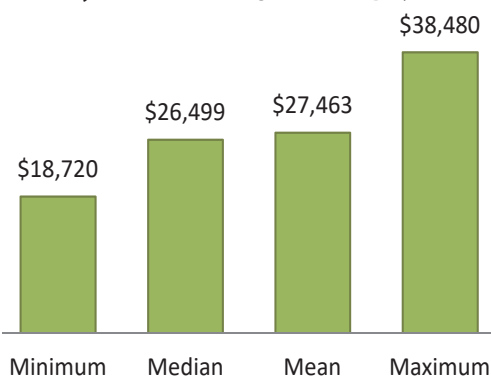
Assembler - Furniture Company
Cabinetry Maker Apprentice
Custom Cabinet Maker
Delivery Driver
Machine Operator
Museum Collections and
Development

Current Activity of Respondents



Three Year Comparison of Employed Respondents	2013-14	2014-15	2015-16
Number of Graduates	13	12	15
Number of Respondents	6	4	11
Number of Employed Respondents	6	3	8
Percentage of Employed Respondents	100%	75%	73%
Number of Respondents Employed in Training Related Occupations	4	2	6
Percentage of Respondents Employed in Training Related Occupations	67%	50%	55%

Salary (full-time training related employment)

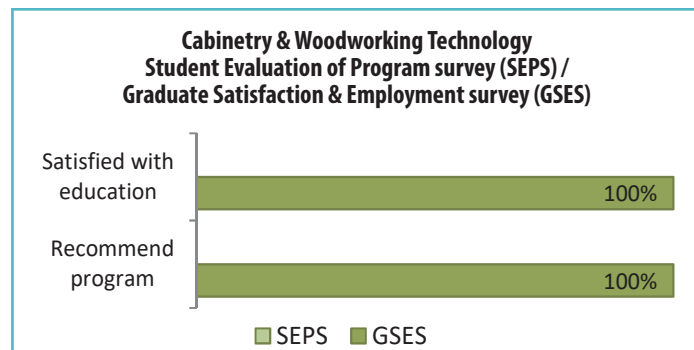


Top Salary: \$39,520

Employed: 100%

Cabinetry & Woodworking Technology

Two-Year Diploma Program



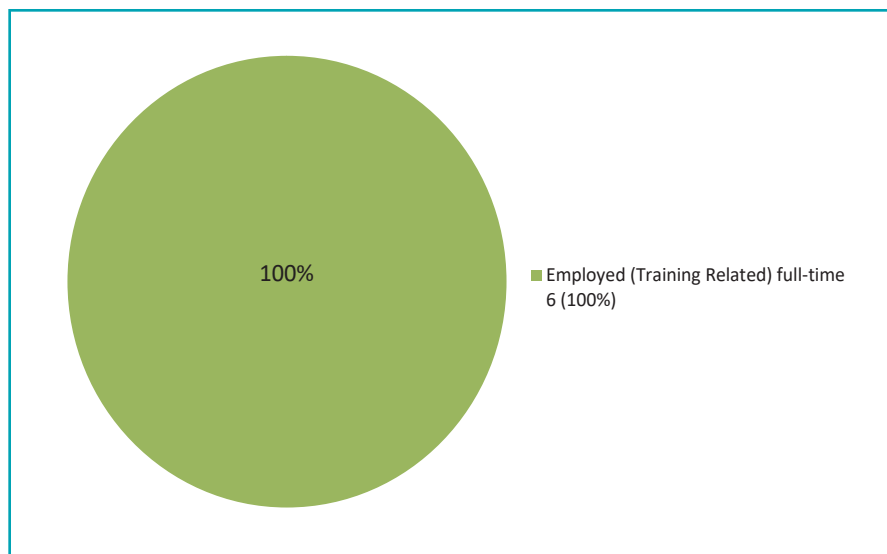
Comparison of 2015-16 graduate cohort ratings with the ratings of the 2015-16 student cohort

*There is no 2015-16 SEPS data for this program.

The Cabinetry & Woodworking Technology Diploma program and the Cabinetry & Woodworking Certificate program share a common Term 1. Learning is fostered through a blend of workshop practice, classroom delivery, computer labs, advanced woodworking technologies, and manufacturing concepts and techniques. The work graduates may find could involve: shop floor work, product design and engineering, manufacturing process design and engineering, CAD drafting, CNC (computer numerical control) machine programming and operating, quality assurance, supervision, job cost estimation and job coordinating.

EMPLOYMENT STATISTICS:

Current Activity of Respondents

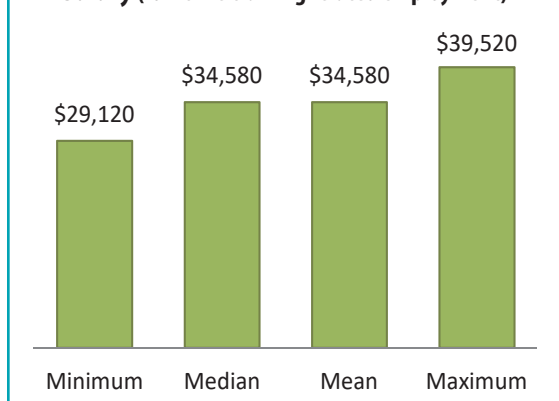


Occupations

(full or part-time training related employment)

Cabinet Maker
Cabinet Maker Apprentice
Plumber
Shop Worker

Salary (full-time training related employment)



Three Year Comparison of Employed Respondents

	2013-14	2014-15	2015-16
Number of Graduates	7	10	8
Number of Respondents	3	6	6
Number of Employed Respondents	3	3	6
Percentage of Employed Respondents	100%	50%	100%
Number of Respondents Employed in Training Related Occupations	3	3	6
Percentage of Respondents Employed in Training Related Occupations	100%	50%	100%

Carpentry

Top Salary: \$58,422

Employed: 78%

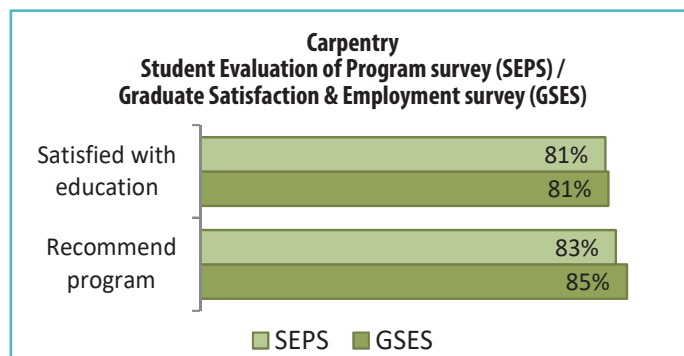
In School: 11%

Five-Month Certificate Program

Students develop a knowledge of woodworking machines, blueprint reading and sketching, and safe working practices and a familiarity with the materials and procedures needed to enter related occupations.

Graduates may work in program-related fields across Canada in commercial construction, house building, or factories.

This is not an apprenticeship program, but may provide credit transfer opportunities towards apprenticeship.



Comparison of 2015-16 graduate cohort ratings with the ratings of the 2015-16 student cohort

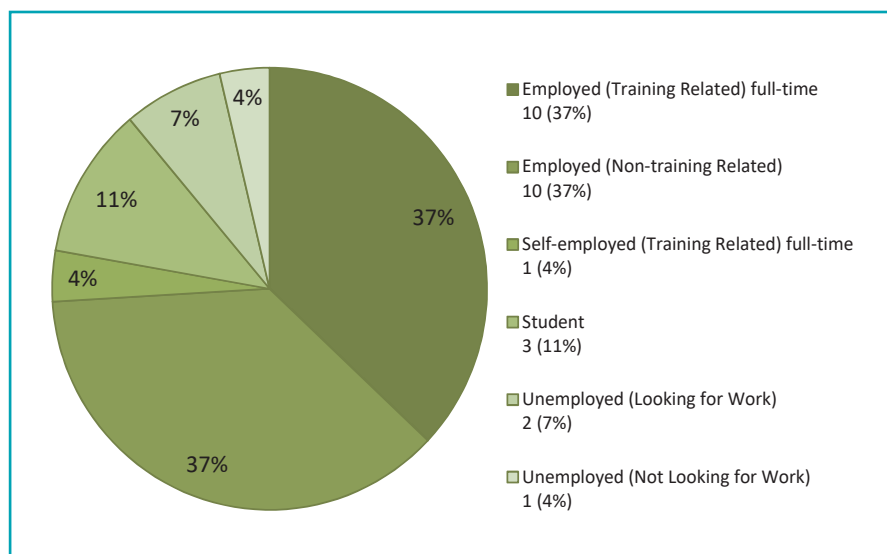
EMPLOYMENT STATISTICS:

Occupations

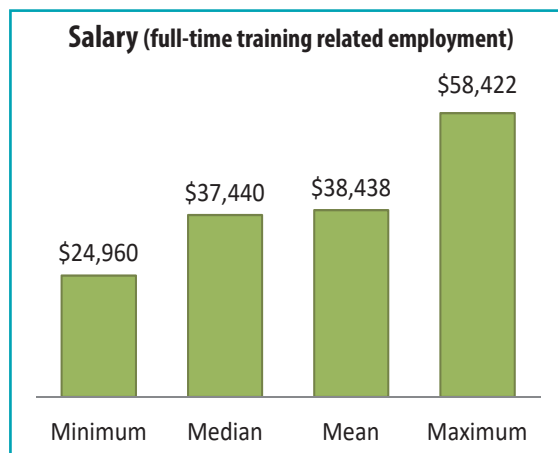
(full or part-time training related employment)

Apprentice Carpenter
Carpenter - Level One
Construction/Commercial Carpenter
Delivery Driver
Flooring Installer
Frame Houses
General Labor
Labour Worker
Sub-Contractor

Current Activity of Respondents



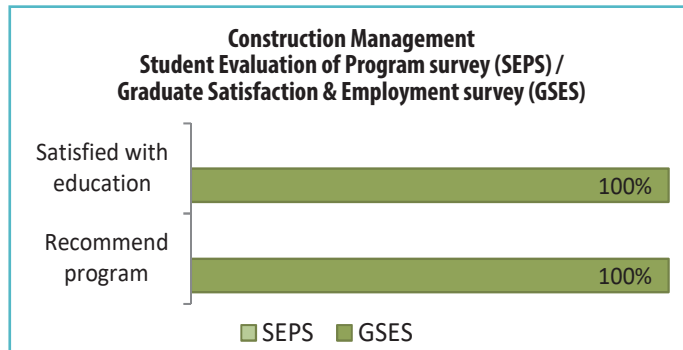
Three Year Comparison of Employed Respondents	2013-14	2014-15	2015-16
Number of Graduates	50	56	70
Number of Respondents	24	27	27
Number of Employed Respondents	14	21	21
Percentage of Employed Respondents	58%	78%	78%
Number of Respondents Employed in Training Related Occupations	7	17	11
Percentage of Respondents Employed in Training Related Occupations	29%	63%	41%



Top Salary: \$187,200
Employed: 100%

Construction Management

Four-Year (44-month) Degree Program



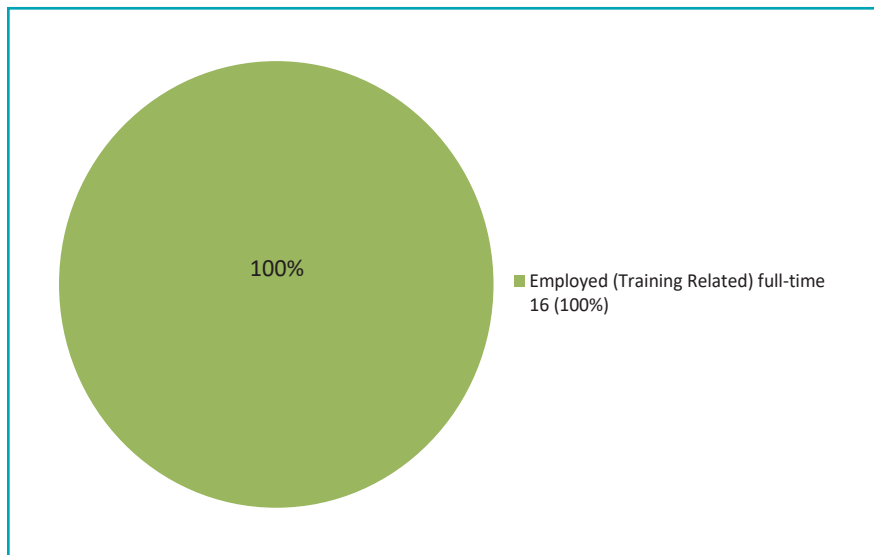
Comparison of 2015-16 graduate cohort ratings with the ratings of the 2015-16 student cohort

*There is no 2015-16 SEPS data for this program.

This degree program focuses on the management skills needed in heavy, industrial and commercial, and residential construction. Students learn how to work effectively in all construction management settings. Program learning outcomes comply with codes, laws, and regulations while respecting sustainable environmental practices. This is a Co-operative Education program that integrates related on-the-job training with classroom theory by alternating terms of paid employment and academic study.

EMPLOYMENT STATISTICS:

Current Activity of Respondents

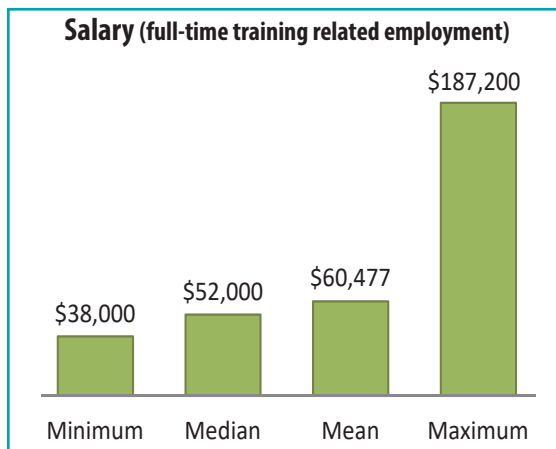


Occupations

(full or part-time training related employment)

Application Engineering Specialist
Assistant Superintendent
Construction Project Coordinator
Construction Supervisor
Field Coordinator
Material Quality Control
Project Coordinator
Project Coordinator, Industrial
Construction
Project Manager
Technical Assistant II

Salary (full-time training related employment)



Three Year Comparison of Employed Respondents	2013-14	2014-15	2015-16
Number of Graduates	11	25	22
Number of Respondents	7	13	16
Number of Employed Respondents	7	13	16
Percentage of Employed Respondents	100%	100%	100%
Number of Respondents Employed in Training Related Occupations	7	12	16
Percentage of Respondents Employed in Training Related Occupations	100%	92%	100%

Electrical

Top Salary: \$39,390

Employed: 81%

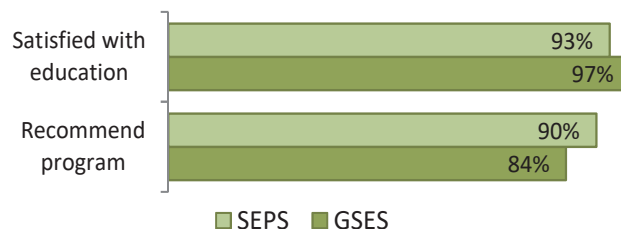
In School: 3%

Five-Month Certificate Program

This program provides the knowledge and skills required for employment in the electrical construction industry, public utilities, motor repair facilities, plus manufacturers and distributors of electrical equipment. Students gain knowledge in the fundamentals of electricity, electrical codes, wiring practices, and trade safety awareness.

Graduates may find jobs with utility companies, contractors, manufacturers, or distributors of electrical equipment and machinery, or in many other areas where electrical equipment is used and sold.

Electrical
Student Evaluation of Program survey (SEPS) /
Graduate Satisfaction & Employment survey (GSES)



Comparison of 2015-16 graduate cohort ratings with the ratings of the 2015-16 student cohort

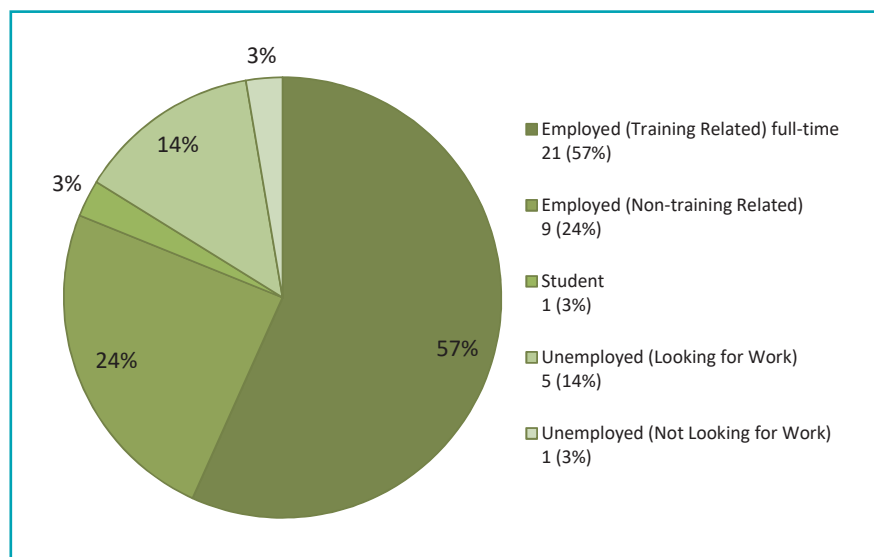
EMPLOYMENT STATISTICS:

Occupations

(full or part-time training related employment)

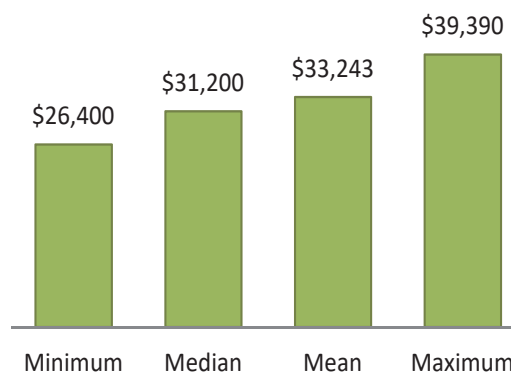
Apprentice Electrician
Commercial Electric
Electrical Apprentice
Electrical Worker
First Year Apprentice
Level 1 Apprentice Electrician
Level 1 Electrical Apprentice
Level 2 Electrician Apprentice
Second Level Apprentice
Warehouse Receiver

Current Activity of Respondents



Three Year Comparison of Employed Respondents	2013-14	2014-15	2015-16
Number of Graduates	89	77	75
Number of Respondents	35	40	37
Number of Employed Respondents	27	28	30
Percentage of Employed Respondents	77%	70%	81%
Number of Respondents Employed in Training Related Occupations	20	20	21
Percentage of Respondents Employed in Training Related Occupations	57%	50%	57%

Salary (full-time training related employment)



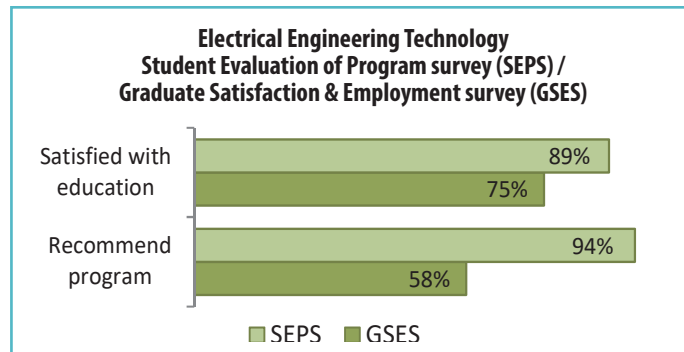
Top Salary: \$83,000

Employed: 75%

In School: 13%

Electrical Engineering Technology

28-Month Diploma Program



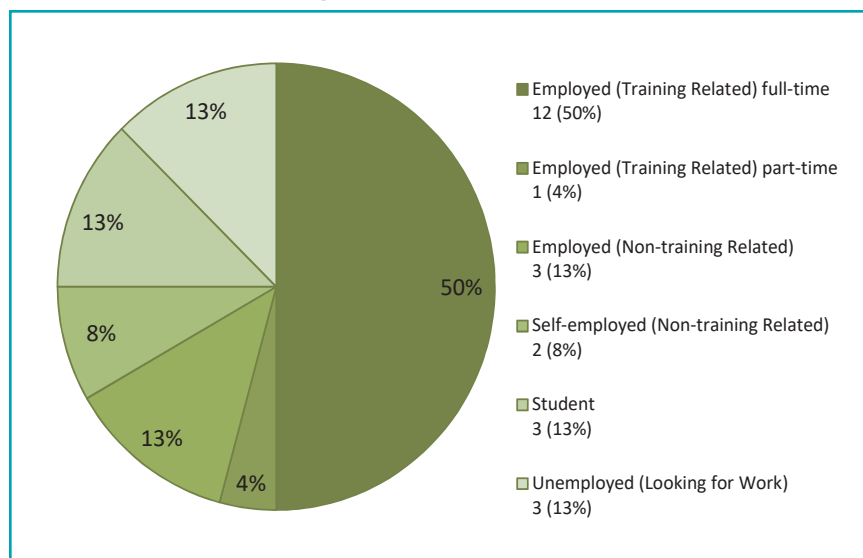
Comparison of 2015-16 graduate cohort ratings with the ratings of the 2015-16 student cohort

This program trains students for entry-level employment as an engineering technologist in the electrical industry. Graduates have found employment at the engineering technologist level in electrical utility systems, consulting engineering, electrical manufacturing, electrical contracting, manufacturing and government agencies.

Note: The Electrical Engineering Technology program group consists of Electrical, Electronic, and Instrumentation Engineering Technology. Students who successfully complete the 1st year of studies may remain in the program or transfer into one of the other programs in Year 2.

EMPLOYMENT STATISTICS:

Current Activity of Respondents

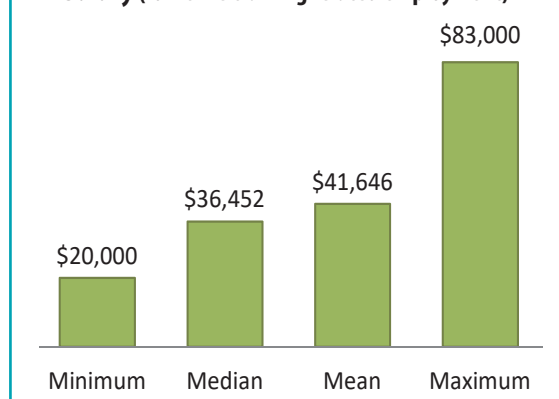


Occupations

(full or part-time training related employment)

Avionics System Technician
Controls Technician
Drops Technician
Electrical Design
Electrical Design Drafter
Fire Alarm Tech Assist
HPAC Control Technician
MBVS Assistant
Protection and Control Technologist
Protection Control Technician
Research Technician
Service Technician

Salary (full-time training related employment)



Three Year Comparison of Employed Respondents

	2013-14	2014-15	2015-16
Number of Graduates	32	39	40
Number of Respondents	12	19	24
Number of Employed Respondents	11	15	18
Percentage of Employed Respondents	92%	79%	75%
Number of Respondents Employed in Training Related Occupations	9	11	13
Percentage of Respondents Employed in Training Related Occupations	75%	58%	54%

Electronic and Network Technician

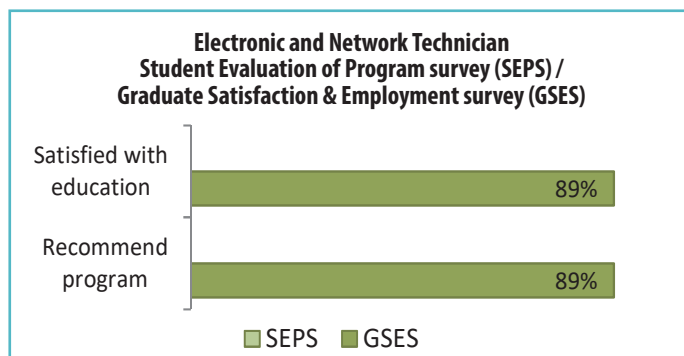
Top Salary: \$92,000

Employed: 67%

In School: 17%

One-Year Certificate Program

This program provides a sound knowledge of electrical and digital fundamentals including an expertise in computer servicing, network design, installation, and maintenance. It includes training in basic electronic and digital fundamentals (as per the Common Core agreement among many North American colleges) and implements all four semesters of the Cisco Certified Networking Associate (CCNA) program, which teaches students to design, build and maintain computer networks. Graduates have found employment in automated factories as installers and maintenance staff, in medical electronics and computer services and with public utilities.



Comparison of 2015-16 graduate cohort ratings with the ratings of the 2015-16 student cohort

*There is no 2015-16 SEPS data for this program.

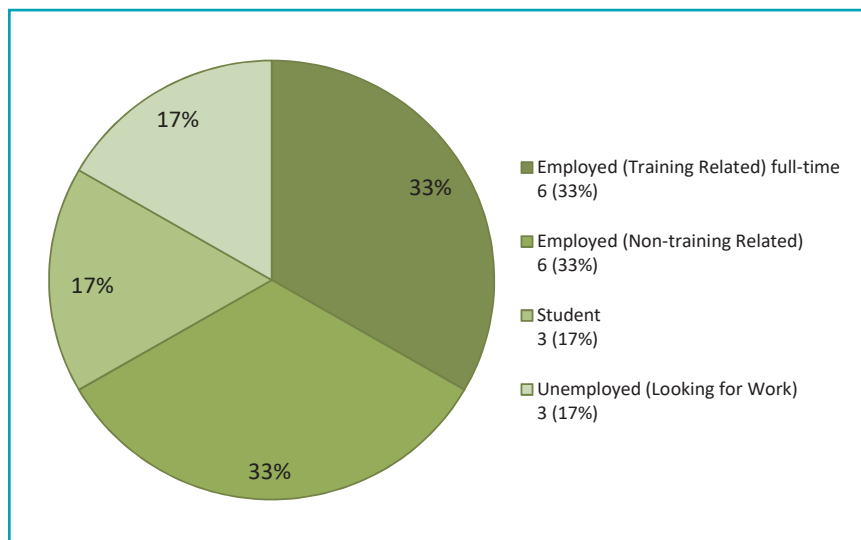
EMPLOYMENT STATISTICS:

Occupations

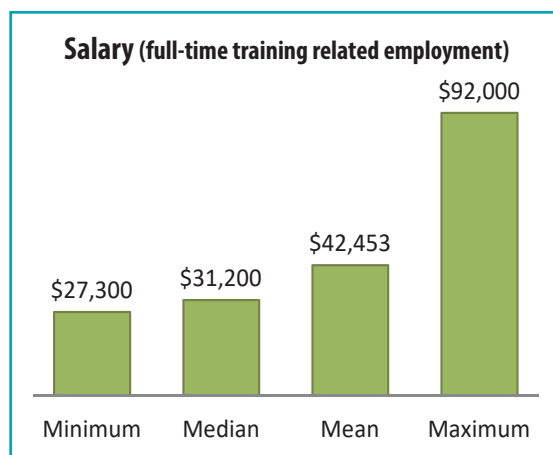
(full or part-time training related employment)

Computer Technician
Help Desk Specialist
IT Technician
Junior IT Generalist
Level 1 Help Desk
Technical Support Representative

Current Activity of Respondents



Three Year Comparison of Employed Respondents	2013-14	2014-15	2015-16
Number of Graduates	16	13	30
Number of Respondents	9	8	18
Number of Employed Respondents	7	6	12
Percentage of Employed Respondents	78%	75%	67%
Number of Respondents Employed in Training Related Occupations	3	1	6
Percentage of Respondents Employed in Training Related Occupations	33%	13%	33%



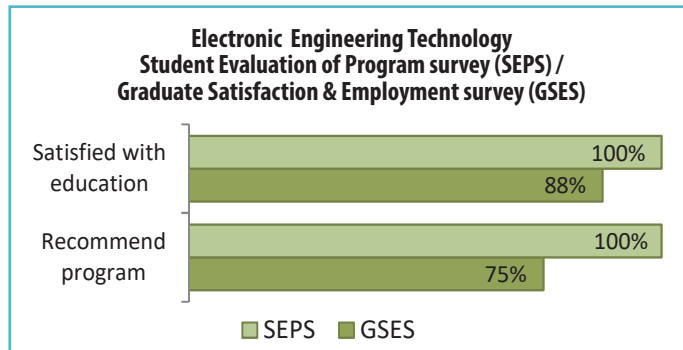
Top Salary: \$70,000

Employed: 81%

In School: 6%

Electronic Engineering Technology

28-Month Diploma Program



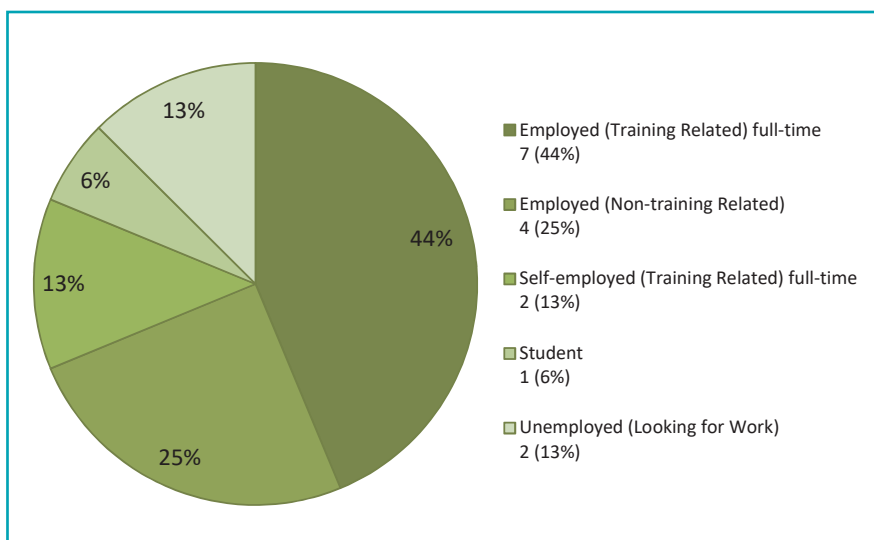
Comparison of 2015-16 graduate cohort ratings with the ratings of the 2015-16 student cohort

This program provides the knowledge and skills required to test, repair, and design a wide range of electronic equipment. Graduates have found employment in a broad range of electronics-related occupations: in research and development; assisting in project development; in technical sales, selling and servicing electronic equipment; and in design and quality control.

Note: This program has a common first year of training in Electrical Engineering Technology.

EMPLOYMENT STATISTICS:

Current Activity of Respondents

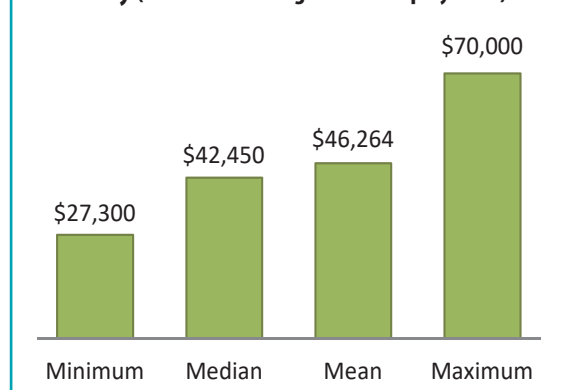


Occupations

(full or part-time training related employment)

Air Navigation Services Technologist
Avionic Technician
Biomedical Engineering Technologist
Electronic Engineering Tech
Electronic Engineering Technician
Imaging Service Tech
Smart Home Automation and
Audio Video Business Owner
Technical Assistant
Tele Control Technician

Salary (full-time training related employment)



Three Year Comparison of Employed Respondents	2013-14	2014-15	2015-16
Number of Graduates	20	30	21
Number of Respondents	9	17	16
Number of Employed Respondents	6	14	13
Percentage of Employed Respondents	67%	82%	81%
Number of Respondents Employed in Training Related Occupations	5	13	9
Percentage of Respondents Employed in Training Related Occupations	56%	76%	56%

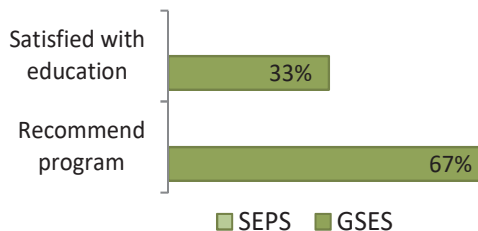
Environmental Technology

Employed: 67%

32-Month Diploma Program

Students acquire knowledge and skills in areas such as: Environmental Sciences, Water Resources, Water & Wastewater Treatment, Waste Management, Geographic Information Systems (GIS), and Environmental Management. This is a Co-operative Education program that integrates related on-the-job training with classroom theory by alternating terms of paid employment and academic study. Graduates find employment with consulting engineering firms, resource-based industries, construction and development companies, inspection and testing agencies, manufacturers, material suppliers, governments and crown corporations. *Note: A preliminary year of Civil Engineering Technology studies is required.*

Environmental Technology Student Evaluation of Program survey (SEPS) / Graduate Satisfaction & Employment survey (GSES)



Comparison of 2015-16 graduate cohort ratings with the ratings of the 2015-16 student cohort

*There is no 2015-16 SEPS data for this program

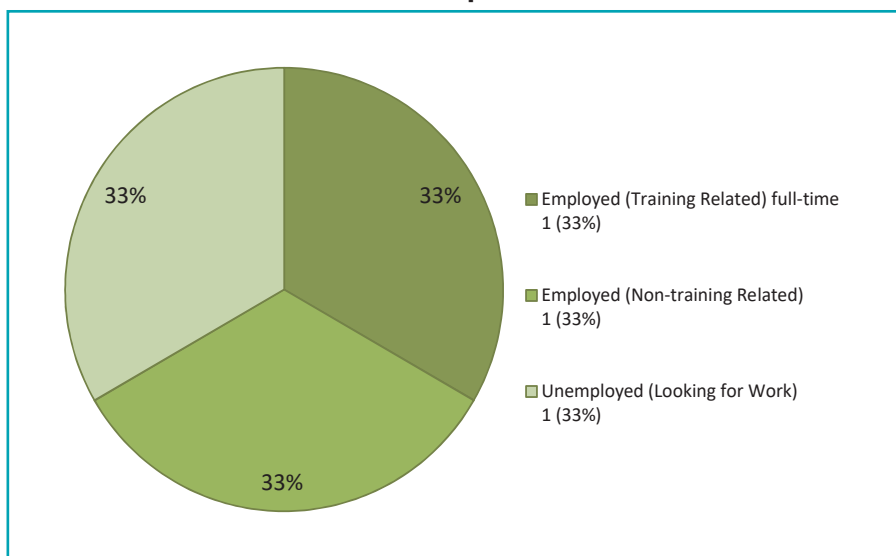
EMPLOYMENT STATISTICS:

Occupations

(full or part-time training related employment)

Environmental Technologist

Current Activity of Respondents



Three Year Comparison of Employed Respondents	2013-14	2014-15	2015-16
Number of Graduates	11	11	6
Number of Respondents	7	7	3
Number of Employed Respondents	4	5	2
Percentage of Employed Respondents	57%	71%	67%
Number of Respondents Employed in Training Related Occupations	4	5	1
Percentage of Respondents Employed in Training Related Occupations	57%	71%	33%

Salary (full-time training related employment)

There are no salaries
to be reported

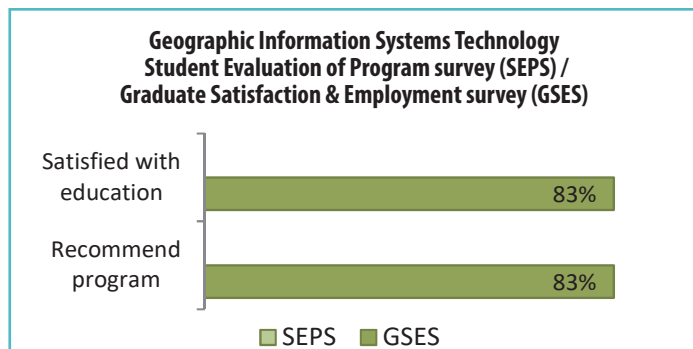
Top Salary: \$57,200

Employed: 83%

Geographic Information Systems Technology

One-Year Post-Graduate Diploma Program

This program provides technologists and other persons with technical and conceptual skills in the design, development, and implementation of Geographic Information Systems (GIS). The program consists of four themes: data collection, data management and manipulation, geospatial data analysis and geospatial logic, and cartographic principles and design. Graduates have found employment in municipal agencies, resource industries and utilities organizations.

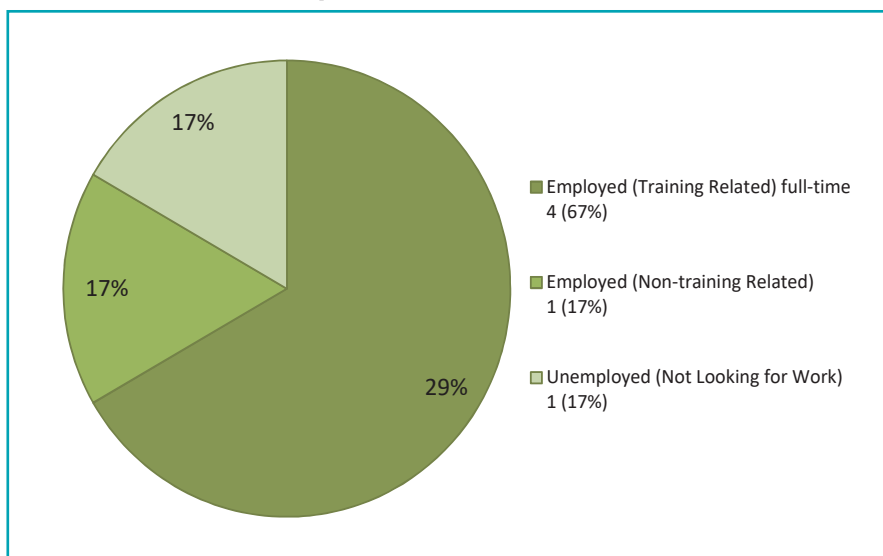


Comparison of 2015-16 graduate cohort ratings with the ratings of the 2015-16 student cohort

**There is no 2015-16 SEPS data for this program*

EMPLOYMENT STATISTICS:

Current Activity of Respondents

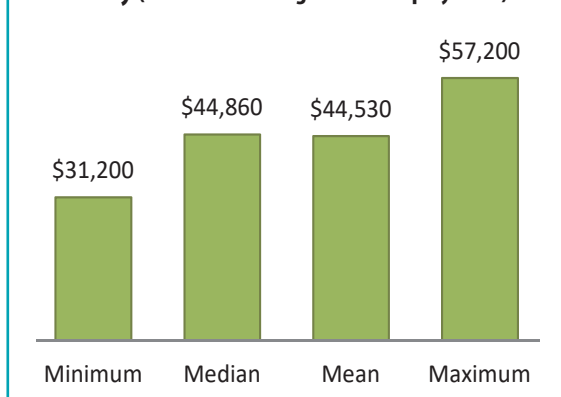


Occupations

(full or part-time training related employment)

Asset Management Technician
GIS Technician
Hydrometric Engineering Technician

Salary (full-time training related employment)



Three Year Comparison of Employed Respondents

	2013-14	2014-15	2015-16
Number of Graduates	12	10	7
Number of Respondents	7	7	6
Number of Employed Respondents	5	2	5
Percentage of Employed Respondents	71%	29%	83%
Number of Respondents Employed in Training Related Occupations	3	2	4
Percentage of Respondents Employed in Training Related Occupations	43%	29%	67%

Geomatics Technology

Top Salary: \$123,760

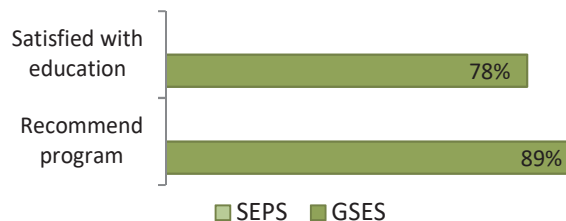
Employed: 89%

32-Month Diploma Program

This program provides training in the principles and applications of surveying. Graduates have the skills needed for careers in construction layout of civil works; CAD surveying applications, mapping and digital photogrammetry, land survey measurements in GPS and Total Station technologies, engineering or land survey field crew and site supervision, and technical sales and support. This is a Co-operative Education program that integrates related on-the-job training with classroom theory by alternating terms of paid employment and academic study.

Note: A preliminary year of Civil Engineering Technology studies is required.

Geomatics Technology Student Evaluation of Program survey (SEPS) / Graduate Satisfaction & Employment survey (GSES)



Comparison of 2015-16 graduate cohort ratings with the ratings of the 2015-16 student cohort

**There is no 2015-16 SEPS data for this program*

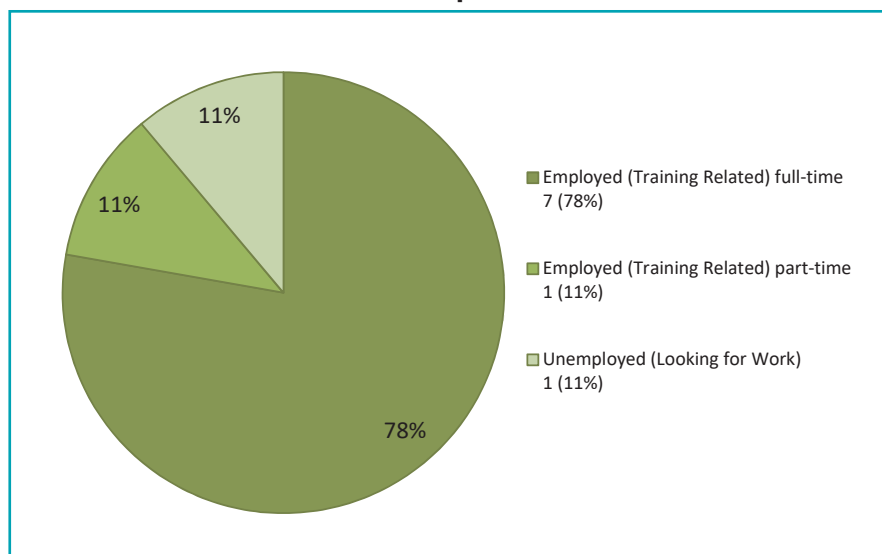
EMPLOYMENT STATISTICS:

Occupations

(full or part-time training related employment)

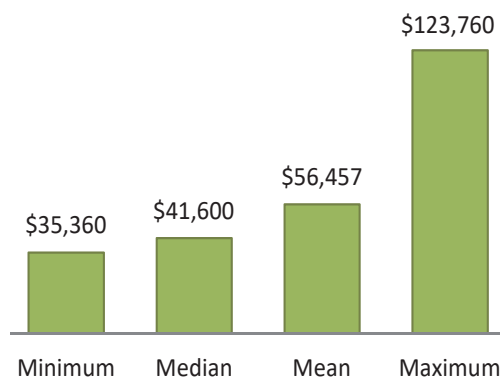
Assistant Surveyor
Instrument Man
Jr. Surveyor
Land Surveyor
Lead Hand
Party Chief
Survey Technologist

Current Activity of Respondents



Three Year Comparison of Employed Respondents	2013-14	2014-15	2015-16
Number of Graduates	22	12	14
Number of Respondents	13	9	9
Number of Employed Respondents	13	9	8
Percentage of Employed Respondents	100%	100%	89%
Number of Respondents Employed in Training Related Occupations	13	9	8
Percentage of Respondents Employed in Training Related Occupations	100%	100%	89%

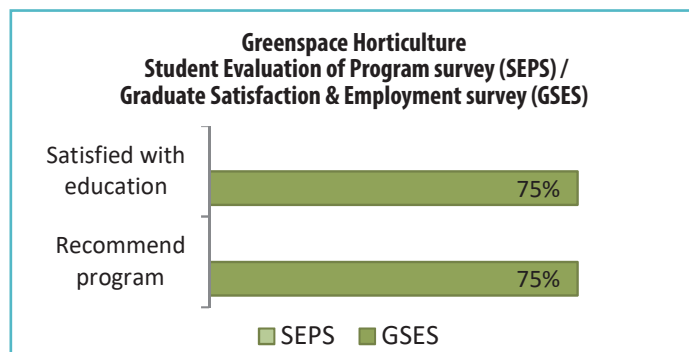
Salary (full-time training related employment)



Top Salary: \$200,000
Employed: 100%

Greenspace Horticulture

28-Month Diploma Program



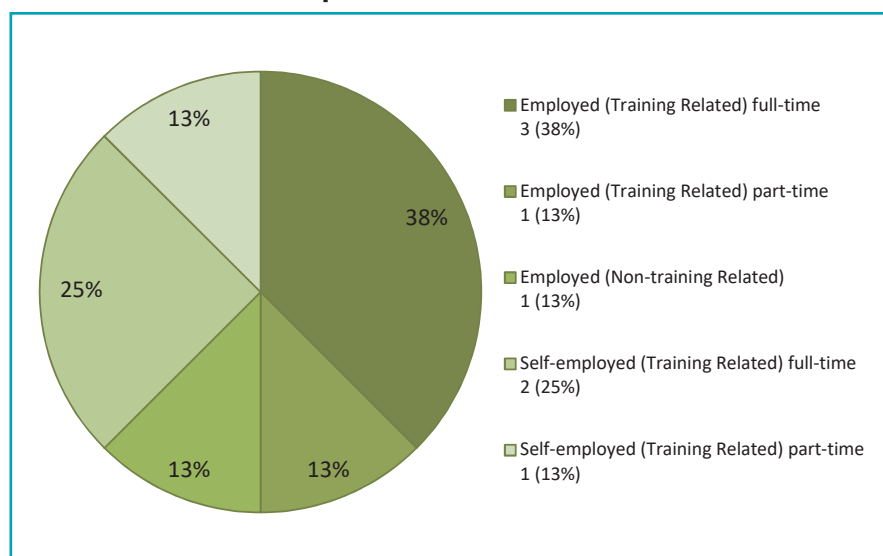
Comparison of 2015-16 graduate cohort ratings with the ratings of the 2015-16 student cohort
*There is no 2015-16 SEPS data for this program

Students develop the knowledge and skill required to construct and manage landscape areas such as parks, botanical gardens, cemeteries and residential and commercial landscapes. This is a Co-operative Education program that integrates related on-the-job training with classroom theory by alternating terms of paid employment and academic study. The program focuses on Horticulture, Greenspace maintenance including Ornamental plantings, Turf, Infrastructure maintenance, Arboriculture, Residential landscape, design and construction, Integrated pest management, Irrigation system management, and Equipment operation and maintenance.

Note: This replaces Greenspace Management.

EMPLOYMENT STATISTICS:

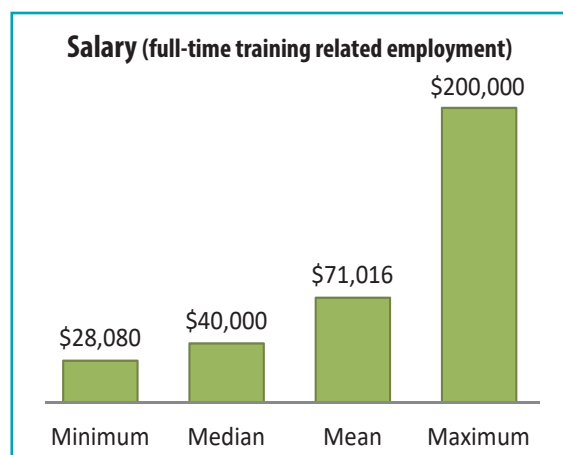
Current Activity of Respondents



Occupations

(full or part-time training related employment)

Assistant Superintendent
Edible Landscape Design/Installation
Gardener/Landscaper
Golf Superintendent
Greenhouse Operator
Landscape Business Owner
Landscaping Company Owner/
Operator



Three Year Comparison of Employed Respondents	2013-14	2014-15	2015-16*
Number of Graduates			18
Number of Respondents			8
Number of Employed Respondents			8
Percentage of Employed Respondents			100%
Number of Respondents Employed in Training Related Occupations			7
Percentage of Respondents Employed in Training Related Occupations			88%

*Note: 2015-16 is the first graduating class for this program.

Instrumentation Engineering Technology

Top Salary: \$73,819

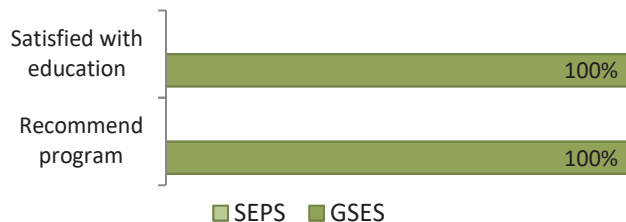
Employed: 75%

28-Month Diploma Program

This program provides the knowledge and skills related to industrial instrumentation. Technologists use their skills to design and calibrate systems used to measure, record, and control industrial process variables. Graduates have found employment as instrument engineering technologists, junior control loop designers, and technical sales people in engineering offices and manufacturing plants.

Note: This program has a common first year of training in Electrical Engineering Technology.

Instrumentation Engineering Technology Student Evaluation of Program survey (SEPS) / Graduate Satisfaction & Employment survey (GSES)



Comparison of 2015-16 graduate cohort ratings with the ratings of the 2015-16 student cohort

**There is no 2015-16 SEPS data for this program*

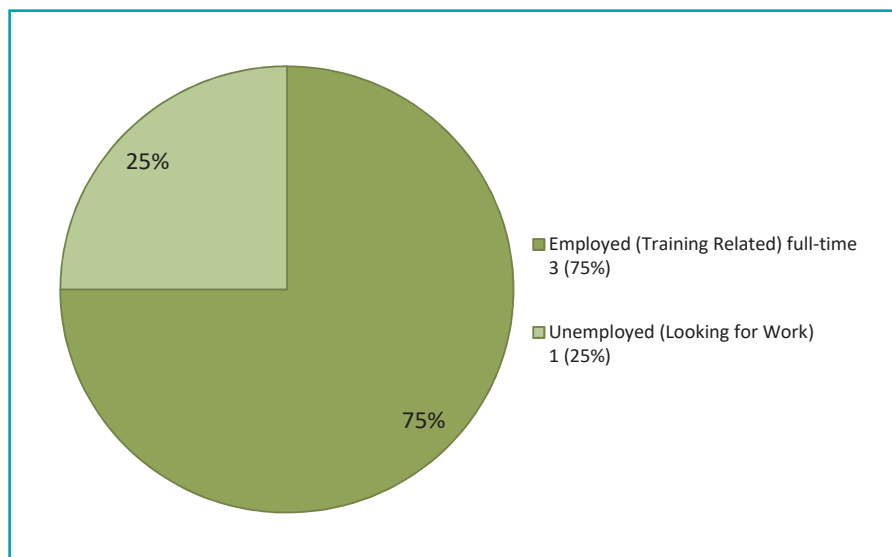
EMPLOYMENT STATISTICS:

Occupations

(full or part-time training related employment)

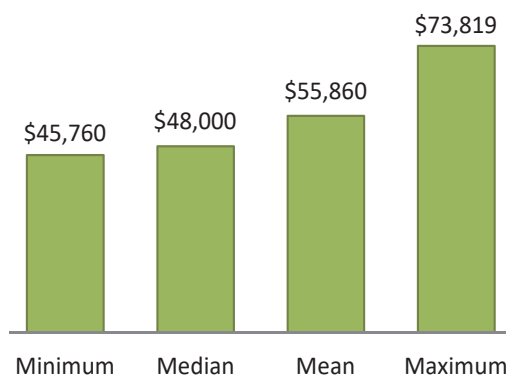
Field Technician
Instrumentation and Control
Technician
Research Technologist

Current Activity of Respondents



Three Year Comparison of Employed Respondents	2013-14	2014-15	2015-16
Number of Graduates	16	14	7
Number of Respondents	6	7	4
Number of Employed Respondents	4	7	3
Percentage of Employed Respondents	67%	100%	75%
Number of Respondents Employed in Training Related Occupations	4	6	3
Percentage of Respondents Employed in Training Related Occupations	67%	86%	75%

Salary (full-time training related employment)



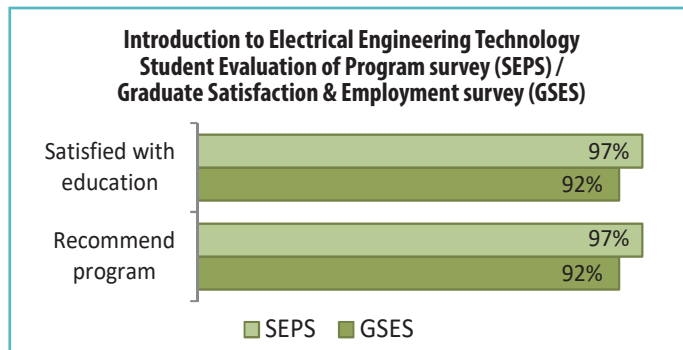
Top Salary: \$41,600

Employed: 33%

In School: 58%

Introduction to Electrical Engineering Technology

4-Month Certificate Program

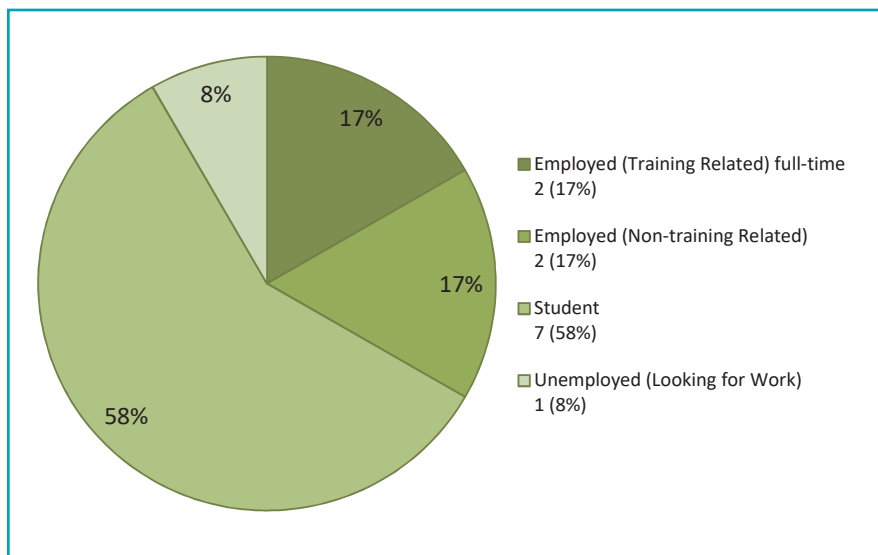


Comparison of 2015-16 graduate cohort ratings with the ratings of the 2015-16 student cohort

This program provides a solid foundation in Electrical, Electronic, or Instrumentation Engineering Technology. It includes both preparatory courses and some Term 1 Electrical Engineering Technology courses which may reduce the Term 1 course load if continuing into the EET program. Students who do not enter the Electrical Engineering Technology through the Introduction to EET are still eligible to enter EET through the regular admission requirements.

EMPLOYMENT STATISTICS:

Current Activity of Respondents

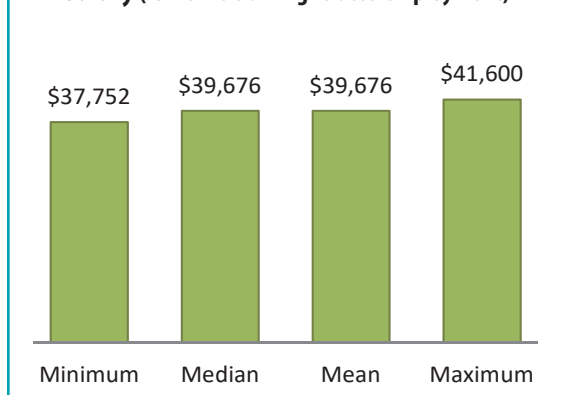


Occupations

(full or part-time training related employment)

Electrician Assist
Telecommunications Technician

Salary (full-time training related employment)



Three Year Comparison of Employed Respondents	2013-14	2014-15	2015-16*
Number of Graduates			26
Number of Respondents			12

**Note: This program is designed to prepare students to take further training at the College and/or to broaden employment opportunities.*

Municipal Engineering Technology

Top Salary: \$58,804

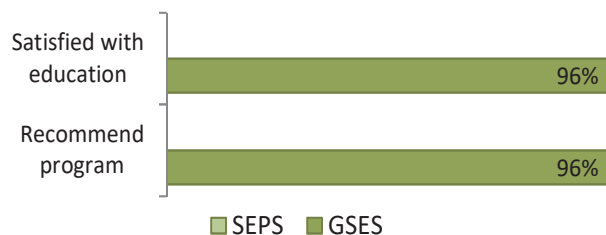
Employed: 100%

32-Month Diploma Program

This program develops the knowledge and skills needed for municipal design and construction. It includes a Co-operative Education option that integrates related on-the-job training with classroom theory by alternating terms of paid employment and academic study. Graduates work in careers in design and construction of civil works and municipal infrastructure; computer assisted design and drafting; project inspection, testing, and supervision; construction administration and project management; and technical sales and support.

Note: A preliminary year of Civil Engineering Technology studies is required.

**Municipal Engineering Technology
Student Evaluation of Program survey (SEPS) /
Graduate Satisfaction & Employment survey (GSES)**



Comparison of 2015-16 graduate cohort ratings with the ratings of the 2015-16 student cohort

**There is no 2015-16 SEPS data for this program*

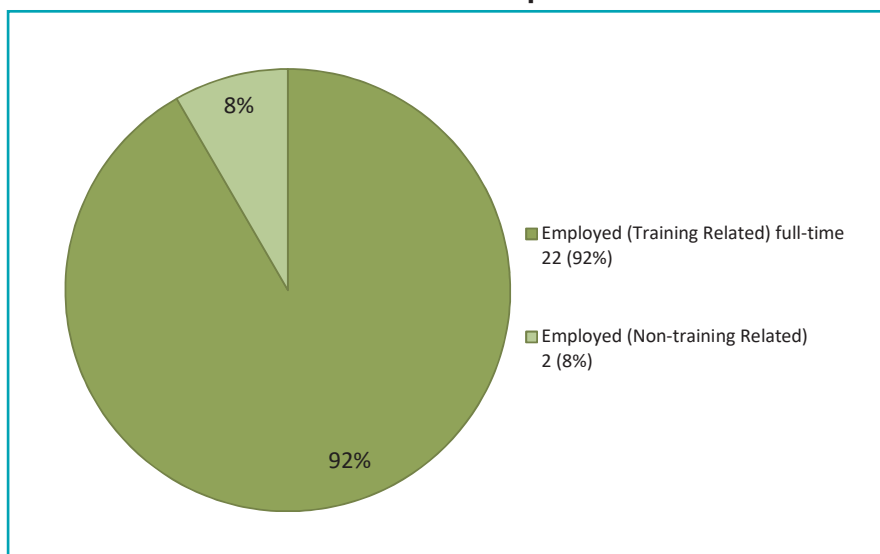
EMPLOYMENT STATISTICS:

Occupations

(full or part-time training related employment)

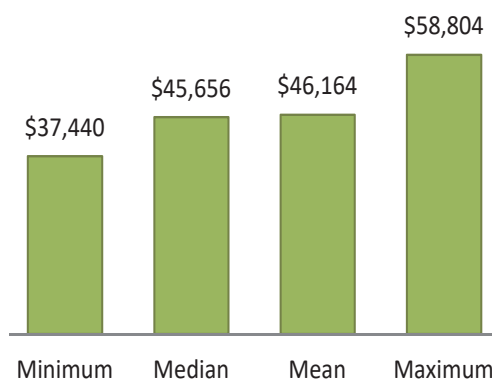
Civil Engineering Technologist
Civil Technologist
Construction Estimator
Construction Surveyor
Drafting Technician
Engineering Aide
Engineering Assistant
Engineering Technician
Environmental Technologist
Junior Municipal Technologist
Material Testing Assistant
Material's Technician (Level 2)
Municipal and Structural Assistant
Municipal Technologist
Project Manager/Estimator
Roadway Construction Inspector
Surveyor Assistant
Surveyor, Safety Coordinator,
Laboratory Manager, RSO
Technologist

Current Activity of Respondents



Three Year Comparison of Employed Respondents	2013-14	2014-15	2015-16
Number of Graduates	38	44	38
Number of Respondents	25	26	24
Number of Employed Respondents	24	23	24
Percentage of Employed Respondents	96%	88%	100%
Number of Respondents Employed in Training Related Occupations	24	23	22
Percentage of Respondents Employed in Training Related Occupations	96%	88%	92%

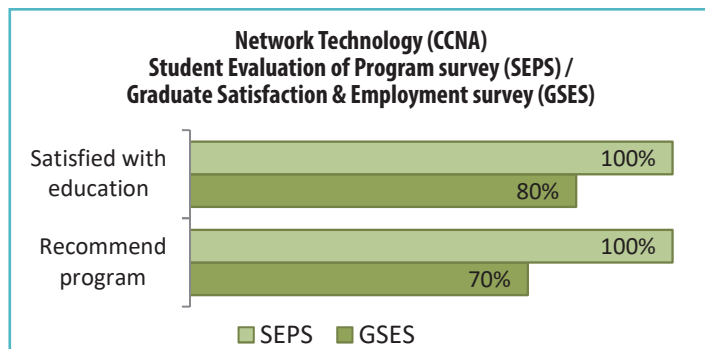
Salary (full-time training related employment)



Top Salary: \$40,000
Employed: 90%

Network Technology (CCNA)

One-Year Certificate Program

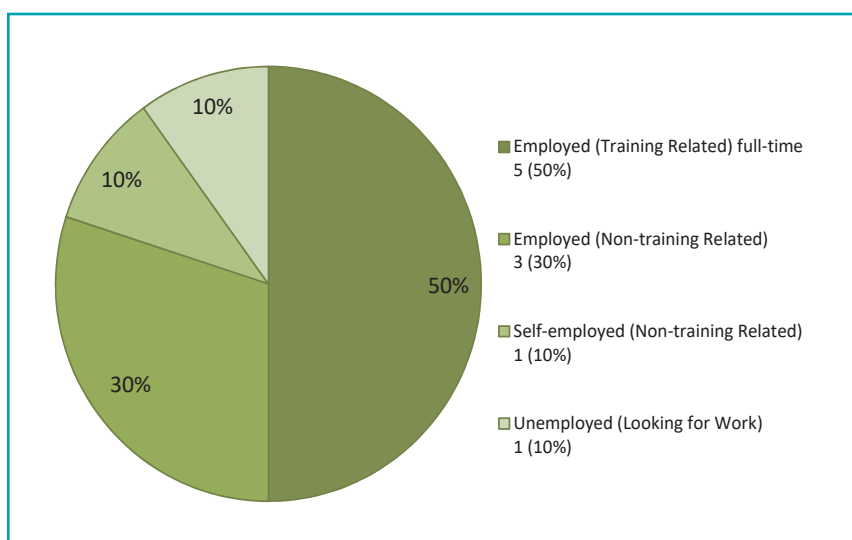


Comparison of 2015-16 graduate cohort ratings with the ratings of the 2015-16 student cohort

This program is intended for entrants who have worked with computer networks and have more than a basic knowledge of computer systems. This multidisciplinary program encompasses a range of topics from Microsoft Windows client and server operating systems, computer hardware, advanced networking, network cabling, Linux, wireless networks, VOIP, and network security. Students will be prepared to work Microsoft MCSE, Cisco CCNA, A+, SUN Unix, Wireless networks, VOIP, or Network security

EMPLOYMENT STATISTICS:

Current Activity of Respondents

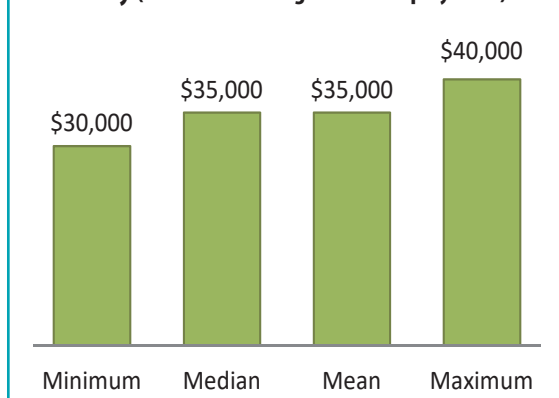


Occupations

(full or part-time training related employment)

IT Systems Coordinator
Network Admin
Technical Support
Technical Support Representative
Technical Support Specialist

Salary (full-time training related employment)



Three Year Comparison of Employed Respondents

	2013-14	2014-15	2015-16
Number of Graduates	7	9	16
Number of Respondents	3	5	10
Number of Employed Respondents	2	5	9
Percentage of Employed Respondents	67%	100%	90%
Number of Respondents Employed in Training Related Occupations	2	3	5
Percentage of Respondents Employed in Training Related Occupations	67%	60%	50%

Plumbing

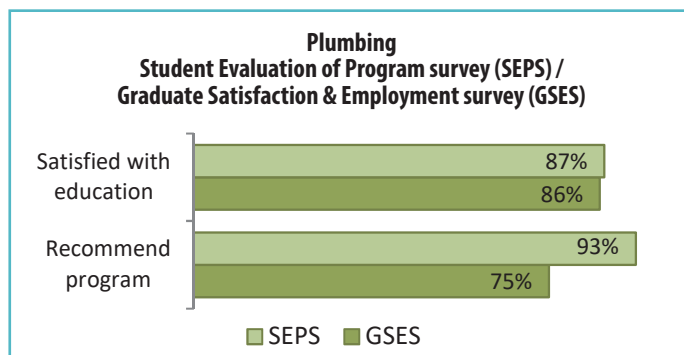
Top Salary: \$50,960

Employed: 86%

Five-Month Certificate Program

This program provides the knowledge and skills required to install and repair piping systems in residential and commercial buildings.

Graduates find employment with plumbing contractors or in industrial plants as maintenance people. Job opportunities at the journey person level are as plumbers, steamfitters or sprinkler and fire-protection installers. After gaining work experience, graduates may move into positions as supervisors, estimators, plumbing contractors and building inspectors.



Comparison of 2015-16 graduate cohort ratings with the ratings of the 2015-16 student cohort

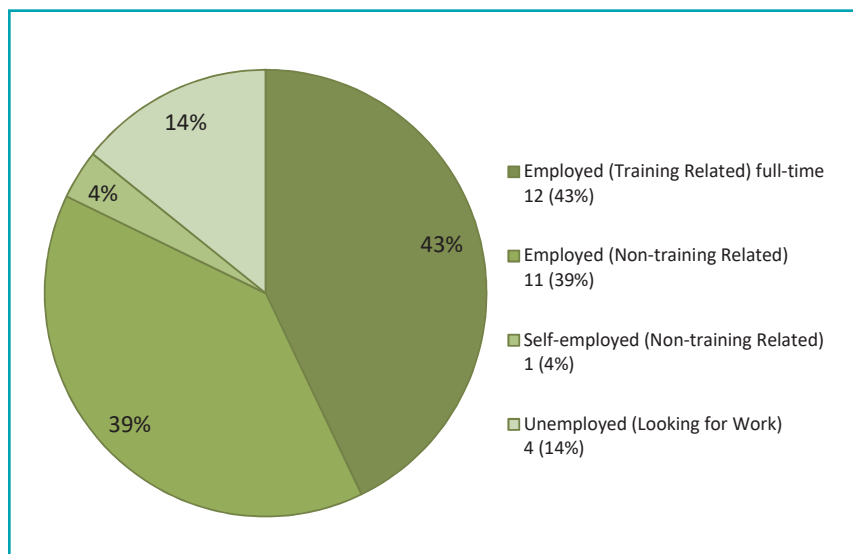
EMPLOYMENT STATISTICS:

Occupations

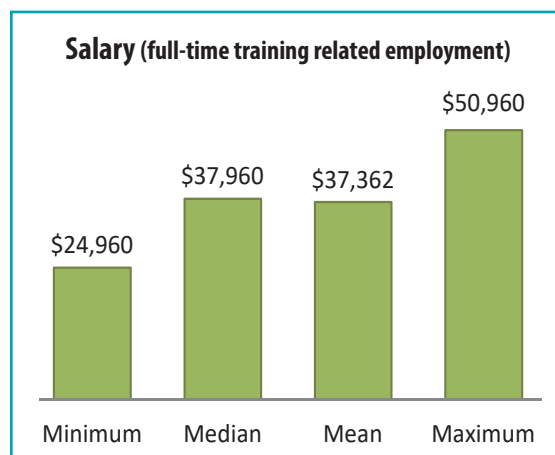
(full or part-time training related employment)

- Apprentice Plumber
- Apprenticeship Plumber
- Level 1 Apprentice
- Level 1 Plumbing Apprentice (Labourer)
- Level II Apprentice Plumber
- Maintenance Technician
- Plumber
- Plumbers Helper
- Plumbing Apprentice

Current Activity of Respondents



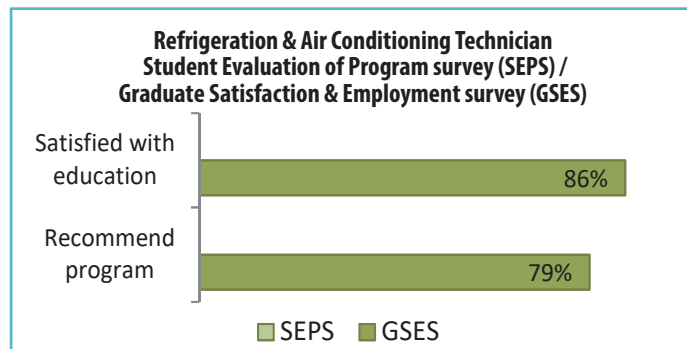
Three Year Comparison of Employed Respondents	2013-14	2014-15	2015-16
Number of Graduates	52	53	57
Number of Respondents	26	23	28
Number of Employed Respondents	17	18	24
Percentage of Employed Respondents	65%	78%	86%
Number of Respondents Employed in Training Related Occupations	15	11	12
Percentage of Respondents Employed in Training Related Occupations	58%	48%	43%



Top Salary: \$52,000
Employed: 57%

Refrigeration & Air Conditioning Technician

Five-Month Certificate Program



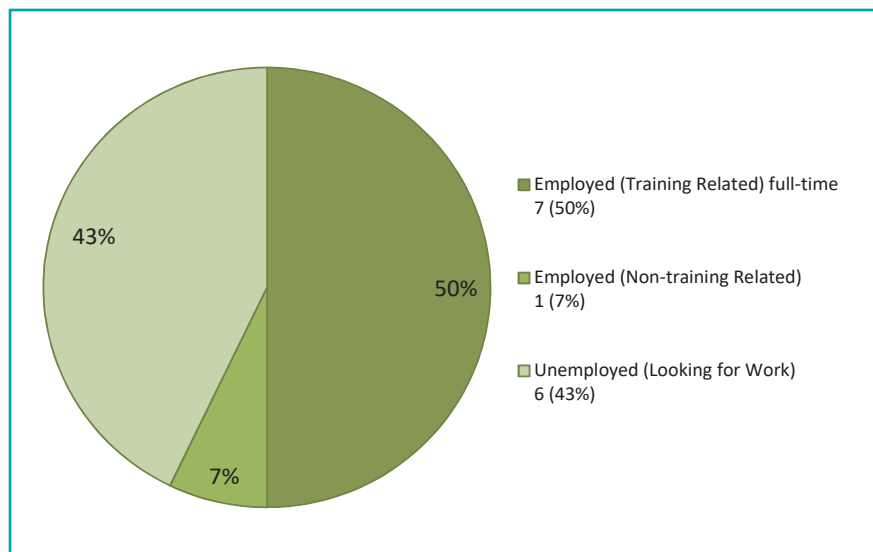
Comparison of 2015-16 graduate cohort ratings with the ratings of the 2015-16 student cohort
*There is no 2015-16 SEPS data for this program

This program provides both theoretical and practical knowledge of refrigeration systems, air conditioning, piping, welding and electrical wiring. Special emphasis is placed on safety regulations as they pertain to using, reusing, recycling, recovering, and reclaiming HCFC and HFC refrigerants as well as the safe handling and disposal of chlorofluorocarbons (CFCs).

Refrigeration and air conditioning technicians or mechanics install, repair, service, and design residential, commercial, and industrial HVAC/R (heating, ventilation, air conditioning, refrigeration) equipment.

EMPLOYMENT STATISTICS:

Current Activity of Respondents

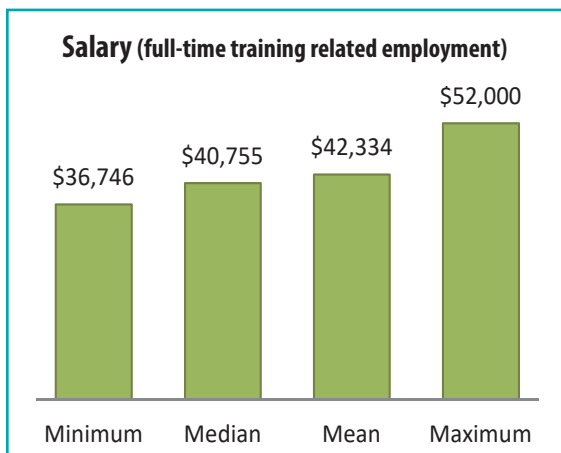


Occupations

(full or part-time training related employment)

Apprentice - General Refrigeration and Repair
Apprentice (Level 1) - HVAC
Apprentice Technician
Refrigeration Mechanic
Refrigeration Technician
Service Technician

Salary (full-time training related employment)



Three Year Comparison of Employed Respondents	2013-14	2014-15	2015-16
Number of Graduates	16	29	29
Number of Respondents	7	13	14
Number of Employed Respondents	5	10	8
Percentage of Employed Respondents	71%	77%	57%
Number of Respondents Employed in Training Related Occupations	3	7	7
Percentage of Respondents Employed in Training Related Occupations	43%	54%	50%

Structural Engineering Technology

Top Salary: \$115,000

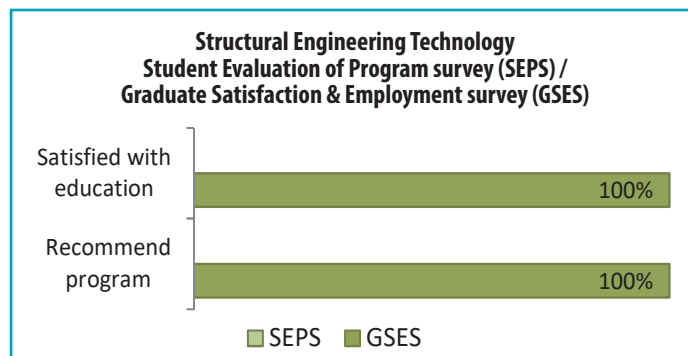
Employed: 63%

In School: 38%

32-Month Diploma Program

Students acquire knowledge and skills for careers in design and construction of building systems, computer-assisted design and drafting, site inspection, testing and supervision, construction administration and project management, and technical sales and support. This is a Co-operative Education program that integrates related on-the-job training with classroom theory by alternating terms of paid employment and academic study.

Note: A preliminary year of Civil Engineering Technology studies is required.



Comparison of 2015-16 graduate cohort ratings with the ratings of the 2015-16 student cohort

*There is no 2015-16 SEPS data for this program

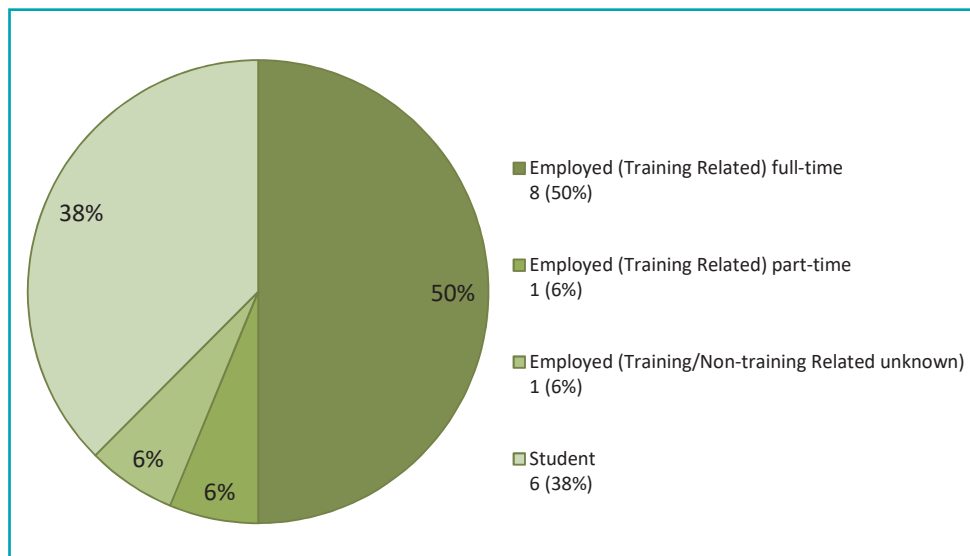
EMPLOYMENT STATISTICS:

Occupations

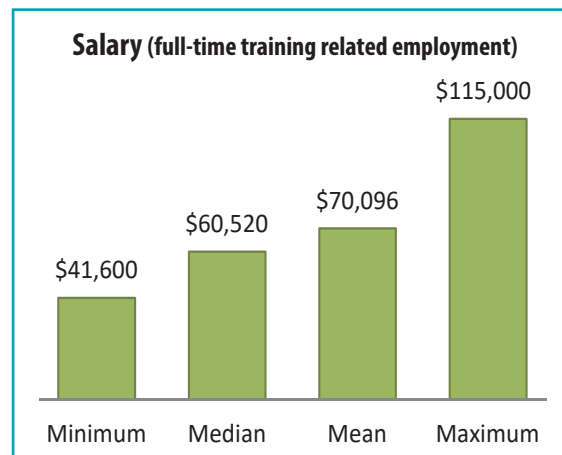
(full or part-time training related employment)

Construction Inspector
Engineering Technician
Field Coordinator
Jr. Project Coordinator
Project Manager
Quality Docket Coordinator
Structural Design
Structural Technologist
Survey Assistant

Current Activity of Respondents



Three Year Comparison of Employed Respondents	2013-14	2014-15	2015-16
Number of Graduates	27	24	35
Number of Respondents	13	14	16
Number of Employed Respondents	10	13	10
Percentage of Employed Respondents	77%	93%	63%
Number of Respondents Employed in Training Related Occupations	10	13	9
Percentage of Respondents Employed in Training Related Occupations	77%	93%	56%



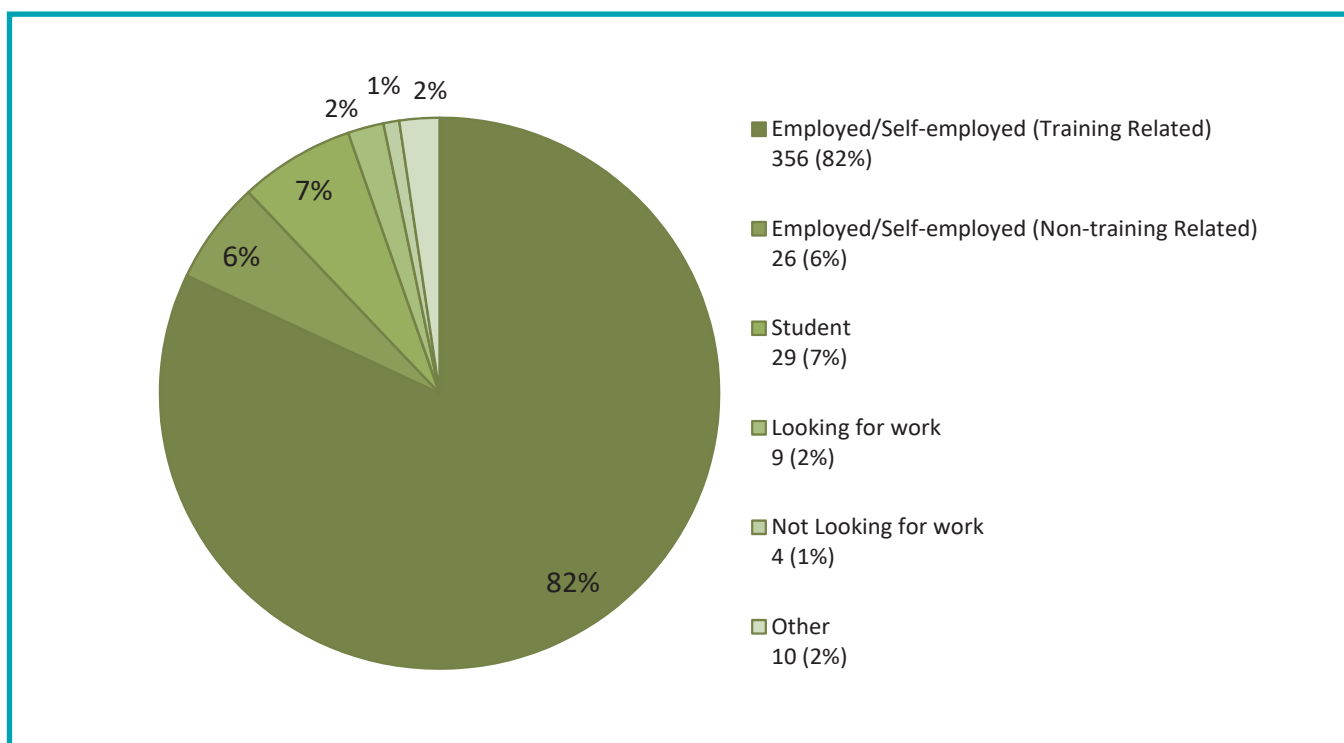
School of Health Sciences & Community Services

The School of Health Sciences & Community Services consists of four departments: Allied Health Sciences; Community Services; Life Sciences; and Nursing. These departments offer baccalaureate degree, post-graduate diploma, diploma and certificate programs. As well, the School is involved in a number of community-based projects and health education partnerships with external agencies.

Of the programs surveyed, there were 209 certificates, 288 diplomas, and 41 post-graduate diplomas, and 147 degrees awarded in 2015-16.

Six hundred and eighty-five graduates were surveyed with 434 responding for a 63% response rate.

CURRENT ACTIVITY OF RESPONDENTS



PROGRAMS SURVEYED AND INCLUDED IN THIS REPORT

Animal Health Technology
 Chemical and Biosciences Technology (Co-op)
 Child and Youth Care
 Dental Assisting
 Diagnostic Medical Sonography - Ultrasound
 Disability and Community Support - Certificate
 Disability and Community Support
 Early Childhood Education
 Early Childhood Education Workplace

Health Care Aide
 Medical Laboratory Sciences
 Medical Radiologic Technology
 MRI and Spectroscopy
 Nursing
 Paramedicine - Primary Care Paramedic
 Pharmaceutical Manufacturing
 QA/QC in the Pharmaceutical Industry

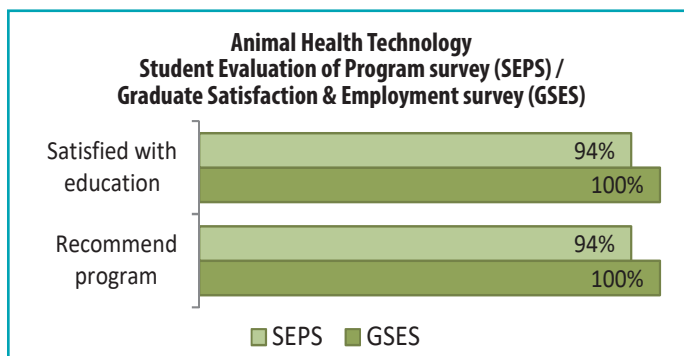
Animal Health Technology

Top Salary: \$44,460

Employed: 93%

Two-Year Diploma Program

This program provides the knowledge and skills needed to perform a variety of veterinary medical procedures, such as: anesthesia induction and monitoring, drug dosage calculations, surgical and animal nursing, laboratory testing, diagnostic imaging, dentistry, emergency care, routine veterinary clinic and office procedures. Graduates are qualified to work under the supervision of a licensed veterinarian in companion animal, large animal, and specialty practices. Graduates may also find employment with zoos, research institutes, livestock operations, wildlife services, animal shelters, government agencies, or pharmaceutical sales companies.



Comparison of 2015-16 graduate cohort ratings with the ratings of the 2015-16 student cohort

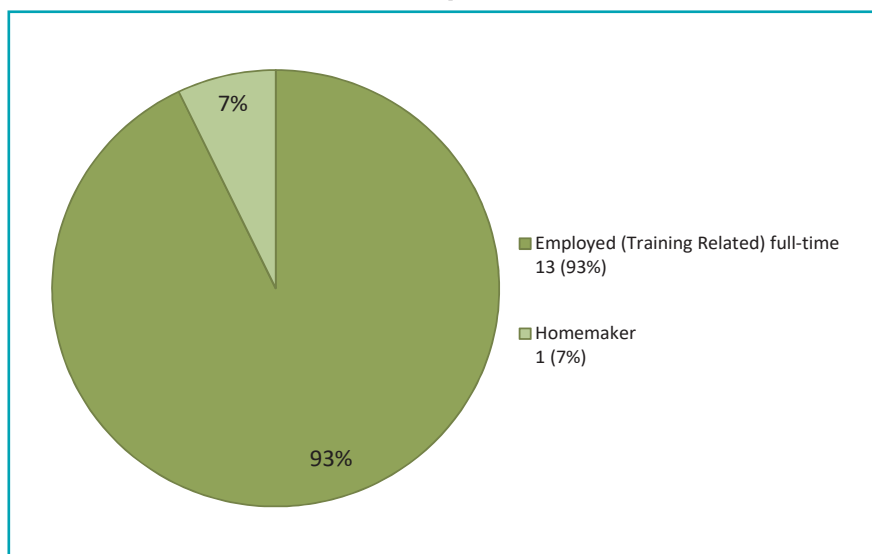
EMPLOYMENT STATISTICS:

Occupations

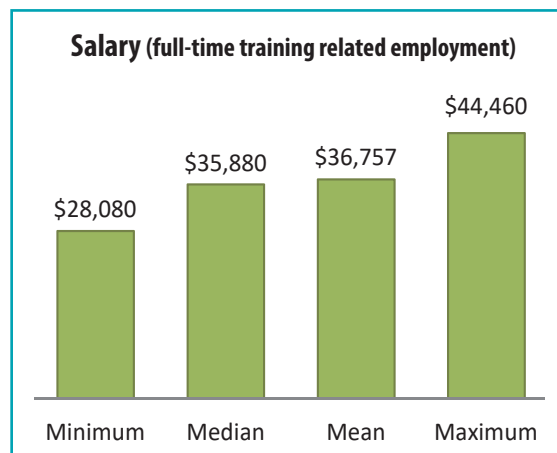
(full or part-time training related employment)

- Animal Health Tech
- Animal Health Technician
- Animal Health Technologist
- Lab Technican
- Registered Animal Health Technologist
- Registered Vet Tech
- Registered Veterinary Technician
- Registered Veterinary Technologist
- Veterinary Technician
- Veterinary Technologist

Current Activity of Respondents



Three Year Comparison of Employed Respondents	2013-14	2014-15	2015-16
Number of Graduates	22	29	21
Number of Respondents	14	22	14
Number of Employed Respondents	14	19	13
Percentage of Employed Respondents	100%	86%	93%
Number of Respondents Employed in Training Related Occupations	13	18	13
Percentage of Respondents Employed in Training Related Occupations	93%	82%	93%



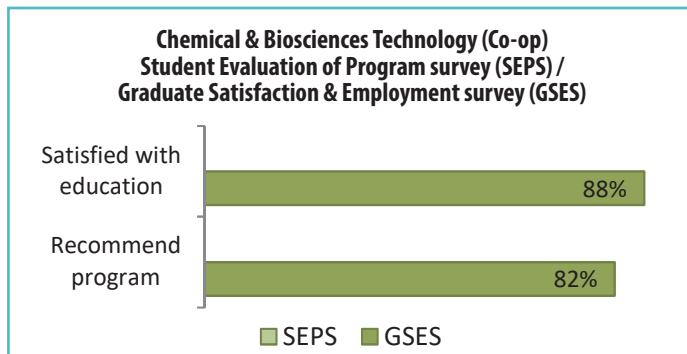
Top Salary: \$50,000

Employed: 59%

In School: 24%

Chemical & Biosciences Technology (Co-op)

Two-Year Diploma Program



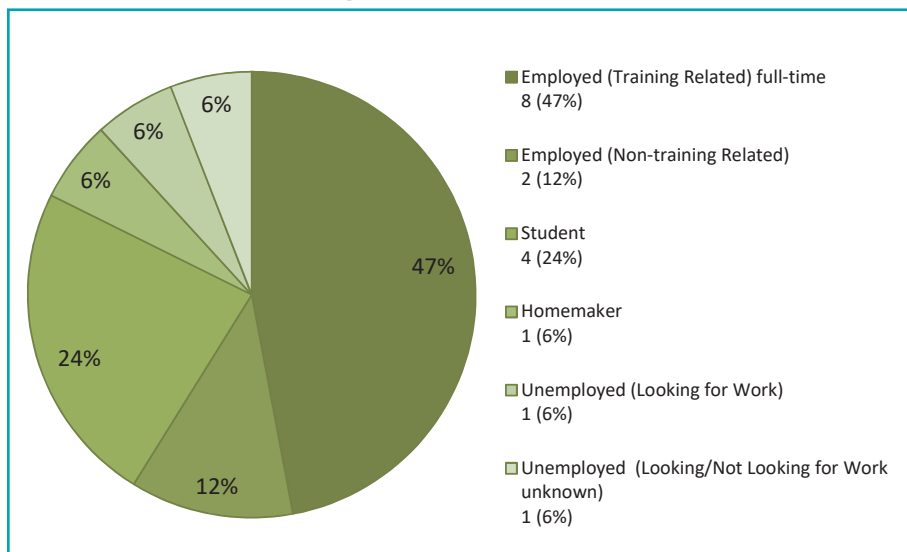
Comparison of 2015-16 graduate cohort ratings with the ratings of the 2015-16 student cohort

*There is no 2015-16 SEPS data for this program

This program prepares students to have the knowledge and skills required to work as technologists in many industries, from food processing and mining, to aerospace, pharmaceutical companies, and food and health related industries. They are employed by all levels of government for environmental testing, geological surveys, and in research. Some graduates work as lab assistants in schools, colleges, and universities. Other graduates who have acquired substantial experience now work as supervisors, plant managers, and heads of research teams. **Note:** This program changed its name to Science Laboratory Technology.

EMPLOYMENT STATISTICS:

Current Activity of Respondents

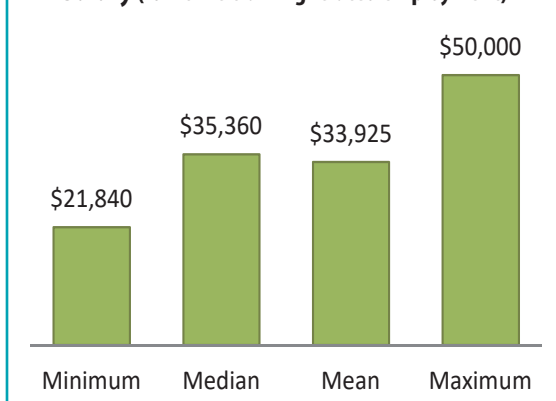


Occupations

(full or part-time training related employment)

Chemical & Biological Technologist
Laboratory Tech
Laboratory Technician
Quality Assurance Technician
Quality Control Analyst
Quality Control Technician
Research Assistant
Street Team Member

Salary (full-time training related employment)



Three Year Comparison of Employed Respondents	2013-14	2014-15	2015-16
Number of Graduates	18	18	25
Number of Respondents	9	16	17
Number of Employed Respondents	8	11	10
Percentage of Employed Respondents	89%	69%	59%
Number of Respondents Employed in Training Related Occupations	7	9	8
Percentage of Respondents Employed in Training Related Occupations	78%	56%	47%

Child and Youth Care

Top Salary: \$50,000

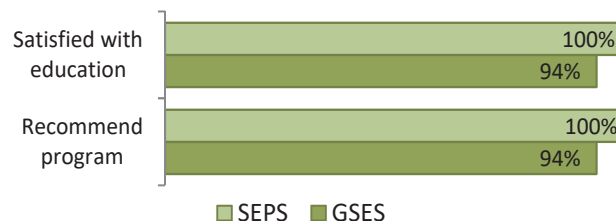
Employed: 81%

In School: 13%

Two-Year Diploma Program

This program provides the skills and knowledge needed to work with children and youth experiencing behavioural and emotional difficulties. Students learn how to intervene and assess situations and formulate strategies to help children, youth, and their families identify and resolve concerns and enhance their quality of life. Graduates may find work in treatment homes, school or community-based programs, family support programs, mental health centres, or young offender programs.

Child and Youth Care
Student Evaluation of Program survey (SEPS) /
Graduate Satisfaction & Employment survey (GSES)



Comparison of 2015-16 graduate cohort ratings with the ratings of the 2015-16 student cohort

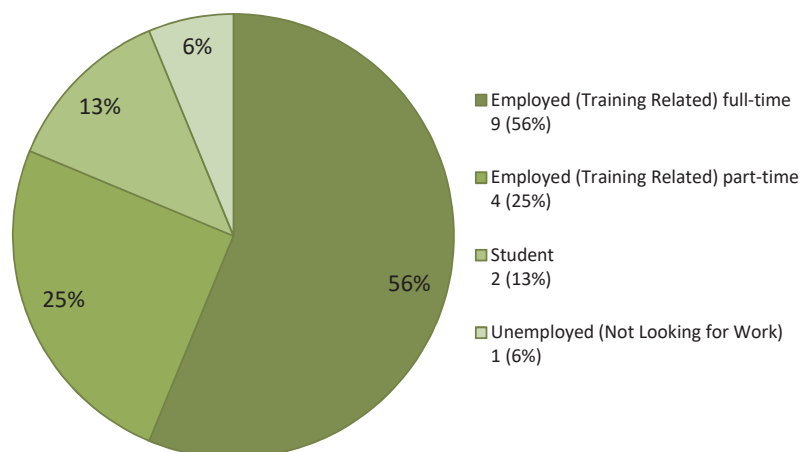
EMPLOYMENT STATISTICS:

Occupations

(full or part-time training related employment)

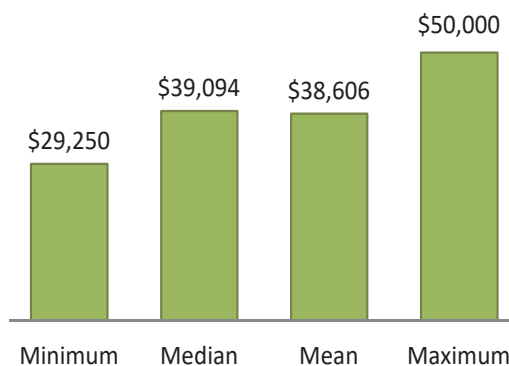
- Adolescent Mental Health Counsellor (AMHC)
- Case Management
- Child Abuse Worker
- Child and Youth Worker/Family Support Worker
- Clinical Coordinator/Clinical Case Manager
- Educational Assistant
- Family Support Worker
- Support Worker
- Youth Care Worker
- Youth Counselor
- Youth Mentor

Current Activity of Respondents



Three Year Comparison of Employed Respondents	2013-14	2014-15	2015-16
Number of Graduates	17	23	28
Number of Respondents	8	14	16
Number of Employed Respondents	8	9	13
Percentage of Employed Respondents	100%	64%	81%
Number of Respondents Employed in Training Related Occupations	7	8	13
Percentage of Respondents Employed in Training Related Occupations	88%	57%	81%

Salary (full-time training related employment)



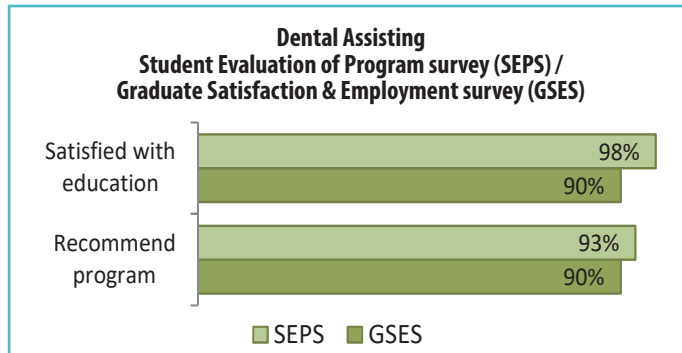
Top Salary: \$41,600

Employed: 81%

In School: 6%

Dental Assisting

One-Year Certificate Program

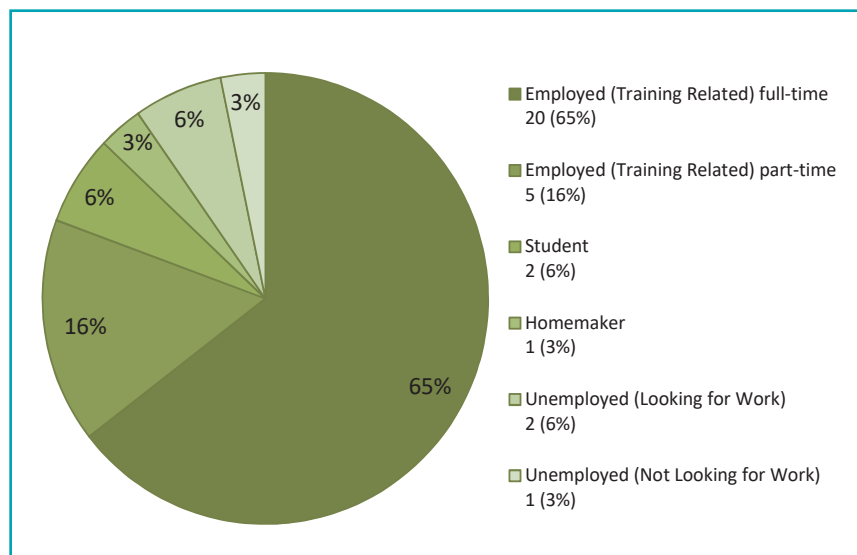


Comparison of 2015-16 graduate cohort ratings with the ratings of the 2015-16 student cohort

Students of this program learn the skills needed to assist dentists with four-handed dentistry techniques, as well as dental procedures, handling and mixing materials, sterilization and laboratory procedures, care of dental equipment, and preparation of instruments, operatories, and patients. Graduates have the skills needed for polishing teeth, fluoride application, placement and removal of dental dams, removal of sutures, and other intra-oral procedures as well as some business-related procedures. Graduates have found employment in private dental offices, large clinics, hospital dental clinics, insurance companies, and in government public health programs.

EMPLOYMENT STATISTICS:

Current Activity of Respondents

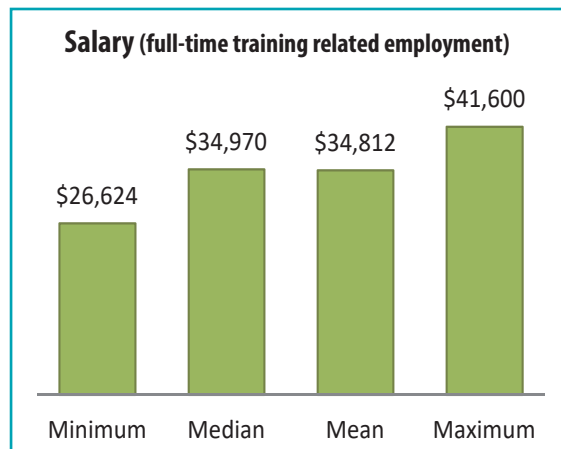


Occupations

(full or part-time training related employment)

Administrative Assistant/
Dental Assistant
Dental Administrator
Dental Assistant
Dental Assistant - Receptionist
Level II Dental Assistant
Ortho Assistant
Orthodontics Assistant
Reception Assistant
Registered Dental Assistant
Treatment Coordinator

Salary (full-time training related employment)



Three Year Comparison of Employed Respondents

	2013-14	2014-15	2015-16
Number of Graduates	48	50	45
Number of Respondents	30	27	31
Number of Employed Respondents	27	24	25
Percentage of Employed Respondents	90%	89%	81%
Number of Respondents Employed in Training Related Occupations	23	20	25
Percentage of Respondents Employed in Training Related Occupations	77%	74%	81%

Diagnostic Medical Sonography - Ultrasound

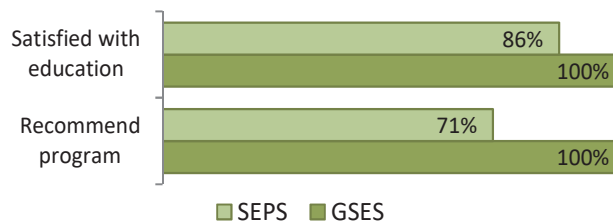
Top Salary: \$75,036

Employed: 100%

Two-Year Diploma Program

This program prepares students, through theoretical and clinical training, to conduct Ultrasound examinations, focusing on areas such as obstetrics and gynecology, abdomen and superficial structures, and vascular sonographic studies. This content is cross-referenced to the national competency profile set up by Sonography Canada. Ultrasound is practiced in major urban and rural hospitals. Some graduates are working in related teaching, management, and research positions. Others are employed as application specialists, technical advisors, or representatives for diagnostic imaging equipment and supply manufacturers.

Diagnostic Medical Sonography - Ultrasound Student Evaluation of Program survey (SEPS) / Graduate Satisfaction & Employment survey (GSES)



Comparison of 2015-16 graduate cohort ratings with the ratings of the 2015-16 student cohort

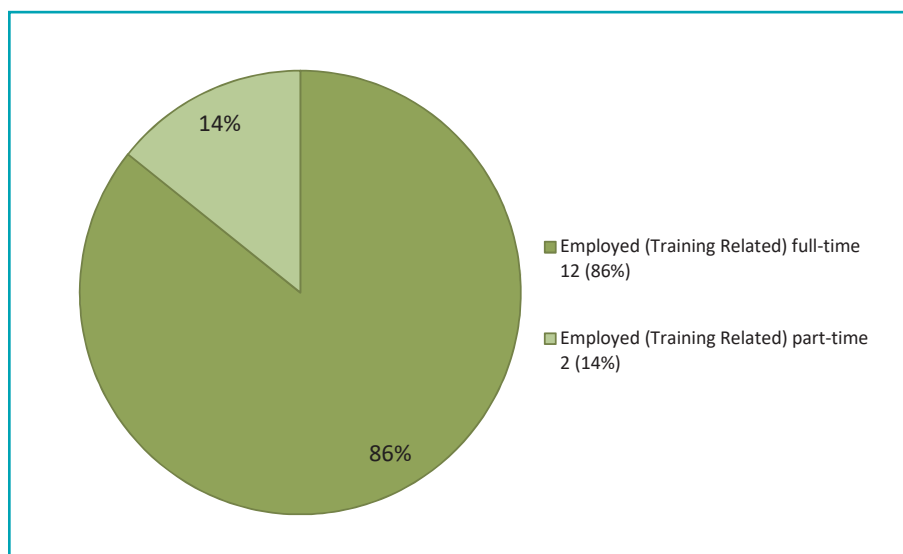
EMPLOYMENT STATISTICS:

Occupations

(full or part-time training related employment)

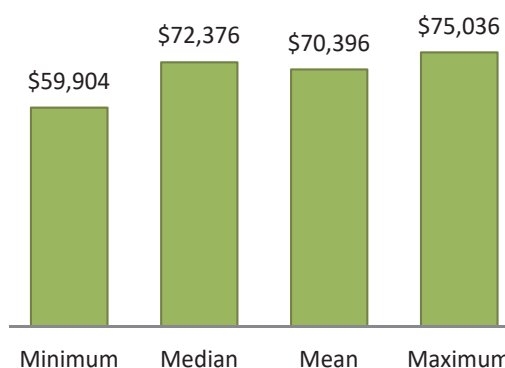
Cardiac Sonographer
Diagnostic Medical Sonographer
Diagnostic Sonographer
General Duty Sonographer/
Diagnostic Medical/Sonographer
General Duty Technologist
Medical Sonographer
Pediatric Sonographer
Sonographer
Ultrasound Technologist

Current Activity of Respondents



Three Year Comparison of Employed Respondents	2013-14	2014-15	2015-16*
Number of Graduates			22
Number of Respondents			14
Number of Employed Respondents			14
Percentage of Employed Respondents			100%
Number of Respondents Employed in Training Related Occupations			14
Percentage of Respondents Employed in Training Related Occupations			100%

Salary (full-time training related employment)



*Note: 2015-16 is the first graduating class for this program.

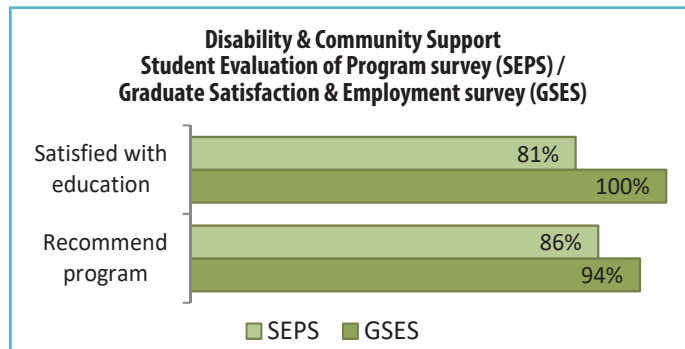
Top Salary: \$55,000

Employed: 89%

In School: 11%

Disability & Community Support

Two-Year Diploma Program

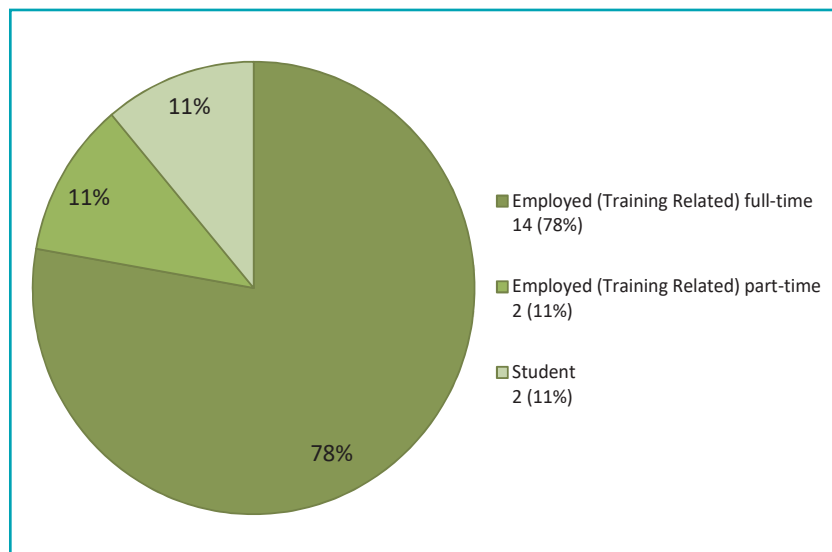


Comparison of 2015-16 graduate cohort ratings with the ratings of the 2015-16 student cohort

This program provides the knowledge, skills and values required to support and enhance the development of children and adults with disabilities, in a variety of community settings. Students learn how to assist individuals with disabilities to plan and achieve their personal goals and maintain their health and well-being. Graduates may find employment in educational, residential, developmental, employment or vocational services, or community and government services as residential support workers, educational assistants, supported employment personnel, vocational support workers, individual support personnel, rehabilitation workers, program support and development personnel, family support workers, and advocacy personnel.

EMPLOYMENT STATISTICS:

Current Activity of Respondents

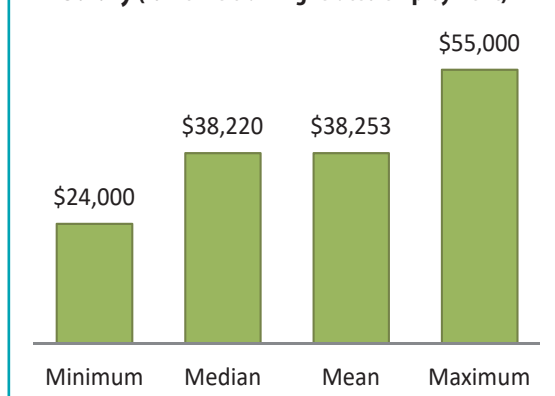


Occupations

(full or part-time training related employment)

Case Manager (Community Support)
Community Support
Community Support Worker
Educational Assistant
Job Coach
Key Worker - Direct Support
Program Facilitator
Program Manager
Research Assistant
Residential Care Worker
Residential Coordinator
Residential Manager
Support Worker
Team Leader, Community Residential Program

Salary (full-time training related employment)



Three Year Comparison of Employed Respondents

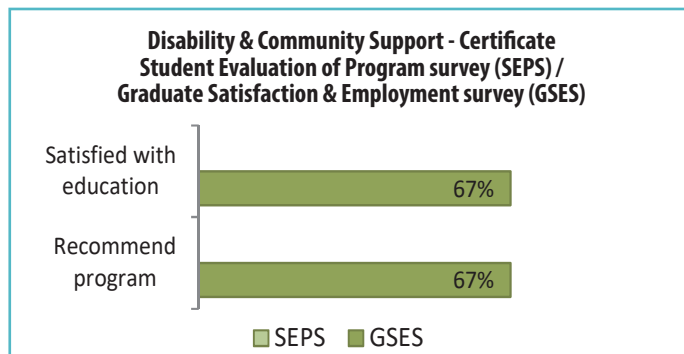
	2013-14	2014-15	2015-16
Number of Graduates	19	11	24
Number of Respondents	11	7	18
Number of Employed Respondents	8	6	16
Percentage of Employed Respondents	73%	86%	89%
Number of Respondents Employed in Training Related Occupations	6	6	16
Percentage of Respondents Employed in Training Related Occupations	55%	86%	89%

Disability & Community Support - Certificate

Top Salary: \$41,438
Employed: 100%

One-Year Certificate Program

This program provides the knowledge, skills, and values required to support and enhance the development of persons with disabilities. The program focuses on 'community', and students will provide support to persons with disabilities in schools, homes, employment, and leisure settings. Students learn how to assist persons with disabilities to plan and achieve their personal goals and maintain their health and well-being.



Comparison of 2015-16 graduate cohort ratings with the ratings of the 2015-16 student cohort

**There is no 2015-16 SEPS data for this program*

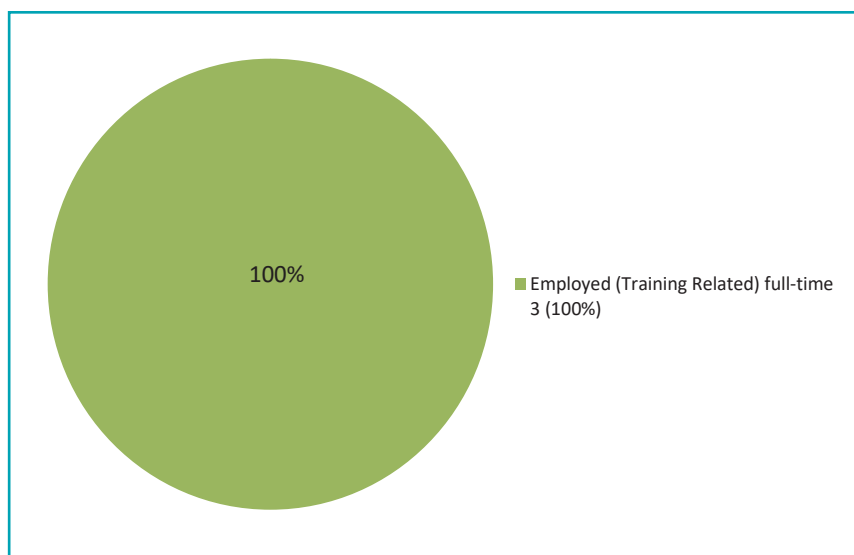
EMPLOYMENT STATISTICS:

Occupations

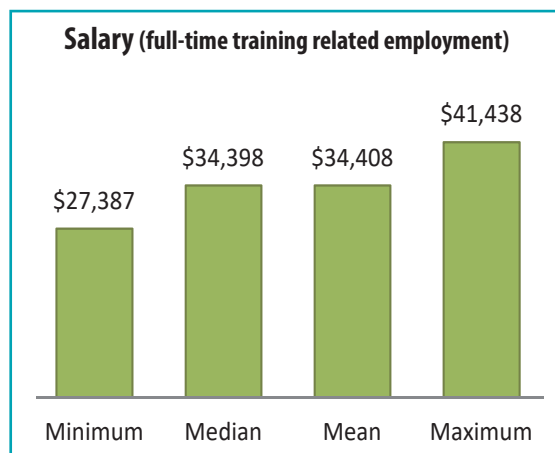
(full or part-time training related employment)

Direct Support Worker
House Manager
Training & Development Coordinator

Current Activity of Respondents



Three Year Comparison of Employed Respondents	2013-14	2014-15	2015-16
Number of Graduates	9	3	5
Number of Respondents	1	2	3
Number of Employed Respondents	1	1	3
Percentage of Employed Respondents	100%	50%	100%
Number of Respondents Employed in Training Related Occupations	1	1	3
Percentage of Respondents Employed in Training Related Occupations	100%	50%	100%



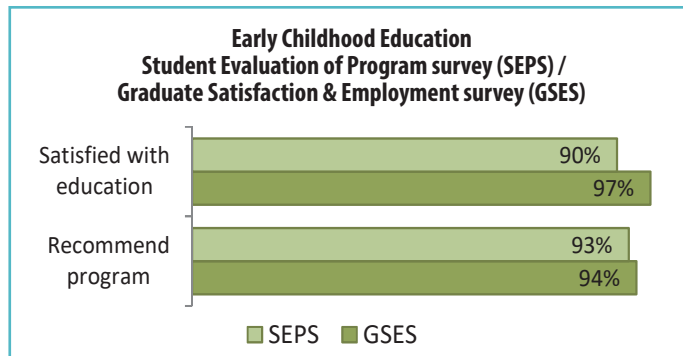
Top Salary: \$45,760

Employed: 97%

In School: 3%

Early Childhood Education

Two-Year Diploma Program

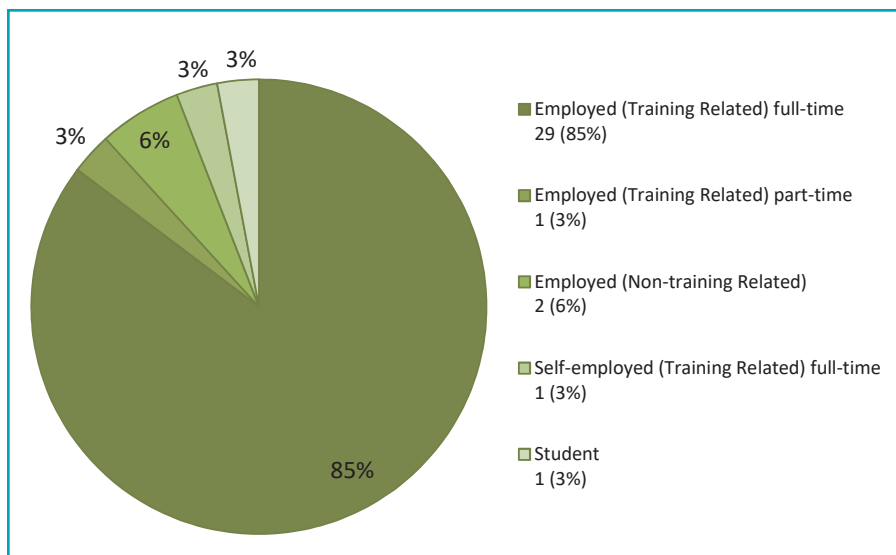


Comparison of 2015-16 graduate cohort ratings with the ratings of the 2015-16 student cohort

This program provides students with the knowledge and skills required to offer quality early childcare in the community. Graduates competently plan appropriate learning experiences that stimulate the intellectual, physical, emotional and social development of young children. Graduates have found positions in daycare centres, nursery schools, infant care centres, family resource centres, and school-age programs. With experience and continuing education, some graduates may progress to positions of directors of children's centres.

EMPLOYMENT STATISTICS:

Current Activity of Respondents

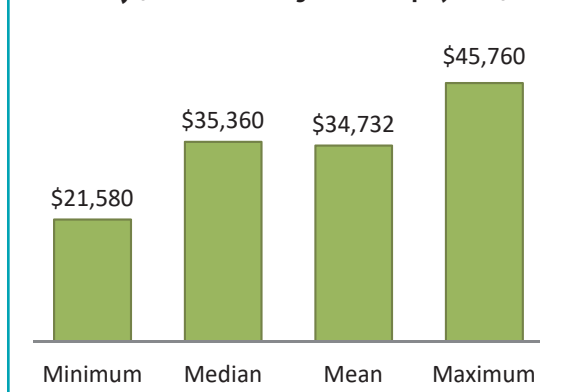


Occupations

(full or part-time training related employment)

Assistant Director 'ECE 2'
Child Care
Child Care Assistant
Childcare Worker Level 2
Early Childhood Educator
Early Childhood Educator -
Preschool Supervisor
Early Childhood Educator II
Early Childhood Educator Level 2
ECE 2
ECE 3
ECE Level 2
ECE Supervisor
Educator
Infant Care
Lead Early Childhood Educator
Room Leader

Salary (full-time training related employment)



Three Year Comparison of Employed Respondents	2013-14	2014-15	2015-16
Number of Graduates	43	46	49
Number of Respondents	27	25	34
Number of Employed Respondents	24	23	33
Percentage of Employed Respondents	89%	92%	97%
Number of Respondents Employed in Training Related Occupations	24	23	31
Percentage of Respondents Employed in Training Related Occupations	89%	92%	91%

Early Childhood Education Workplace

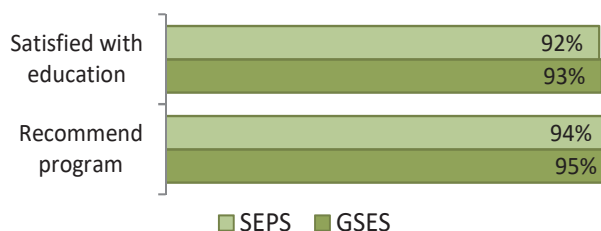
Top Salary: \$54,080

Employed: 98%

Two-Year Diploma Program

This accelerated program integrates the knowledge and experience of employed CCAs in providing quality childcare in the community. Students attend classes at Red River College two days a week and work at their current employment for three days a week. Graduates competently plan appropriate learning experiences that stimulate the intellectual, physical, emotional, and social development of young children. With experience and continuing education, some graduates have progressed to positions of directors of children's centres.

**Early Childhood Education Workplace
Student Evaluation of Program survey (SEPS) /
Graduate Satisfaction & Employment survey (GSES)**



Comparison of 2015-16 graduate cohort ratings with the ratings of the 2015-16 student cohort

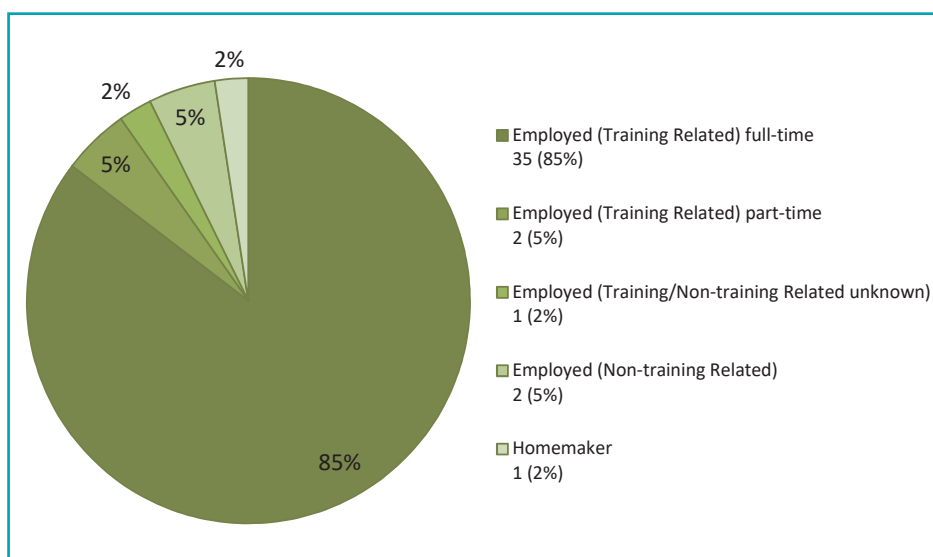
EMPLOYMENT STATISTICS:

Occupations

(full or part-time training related employment)

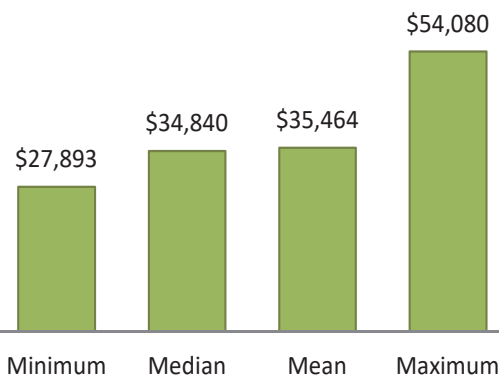
Child Care Worker Level 2
Childcare Educator (ECE)
Childhood Educator
Daycare Director
Early Childcare Educator II
Early Childhood Educator
Early Childhood Educator (Acting Director)
Early Childhood Educator (ECE II)
Early Childhood Educator (Part-time Supervisor)
Early Childhood Educator 2
Supervisor
Early Childhood Educator Level II
ECE - Children with support needs
General Worker
Infant Room Supervisor
Preschool Supervisor
Site Supervisor

Current Activity of Respondents



Three Year Comparison of Employed Respondents	2013-14	2014-15	2015-16
Number of Graduates	41	49	57
Number of Respondents	24	26	41
Number of Employed Respondents	22	23	40
Percentage of Employed Respondents	92%	88%	98%
Number of Respondents Employed in Training Related Occupations	21	23	37
Percentage of Respondents Employed in Training Related Occupations	88%	88%	90%

Salary (full-time training related employment)



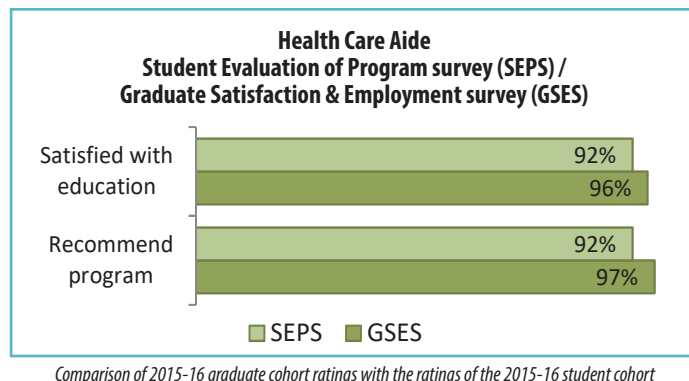
Top Salary: \$49,535

Employed: 76%

In School: 18%

Health Care Aide

Five-Month Certificate Program

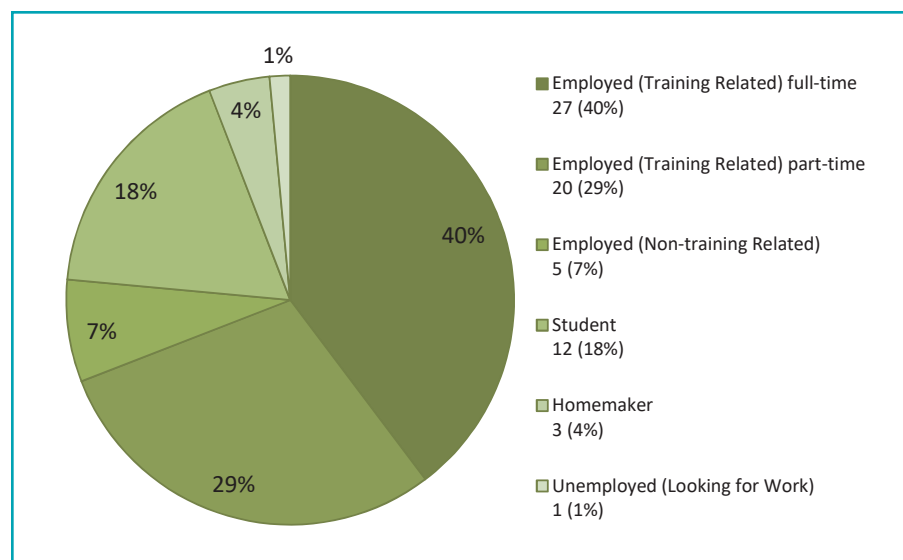


This program is designed to prepare students to become health care workers who, under the supervision of a nurse, assists hospital patients, personal care home residents, or home care clients. Health care aides help people to remain independent by assisting them with their physical, emotional, and social needs and their daily activities.

Graduates find employment in acute care hospitals, extended or long-term care hospitals, personal care homes, and community or home care agencies.

EMPLOYMENT STATISTICS:

Current Activity of Respondents

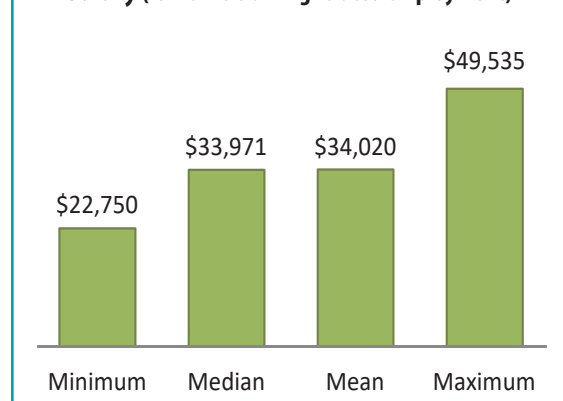


Occupations

(full or part-time training related employment)

Direct Support Worker
HCA
Health Aide
Health Care Aide
Health Care and Homecare Attendant
Healthcare Aide
Home Care Aide
Nurses Aide
Nursing Assistant
Psych Nursing Assistant
Unit Assistant

Salary (full-time training related employment)



Three Year Comparison of Employed Respondents

	2013-14	2014-15	2015-16
Number of Graduates	122	105	108
Number of Respondents	72	64	68
Number of Employed Respondents	52	54	52
Percentage of Employed Respondents	72%	84%	76%
Number of Respondents Employed in Training Related Occupations	47	48	47
Percentage of Respondents Employed in Training Related Occupations	65%	75%	69%

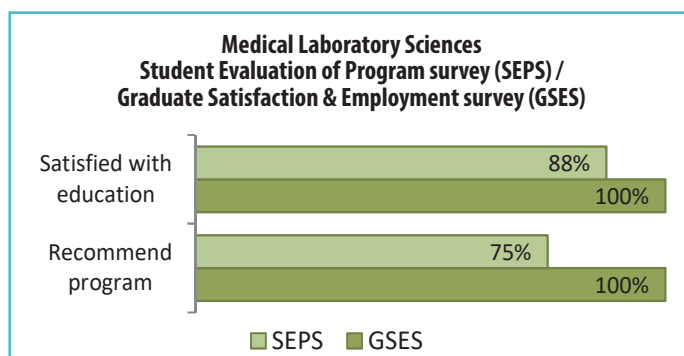
Medical Laboratory Sciences

Top Salary: \$109,200

Employed: 95%

Two-Year Diploma Program

This program is designed to provide the academic knowledge and supervised practical experience for collecting, preparing, and analyzing blood, body fluids, and tissue samples, and interpreting results. Students learn how to obtain accurate and precise patient results with the use of sophisticated laboratory equipment. Graduates may find employment hospital laboratories (Diagnostic Services of Manitoba), Canadian Blood Services, private laboratories, Laboratory Centre for Disease Control, pharmaceutical laboratories, industrial or commercial laboratories. Graduates are required both in urban and rural settings.



Comparison of 2015-16 graduate cohort ratings with the ratings of the 2015-16 student cohort

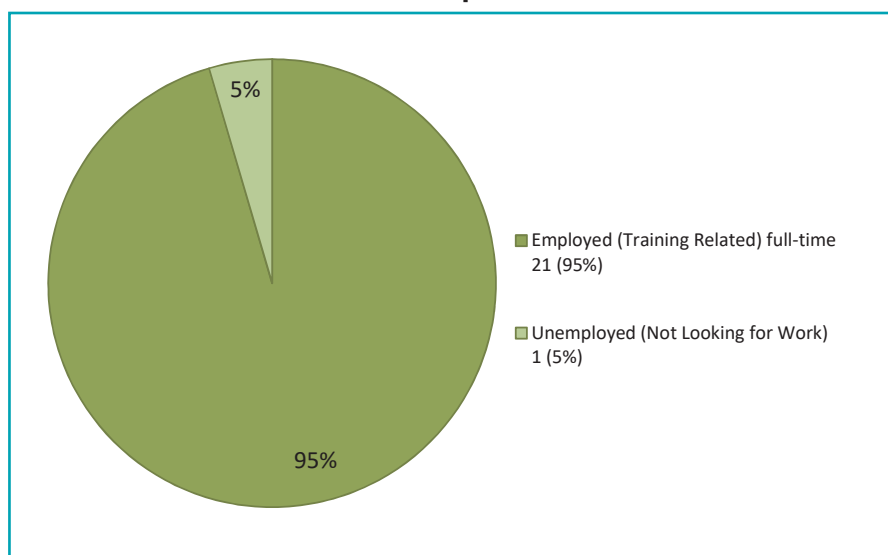
EMPLOYMENT STATISTICS:

Occupations

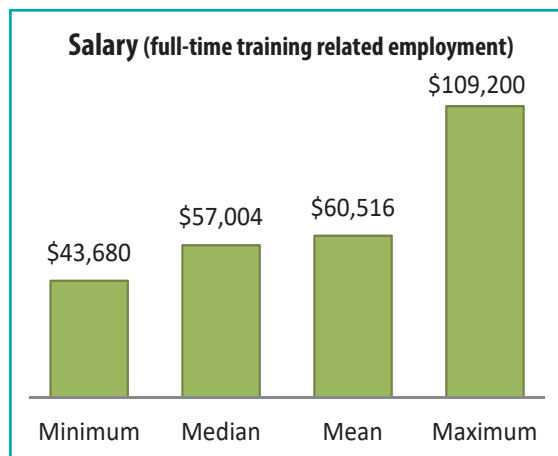
(full or part-time training related employment)

General Duty Medical Laboratory Technologist
General Duty Technologist
General Technologist - Lab
Lab Technologist
Laboratory Technologist
- Red Cell Serology
Laboratory Technologist (Medical)
Level 3 Tech
Medical Lab Technologist
Medical Laboratory Technologist
Medical Laboratory Technologist
- General Duty
Medical Laboratory Technologist and
Quality Assurance Technologist
Medical Laboratory Technologist
MG1- Entry Level
Medical Technologist (General Duty)

Current Activity of Respondents



Three Year Comparison of Employed Respondents	2013-14	2014-15	2015-16
Number of Graduates	27	33	31
Number of Respondents	20	18	22
Number of Employed Respondents	18	17	21
Percentage of Employed Respondents	90%	94%	95%
Number of Respondents Employed in Training Related Occupations	17	16	21
Percentage of Respondents Employed in Training Related Occupations	85%	89%	95%



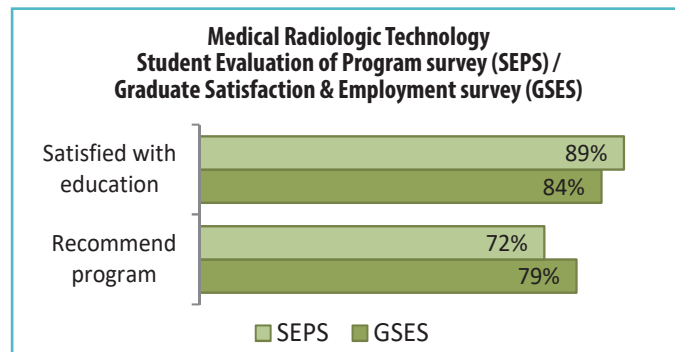
Top Salary: \$59,280

Employed: 74%

In School: 16%

Medical Radiologic Technology

Two-Year Diploma Program

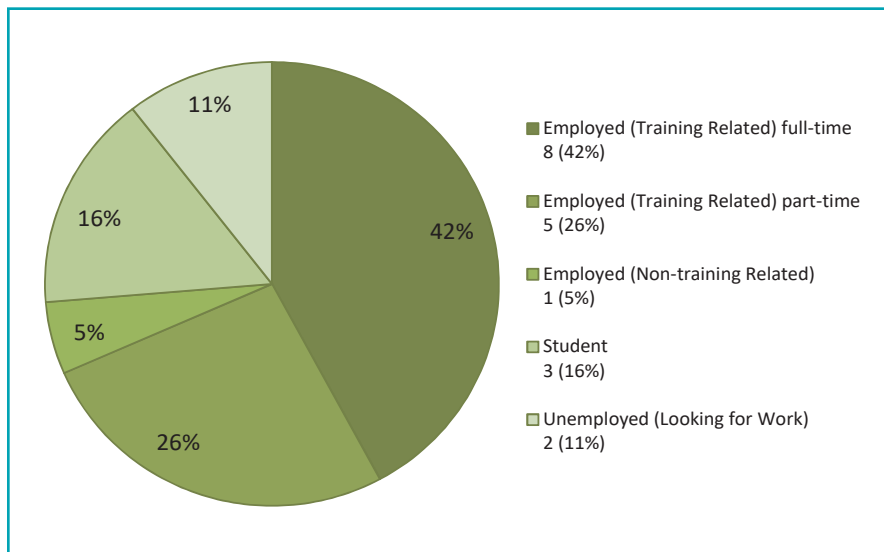


Comparison of 2015-16 graduate cohort ratings with the ratings of the 2015-16 student cohort

Students learn the skills needed to perform diagnostic/interventional imaging procedures using ionizing radiation and diagnostic imaging equipment. This profession involves a variety of procedures and specialties including: General Radiography, i.e., x-rays of the chest, bones, joints, gastrointestinal studies, and spine; Mammography to detect breast cancer in its earliest stages; Angiography to examine the heart, blood vessels, and blood flow; Fluoroscopy, i.e., real-time images that show movement; and CT scans, i.e., detailed cross-sectional images of the body. Most graduates are employed in hospitals and medical clinics. Some are working in related teaching and research, while others are employed as technical advisors, or representatives for x-ray equipment and supply manufacturers.

EMPLOYMENT STATISTICS:

Current Activity of Respondents

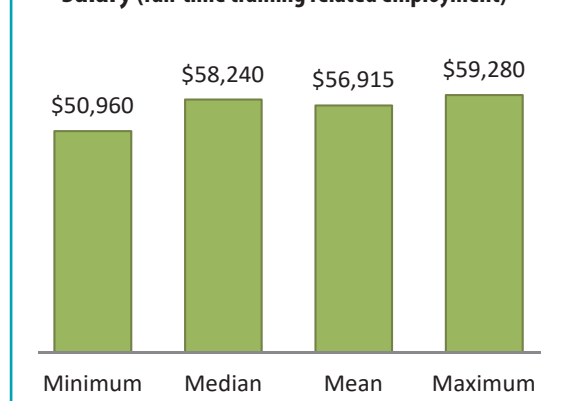


Occupations

(full or part-time training related employment)

Casual Technologist
CT Technologist
Medical Radiologic Technologist
Medical Technologist
MRTx
Radiologic Technologist
Radiology Technologist
X-Ray Technician
X-Ray Technologist

Salary (full-time training related employment)



Three Year Comparison of Employed Respondents

	2013-14	2014-15	2015-16
Number of Graduates	63	36	31
Number of Respondents	44	30	19
Number of Employed Respondents	37	22	14
Percentage of Employed Respondents	84%	73%	74%
Number of Respondents Employed in Training Related Occupations	36	21	13
Percentage of Respondents Employed in Training Related Occupations	82%	70%	68%

MRI & Spectroscopy


Top Salary: \$70,753

Employed: 100%

Nine-Month Post-Graduate Diploma Program

The MRI (Magnetic Resonance Imaging) & Spectroscopy program teaches proficiency in producing high quality images and optimal utilization of MRI equipment. It is offered at Red River College as a second discipline program. Graduates are eligible to write the MRI National Certification Examinations, the standard set by the Canadian Association of Medical Radiation Technologists.

This program is a partnership with the National Research Council Institute for Biomedical Research (IBD) and clinical sites.



Comparison of 2015-16 graduate cohort ratings with the ratings of the 2015-16 student cohort

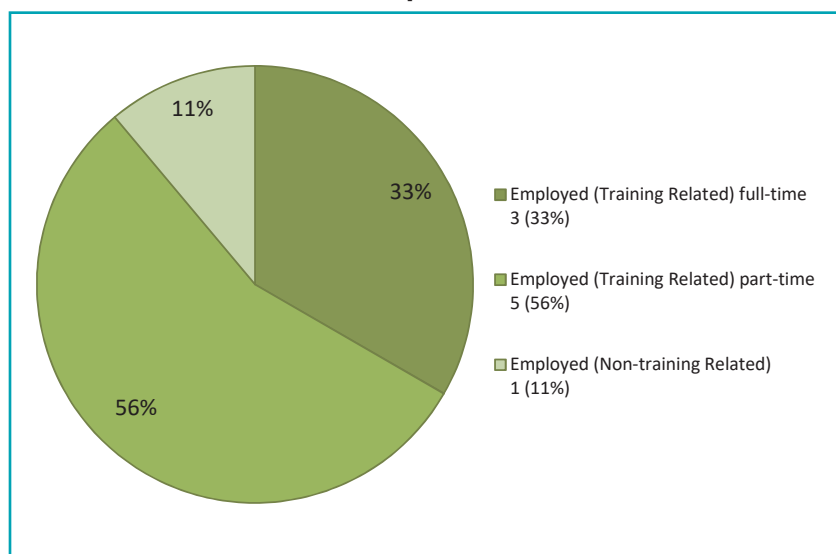
EMPLOYMENT STATISTICS:

Occupations

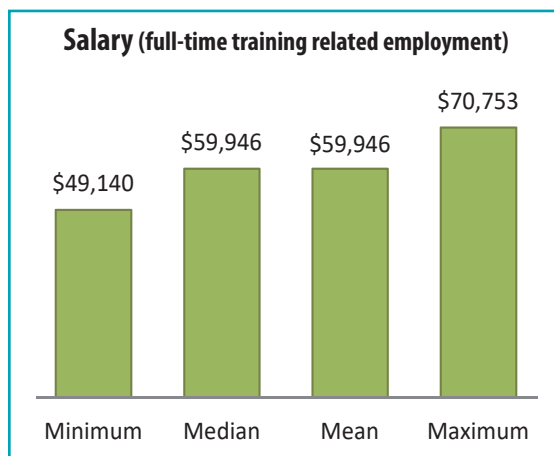
(full or part-time training related employment)

Casual General Duty MRI Technologist
General Duty MRI Technologist
Magnetic Resonance Imaging Technologist
MRI
MRI Technologist

Current Activity of Respondents



Three Year Comparison of Employed Respondents	2013-14	2014-15	2015-16
Number of Graduates	5	9	11
Number of Respondents	4	8	9
Number of Employed Respondents	4	8	9
Percentage of Employed Respondents	100%	100%	100%
Number of Respondents Employed in Training Related Occupations	4	8	8
Percentage of Respondents Employed in Training Related Occupations	100%	100%	89%



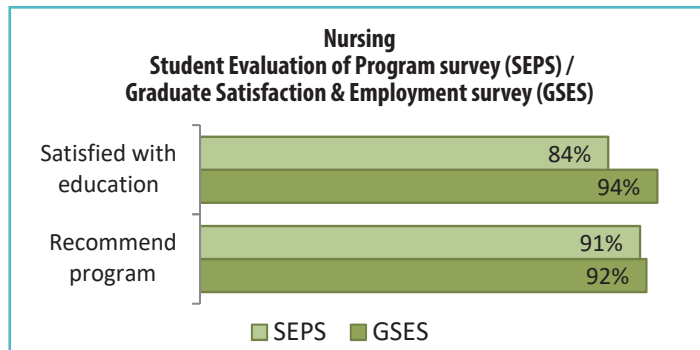
Top Salary: \$140,000

Employed: 94%

In School: 1%

Nursing

32-Month Degree Program



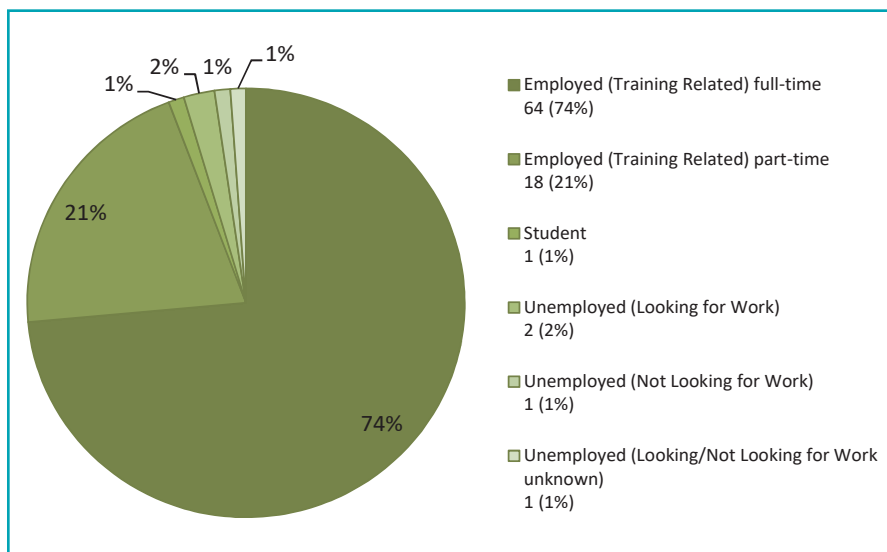
Comparison of 2015-16 graduate cohort ratings with the ratings of the 2015-16 student cohort

Following successful completion of the program, graduates receive a Bachelor of Nursing (BN) degree from Red River College (RRC) and are eligible to apply to write the Canadian Nurse Registration Exam (CRNE). When the national exam has been successfully completed, graduates are eligible to apply to become a member of the College of Registered Nurses of Manitoba (CRNM) and legally use the designation Registered Nurse (RN).

Graduates of the Nursing program have the educational credentials to be employed in all areas where the expertise of a professional RN is required.

EMPLOYMENT STATISTICS:

Current Activity of Respondents



Rural - Registered Nurse
Unit Nurse

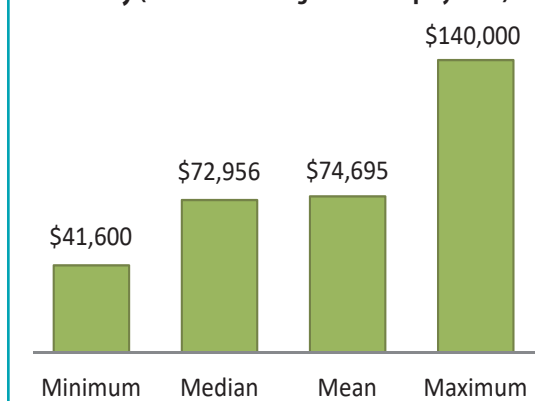
RN BN - Registered Nurse /
Bachelor of Nursing

Occupations

(full or part-time training related employment)

Charge Nurse
Clinic Liaison Nurse
Emergency Room Nurse
Frontline Nurse
General Duty RN
Home Care Nurse
Home Care Visiting Nurse
Incharge Nurse
Medicine/Surgery Nurse
Obstetrical Nurse
Pediatric Nurse
Postpartum
Practical Nurse
Registered Nurse - Adult Medicine
Registered Nurse - Emergency
Registered Nurse - Operating Room
Registered Nurse (RN, BN)
Registered Nurse on NICU
Registered Nurse, BN
Registered Sub-Acute Nurse

Salary (full-time training related employment)



Three Year Comparison of Employed Respondents	2013-14	2014-15	2015-16
Number of Graduates	139	119	147
Number of Respondents	58	71	87
Number of Employed Respondents	54	65	82
Percentage of Employed Respondents	93%	92%	94%
Number of Respondents Employed in Training Related Occupations	53	64	82
Percentage of Respondents Employed in Training Related Occupations	91%	90%	94%

Paramedicine - Primary Care Paramedic

Top Salary: \$89,180

Employed: 89%

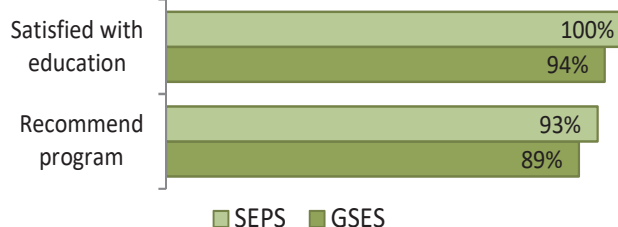
In School: 6%

One-Year Certificate Program

This program provides students with the academic and clinical experience to work in the field of emergency medical services. The Paramedicine – Primary Care Paramedic program is accredited by the Canadian Medical Association.

The program is based on the national occupational competency profile for Paramedicine - Primary Care Paramedic, and supports employment opportunities in rural and northern Manitoba. Graduates are eligible to challenge the provincial licensing exams for Technician-Paramedic (Tech-P), which allows them to seek licensing anywhere in Canada.

**Paramedicine - Primary Care Paramedic
Student Evaluation of Program survey (SEPS) /
Graduate Satisfaction & Employment survey (GSES)**



Comparison of 2015-16 graduate cohort ratings with the ratings of the 2015-16 student cohort

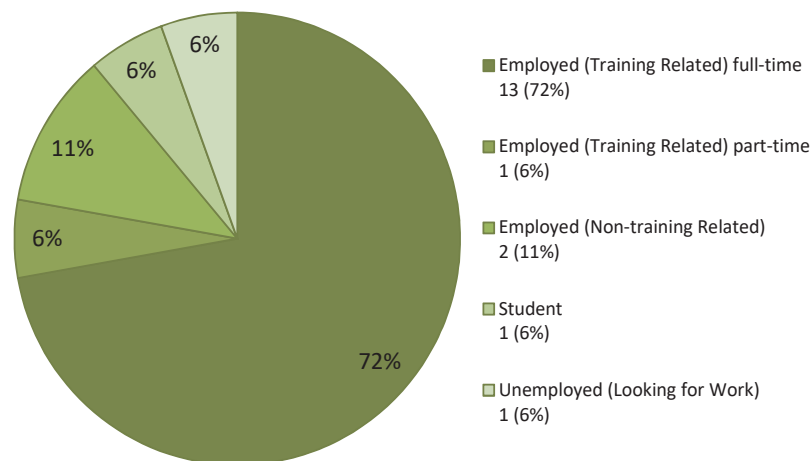
EMPLOYMENT STATISTICS:

Occupations

(full or part-time training related employment)

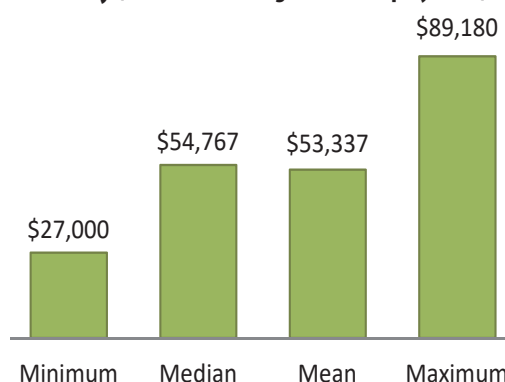
Casual Paramedic
Paramedic
Primary Care Paramedic
Rural EMS Paramedic
Techician Paramedic

Current Activity of Respondents



Three Year Comparison of Employed Respondents	2013-14	2014-15	2015-16
Number of Graduates	37	33	32
Number of Respondents	20	17	18
Number of Employed Respondents	20	16	16
Percentage of Employed Respondents	100%	94%	89%
Number of Respondents Employed in Training Related Occupations	20	16	14
Percentage of Respondents Employed in Training Related Occupations	100%	94%	78%

Salary (full-time training related employment)



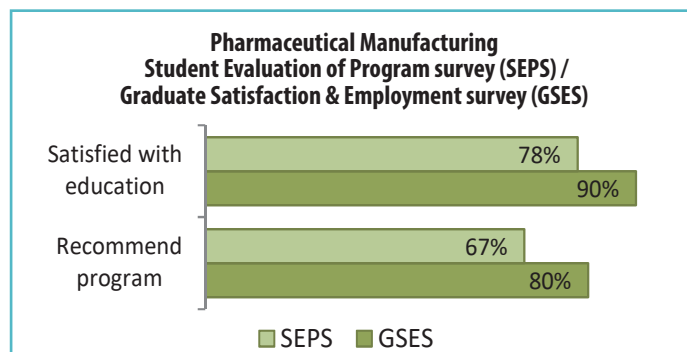
Top Salary: \$33,280

Employed: 90%

In School: 10%

Pharmaceutical Manufacturing

One-Year Certificate Program

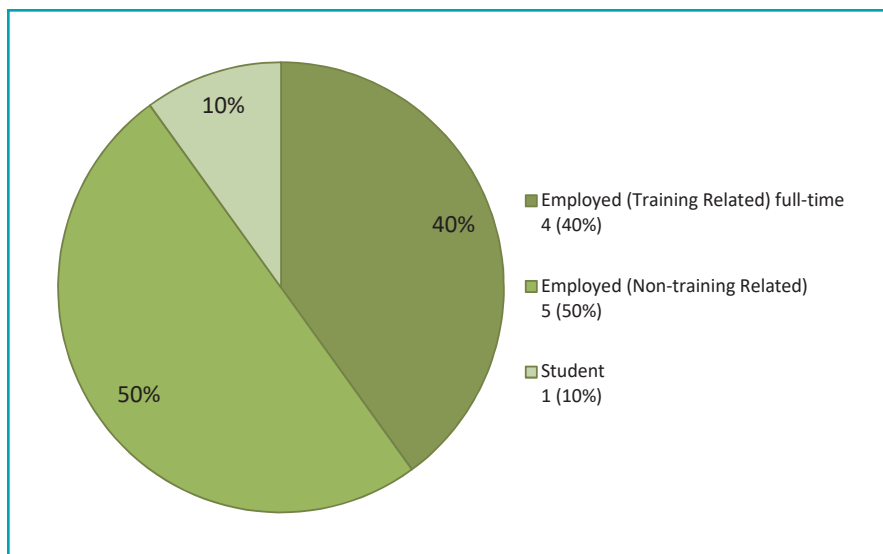


Comparison of 2015-16 graduate cohort ratings with the ratings of the 2015-16 student cohort

This program provides the required skills for working in the production of pharmaceutical, biotechnology, and related products. The program consists of two streams: Solid Dosage where students learn the theory and practice of formulating and manufacturing tablets and capsules; and Biopharmaceutical Processing where students gain hands-on experience in microbial fermentation such as set-up, inoculation, sampling, harvesting techniques, filtration, and column chromatographic purification techniques strategies for manufacturing of Recombinant Biotechnology drug products. Graduates find employment as production technicians with Manitoba's regulated pharmaceutical manufacturing companies.

EMPLOYMENT STATISTICS:

Current Activity of Respondents

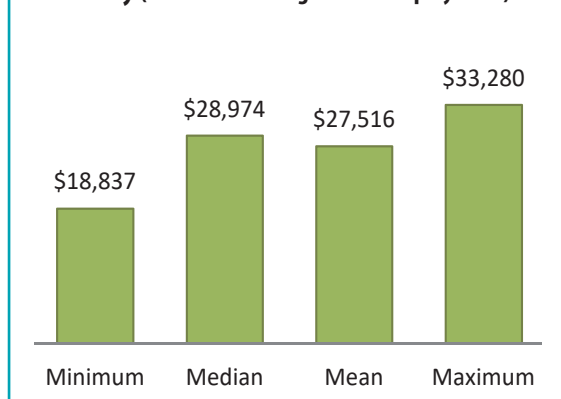


Occupations

(full or part-time training related employment)

Batch Mixing for Prescriptions
Cashier
Pharmaceutical Industry Packager
Pharmacy Receiver

Salary (full-time training related employment)



Three Year Comparison of Employed Respondents	2013-14	2014-15	2015-16
Number of Graduates	13	13	19
Number of Respondents	5	6	10
Number of Employed Respondents	4	2	9
Percentage of Employed Respondents	80%	33%	90%
Number of Respondents Employed in Training Related Occupations	2		4
Percentage of Respondents Employed in Training Related Occupations	40%		40%

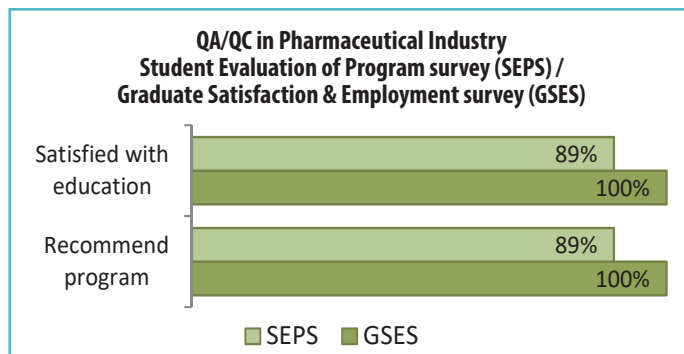
QA/QC in Pharmaceutical Industry

Top Salary: \$40,560

Employed: 100%

One-Year Post-Graduate Diploma Program

This program provides instruction in the concept of quality assurance in a manufacturing environment that is controlled by good manufacturing practices, quality systems, and regulatory agencies. As a QA/QC specialist, a graduate is eligible to work in Good Manufacturing Practices (GMP) regulated laboratories or GMP regulated pharmaceutical manufacturing companies in quality control laboratories or in quality assurance. Graduates are also be eligible to work in International Standards Organization (ISO) or Good Laboratory Practices (GLP) regulated laboratories.



Comparison of 2015-16 graduate cohort ratings with the ratings of the 2015-16 student cohort

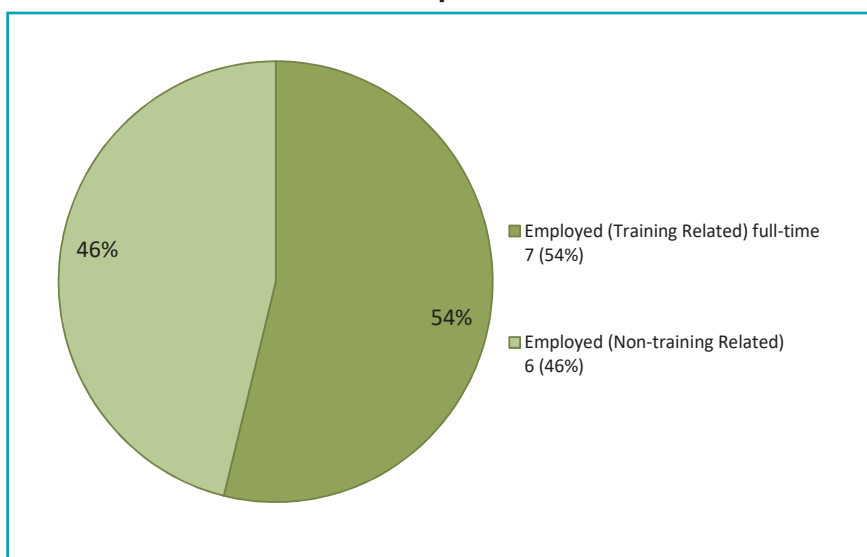
EMPLOYMENT STATISTICS:

Occupations

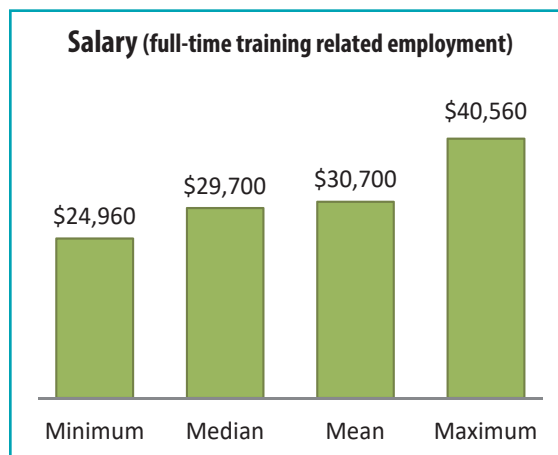
(full or part-time training related employment)

- Production Helper
- Production Worker
- QA Analyst
- Quality Assurance Manager
- Quality Assurance Specialist
- Quality Control
- Quality Control Laboratory Analyst

Current Activity of Respondents



Three Year Comparison of Employed Respondents	2013-14	2014-15	2015-16
Number of Graduates	27	35	30
Number of Respondents	11	13	13
Number of Employed Respondents	10	12	13
Percentage of Employed Respondents	91%	92%	100%
Number of Respondents Employed in Training Related Occupations	6	6	7
Percentage of Respondents Employed in Training Related Occupations	55%	46%	54%



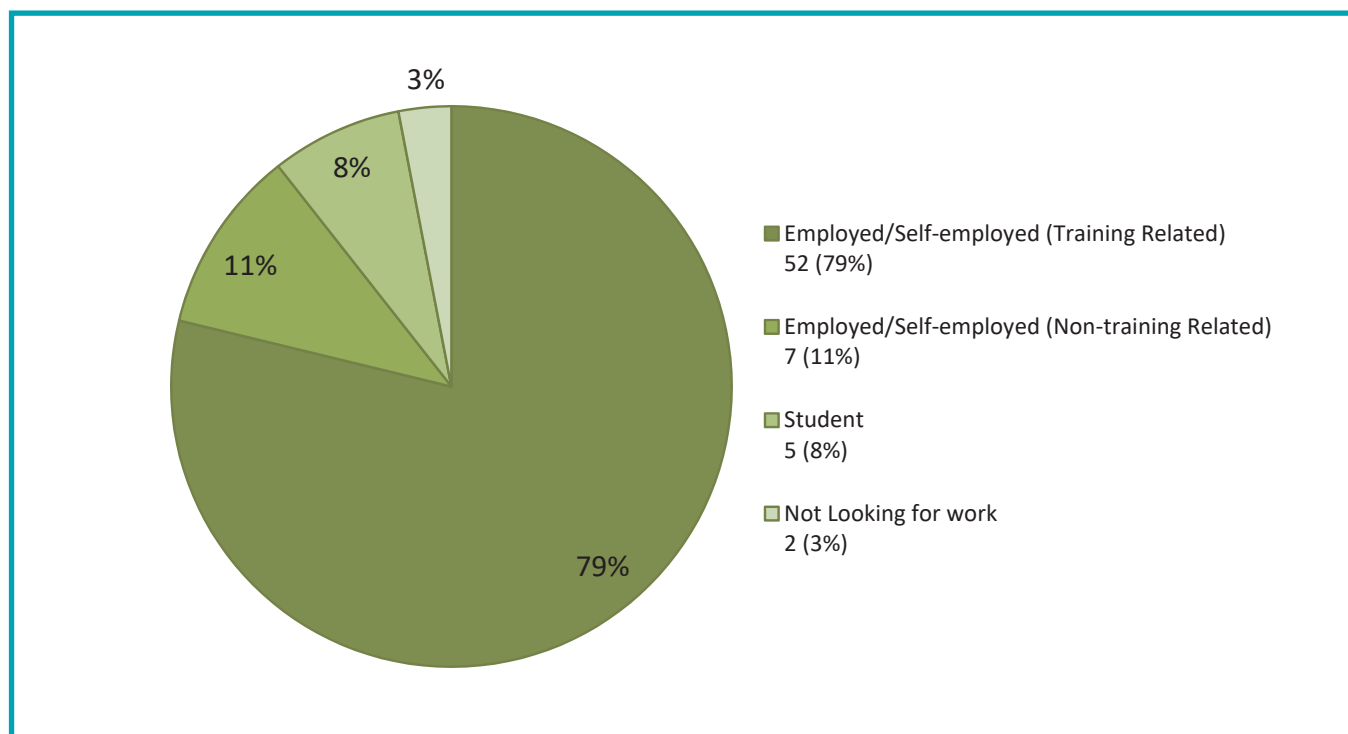
School of Hospitality & Culinary Arts

This School consists of one academic department, Hospitality and it offers programs designed to meet the specific needs of the culinary and hospitality professions. The School and its programs are part of the Paterson GlobalFoods Institute that also includes a student residence and Jané's, a student-run urban upscale restaurant.

Of the programs surveyed, there were 67 certificates and 73 diplomas awarded in 2015-16.

One hundred and forty graduates were surveyed with 66 responding for a 47% response rate.

CURRENT ACTIVITY OF RESPONDENTS



PROGRAMS SURVEYED AND INCLUDED IN THIS REPORT

Culinary Arts
Culinary Arts - Certificate
Hospitality & Tourism Management

Hotel & Restaurant Management
Professional Baking & Patisserie

Culinary Arts

Top Salary: \$52,000

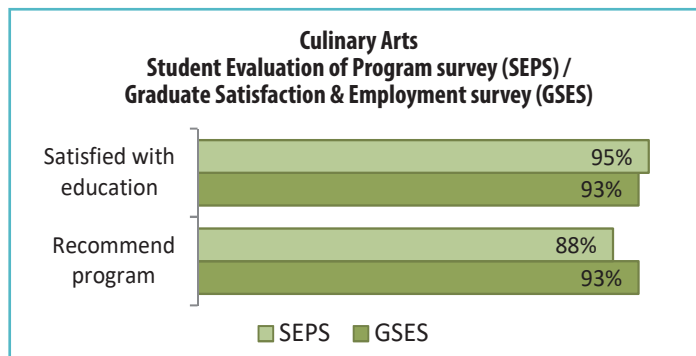
Employed: 93%

In School: 4%

Two-Year Diploma Program

Culinary Arts offers introductory, advanced, and specialty culinary skills designed to prepare students to meet the challenges of an increasingly sophisticated and demanding hospitality industry. The Culinary Arts program is a co-operative education program that integrates classroom theory with related on-the-job-training

Employment opportunities for Culinary Arts graduates are excellent, and graduates have consistently found employment in the hospitality industry in Manitoba and in other provinces and countries.



Comparison of 2015-16 graduate cohort ratings with the ratings of the 2015-16 student cohort

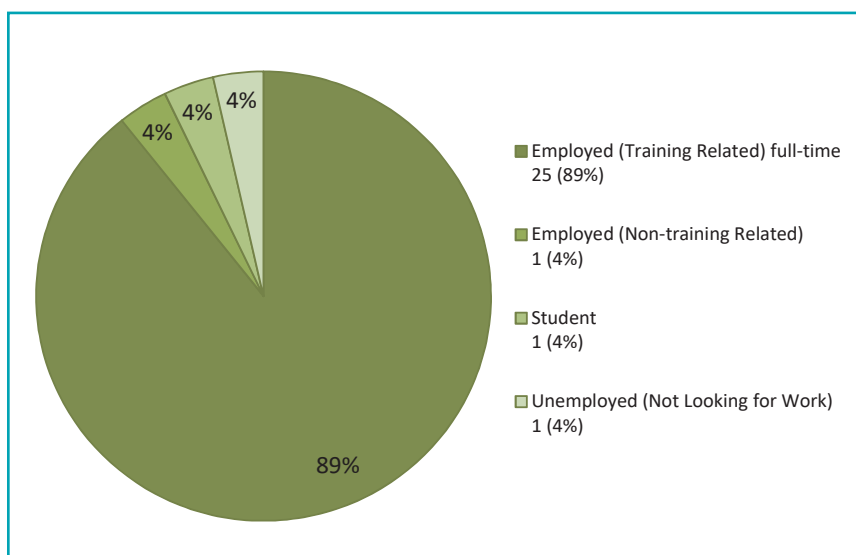
EMPLOYMENT STATISTICS:

Occupations

(full or part-time training related employment)

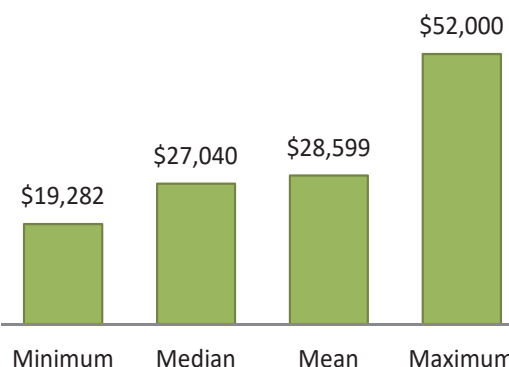
Apprentice Cook
Assistant Kitchen Manager
Chef de Partie
Cook
Head Chef
Junior Sous Chef
Kitchen Manager
Line Cook
Prep Chef
Senior Cook
Sous Chef
Sous Chef, Cook

Current Activity of Respondents



Three Year Comparison of Employed Respondents	2013-14	2014-15	2015-16
Number of Graduates	41	41	53
Number of Respondents	16	19	28
Number of Employed Respondents	15	19	26
Percentage of Employed Respondents	94%	100%	93%
Number of Respondents Employed in Training Related Occupations	12	19	25
Percentage of Respondents Employed in Training Related Occupations	75%	100%	89%

Salary (full-time training related employment)



*Note: 2013-14 is the first graduating class for this program.


Employed: 80%

In School: 20%

Culinary Arts - Certificate

One-Year Optional Certificate Exit Program

Students who exit with a certificate after first year of this program are prepared to work in the culinary industry with the fundamental culinary skills and knowledge; including basic business skills. Students will also obtain certifications in Food Handler Level 1, Workplace Hazardous Materials Information System (WHMIS), First Aid, and Fire Safety.

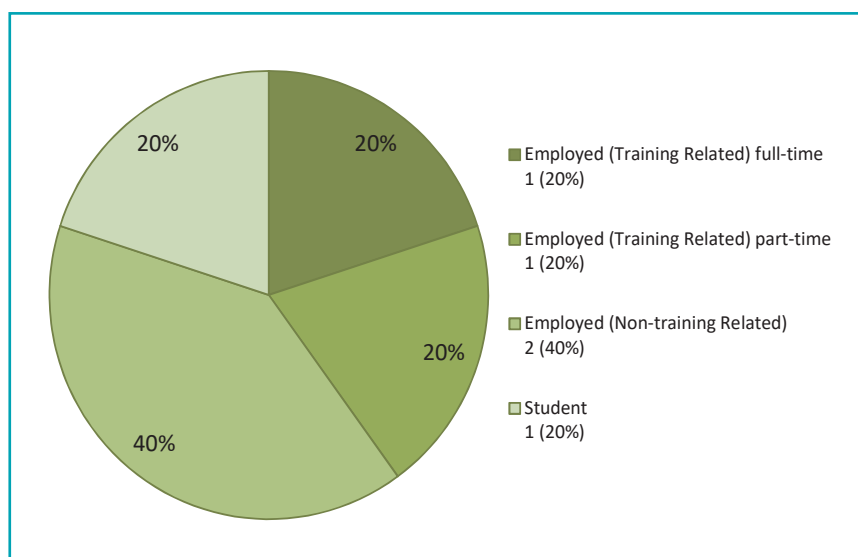


Comparison of 2015-16 graduate cohort ratings with the ratings of the 2015-16 student cohort

*There is no 2015-16 SEPS data for this program.

EMPLOYMENT STATISTICS:

Current Activity of Respondents



Occupations

(full or part-time training related employment)

General Cook
Prep Cook

Salary (full-time training related employment)

There are no salaries to be reported

Three Year Comparison of Employed Respondents	2013-14	2014-15	2015-16
Number of Graduates	11	23	16
Number of Respondents	2	11	5
Number of Employed Respondents	2	7	4
Percentage of Employed Respondents	100%	64%	80%
Number of Respondents Employed in Training Related Occupations	2	5	2
Percentage of Respondents Employed in Training Related Occupations	100%	45%	40%

Hospitality & Tourism Management

Top Salary: \$27,830

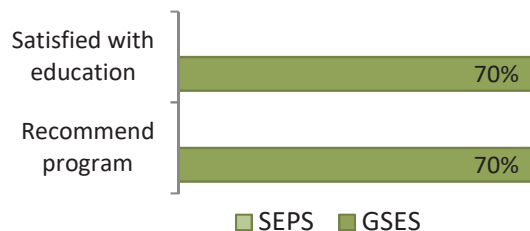
Employed: 70%

In School: 30%

One-Year Optional Certificate Exit Program

Students who exit with a certificate after first year of this program are prepared to work in the hospitality industry having developed fundamental business and customer service skills. It is recommended that students complete the second year to obtain a diploma in either the Hotel & Restaurant Management or Tourism Management majors to be most competitive in the marketplace after graduation.

Hospitality & Tourism Management
Student Evaluation of Program survey (SEPS) /
Graduate Satisfaction & Employment survey (GSES)



Comparison of 2015-16 graduate cohort ratings with the ratings of the 2015-16 student cohort

*There is no 2015-16 SEPS data for this program.

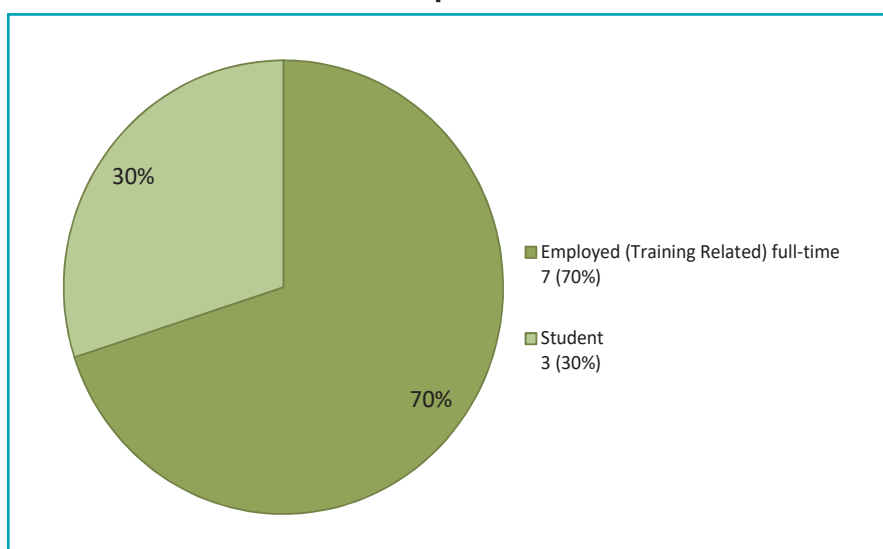
EMPLOYMENT STATISTICS:

Occupations

(full or part-time training related employment)

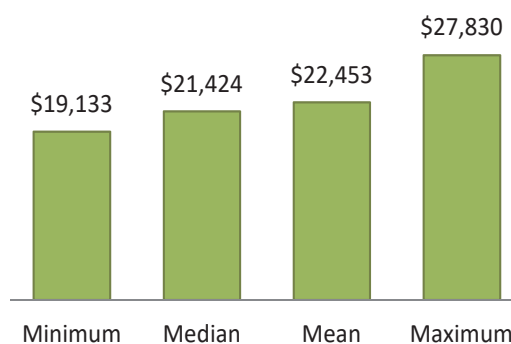
Assistant Manager
Assistant Manager -
Food and Beverage store
Front Desk - Hotel
Front Office
Guest Services Assoc.
Night Auditor
Restaurant Line Server

Current Activity of Respondents



Three Year Comparison of Employed Respondents	2013-14	2014-15	2015-16
Number of Graduates	11	21	32
Number of Respondents	6	11	10
Number of Employed Respondents	6	11	7
Percentage of Employed Respondents	100%	100%	70%
Number of Respondents Employed in Training Related Occupations	6	8	7
Percentage of Respondents Employed in Training Related Occupations	100%	73%	70%

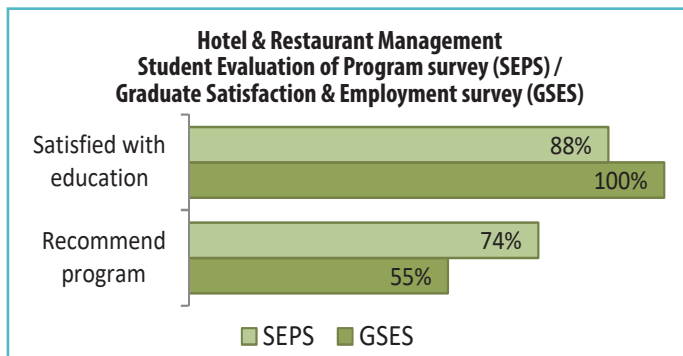
Salary (full-time training related employment)



Top Salary: \$40,477
Employed: 100%

Hotel & Restaurant Management

Two-Year Diploma Program



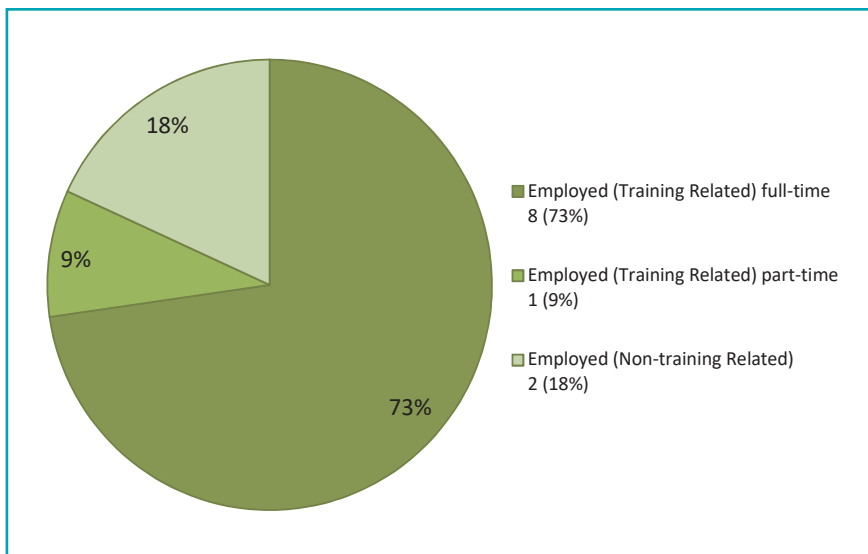
Comparison of 2015-16 graduate cohort ratings with the ratings of the 2015-16 student cohort

This program focuses primarily on the food and beverage, and accommodation sectors with a supervisory or management perspective. It is designed to build core skills in year one and industry-specific management skills in year two.

Hotel & Restaurant Management graduates have found employment in major hotels, restaurants, and resorts in positions such as General Manager, Sales & Marketing Manager, Front Office Operations Manager, Front Desk Manager/Supervisor, Food and Beverage Manager, Banquet Manager/Captain, or Executive Housekeeper.

EMPLOYMENT STATISTICS:

Current Activity of Respondents

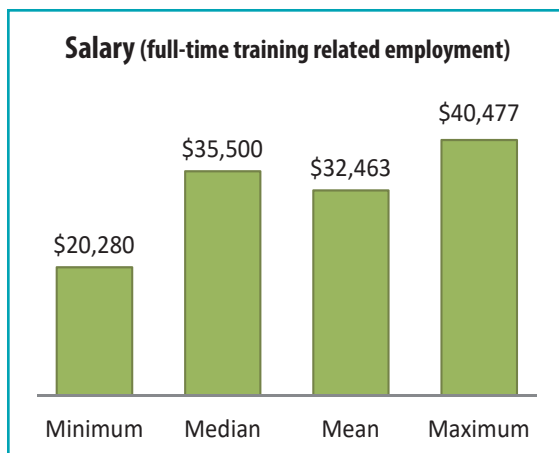


Occupations

(full or part-time training related employment)

Communications Agent
Customer Relations Specialist
Fundraising Coordinator
Guest Services Agent
Housekeeper and Attendant
Restaurant Manager
Restaurant Supervisor
Station Attendant

Salary (full-time training related employment)



Three Year Comparison of Employed Respondents	2013-14	2014-15	2015-16
Number of Graduates	29	37	20
Number of Respondents	6	20	11
Number of Employed Respondents	4	19	11
Percentage of Employed Respondents	67%	95%	100%
Number of Respondents Employed in Training Related Occupations	4	17	9
Percentage of Respondents Employed in Training Related Occupations	67%	85%	82%

Professional Baking & Patisserie

Top Salary: \$29,120

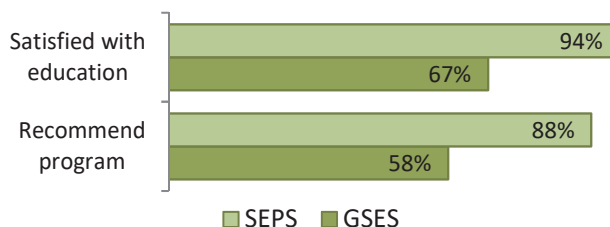
Employed: 92%

One-Year Certificate Program

This program is designed to develop the skills required for employment in entry-level baking and pastry positions within a wide variety of establishments. Students learn how to produce commercial quantities of breads, rolls, sweet dough, plain and sweet pastry, Danish and puff pastry, cookies, shortbreads, cakes and desserts.

Job opportunities have been found in large in-store bakeries and smaller bakery operations, as well as hotels, resorts and franchises.

Professional Baking & Patisserie
Student Evaluation of Program survey (SEPS) /
Graduate Satisfaction & Employment survey (GSES)



Comparison of 2015-16 graduate cohort ratings with the ratings of the 2015-16 student cohort

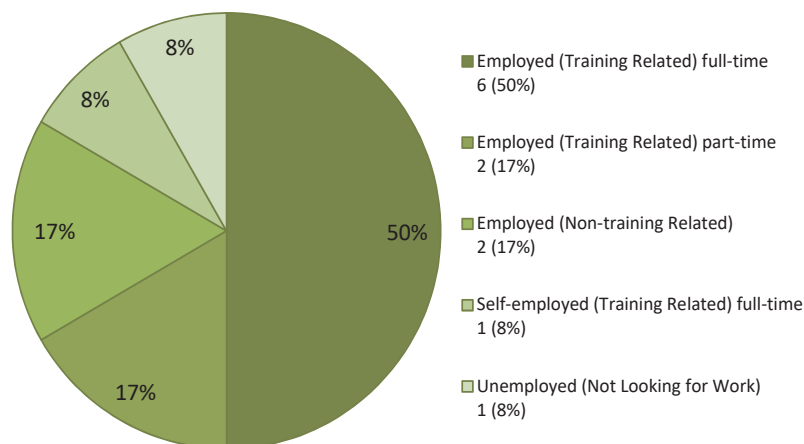
EMPLOYMENT STATISTICS:

Occupations

(full or part-time training related employment)

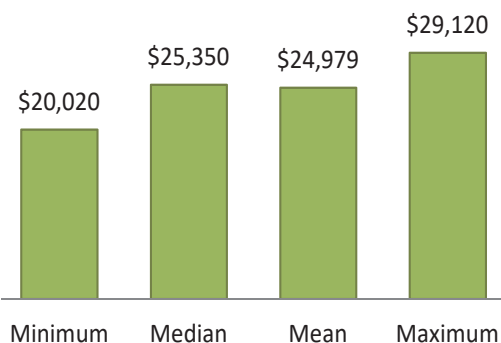
Assistant Kitchen Manager
Baker
Bakery Production
Bakery Supervisor
Cake Decorator
Pastry Chef
Pro Baker
Restaurant Owner

Current Activity of Respondents



Three Year Comparison of Employed Respondents	2013-14	2014-15	2015-16
Number of Graduates	17	17	19
Number of Respondents	10	10	12
Number of Employed Respondents	10	8	11
Percentage of Employed Respondents	100%	80%	92%
Number of Respondents Employed in Training Related Occupations	6	7	9
Percentage of Respondents Employed in Training Related Occupations	60%	70%	75%

Salary (full-time training related employment)



School of Indigenous Education

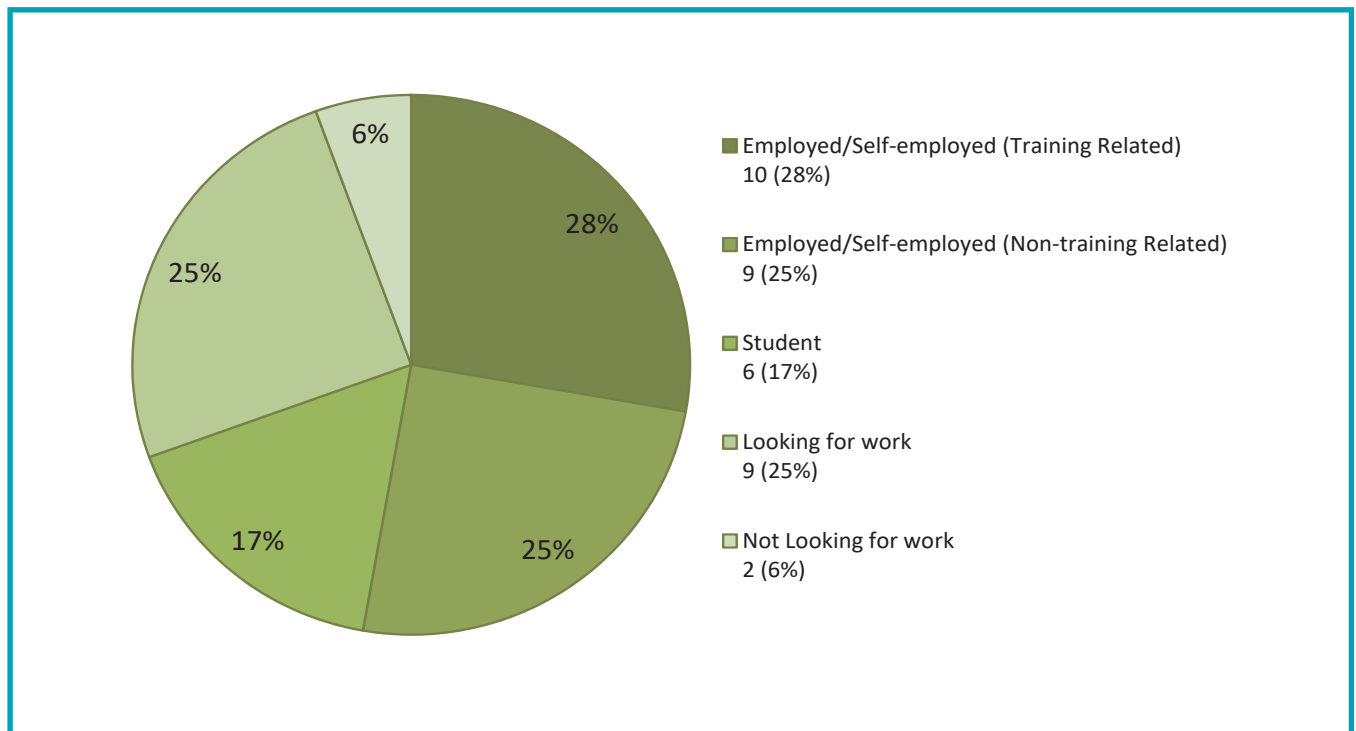
The School of Indigenous Education offers a number of strategic programs and services designed to assist students from various backgrounds to be successful in all areas of the College. An important focus has been co-operative work with the Indigenous community. The School continues to improve programming and supports for Indigenous (First Nation, Métis, and Inuit) students and to improve services to Indigenous communities by partnering with organizations and agencies in providing community-based education programs.

The School includes the Indigenous Education and ACCESS Programs department, the Indigenous Student Support & Community Relations unit, and the Adult Learning Centre (Notre Dame Campus).

Of the programs surveyed, there were 54 certificates and 14 diplomas awarded in 2015-16.

Sixty-eight graduates were surveyed with 36 responding for a 53% response rate.

CURRENT ACTIVITY OF RESPONDENTS



PROGRAMS SURVEYED AND INCLUDED IN THIS REPORT

Aboriginal Program for College Enrichment & Transition
 Aboriginal Self-Government Administration
 ACCESS Aircraft Maintenance & Manufacturing

Community Development/Community Economic Development
 Introduction to Trades

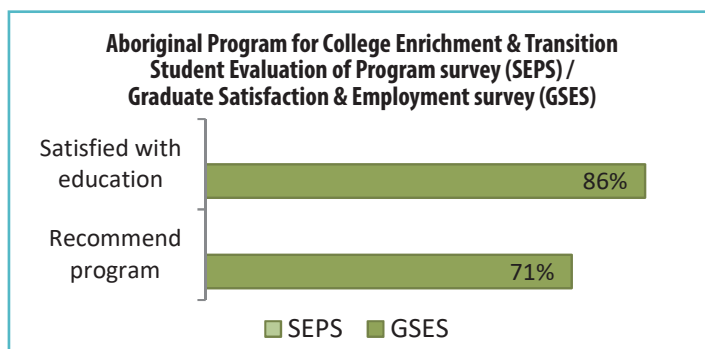
Aboriginal Program for College Enrichment & Transition

Employed: 29%
In School: 43%

One-Year Certificate Program

This program assists Indigenous students achieve the appropriate prerequisites and skills to transfer into other College programs of their choice. The program supports the incorporation of Indigenous perspectives into the curriculum content. Courses include cultural and social components and perspectives of First Nation, Metis, and Inuit communities.

Graduates may transfer credits from this program to other College programs.



Comparison of 2015-16 graduate cohort ratings with the ratings of the 2015-16 student cohort

**There is no 2015-16 SEPS data for this program.*

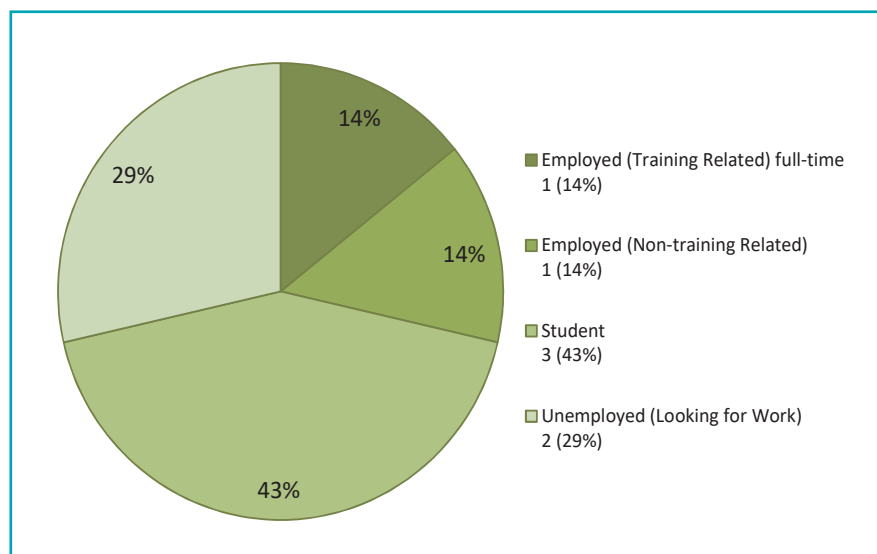
EMPLOYMENT STATISTICS:

Occupations

(full or part-time training related employment)

School Secretary

Current Activity of Respondents



Three Year Comparison of Employed Respondents	2013-14	2014-15	2015-16
Number of Graduates	14	18	13
Number of Respondents	6	4	7

This program is designed to prepare students to take further training at the College and/or to broaden employment opportunities.


Salary (full-time training related employment)

There are no salaries
to be reported

In School: 67%

Aboriginal Self-Government Administration

Two-Year Diploma Program



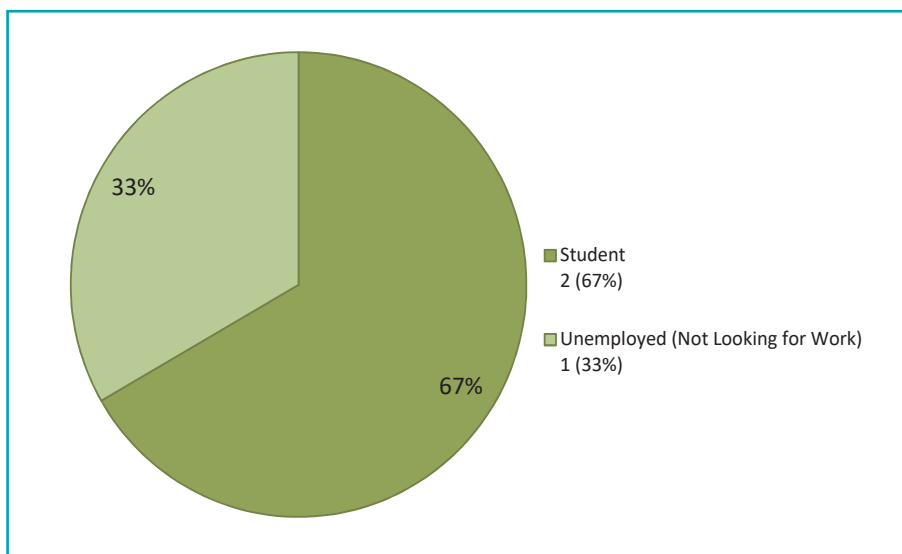
Comparison of 2015-16 graduate cohort ratings with the ratings of the 2015-16 student cohort

The Aboriginal Self-Government Administration program trains students in the Aboriginal self-government process. The program covers all fundamental aspects of the self-government process including knowledge of traditional and existing models, and the skills associated with administration, management, research, and policy analysis.

Note: this program is not accepting applications at this time. Please check the RRC web site at www.rrc.ca/aboriginaleducation for updates.

EMPLOYMENT STATISTICS:

Current Activity of Respondents



Salary (full-time training related employment)

There are no salaries to be reported

Three Year Comparison of Employed Respondents	2013-14	2014-15*	2015-16
Number of Graduates			5
Number of Respondents			3

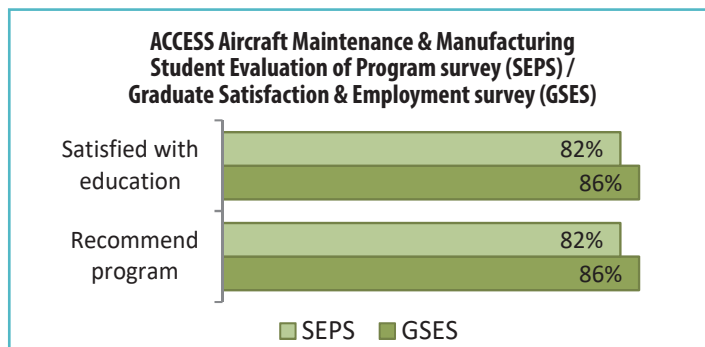
*Note: There were no graduates or not enough graduates for surveying.

ACCESS Aircraft Maintenance & Manufacturing

Employed: 71%

One-Year Certificate Program

The ACCESS Aircraft Maintenance and Manufacturing program is designed to provide students with the basic knowledge and practical skills in aircraft maintenance needed for entry-level employment in the aircraft maintenance engineer industry.



Comparison of 2015-16 graduate cohort ratings with the ratings of the 2015-16 student cohort

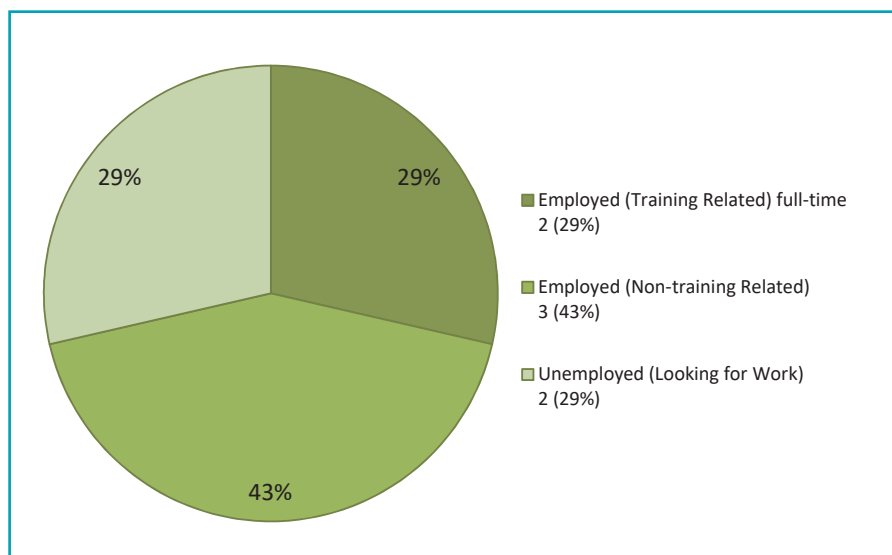
EMPLOYMENT STATISTICS:

Occupations

(full or part-time training related employment)

Aircraft Maintenance & Engineering
Aircraft Mechanic

Current Activity of Respondents



Three Year Comparison of Employed Respondents	2013-14	2014-15	2015-16
Number of Graduates	3	10	8
Number of Respondents	1	6	7
Number of Employed Respondents		6	5
Percentage of Employed Respondents		100%	71%
Number of Respondents Employed in Training Related Occupations		4	2
Percentage of Respondents Employed in Training Related Occupations		67%	29%

Salary (full-time training related employment)

There are no salaries
to be reported

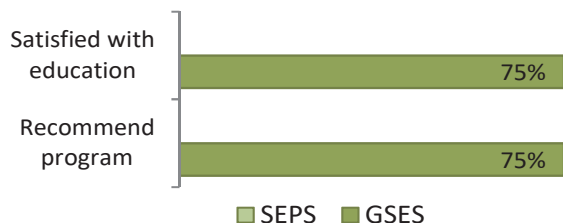
Employed: 75%

In School: 25%

Community Development/ Community Economic Development

Two-Year Diploma Program

Community Development/Community Economic Development Student Evaluation of Program survey (SEPS) / Graduate Satisfaction & Employment survey (GSES)



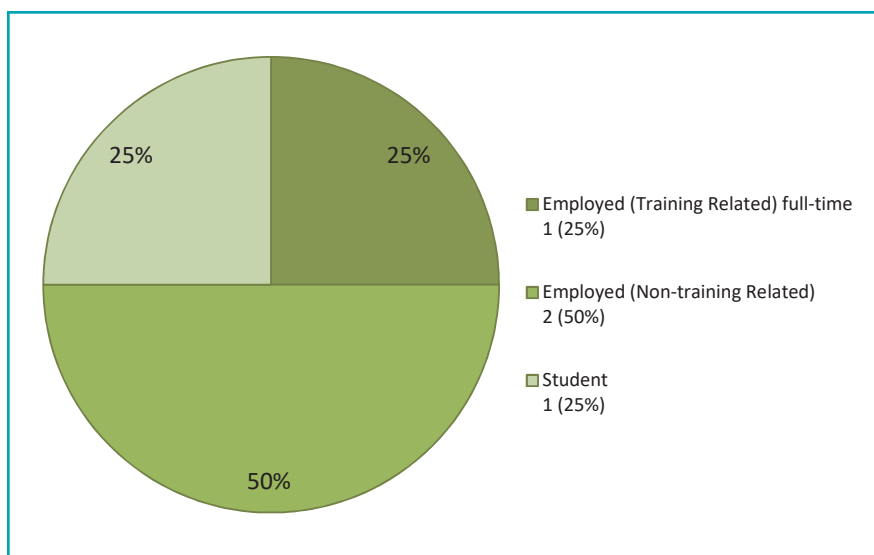
Comparison of 2015-16 graduate cohort ratings with the ratings of the 2015-16 student cohort

*There is no 2015-16 SEPS data for this program.

This program prepares students to become facilitators of change in communities that are experiencing multiple barriers to development. Students acquire a solid understanding of organizational development, program planning, and financial management of volunteer sector organizations and the how-to of starting a new social enterprise. It may be of special interest to individuals who live or work in inner cities, First Nation communities, or have some international community development experience or aspirations.

EMPLOYMENT STATISTICS:

Current Activity of Respondents



Occupations

(full or part-time training related employment)

School Liaison

Salary (full-time training related employment)

There are no salaries
to be reported

Three Year Comparison of Employed Respondents	2013-14*	2014-15	2015-16
Number of Graduates		3	5
Number of Respondents		2	4
Number of Employed Respondents		2	3
Percentage of Employed Respondents		100%	75%
Number of Respondents Employed in Training Related Occupations		1	1
Percentage of Respondents Employed in Training Related Occupations		50%	25%

*Note: There were no graduates or not enough graduates for surveying.


Introduction to Trades

Top Salary: \$29,640
Employed: 67%

Five-Month Certificate Program

This program introduces Aboriginal students to a wide range of trades careers, and prepares them for entry into existing RRC trades programs including: Automotive Technician, Carpentry, Collision Repair and Refinishing, Electrical, Heavy Duty Equipment Mechanic, Manufacturing Technician, Outdoor Power Equipment Technician, Plumbing, Refrigeration and Air Conditioning Technician, and Welding.

An Aboriginal perspective is incorporated into the program allowing students to connect with their cultural values, traditions, and beliefs, reinforcing positive cultural identity and enhancing self-esteem and pride.



Comparison of 2015-16 graduate cohort ratings with the ratings of the 2015-16 student cohort

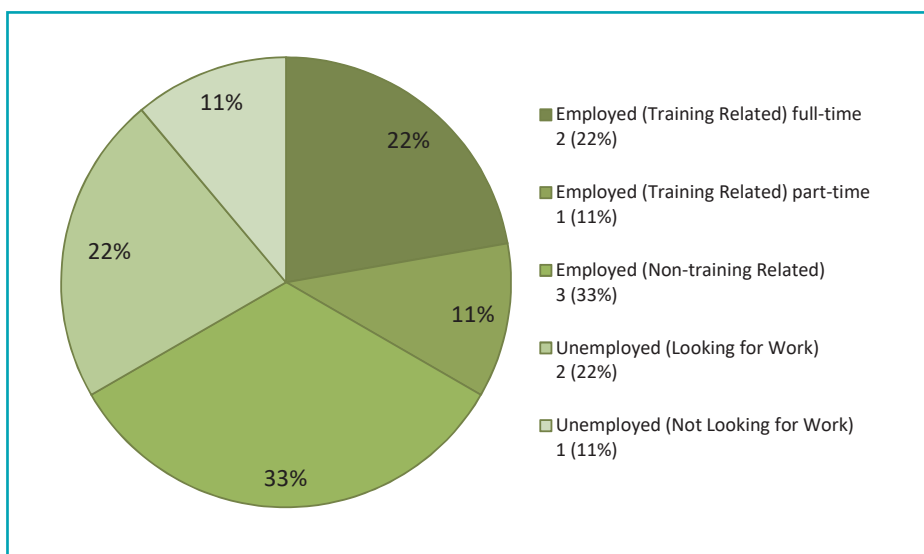
EMPLOYMENT STATISTICS:

Occupations

(full or part-time training related employment)

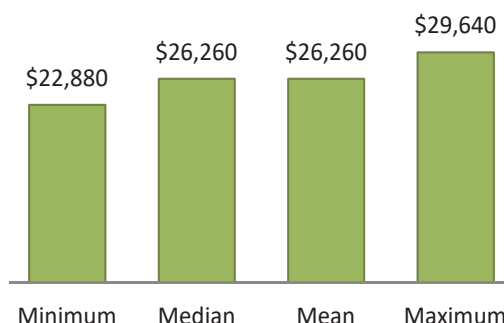
Labourer
Level 1 Electrician
Maintenance Worker

Current Activity of Respondents



Three Year Comparison of Employed Respondents	2013-14	2014-15	2015-16
Number of Graduates	46	46	24
Number of Respondents	14	15	9
Number of Employed Respondents	4	4	6
Percentage of Employed Respondents	29%	27%	67%
Number of Respondents Employed in Training Related Occupations	3	2	3
Percentage of Respondents Employed in Training Related Occupations	21%	13%	33%

Salary (full-time training related employment)



School of Transportation, Aviation & Manufacturing

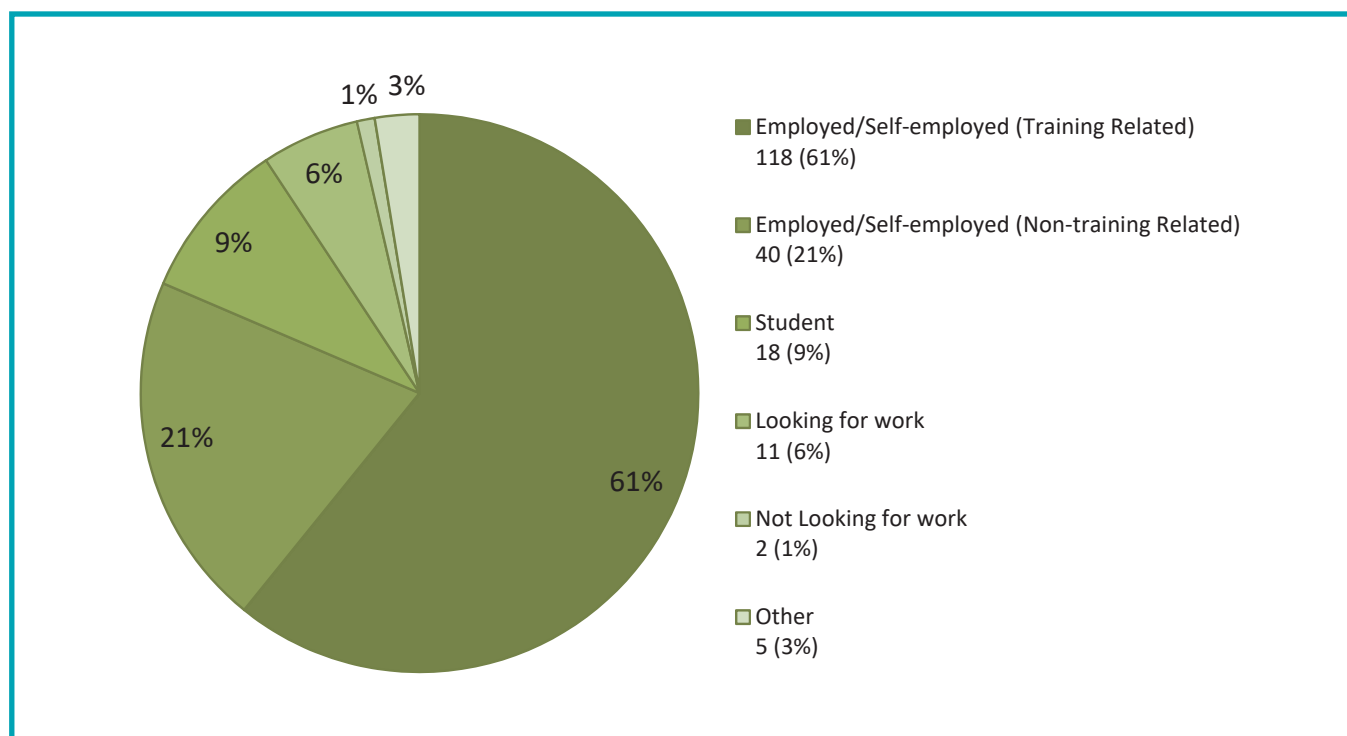
The School of Transportation, Aviation & Manufacturing comprises three departments: Mechanical, Manufacturing and Communications; Transportation and Heavy Apprenticeship Trades; and the RRC Stevenson Campus Aviation and Aerospace. The School provides trades and technology education and occupational training to support the Manitoba economy. The training is offered through

apprenticeship, certificate, diploma and advanced diploma programs, customized training for industry.

Of the programs surveyed, there were 257 certificates, 88 diplomas and 18 post-graduate diplomas awarded in 2015-16.

Three hundred and sixty-three graduates were surveyed with 194 responding for a 53% response rate.

CURRENT ACTIVITY OF RESPONDENTS



PROGRAMS SURVEYED AND INCLUDED IN THIS REPORT

Aerospace Manufacturing
 Aircraft Maintenance Engineer
 Aircraft Maintenance Engineer Certificate
 Automotive Technician - Certificate
 Automotive Technician - Diploma
 Collision Repair and Refinishing
 Heavy Duty Equipment Mechanic
 Introduction to Aircraft Maintenance Engineer

Manufacturing Computer Aided Drafting (CAD)
 Manufacturing Technician
 Mechanical Engineering Technology
 Outdoor Power Equipment Technician
 Power Engineering Technology
 Precision Metal Machining
 Technology Management
 Welding

Aerospace Manufacturing

Top Salary: \$45,261

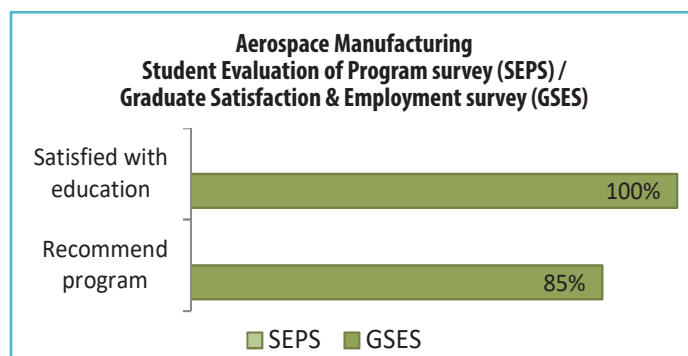
Employed: 77%

In School: 8%

Five-Month Certificate Program

Aerospace Manufacturing was collaboratively developed by Boeing Canada, Bristol Aerospace, and Red River College to prepare students for positions as skilled production workers in the area of aerospace composite manufacturing.

Graduates of the program have the opportunity to enter a number of companies in the Winnipeg market that repair or manufacture composite structure.



Comparison of 2015-16 graduate cohort ratings with the ratings of the 2015-16 student cohort

**There is no 2015-16 SEPS data for this program.*

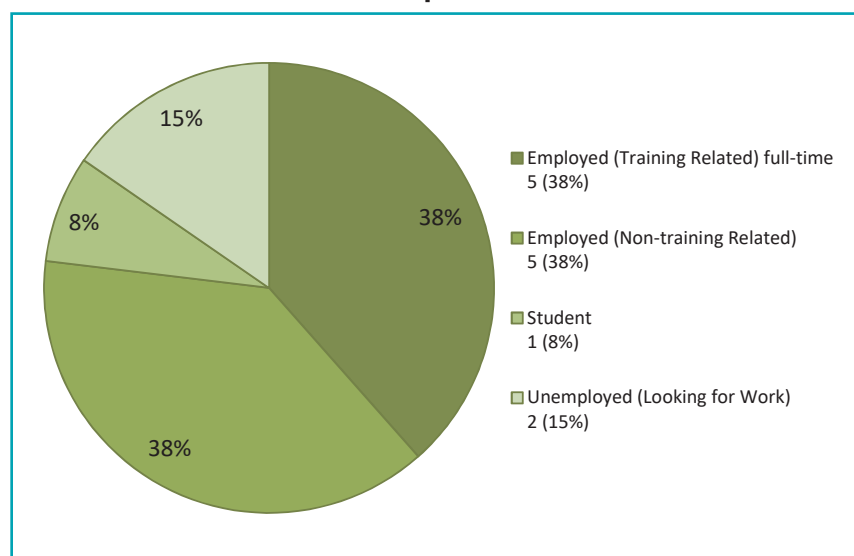
EMPLOYMENT STATISTICS:

Occupations

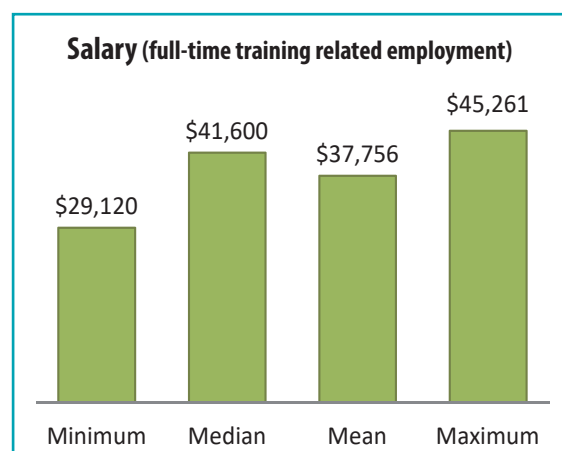
(full or part-time training related employment)

Composite Fabricator
Fibreglass Operator
Plastic Technician
Production Technician
Sheet Metal Mechanic

Current Activity of Respondents



Three Year Comparison of Employed Respondents	2013-14	2014-15	2015-16
Number of Graduates	16	28	27
Number of Respondents	7	17	13
Number of Employed Respondents	6	14	10
Percentage of Employed Respondents	86%	82%	77%
Number of Respondents Employed in Training Related Occupations	1	4	5
Percentage of Respondents Employed in Training Related Occupations	14%	24%	38%

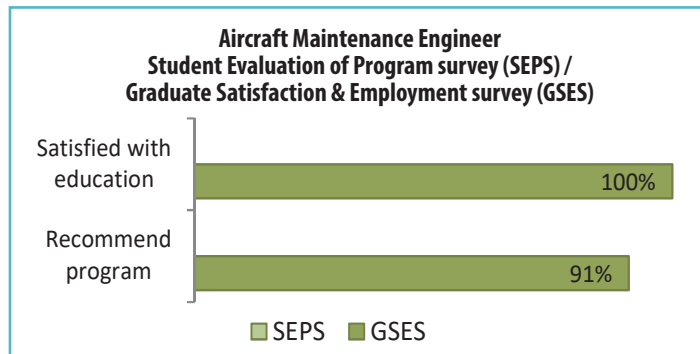


Top Salary: \$44,096

Employed: 91%

Aircraft Maintenance Engineer

Seventeen-Month Diploma Program



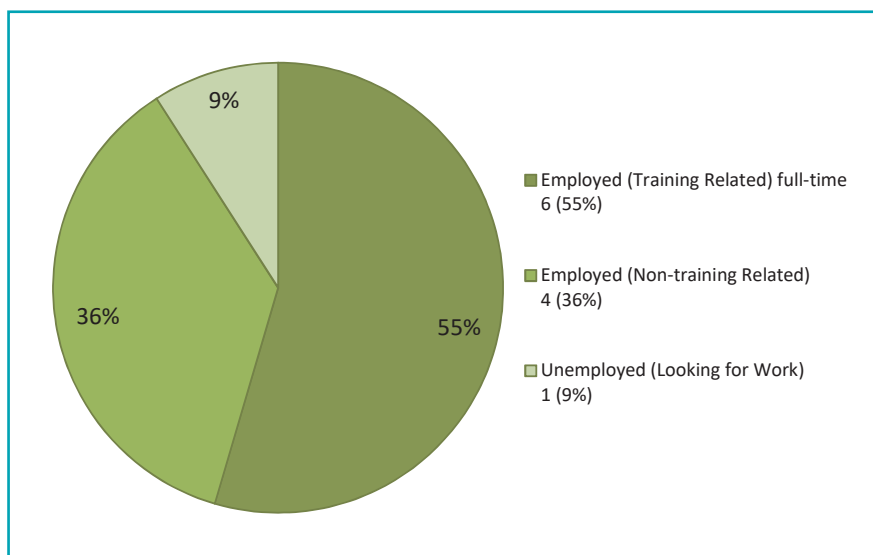
Comparison of 2015-16 graduate cohort ratings with the ratings of the 2015-16 student cohort

*There is no 2015-16 SEPS data for this program.

The purpose of this program is to develop knowledge and skills in maintenance of both large and small airplanes and helicopters. This program is Transport Canada approved to provide basic training towards an Aircraft Maintenance Engineer "M" License. Graduates may find opportunities across Canada with potential employers including passenger and cargo air carriers, air charter companies, flight schools, and nationally approved Aircraft Maintenance Organizations (AMOs).

EMPLOYMENT STATISTICS:

Current Activity of Respondents

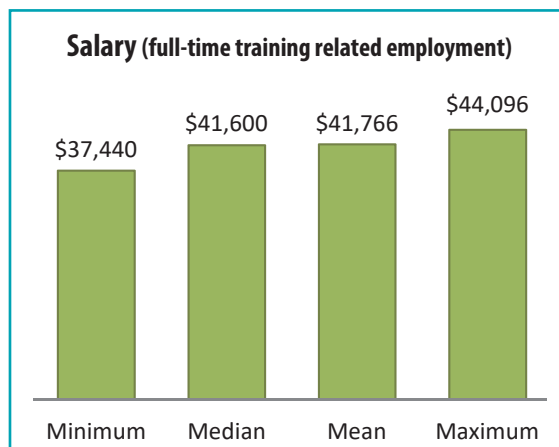


Occupations

(full or part-time training related employment)

AME Apprentice
Apprentice Aircraft Maintenance Engineer
QEC (Quick Engine Change) Technician
- Turbine Shop

Salary (full-time training related employment)



Three Year Comparison of Employed Respondents	2013-14	2014-15	2015-16
Number of Graduates	23	26	25
Number of Respondents	6	11	11
Number of Employed Respondents	6	11	10
Percentage of Employed Respondents	100%	100%	91%
Number of Respondents Employed in Training Related Occupations	2	8	6
Percentage of Respondents Employed in Training Related Occupations	33%	73%	54%


Aircraft Maintenance Engineer - Certificate

Top Salary: \$62,400

Employed: 100%

Six-Month Certificate Program

This certificate program is an early exit option from the Aircraft Maintenance Engineer diploma program. Students develop knowledge and skills in maintenance of both large and small airplanes and helicopters. Potential employment opportunities across Canada include passenger and cargo air carriers, air charter companies, flight schools, and nationally approved Aircraft Maintenance Organizations (AMOs).



Comparison of 2015-16 graduate cohort ratings with the ratings of the 2015-16 student cohort

*There is no 2015-16 SEPS data for this program.

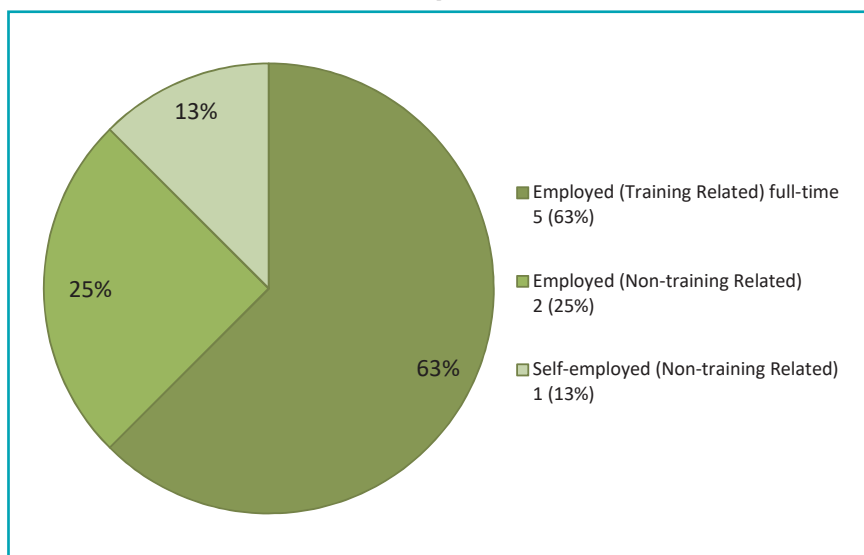
EMPLOYMENT STATISTICS:

Occupations

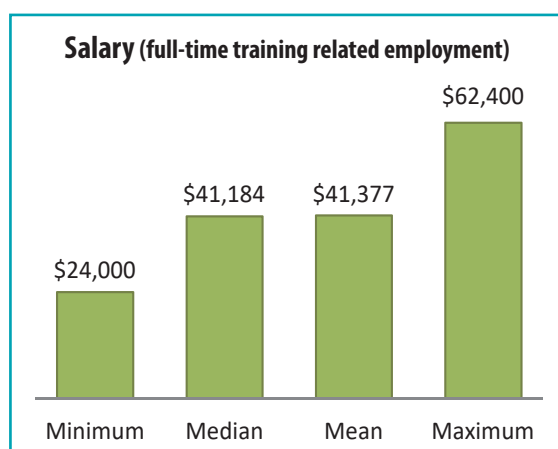
(full or part-time training related employment)

Aircraft Engineer
AME Apprentice
Composite Technician
Part Inspector

Current Activity of Respondents



Three Year Comparison of Employed Respondents	2013-14	2014-15	2015-16
Number of Graduates	8	11	13
Number of Respondents	1	5	8
Number of Employed Respondents		4	8
Percentage of Employed Respondents		80%	100%
Number of Respondents Employed in Training Related Occupations		2	5
Percentage of Respondents Employed in Training Related Occupations		40%	63%




Top Salary: \$39,000

Employed: 67%

In School: 31%

Automotive Technician - Certificate

One-Year Certificate Program



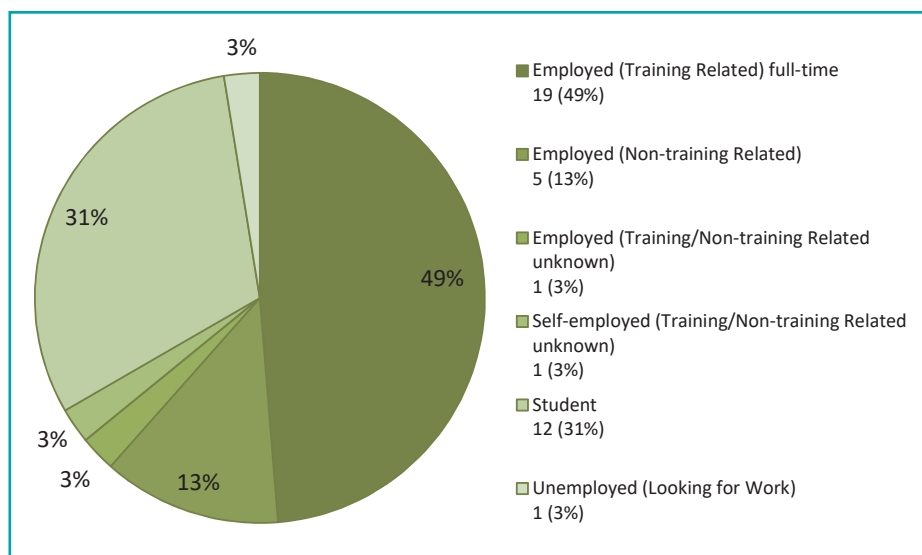
Comparison of 2015-16 graduate cohort ratings with the ratings of the 2015-16 student cohort

*There is no 2015-16 SEPS data for this program.

This program is designed to develop an understanding of the basic purpose, construction, operation and service of component parts and assemblies of an automobile. Students acquire the knowledge and skills required to disassemble, inspect, machine, calibrate and reassemble motor vehicle units and components. Graduates find employment in service stations, dealerships, large corporations, farming communities and allied industries where they may work in service, repair, sales, or parts distribution.

EMPLOYMENT STATISTICS:

Current Activity of Respondents

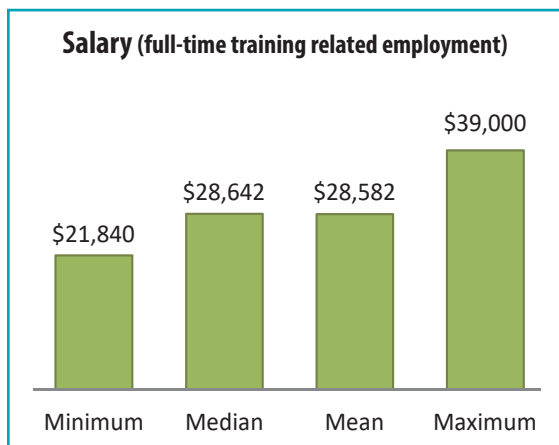


Occupations

(full or part-time training related employment)

Apprentice Automotive
Apprentice Technician
Auto Mechanic/Bodyman
Automotive Service Quality Control
Supervisor
Automotive Technician
Automotive Technician Apprentice
Car Technician
Electrical Technician
Express Line Technician
Head Mechanic
Lube Technician
Quick Lube Technician
Service and Sales Technician
Technician Apprentice Level 1
Technician Lube
Tire Mechanic

Salary (full-time training related employment)



Three Year Comparison of Employed Respondents

	2013-14	2014-15	2015-16
Number of Graduates	73	70	79
Number of Respondents	32	36	39
Number of Employed Respondents	22	19	26
Percentage of Employed Respondents	69%	53%	67%
Number of Respondents Employed in Training Related Occupations	18	14	19
Percentage of Respondents Employed in Training Related Occupations	56%	39%	49%

Automotive Technician - Diploma

Top Salary: \$35,360

Employed: 90%

One-Year Diploma Program

This program supplements the Automotive Technician - Certificate program to develop the skills needed to work in the electronic technician field. Entering students must have completed a 10-month Automotive Technician - Certificate or Heavy Duty Equipment Mechanic (certificate) program or have graduated with a Auto/Power Mechanics program from high school.

This is a not an apprenticeship program, but may provide credit transfer opportunities towards apprenticeship. Graduates have found employment in service stations, dealerships, and specialty shops.

Automotive Technician - Diploma
Student Evaluation of Program survey (SEPS) /
Graduate Satisfaction & Employment survey (GSES)



Comparison of 2015-16 graduate cohort ratings with the ratings of the 2015-16 student cohort

**There is no 2015-16 SEPS data for this program.*

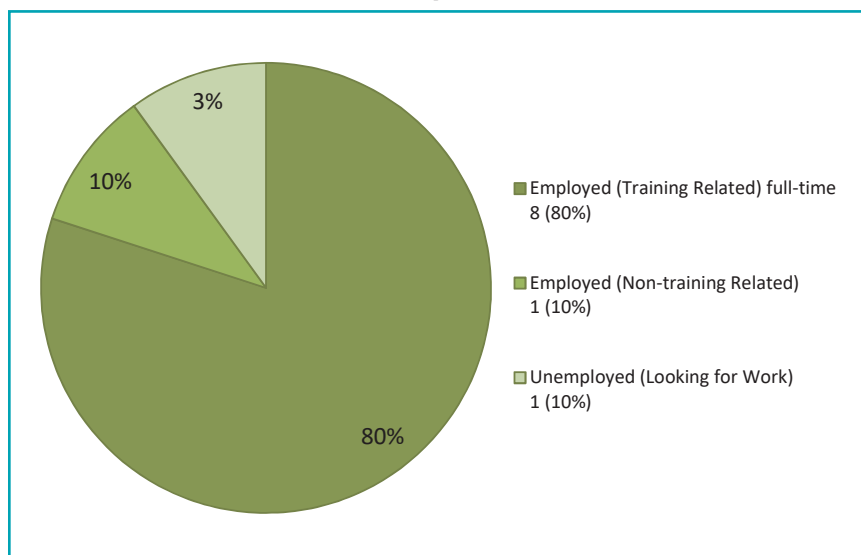
EMPLOYMENT STATISTICS:

Occupations

(full or part-time training related employment)

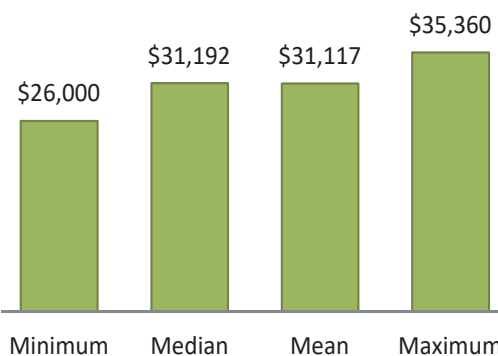
Apprentice Technician
Automotive Apprentice
Automotive Technician
Basic Maintenance - Trucks
Oil Technician
Shop Helper

Current Activity of Respondents



Three Year Comparison of Employed Respondents	2013-14	2014-15	2015-16
Number of Graduates	8	14	19
Number of Respondents	4	9	10
Number of Employed Respondents	3	9	9
Percentage of Employed Respondents	75%	100%	90%
Number of Respondents Employed in Training Related Occupations	3	5	8
Percentage of Respondents Employed in Training Related Occupations	75%	56%	80%

Salary (full-time training related employment)

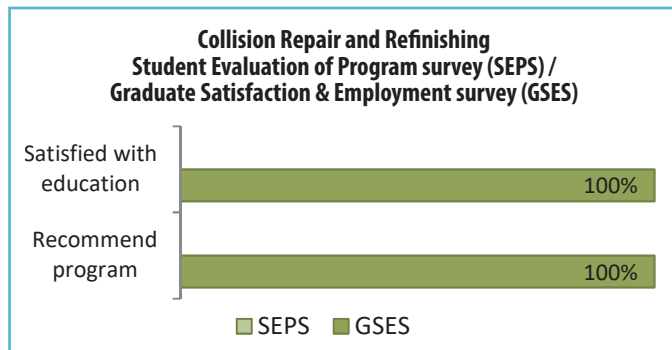


Top Salary: \$30,472

Employed: 91%

Collision Repair and Refinishing

One-Year Certificate Program



Comparison of 2015-16 graduate cohort ratings with the ratings of the 2015-16 student cohort

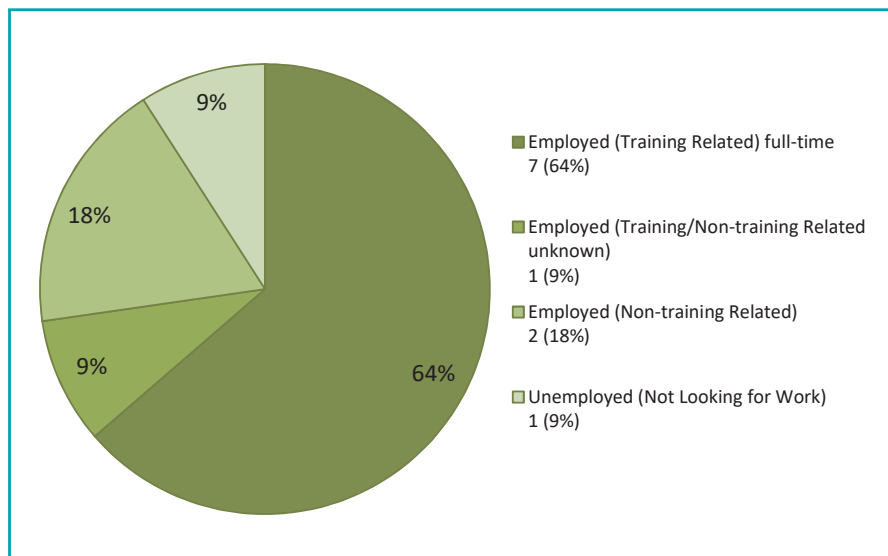
*There is no 2015-16 SEPS data for this program.

Collision Repair and Refinishing provides a basic working knowledge of all areas of metal working and spray painting. Students develop the skills and knowledge required to repair damaged vehicles, including all phases of autobody repair and painting.

Many graduates find employment as autobody mechanics, metal finishers, painters' preppers, and bodyframe specialists. Others are employed as claims adjusters, collision estimators or shop supervisors.

EMPLOYMENT STATISTICS:

Current Activity of Respondents

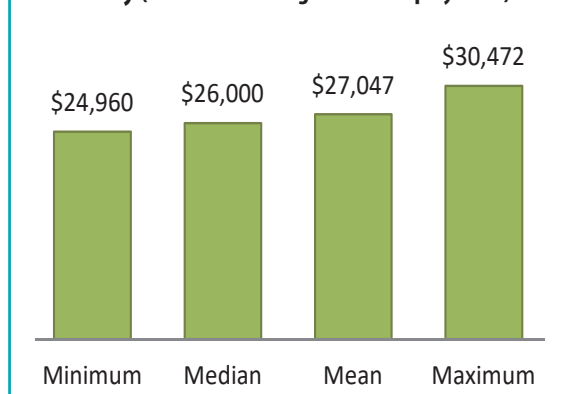


Occupations

(full or part-time training related employment)

Auto Body and Pepper
Autobody Painter
Body Man
Body Shop Apprentice
Body Tech
Paint Prep
Painter Preparation

Salary (full-time training related employment)



Three Year Comparison of Employed Respondents	2013-14	2014-15	2015-16
Number of Graduates	23	20	23
Number of Respondents	10	12	11
Number of Employed Respondents	9	11	10
Percentage of Employed Respondents	90%	92%	91%
Number of Respondents Employed in Training Related Occupations	7	10	7
Percentage of Respondents Employed in Training Related Occupations	70%	83%	64%

Heavy Duty Equipment Mechanic

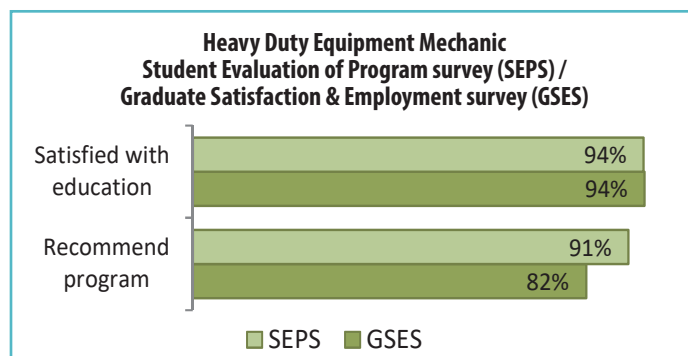
Top Salary: \$74,360

Employed: 91%

One-Year Certificate Program

This program is designed to prepare students to adjust, service, and repair a variety of heavy mobile equipment, usually diesel powered, used in construction, agricultural, or highway transportation. Students develop basic knowledge and skills required to perform routine maintenance and repairs to vehicle systems and components.

Graduates find employment in the agricultural, construction or transportation sectors.



Comparison of 2015-16 graduate cohort ratings with the ratings of the 2015-16 student cohort

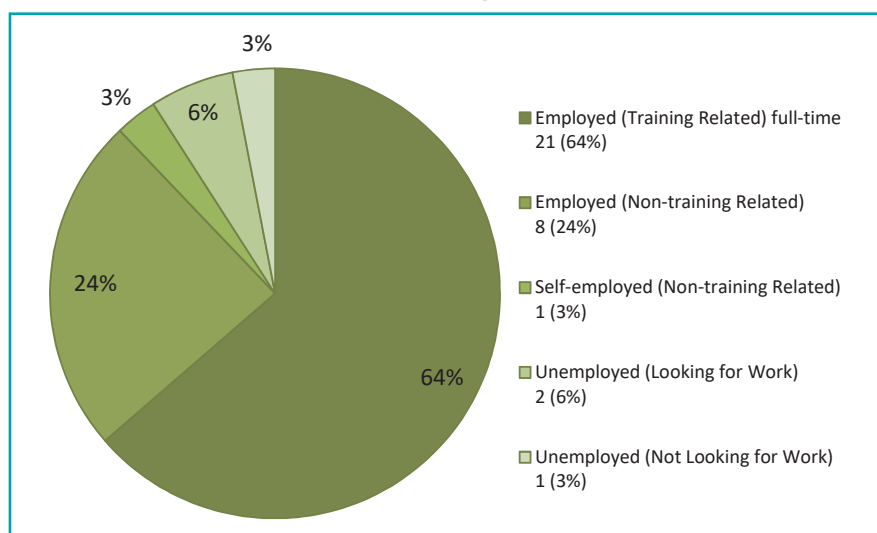
EMPLOYMENT STATISTICS:

Occupations

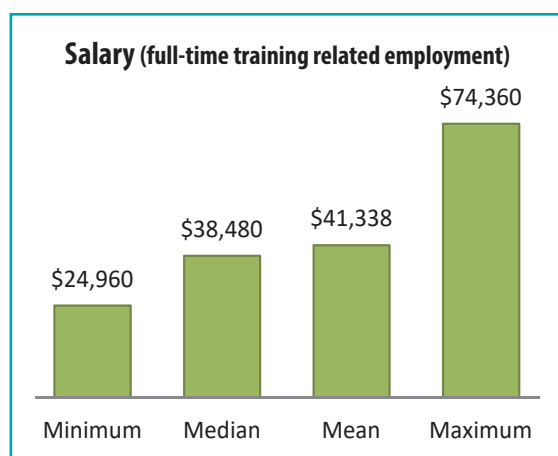
(full or part-time training related employment)

Agricultural Technician
Apprentice
Apprentice Mechanic/Field Mechanic
Diesel Mechanic
Equipment Operator
Heavy Duty Diesel Tech
Heavy Duty Mechanic
Heavy Duty Mechanic Apprentice -
1st Year
Heavy Equipment Mechanic
In-shop Technician
Lube Technician
Maintenance Check
Parts Assembler
Service Technician
Tractor Technician
Truck Transport Mechanic

Current Activity of Respondents



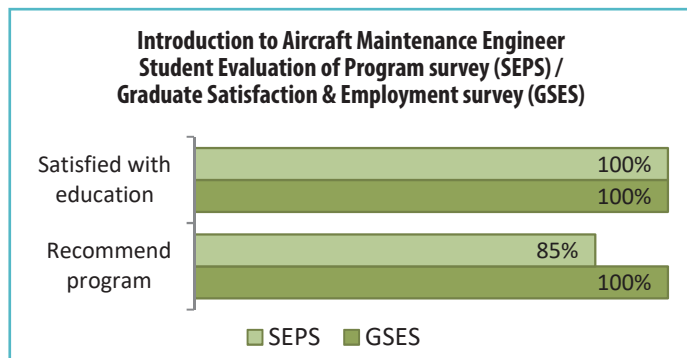
Three Year Comparison of Employed Respondents	2013-14	2014-15	2015-16
Number of Graduates	43	53	49
Number of Respondents	21	28	33
Number of Employed Respondents	19	24	30
Percentage of Employed Respondents	90%	86%	91%
Number of Respondents Employed in Training Related Occupations	19	23	21
Percentage of Respondents Employed in Training Related Occupations	90%	82%	64%



Employed: 40%

In School: 60%

Introduction to Aircraft Maintenance Engineer



Comparison of 2015-16 graduate cohort ratings with the ratings of the 2015-16 student cohort

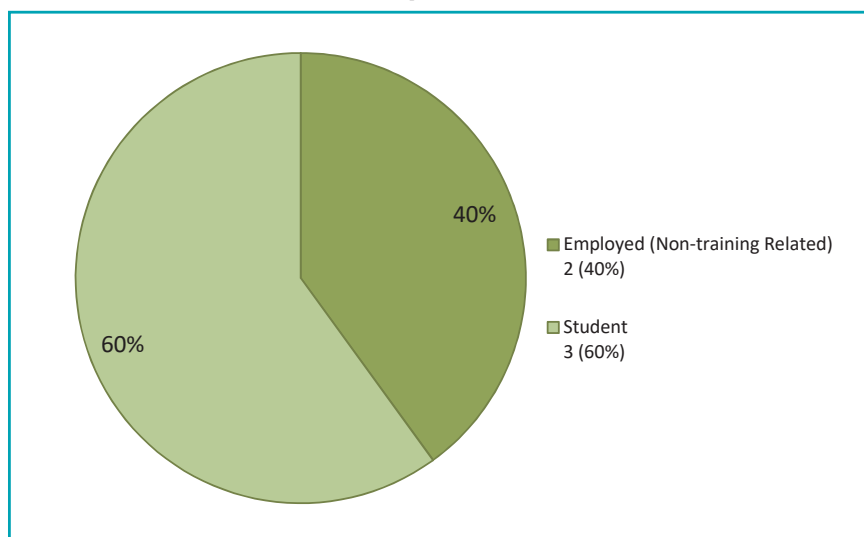
Pre-employment Program (approximately 5 months)

Using a combination of classroom theory and practical training on fixed and rotary wing aircraft, Introduction to Aircraft Maintenance Engineer provides the necessary foundation for entry-level positions in the aircraft maintenance industry.

This program provides Credit transfer opportunities to Apprentice Aircraft Maintenance Journeyperson (Apprenticeship Level 1) and Aircraft Maintenance Engineer- term one.

EMPLOYMENT STATISTICS:

Current Activity of Respondents



Salary (full-time training related employment)

There are no salaries
to be reported

Three Year Comparison of Employed Respondents	2013-14	2014-15	2015-16*
Number of Graduates			5
Number of Respondents			5
Number of Employed Respondents			2
Percentage of Employed Respondents			40%
Number of Respondents Employed in Training Related Occupations			
Percentage of Respondents Employed in Training Related Occupations			

*Note: 2015-16 is the first graduating class for this program.

Manufacturing Computer Aided Drafting (CAD)

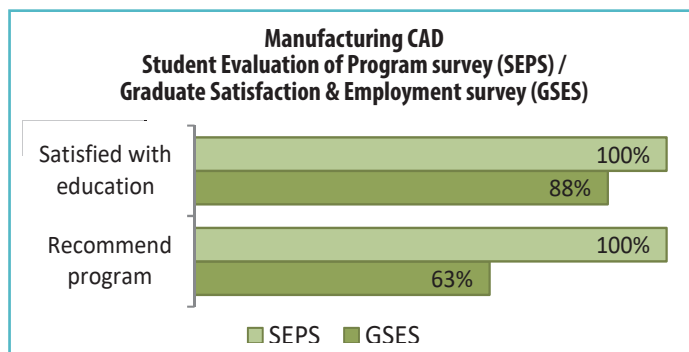
Top Salary: \$36,000

Employed: 88%

One-Year Certificate Program

This program provides students with the skills necessary to produce computer-aided mechanical drawings of components and assemblies of industrial machines, machinery parts, and other mechanical equipment.

Graduates find employment with engineering firms, consulting firms, manufacturing companies, utility companies, aerospace and other industries where CAD skills are required. Graduates have also found employment as technical representatives, sales persons for metal-working equipment and product companies, shop inspectors, and designers.



Comparison of 2015-16 graduate cohort ratings with the ratings of the 2015-16 student cohort

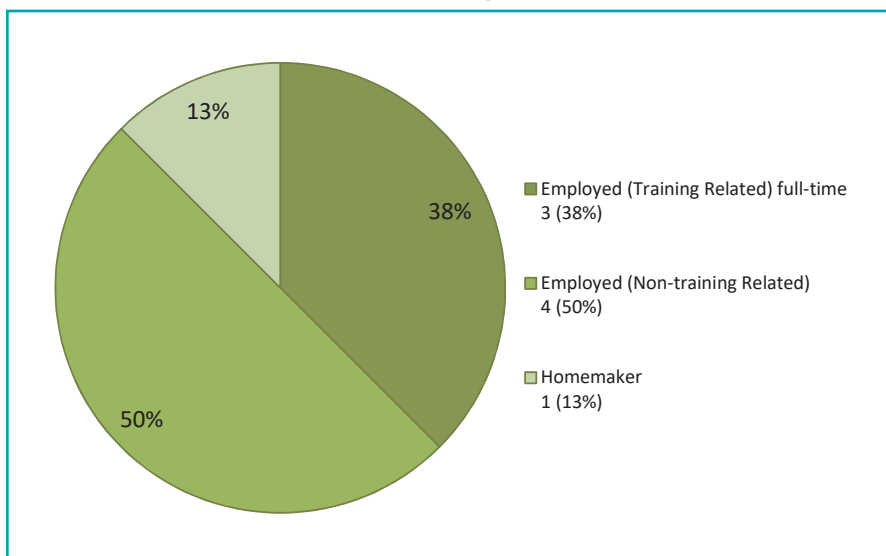
EMPLOYMENT STATISTICS:

Occupations

(full or part-time training related employment)

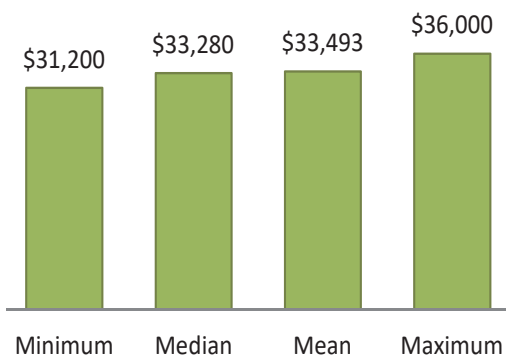
AutoCAD Drafter
CAD Technician
Mechanical Draftsperson

Current Activity of Respondents



Three Year Comparison of Employed Respondents	2013-14*	2014-15	2015-16
Number of Graduates		7	12
Number of Respondents		5	8
Number of Employed Respondents		5	7
Percentage of Employed Respondents		100%	88%
Number of Respondents Employed in Training Related Occupations		5	3
Percentage of Respondents Employed in Training Related Occupations		100%	38%

Salary (full-time training related employment)



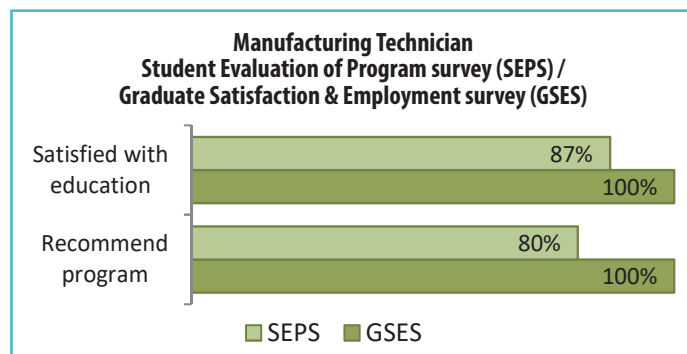
*Note: There were no graduates or not enough graduates for surveying.

Top Salary: \$37,440

Employed: 100%

Manufacturing Technician

Two-Year Diploma Program



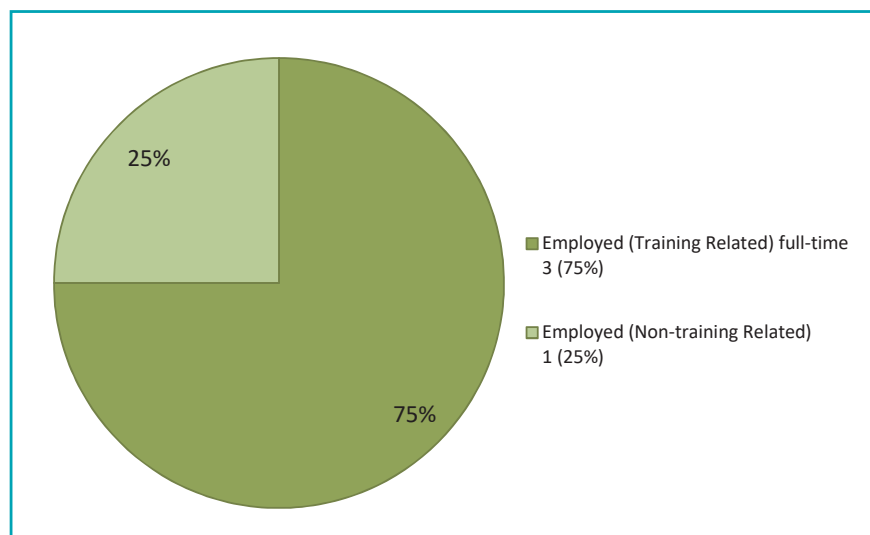
Comparison of 2015-16 graduate cohort ratings with the ratings of the 2015-16 student cohort

This program prepares students for a career as a manufacturing technician with knowledge of manufacturing processes including conventional machining and metal forming operations, composites, and advanced manufacturing methods. The program also provides an introduction to robotics and automation, non-destructive testing, dimensional metrology, and quality inspection methods.

Graduates of the program find careers in manufacturing, aerospace, or the ground transportation sectors. They also find employment as machinists or CNC programmers.

EMPLOYMENT STATISTICS:

Current Activity of Respondents

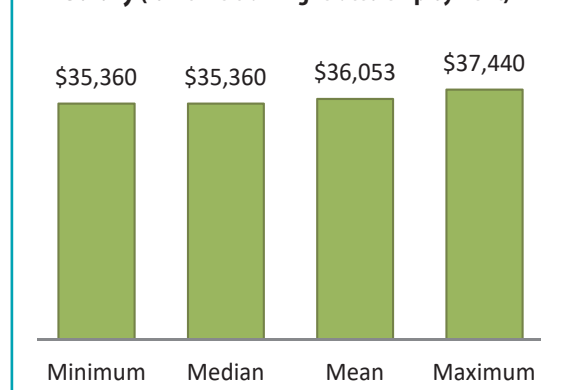


Occupations

(full or part-time training related employment)

CNC Machinist
CNC Programmer and Machinist
Machinist

Salary (full-time training related employment)



Three Year Comparison of Employed Respondents	2013-14	2014-15	2015-16
Number of Graduates	6	6	8
Number of Respondents	5	4	4
Number of Employed Respondents	5	2	4
Percentage of Employed Respondents	100%	50%	100%
Number of Respondents Employed in Training Related Occupations	5	2	3
Percentage of Respondents Employed in Training Related Occupations	100%	50%	75%

Mechanical Engineering Technology

Top Salary: \$63,000

Employed: 100%

28-Month Diploma Program

This program prepares graduates to work in the design and production of high-quality manufactured goods. Students learn about design, manufacturing methods, quality assurance, equipment selection, computer-aided engineering, building systems design and control, mechanical analysis, computer applications, and supervision and management. It has been accredited by the Certified Technicians and Technologists Association of Manitoba, and the Canadian Council of Technicians and Technologists, providing Canada-wide reciprocity with other provincial organizations.

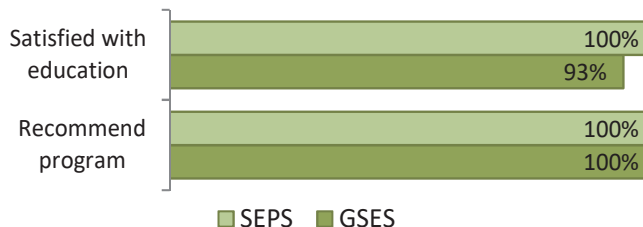
Graduates find employment in design, technical sales, manufacturing, instruction, research and management with companies involved in agriculture, mining, aerospace, air conditioning, refrigeration, transportation, foundries, fluid power, consulting engineering and government services.

Occupations

(full or part-time training related employment)

Design Engineer /
Manufacturing Technologist
Field Test Technician
Junior Product Design Technologist
Lab Technologist
Manufacturing Engineering Planner
Mechanical Design
Mechanical Designer
Mechanical Engineer /
Research and Development
Mechanical Engineering Technologist
Product Designer
Production Coordinator
Technical Sales
Temporary Metallurgist /
Quality Engineer

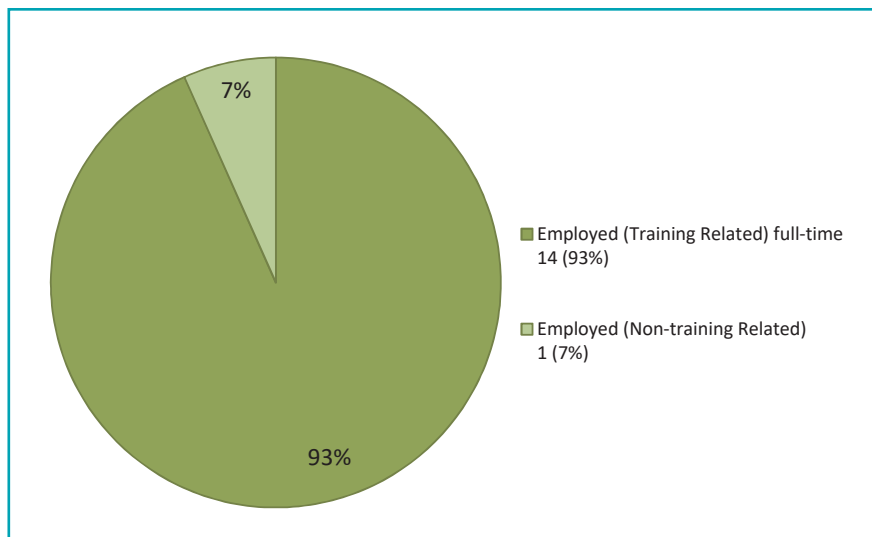
Mechanical Engineering Technology
Student Evaluation of Program survey (SEPS) /
Graduate Satisfaction & Employment survey (GSES)



Comparison of 2015-16 graduate cohort ratings with the ratings of the 2015-16 student cohort

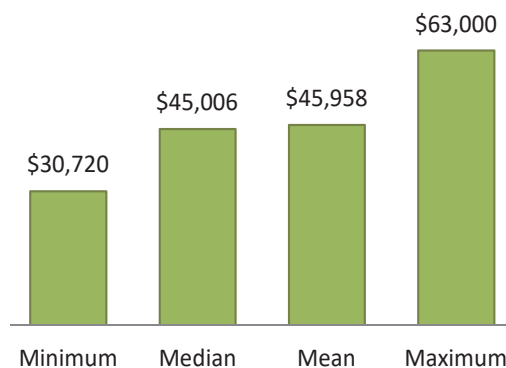
EMPLOYMENT STATISTICS:

Current Activity of Respondents



Three Year Comparison of Employed Respondents	2013-14	2014-15	2015-16
Number of Graduates	33	17	24
Number of Respondents	15	11	15
Number of Employed Respondents	15	11	15
Percentage of Employed Respondents	100%	100%	100%
Number of Respondents Employed in Training Related Occupations	14	8	14
Percentage of Respondents Employed in Training Related Occupations	93%	73%	93%

Salary (full-time training related employment)



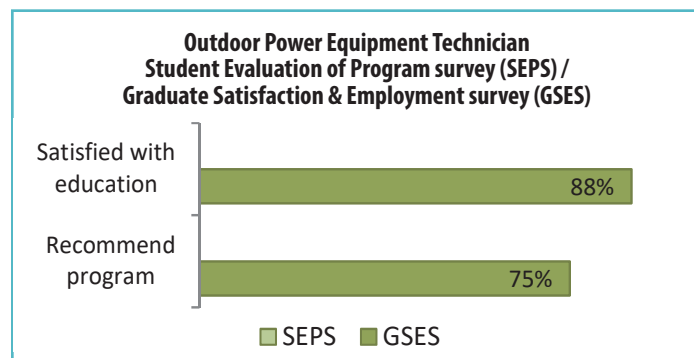
Top Salary: \$49,400

Employed: 63%

In School: 25%

Outdoor Power Equipment Technician

One-Year Certificate Program



Comparison of 2015-16 graduate cohort ratings with the ratings of the 2015-16 student cohort

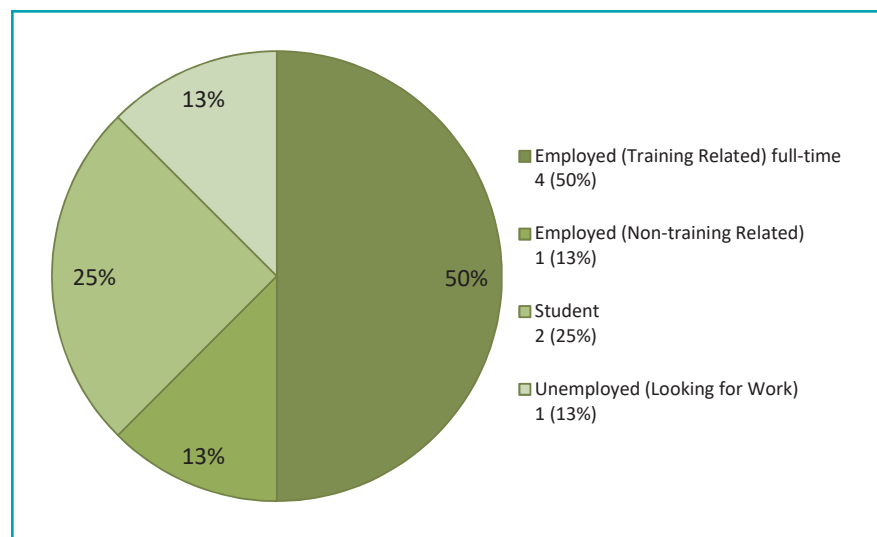
*There is no 2015-16 SEPS data for this program

This program provides students with the skills and knowledge required for entry-level employment in the power equipment repair field.

Graduates find employment with a variety of companies engaged in the sales or service of power equipment. Such companies may include agricultural equipment dealers, private power equipment sales and repair shops, rural agribusiness and various federal, provincial and municipal government departments, motorcycle and ATV dealerships, lawn and garden outlets, rental centres, remote fishing lodges, and marine, snowmobile, and personal watercraft dealerships.

EMPLOYMENT STATISTICS:

Current Activity of Respondents

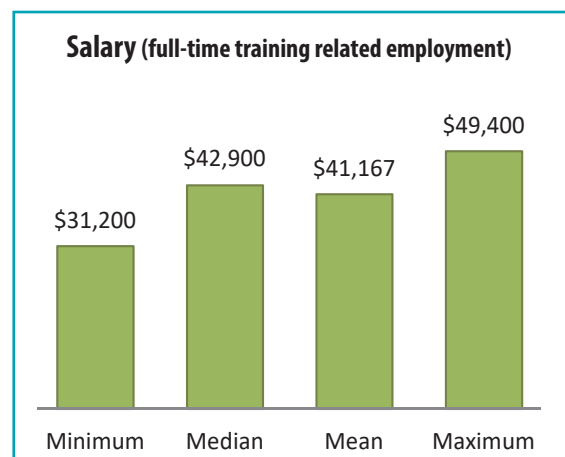


Occupations

(full or part-time training related employment)

Head Technician
Service Technician
Small Engine Technician
Technician

Salary (full-time training related employment)



Three Year Comparison of Employed Respondents

	2013-14	2014-15	2015-16
Number of Graduates	12	8	10
Number of Respondents	5	5	8
Number of Employed Respondents	5	4	5
Percentage of Employed Respondents	100%	80%	63%
Number of Respondents Employed in Training Related Occupations	3	3	4
Percentage of Respondents Employed in Training Related Occupations	60%	60%	50%

Power Engineering Technology

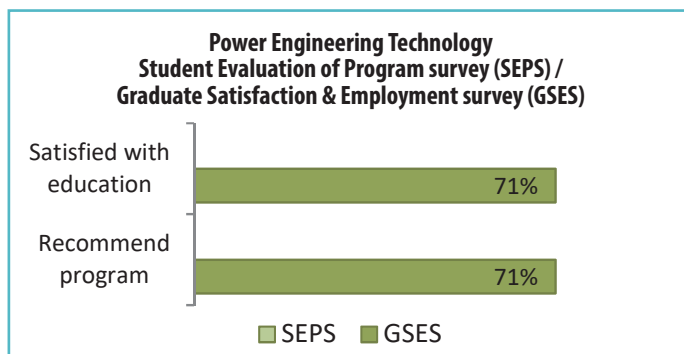
Top Salary: \$160,000

Employed: 100%

Two-Year Diploma Program

Students in this program develop the knowledge and skills required for the safe operation of major equipment in commercial, industrial, and public buildings with the primary focus on power plant operation.

Graduates have found employment in thermal power generation, pulp and paper industry, natural gas and oil processing industries, food-processing plants, cold-storage plants and in other commercial, industrial or public buildings. Graduates may challenge the Manitoba provincial licensing exams at the 4th and 3rd Class levels.



Comparison of 2015-16 graduate cohort ratings with the ratings of the 2015-16 student cohort

*There is no 2015-16 SEPS data for this program.

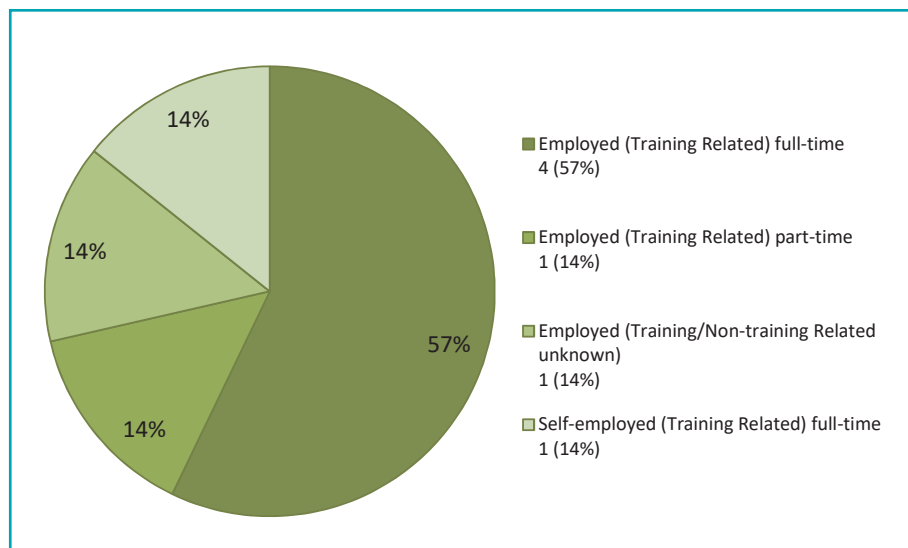
EMPLOYMENT STATISTICS:

Occupations

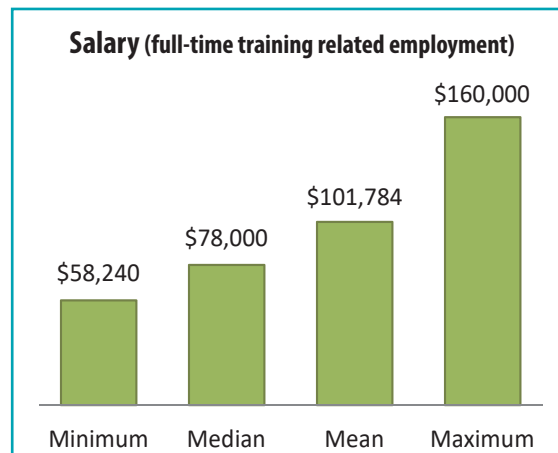
(full or part-time training related employment)

Plant Operator
Production Engineer
Shift Engineer
Stationary Engineer
Third Class Power Engineer

Current Activity of Respondents



Three Year Comparison of Employed Respondents	2013-14	2014-15	2015-16
Number of Graduates	15	14	12
Number of Respondents	5	9	7
Number of Employed Respondents	3	5	7
Percentage of Employed Respondents	60%	56%	100%
Number of Respondents Employed in Training Related Occupations	3	5	6
Percentage of Respondents Employed in Training Related Occupations	60%	56%	86%




Top Salary: \$46,000

Employed: 75%

Precision Metal Machining

One-Year Certificate Program



Comparison of 2015-16 graduate cohort ratings with the ratings of the 2015-16 student cohort

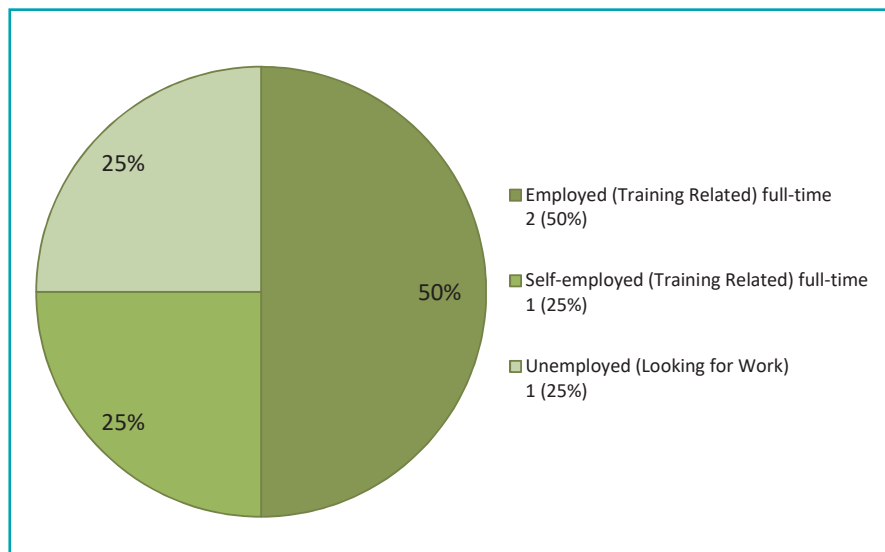
*There is no 2015-16 SEPS data for this program.

This program is a pre-employment program designed for students wishing to pursue an apprenticeship career path as a machinist or enter the workforce as a CNC operator.

Graduates may find jobs as entry-level machine operators, or senior machine operators/setters, operations managers. Related employment may also be found in supervisory positions, quality assurance/inspection, production planning, engineering, product development and research, CNC programming, or technical service and training.

EMPLOYMENT STATISTICS:

Current Activity of Respondents

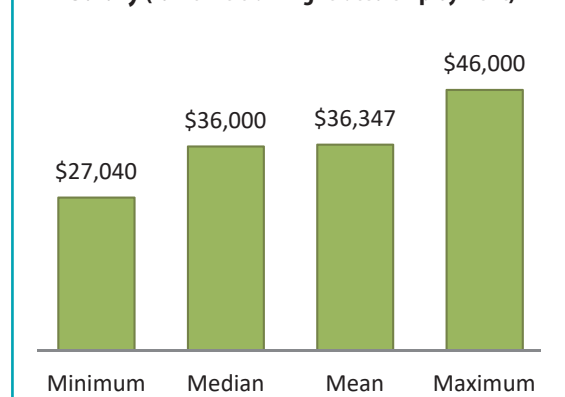


Occupations

(full or part-time training related employment)

CNS Operator
Farm Labourer
Machinist

Salary (full-time training related employment)



Three Year Comparison of Employed Respondents	2013-14	2014-15	2015-16
Number of Graduates	7	11	10
Number of Respondents	6	5	4
Number of Employed Respondents	6	5	3
Percentage of Employed Respondents	100%	100%	75%
Number of Respondents Employed in Training Related Occupations	5	4	3
Percentage of Respondents Employed in Training Related Occupations	83%	80%	75%

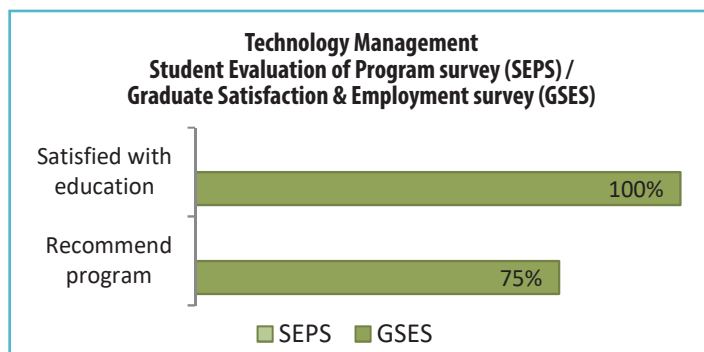
Technology Management

Employed: 75%

One-Year Post-Graduate Diploma Program

This program is specifically targeted to graduates with technical diplomas and degrees. The program offers a condensed, accessible solution to the demand for advanced management training by providing technologists and others with the knowledge and skills required to perform as supervisors or managers in technical organizations.

Many Technology Management students are actively employed while completing program courses. It is expected that graduates of the program will be more competitive for available management opportunities in technological work environments.



Comparison of 2015-16 graduate cohort ratings with the ratings of the 2015-16 student cohort

*There is no 2015-16 SEPS data for this program.

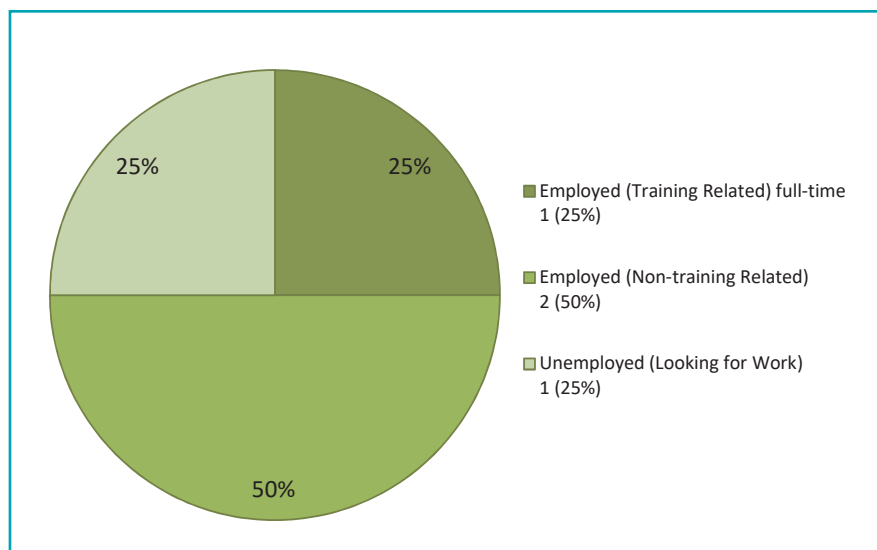
EMPLOYMENT STATISTICS:

Occupations

(full or part-time training related employment)

Training Specialist

Current Activity of Respondents



Three Year Comparison of Employed Respondents	2013-14	2014-15	2015-16
Number of Graduates	14	26	18
Number of Respondents	5	13	4
Number of Employed Respondents	5	11	3
Percentage of Employed Respondents	100%	85%	75%
Number of Respondents Employed in Training Related Occupations	2	5	1
Percentage of Respondents Employed in Training Related Occupations	40%	38%	25%

Salary (full-time training related employment)

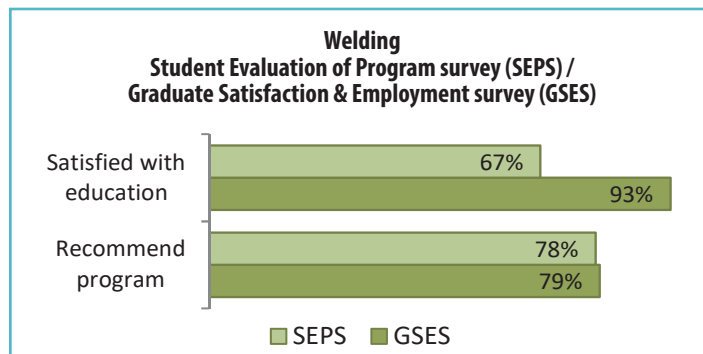
There are no salaries
to be reported

Top Salary: \$54,600

Employed: 93%

Welding

Seven-Month Certificate Program



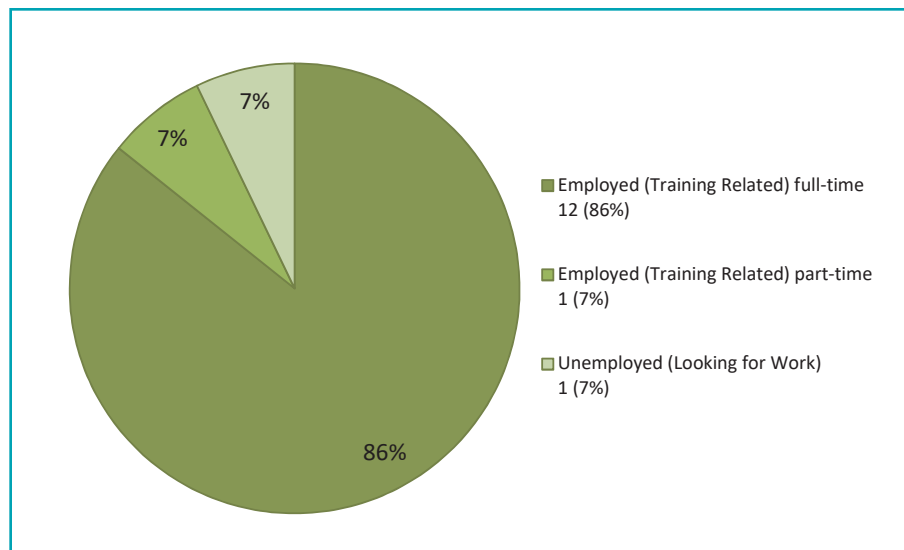
Comparison of 2015-16 graduate cohort ratings with the ratings of the 2015-16 student cohort

The Welding program develops the skills and knowledge required to safely and effectively perform the oxyacetylene, arc, tungsten inert gas (TIG), and metal inert gas (MIG) welding processes and related operations. Graduates receive a certificate from Red River College and a student Canadian Welding Bureau (CWB) ticket. This is not an apprenticeship program, but may provide credit transfer opportunities towards apprenticeship.

Graduates have found employment in aircraft maintenance, in the manufacturing of farm equipment and in heavy equipment repairs. Other graduates are employed in highway construction, northern mines and hydro-electric power plants.

EMPLOYMENT STATISTICS:

Current Activity of Respondents

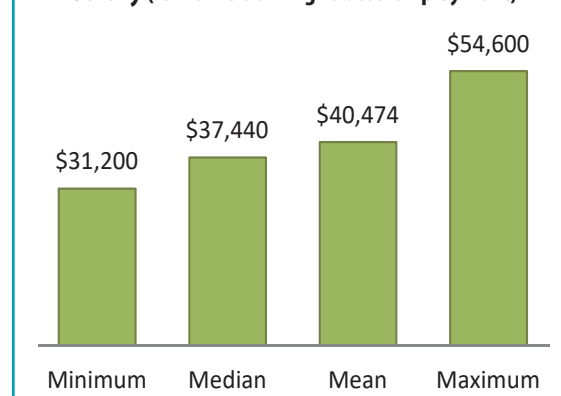


Occupations

(full or part-time training related employment)

Aluminum Welder
Iron Worker Welder
Metals Manager
Production Welder
Tig Welder
Welder
Welder, Weld Circular Tubes
Welder/Fabricator
Welding Apprentice

Salary (full-time training related employment)



Three Year Comparison of Employed Respondents	2013-14	2014-15	2015-16
Number of Graduates	28	27	25
Number of Respondents	16	13	14
Number of Employed Respondents	11	11	13
Percentage of Employed Respondents	69%	85%	93%
Number of Respondents Employed in Training Related Occupations	8	4	13
Percentage of Respondents Employed in Training Related Occupations	50%	31%	93%

Centre for Teaching Excellence, Innovation & Research

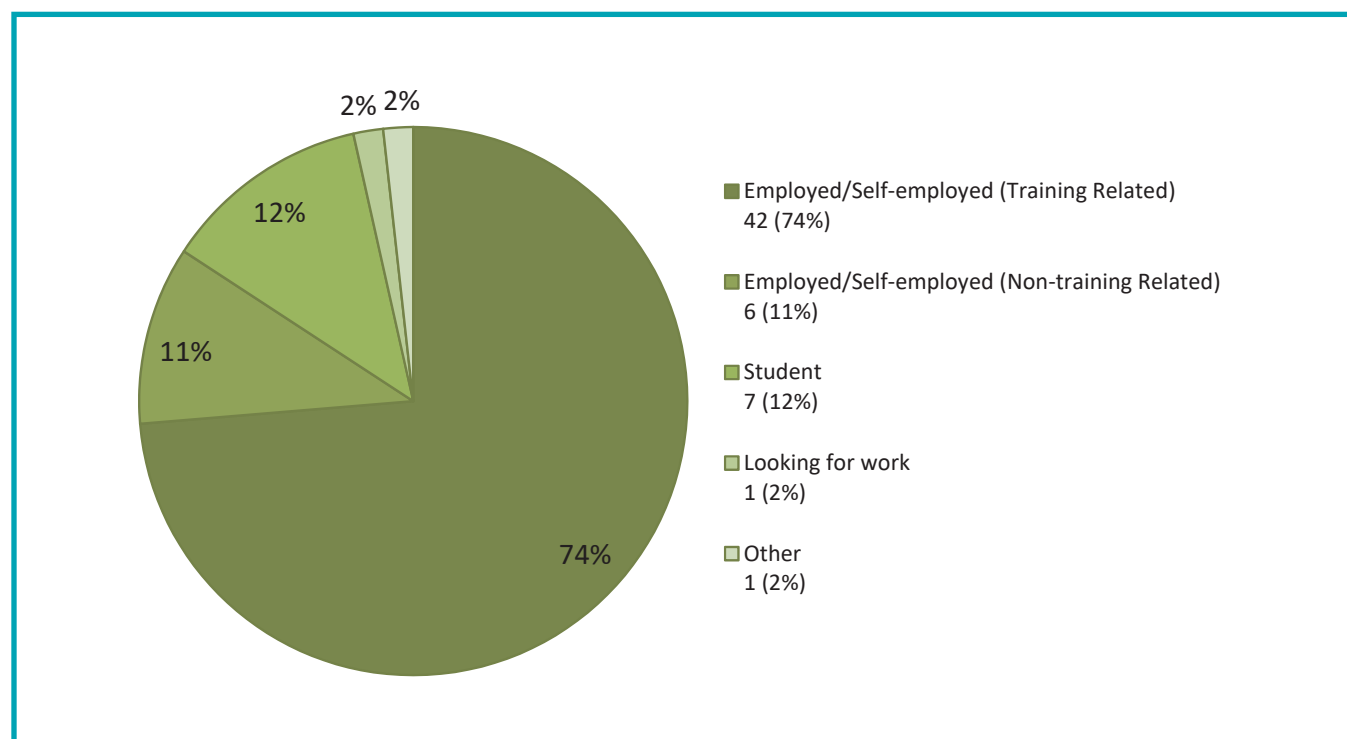
This Centre provides both educational programs and comprehensive teaching and learning support services. In addition to having the provincial mandate to prepare public school teachers in the areas of Industrial/Vocational and Business Education and to prepare College instructors through the Certificate in Adult Education (CAE), the Centre provides supports such as content expertise and research capacity through Library Services, faculty development through the CAE program and an annual series of workshops; curriculum design leadership and facilitation through the Program and Curriculum Development department; and, content production and program delivery systems

through the Learning Technologies areas. The Centre also manages the Program Innovation Fund which is used to support the continual enhancement of academic programs by funding innovative projects which are not covered by operating budgets. This report covers the achievements of the Teacher Education department, the only area within the Centre that provides academic programming.

Of the programs surveyed, there were 50 certificates and 35 diplomas awarded in 2015-16.

Eighty-five graduates were surveyed with 57 responding for a 67% response rate.

CURRENT ACTIVITY OF RESPONDENTS



PROGRAMS SURVEYED AND INCLUDED IN THIS REPORT

Certificate in Adult Education

Industrial Arts/Technology Teacher Education

Industrial Arts/Technology Teacher Education
- Accelerated

Technical Vocational Teacher Education

Technical Vocational Teacher Education (Part-time)

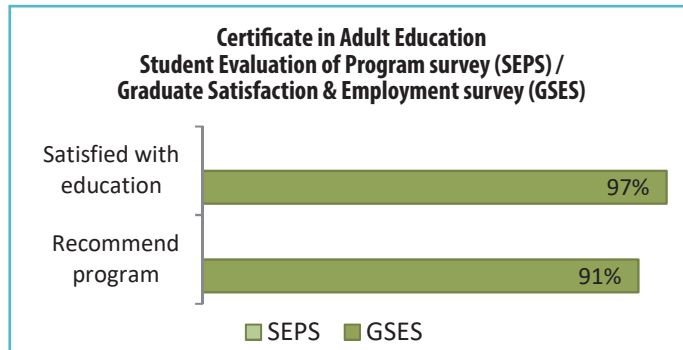
Top Salary: \$90,000

Employed: 94%

In School: 3%

Certificate in Adult Education

Certificate Program



Comparison of 2015-16 graduate cohort ratings with the ratings of the 2015-16 student cohort

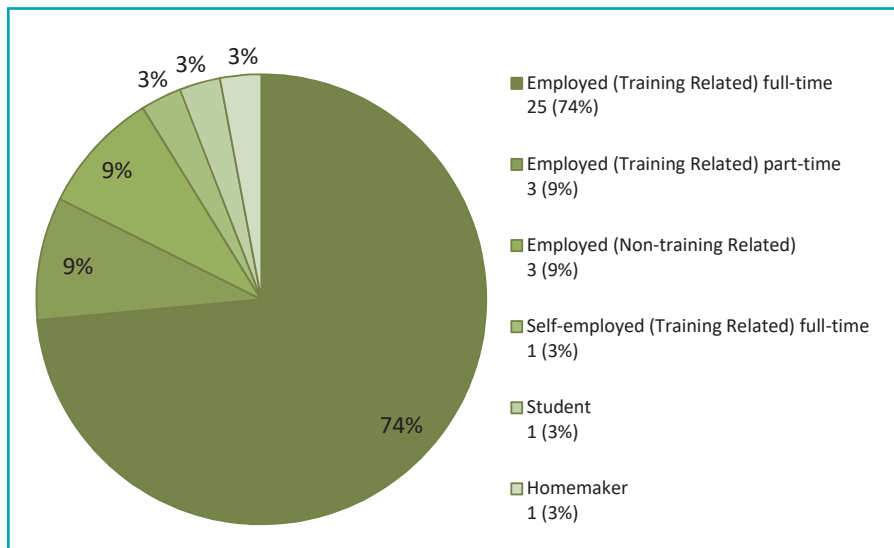
*There is no 2015-16 SEPS data for this program.

Certificate in Adult Education (CAE) is a designed to develop skills in teaching adults in an applied or technical-vocational college setting.

Graduates of the Certificate in Adult Education program teach at the community colleges in Manitoba and in other adult technical-vocational education settings. All Manitoba community college instructors are required to complete the CAE program.

EMPLOYMENT STATISTICS:

Current Activity of Respondents

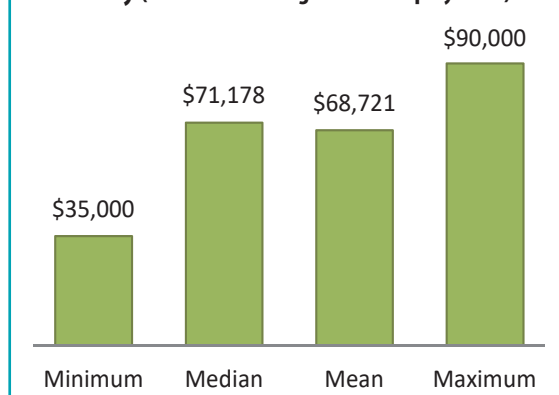


Occupations

(full or part-time training related employment)

Accounting Instructor
Baking Instructor
Carrier Coach
Clinical Education Coordinator
Clinical Nursing Instructor
College Instructor
Core Lab Supervisor
Culinary Instructor
Director - Beauty College
ECE Instructor
Educational Assistant
Faculty Trainer
Field Instructor
Nursing Instructor
Radiation Technologist
Teaching Instructor
Trades Instructor

Salary (full-time training related employment)



Three Year Comparison of Employed Respondents

	2013-14	2014-15	2015-16
Number of Graduates	82	61	50
Number of Respondents	58	43	34
Number of Employed Respondents	57	41	32
Percentage of Employed Respondents	98%	95%	94%
Number of Respondents Employed in Training Related Occupations	53	39	29
Percentage of Respondents Employed in Training Related Occupations	91%	91%	85%

Industrial Arts/Technology Teacher Education

Employed: 50%

In School: 50%

Five-Year Joint Diploma/Degree Program

Industrial Arts/Technology Teacher Education develops the teaching and technical skills for teaching the industrial arts and technology education program in the public school system. Emphasis is placed on developing knowledge and skills in manufacturing, power and energy, graphic communications, construction, computer applications, and teaching methodology in industrial arts and technology education.

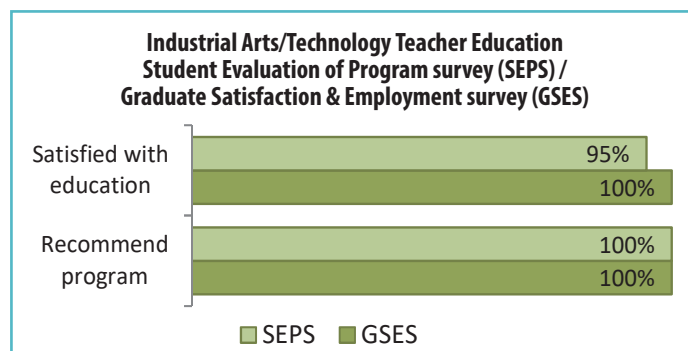
Successful completion of the five-year program results in a diploma in Industrial Arts Teacher Education from Red River College as well as a Bachelor of Arts degree and a Bachelor of Education degree from the University of Winnipeg.

Graduates of the Bachelor of Education Degree program are eligible to apply for a Professional Teaching Certificate from Manitoba Education and Training, which allows them to teach in the junior high and secondary schools in Manitoba and in other provinces.

Occupations

(full or part-time training related employment)

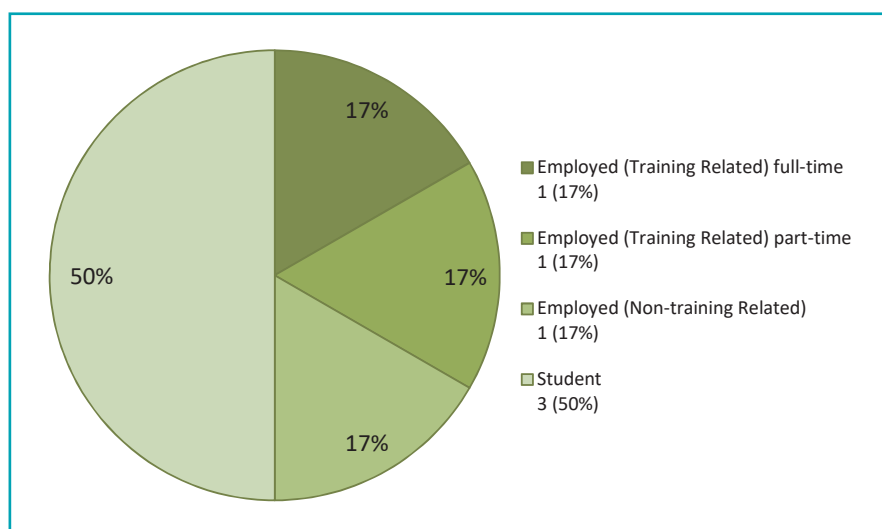
Substitute Teacher
Wood Shop Teacher



Comparison of 2015-16 graduate cohort ratings with the ratings of the 2015-16 student cohort

EMPLOYMENT STATISTICS:

Current Activity of Respondents



Three Year Comparison of Employed Respondents	2013-14	2014-15	2015-16
Number of Graduates	3	9	9
Number of Respondents	2	3	6
Number of Employed Respondents	1	1	3
Percentage of Employed Respondents	50%	33%	50%
Number of Respondents Employed in Training Related Occupations	1	1	2
Percentage of Respondents Employed in Training Related Occupations	50%	33%	33%

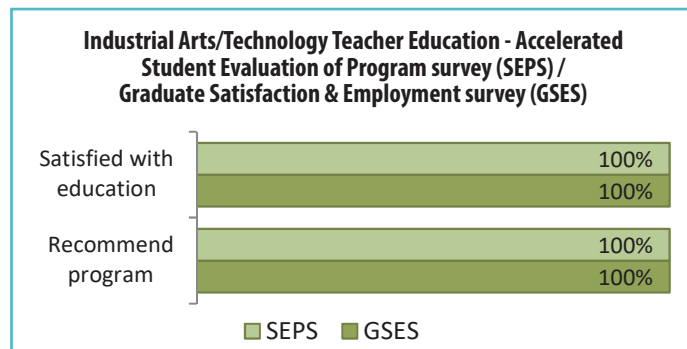
Salary (full-time training related employment)

There are no salaries
to be reported

Employed: 100%

Industrial Arts/Technology Teacher Education - Accelerated

10-Month Accelerated Diploma Program



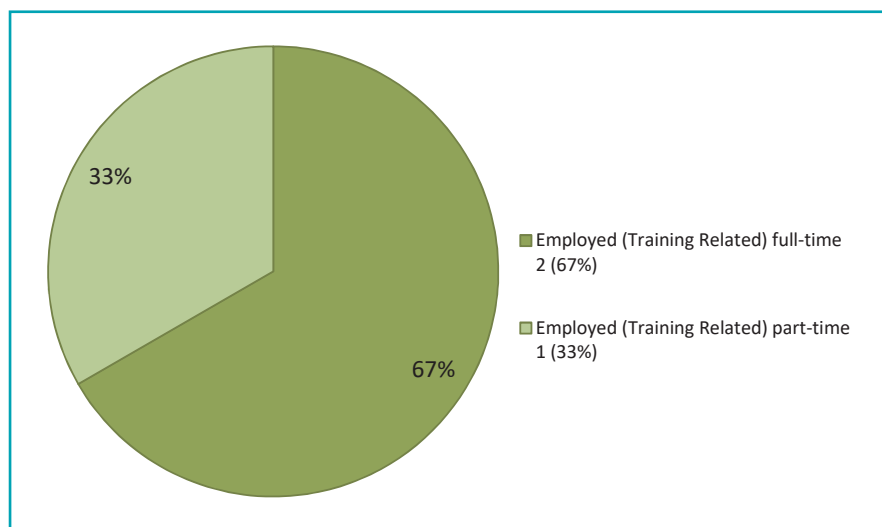
Comparison of 2015-16 graduate cohort ratings with the ratings of the 2015-16 student cohort

The Industrial Arts/Technology teacher Education - Accelerated program is designed for certified teachers holding a Bachelor of Education degree. The program develops the teaching and technical skills required for teaching industrial arts and technology education programs in the public school system.

Emphasis is placed on developing knowledge and skills in manufacturing, power and energy, graphic communications, construction, computer applications, and teaching methodology for industrial arts and technology education.

EMPLOYMENT STATISTICS:

Current Activity of Respondents



Occupations

(full or part-time training related employment)

Industrial Arts Educator
Substitute Teacher
Teacher

Salary (full-time training related employment)

There are no salaries to be reported

Three Year Comparison of Employed Respondents	2013-14	2014-15*	2015-16
Number of Graduates			3
Number of Respondents			3
Number of Employed Respondents			3
Percentage of Employed Respondents			100%
Number of Respondents Employed in Training Related Occupations			3
Percentage of Respondents Employed in Training Related Occupations			100%

*Note: There were no graduates or not enough graduates for surveying.

Technical Vocational Teacher Education

Top Salary: \$70,000

Employed: 67%

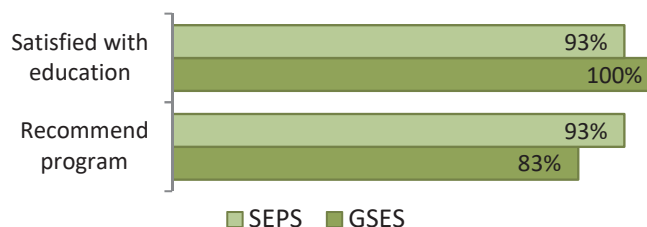
In School: 17%

One-Year Accelerated Diploma Program

This program provides knowledge and skills needed to be certified as a vocational teacher by Manitoba Education. This program makes up the first three years of the five-year Joint RRC/University of Winnipeg Bachelor of Education Degree with a major in vocational education.

Graduates receive a diploma from Red River College and are eligible for a Special Vocational Teaching certificate issued by Manitoba Education and Training. Graduates have found employment in teaching positions in high schools offering vocational industrial programs and in community colleges.

Technical Vocational Teacher Education
Student Evaluation of Program survey (SEPS) /
Graduate Satisfaction & Employment survey (GSES)



Comparison of 2015-16 graduate cohort ratings with the ratings of the 2015-16 student cohort

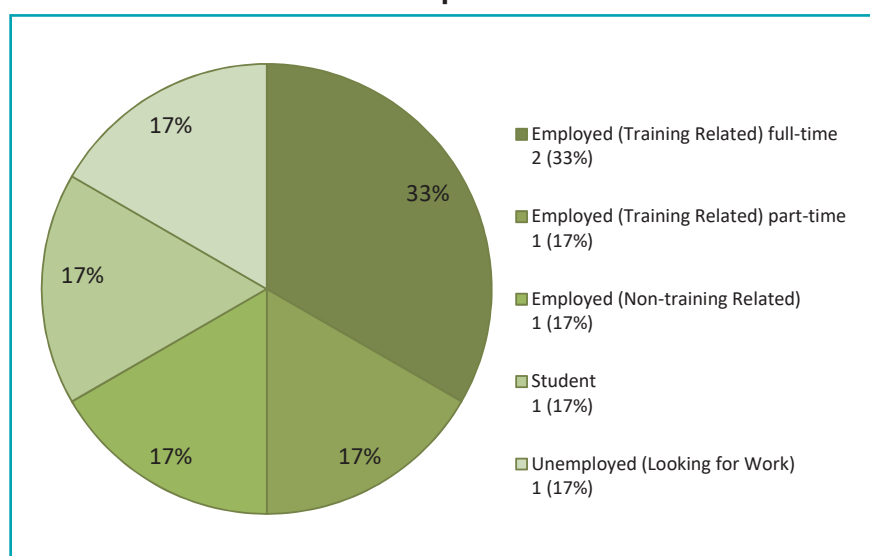
EMPLOYMENT STATISTICS:

Occupations

(full or part-time training related employment)

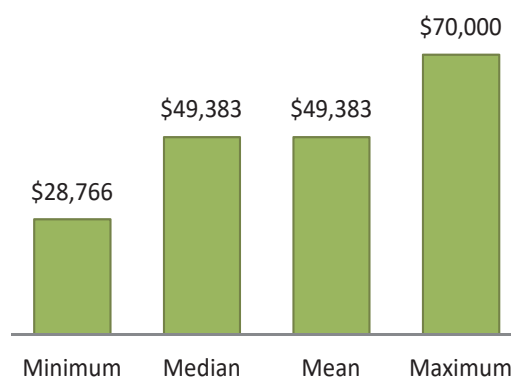
Educational Assistant
Grade Ten Welding Teacher

Current Activity of Respondents



Three Year Comparison of Employed Respondents	2013-14	2014-15	2015-16
Number of Graduates	7	8	8
Number of Respondents	5	7	6
Number of Employed Respondents	3	6	4
Percentage of Employed Respondents	60%	86%	67%
Number of Respondents Employed in Training Related Occupations	2	5	3
Percentage of Respondents Employed in Training Related Occupations	40%	71%	50%

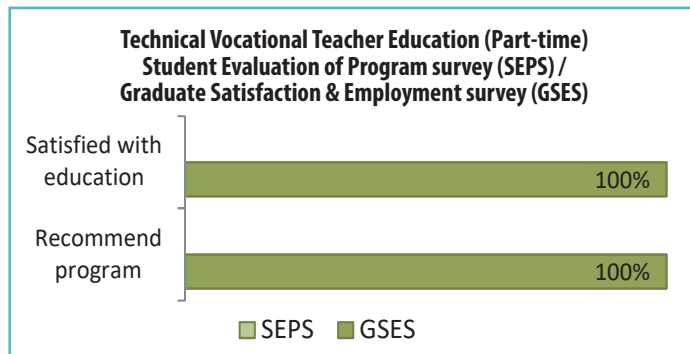
Salary (full-time training related employment)



Top Salary: \$89,000
Employed: 100%

Technical Vocational Teacher Education (Part-time)

Part-Time Accelerated Diploma Program

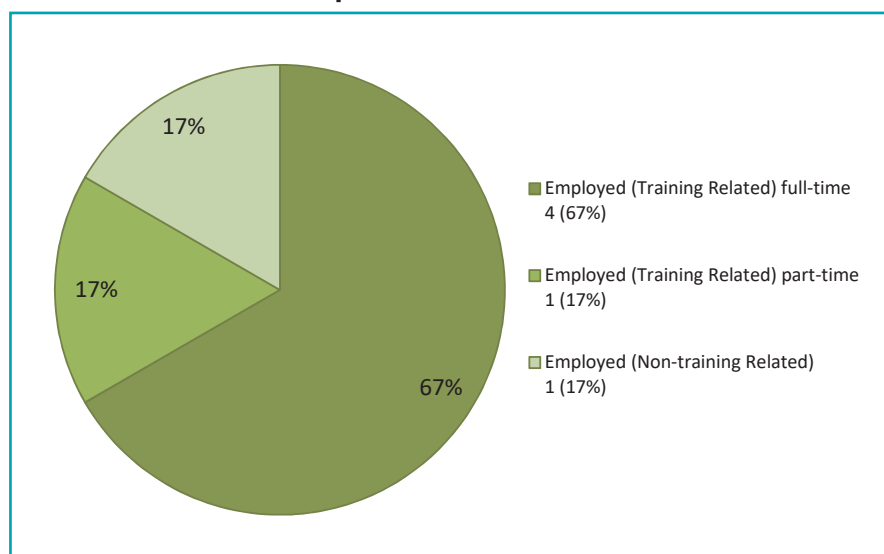


Comparison of 2015-16 graduate cohort ratings with the ratings of the 2015-16 student cohort
*There is no 2015-16 SEPS data for this program.

This program provides students with the knowledge and skills required for Technical Vocational Teacher certification by Manitoba Education. Graduates are eligible for a Special Vocational Industrial Teaching Certificate issued by Manitoba Education and Training, which would allow them to teach in their vocational areas in the secondary schools in Manitoba. Credit can be granted for the first three years of the five-year joint RRC/ University of Winnipeg Bachelor of Education program. Graduates have found employment in high schools offering vocational industrial programs and in community colleges.

EMPLOYMENT STATISTICS:

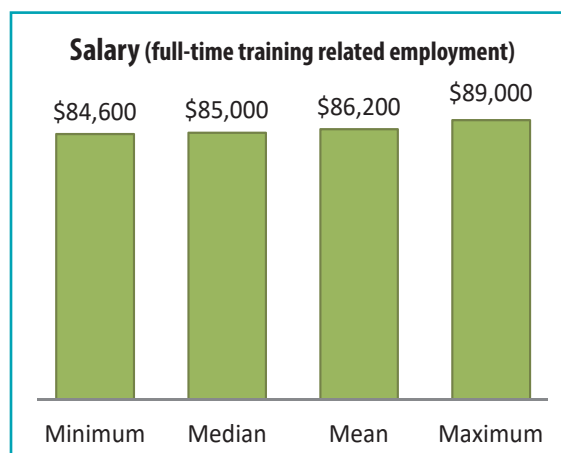
Current Activity of Respondents



Occupations

(full or part-time training related employment)

Culinary Arts Teacher
Industrial Arts Teacher
Teacher Vocational
Vocational Instructor
Vocational Teacher



Three Year Comparison of Employed Respondents	2013-14	2014-15	2015-16
Number of Graduates	16	7	12
Number of Respondents	9	7	6
Number of Employed Respondents	9	7	6
Percentage of Employed Respondents	100%	100%	100%
Number of Respondents Employed in Training Related Occupations	8	7	5
Percentage of Respondents Employed in Training Related Occupations	89%	100%	83%

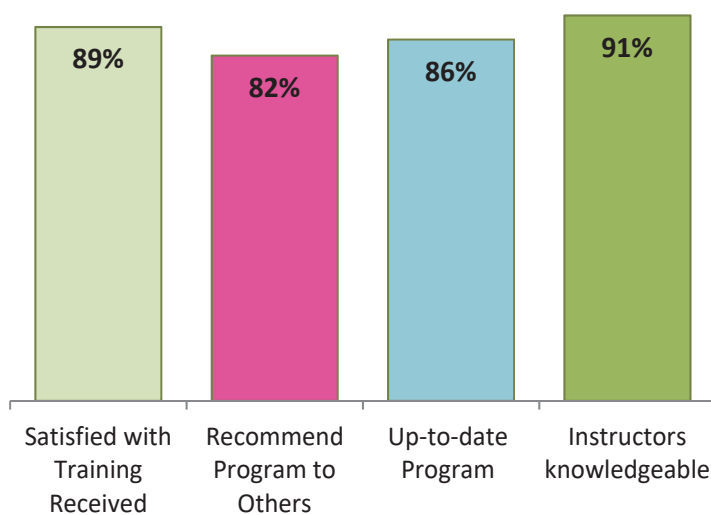
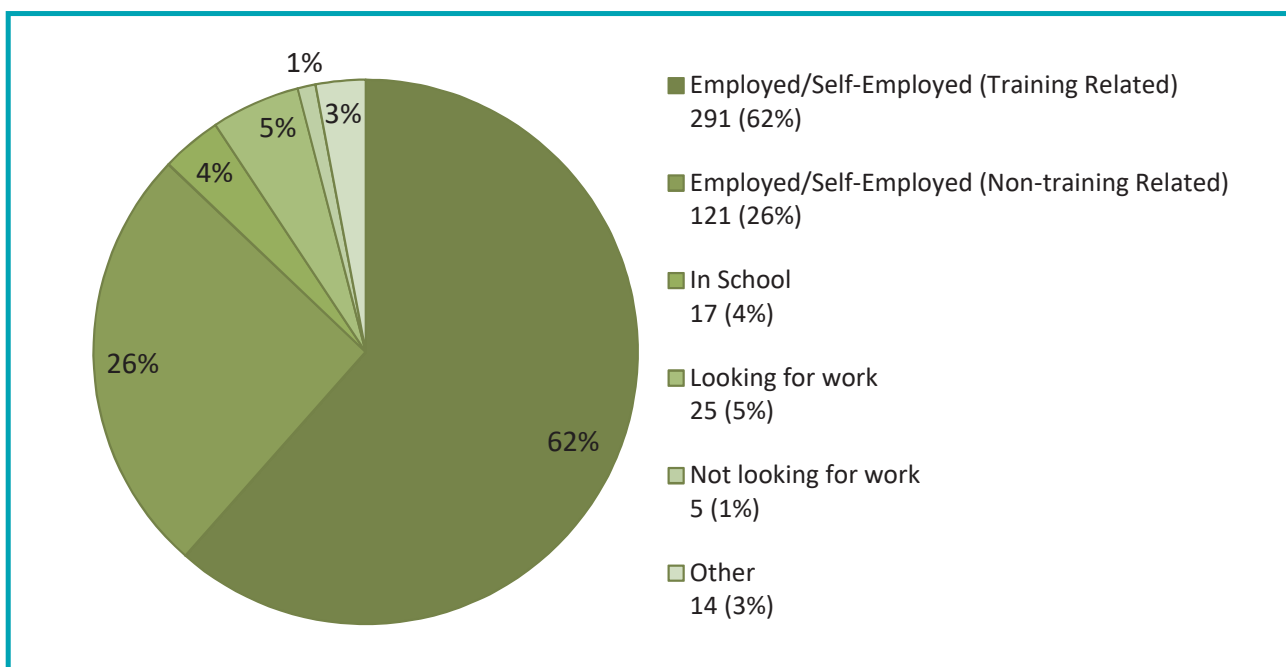
CONTINUING EDUCATION PROGRAMS INCLUDED IN THIS REPORT

Continuing Education Summary	101
Accounting (part-time)	102
Administrative Assistant (full-time).	103
Administrative Assistant (part-time)	104
Applied Counselling (part-time)	105
Building Construction Technician (part-time)	106
Business Administration - Administration (part-time)	107
Business Analyst (part-time)	108
Business and Administration Studies (part-time)	109
Computer and Network Support (part-time)	110
Educational Assistant Certificate (full-time).	111
Educational Assistant Certificate (part-time)	112
Health Care Aide (part-time)	113
Health Services Leadership & Management (part-time)	114
Health Unit Clerk (full-time)	115
Health Unit Clerk (part-time).	116
Human Resource Management (part-time).	117
Industrial Electrical Maintenance (part-time)	118
Industrial Supervision (part-time)	119
Justice and Public Safety (part-time)	120
Legal Assistant (full-time)	121
Library & Information Technology (part-time).	122
Library Training (part-time)	123
Management Development (part-time)	124
Medical Device Reprocessing Technician (full-time)	125
Medical Device Reprocessing Technician (part-time)	126
Occupational Health & Safety (full-time)	127
Occupational Health & Safety (part-time).	128
Power Engineering - 5th Class (full-time)	129
Professional Photography (full-time)	130
Project Management (part-time).	131
Railway Conductor (full-time)	132
Residential Decorating (full-time)	133
Residential Decorating (part-time)	134
Software Development (part-time)	135
Studies in Aboriginal Child Care (part-time)	136
Studies in Special Needs Child Care (part-time).	137
Therapeutic Recreation Facilitator for Older Adults (full-time)	138
Web Site Development (part-time).	139

School of Continuing Education

The School of Continuing Education delivers programs in Applied Arts & Communication; Business & Management; Community Services; Education & Foundation Studies; Health Sciences; Information Technology; and Trades, Transportation, Industrial & Environment. The primary goal of Continuing Education is to provide quality, career-related education and training in a variety of delivery options for job entry, job enhancement or career change. Seven hundred and twelve individuals were surveyed with 473 responding for a 66 percent response rate.

CURRENT ACTIVITY OF RESPONDENTS



According to the survey of 2015-16 graduates, 62 percent of the respondents said they were working in a field related to their training. Another 4 percent were continuing their studies and 5 percent were looking for work. Of the employed and self-employed graduates, 83 percent were employed on a full-time basis. Eighty-nine percent of respondents reported that they were very satisfied or satisfied with the training they received at the College and 82 percent said that they would recommend their Continuing Education program to others. Eighty-six percent strongly agreed or agreed that the program they completed at Red River was up-to-date and 91 percent said that they consider their instructors to be knowledgeable.

Accounting

Continuing Education Part-time Program

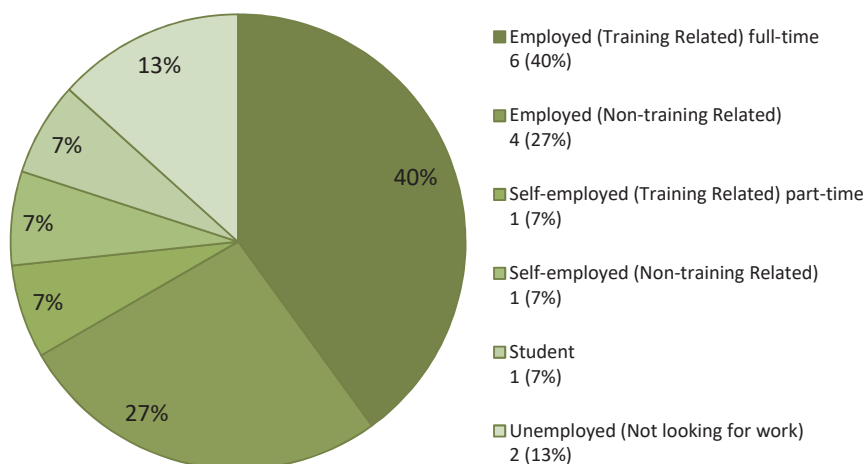
This program prepares students for a wide range of careers in the world of accounting and/or enhances their opportunities for advancement. Graduates are eligible for employment in areas and roles including accounts payable, accounts receivable, financial assistant and office administrators. **Survey Response Rate: 65%**

Satisfaction:

Satisfied with education received:	100%
Recommend program to others:	93%

EMPLOYMENT STATISTICS:

Current Activity of Respondents

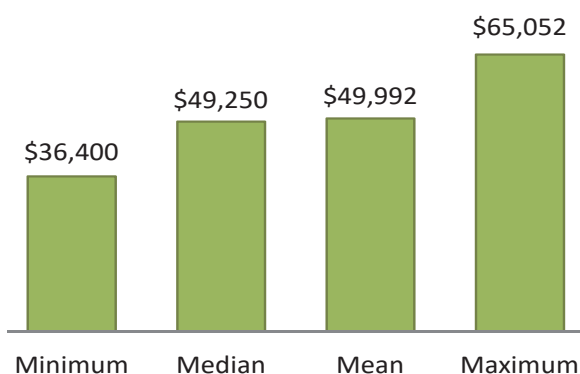


Occupations

(full or part-time training related employment)

Accounting and Payroll Assistant
Accounting Supervisor
Accounts Payable
Casual Accountant
Client Service Administrator
Financial Analyst
General Accountant

Salary (full-time training related employment)



Number of Years to Complete Program:

Years	Number	Percentage
1 - 2	2	13%
2 - 3	3	20%
3 - 4	4	27%
Over 4	6	40%

Benefit to Employment:

(training related employment/self-employment)

Made an upward move	43%
Maintained current position	57%
Received an increase in pay	43%

Administrative Assistant

Continuing Education Full-time Program

Satisfaction:

Satisfied with education received:	96%
Recommend program to others:	96%

This full-time program focuses on the administrative and technical skills needed to meet the demands of the current and emerging office environment.

Graduates have found positions as administrative assistants or office clerks in businesses, private and public corporations, and government departments.

Survey Response Rate: 69%

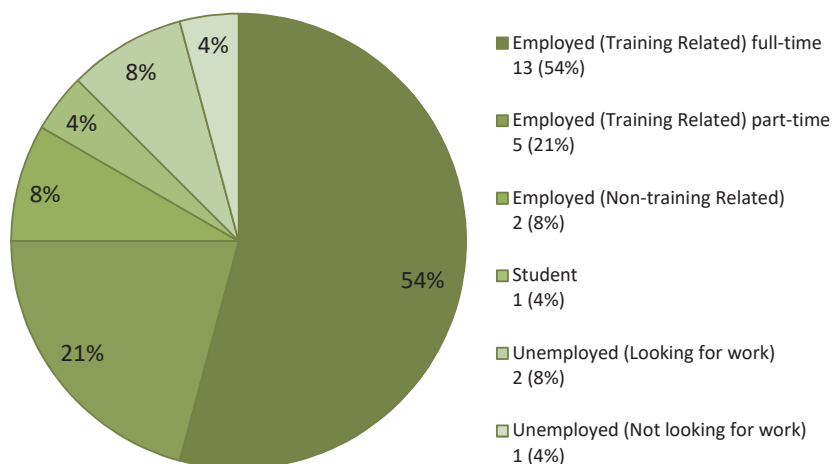
EMPLOYMENT STATISTICS:

Occupations

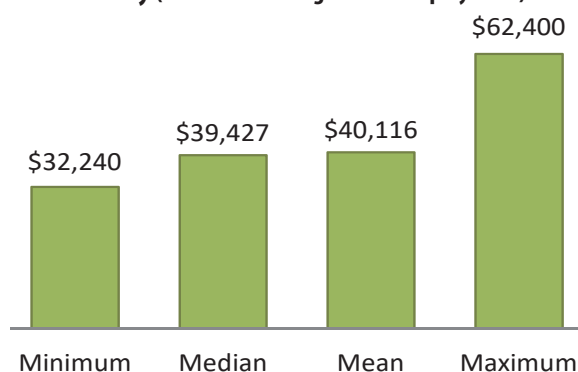
(full or part-time training related employment)

Accounting
Accounting Assistant
Admin Assistant
Administrative Assistant
Administrative Clerk
Bilingual Receptionist
Clerk A/Cashier
Corporate Customer Service Representative
Financial Clerk
Office Assistant
Reception
Senior Cargo Admin

Current Activity of Respondents



Salary (full-time training related employment)



Benefit to Employment:

(training related employment/self-employment)

No Response	6%
Made an upward move	39%
Made a parallel move	33%
Maintained current position	22%

Received an increase in pay	61%
-----------------------------	-----

Number of Years to Complete Program:

Years	Number	Percentage
Less than 1	21	88%
1 - 2	3	13%

Administrative Assistant (Part-time)

Continuing Education Part-time Program

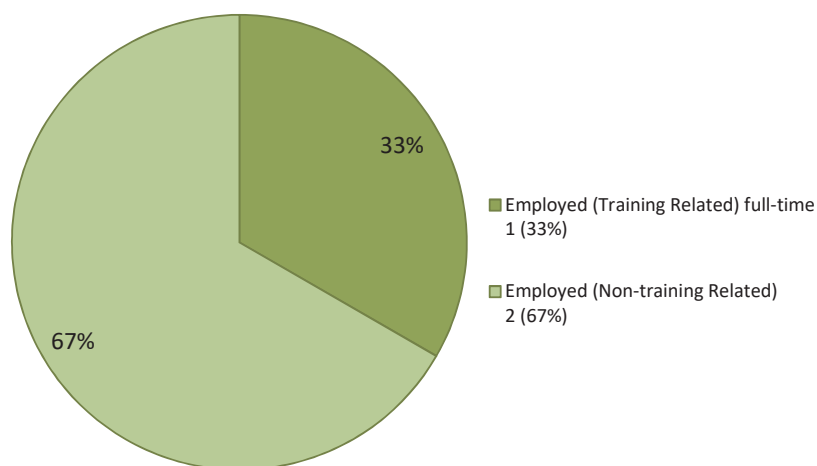
This part-time program focuses on the administrative and technical skills needed to meet the demands of the current and emerging office environment. Graduates have found positions as administrative assistants or office clerks in businesses, private and public corporations, and government departments. **Survey Response Rate: 60%**

Satisfaction:

Satisfied with education received:	100%
Recommend program to others:	100%

EMPLOYMENT STATISTICS:

Current Activity of Respondents



Occupations

(full or part-time training related employment)
Administrative Assistant

Salary (full-time training related employment)

There are no salaries to be reported

Number of Years to Complete Program:

Years	Number	Percentage
1 - 2	1	33%
3 - 4	1	33%
Over 4	1	33%

Benefit to Employment:

(training related employment/self-employment)

Made an upward move	100%
Received an increase in pay	100%

Applied Counselling

Continuing Education Part-time Program

Satisfaction:

Satisfied with education received:	83%
Recommend program to others:	83%

This part-time program provides basic counselling skills for use in working with children, adolescents and families. Skills in cross cultural counselling are developed, and legal/ethical issues studied.

Survey Response Rate: 86%

Note: This program is no longer being offered. Courses may be offered on a limited basis and for a limited time.

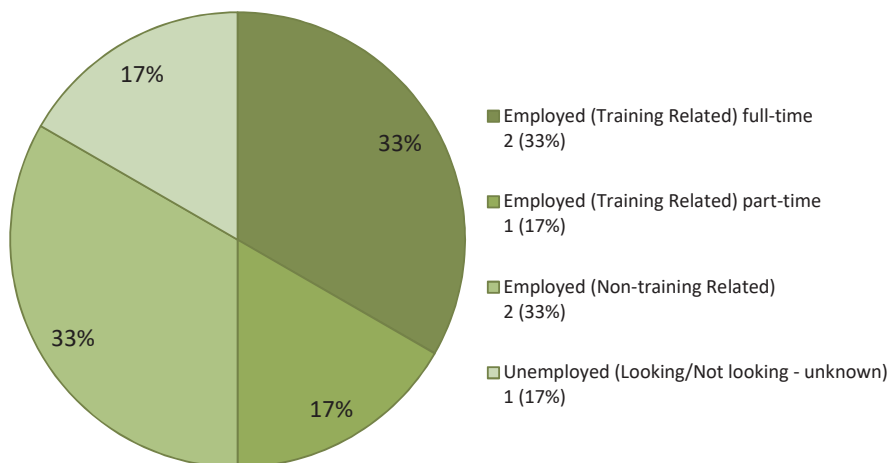
EMPLOYMENT STATISTICS:

Occupations

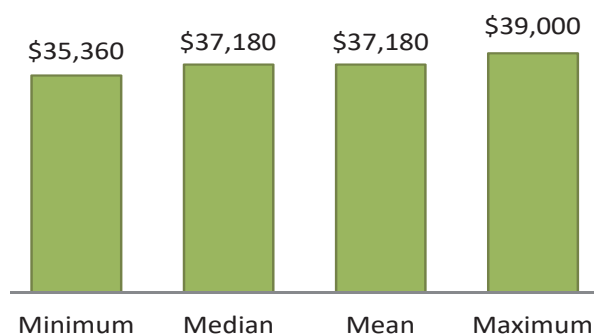
(full or part-time training related employment)

Crisis Worker
Program Facilitator
Program Facilitator /
Program Coordinator

Current Activity of Respondents



Salary (full-time training related employment)



Benefit to Employment:

(training related employment/self-employment)

Made an upward move	67%
Maintained current position	33%
Received an increase in pay	67%

Number of Years to Complete Program:

Years	Number	Percentage
1 - 2	1	17%
2 - 3	1	17%
3-4	1	17%
Over 4	3	50%

Building Construction Technician

Continuing Education Part-time Program

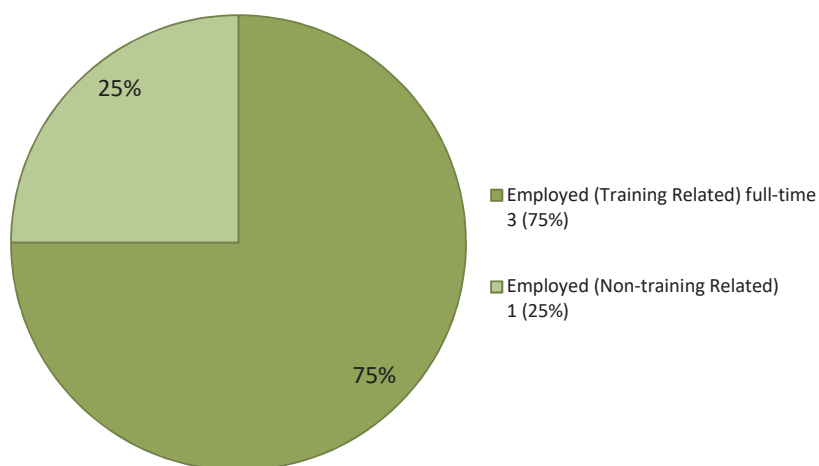
This part-time program provides students with the methods, techniques and supervisory skills required to succeed as a construction supervisor. Graduates have career options such as: Building Construction Technician, Building Construction Manager, or Building Construction Supervisor. **Survey Response Rate: 44%**

Satisfaction:

Satisfied with education received:	100%
Recommend program to others:	100%

EMPLOYMENT STATISTICS:

Current Activity of Respondents

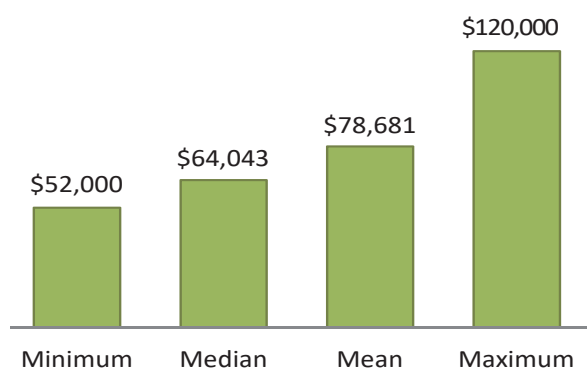


Occupations

(full or part-time training related employment)

Commercial Estimator
Junior Project Manager
Project Manager

Salary (full-time training related employment)



Number of Years to Complete Program:

Years	Number	Percentage
1 - 2	3	75%
2 - 3	1	25%

Benefit to Employment:

(training related employment/self-employment)

Made an upward move	33%
Maintained current position	67%
Received an increase in pay	67%

Business Administration - Administration

Continuing Education Part-time Program

Satisfaction:

Satisfied with education received:	33%
Recommend program to others:	33%

Business Administration provides students with a broad business foundation during the first year of studies. Accounting, Administration, and Marketing majors can be completed on a part-time basis through Continuing Education. **Survey Response Rate: 75%**

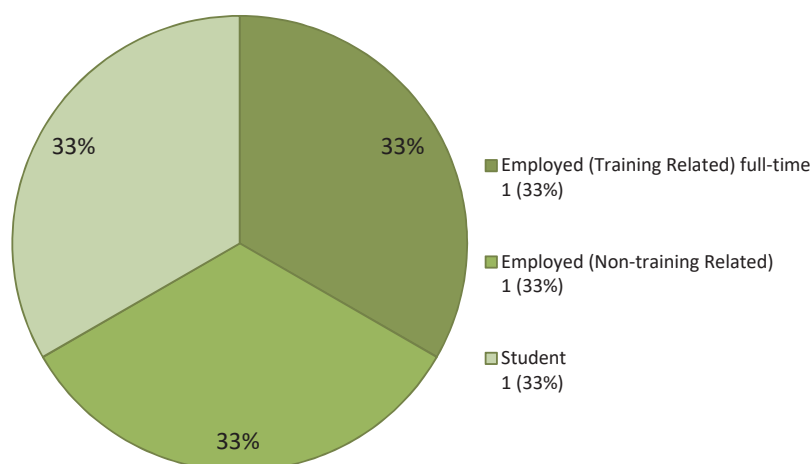
EMPLOYMENT STATISTICS:

Occupations

(full or part-time training related employment)

Junior Accountant

Current Activity of Respondents



Salary (full-time training related employment)

There are no salaries to be reported

Benefit to Employment:

(training related employment/self-employment)

Maintained current position	100%
-----------------------------	------

Number of Years to Complete Program:

Years	Number	Percentage
2 - 3	2	67%
3 - 4	1	33%

Business Analyst

Continuing Education Part-time Program

Students acquire the knowledge and skills to analyze and validate business requirements and to determine how to recommend real solutions to enterprise problems. Graduates of the program have acquired a range of essential skills, including effective communication, analysis and design, research techniques, project management, training implementation, plus evaluation processes and techniques.

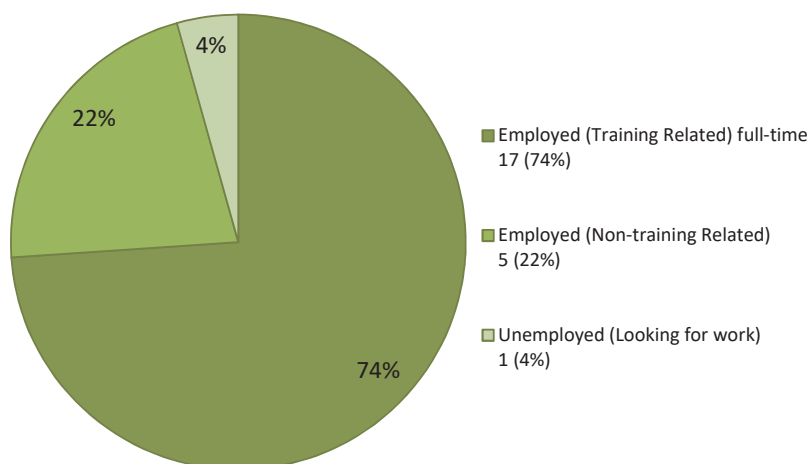
Survey Response Rate: 72%

Satisfaction:

Satisfied with education received:	100%
Recommend program to others:	100%

EMPLOYMENT STATISTICS:

Current Activity of Respondents

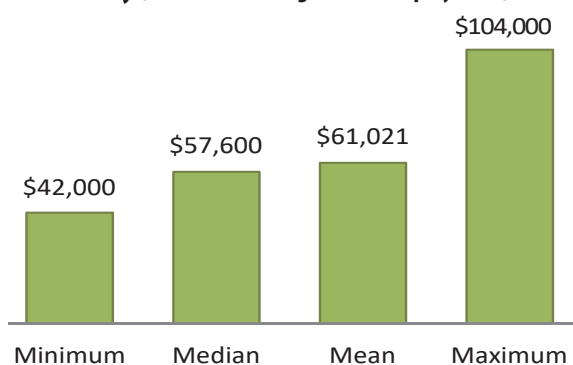


Occupations

(full or part-time training related employment)

Business Analyst
Business Development Analyst
Business/Systems Analyst
Corporate Trainer /
Director and Facilitator
Information System Specialist
Learning Analyst
Marketing Special Projects
Programmer Analyst
Resource Manager
Senior Business Analyst
Software Developer
Systems Analyst

Salary (full-time training related employment)



Number of Years to Complete Program:

Years	Number	Percentage
Less than 1	3	13%
1 - 2	4	17%
2 - 3	10	43%
3 - 4	3	13%
Over 4	3	13%

Benefit to Employment:

(training related employment/self-employment)

Made an upward move	65%
Maintained current position	35%
Received an increase in pay	65%

Business and Administrative Studies

Continuing Education Part-time Program

Satisfaction:

Satisfied with education received:	83%
Recommend program to others:	83%

Students develop a broad understanding of management and administrative functions in business, industry and not-for-profit organizations. This program prepares students for a variety of careers in business and management and expands their knowledge base and develops fundamental skills needed for supervising, communicating and managing.

Survey Response Rate: 75%

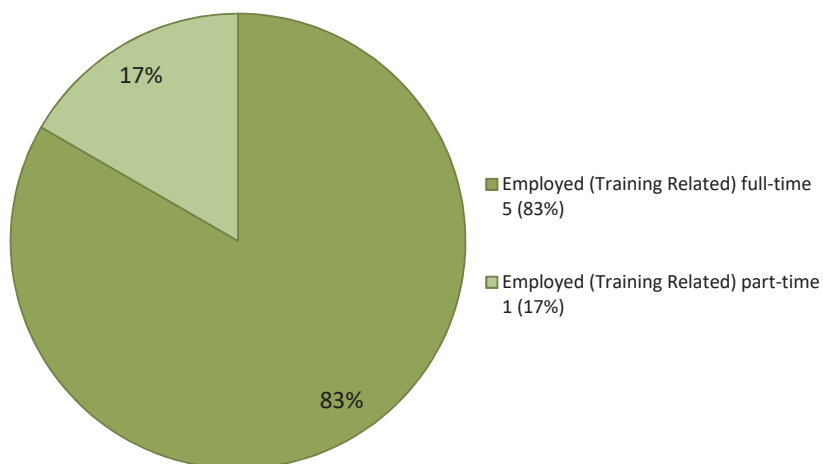
EMPLOYMENT STATISTICS:

Occupations

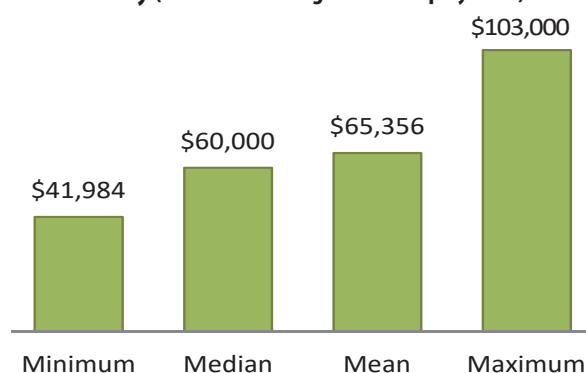
(full or part-time training related employment)

Admin Assistant
Client Representative
Commercial Account Manager -
Financial Institution
Journey Carpenter
Postmaster

Current Activity of Respondents



Salary (full-time training related employment)



Benefit to Employment:

(training related employment/self-employment)

Made an upward move	33%
Maintained current position	67%
Received an increase in pay	17%

Number of Years to Complete Program:

Years	Number	Percentage
No Response	1	17%
1 - 2	1	17%
Over 4	4	67%

Computer and Network Support

Continuing Education Part-time Program

This program provides the skills needed to succeed as a computer and network support specialist by enhancing students' knowledge of computer hardware, networks, servers, and operating systems.

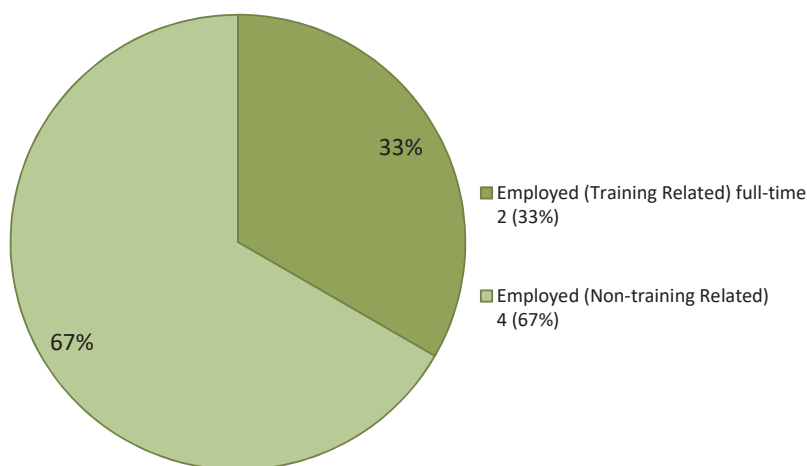
Students learn how to set up, maintain, manage and troubleshoot computer systems using industry standards. **Survey Response Rate: 75%**

Satisfaction:

Satisfied with education received:	100%
Recommend program to others:	83%

EMPLOYMENT STATISTICS:

Current Activity of Respondents

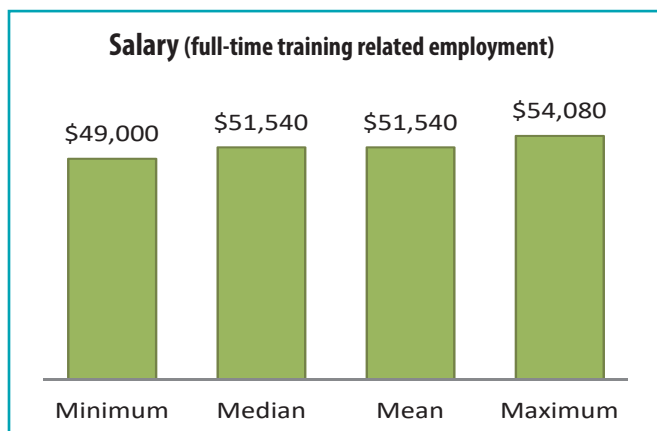


Occupations

(full or part-time training related employment)

Network Support
Technical Analyst

Salary (full-time training related employment)



Number of Years to Complete Program:

Years	Number	Percentage
1 - 2	2	33%
2 - 3	2	33%
Over 4	2	33%

Benefit to Employment:

(training related employment/self-employment)

Made an upward move	100%
Received an increase in pay	50%

Educational Assistant Certificate

Continuing Education Full-time Program

Satisfaction:

Satisfied with education received:	91%
Recommend program to others:	97%

Graduates of this program are prepared for a career working with students in an educational setting to support the work of the teachers and clinicians. Educational Assistant graduates may find a range of entry-level employment opportunities in educational settings. **Survey Response Rate: 50%**

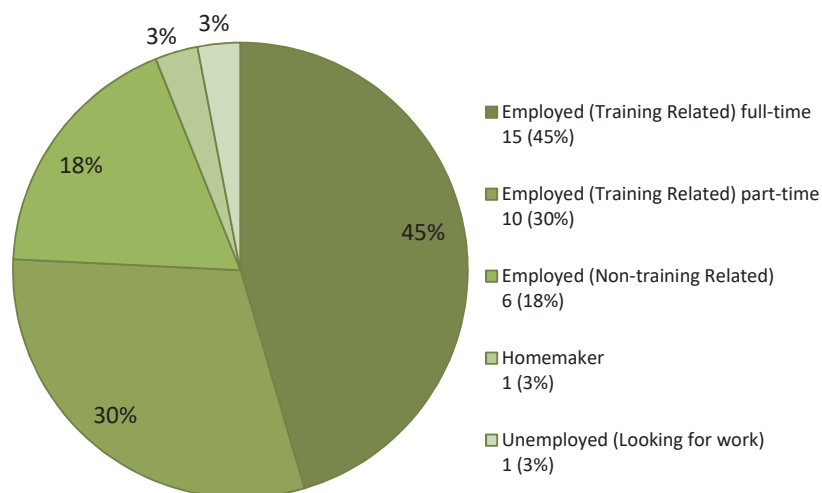
EMPLOYMENT STATISTICS:

Occupations

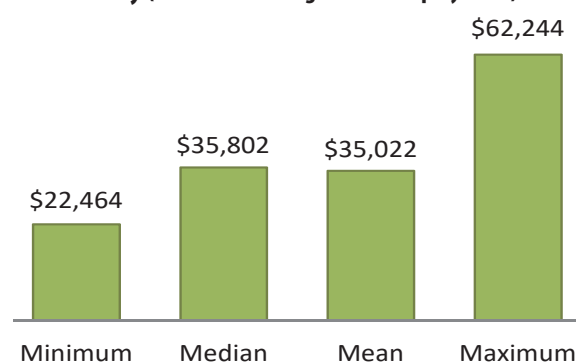
(full or part-time training related employment)

Child Care Assistant
Educational Assistant
Educational Assistant & Crossing Guard
Educational Assistant (Substitute)
Educational Assistant and Speech
Substitute Educational Assistant

Current Activity of Respondents



Salary (full-time training related employment)



Benefit to Employment:

(training related employment/self-employment)

Made an upward move	72%
Made a parallel move	4%
Maintained current position	24%

Received an increase in pay	84%
-----------------------------	-----

Number of Years to Complete Program:

Years	Number	Percentage
Less than 1	32	97%
1 - 2	1	3%

Educational Assistant Certificate (Part-time)

Continuing Education Part-time Program

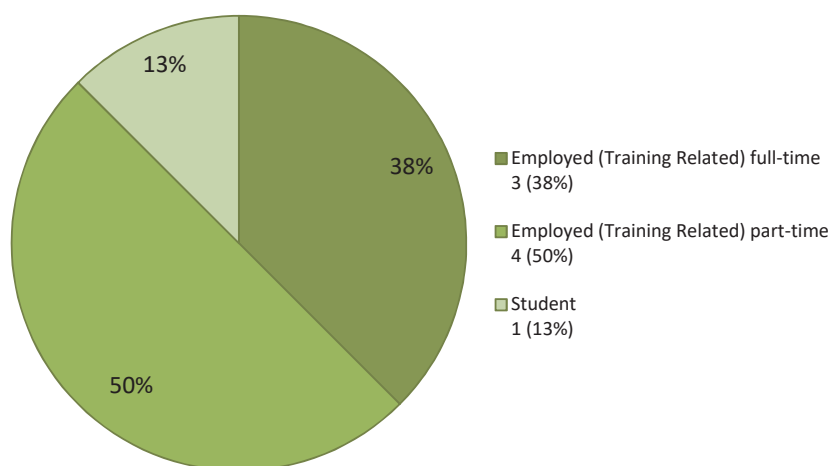
Graduates of this program are prepared for a career working with students in an educational setting to support the work of the teachers and clinicians. Educational Assistant graduates may find a range of entry-level employment opportunities in educational settings. **Survey Response Rate: 67%**

Satisfaction:

Satisfied with education received:	100%
Recommend program to others:	88%

EMPLOYMENT STATISTICS:

Current Activity of Respondents

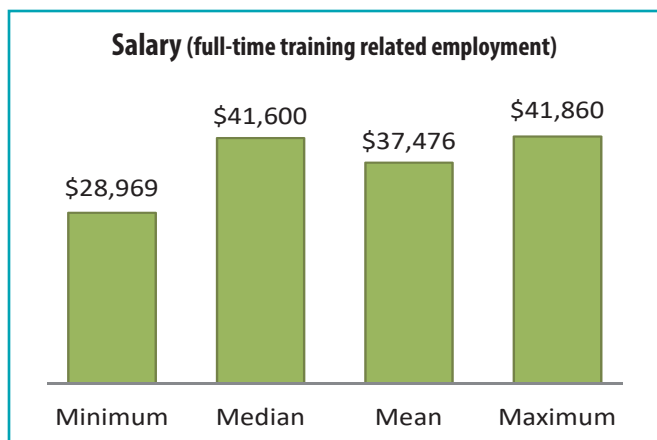


Occupations

(full or part-time training related employment)

Educational Assistant
 Special Needs Educational Assistant
 Substitute Educational Assistant
 (regular and special needs)

Salary (full-time training related employment)



Number of Years to Complete Program:

Years	Number	Percentage
1 - 2	5	63%
2 - 3	3	38%

Benefit to Employment:

(training related employment/self-employment)

Made an upward move	57%
Made a parallel move	29%
Maintained current position	14%

Received an increase in pay	86%
-----------------------------	-----

Health Care Aide

Continuing Education Part-time Program

Satisfaction:

Satisfied with education received:	91%
Recommend program to others:	73%

This program provides students with the knowledge and skills to become a health care worker who, under supervision, assists clients in hospitals, personal care homes, long-term care facilities or home care settings to meet their physical, emotional and social needs.

Survey Response Rate: 100%

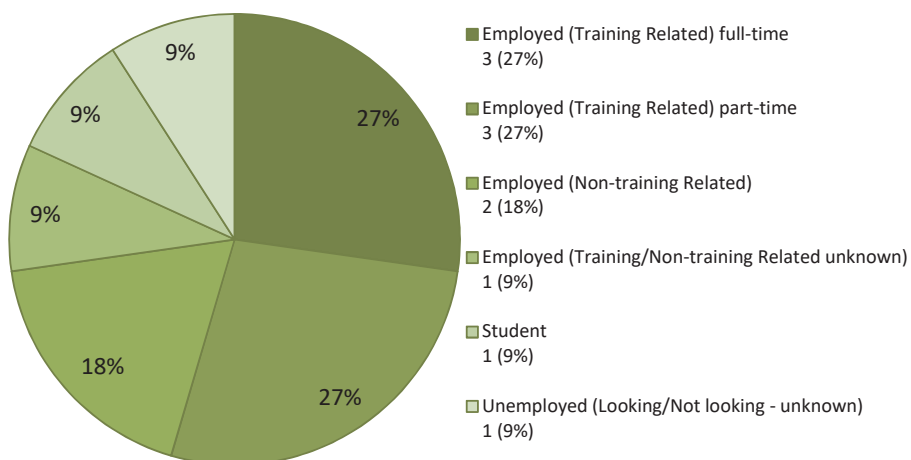
EMPLOYMENT STATISTICS:

Occupations

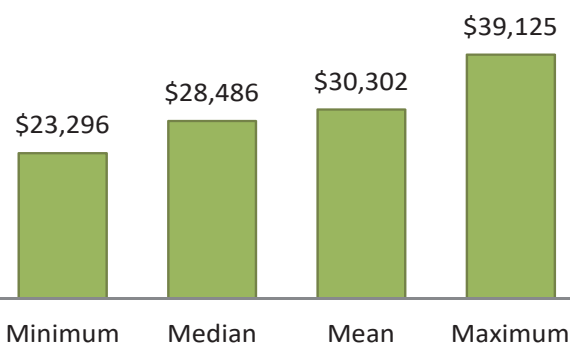
(full or part-time training related employment)

Health Care Aide
Home Care Attendant

Current Activity of Respondents



Salary (full-time training related employment)



Benefit to Employment:

(training related employment/self-employment)

Made an upward move	67%
Made a parallel move	17%
Maintained current position	17%

Received an increase in pay	67%
-----------------------------	-----

Number of Years to Complete Program:

Years	Number	Percentage
Less than 1	5	45%
1 - 2	5	45%
2 - 3	1	9%

Health Services Leadership & Management

Continuing Education Part-time Program

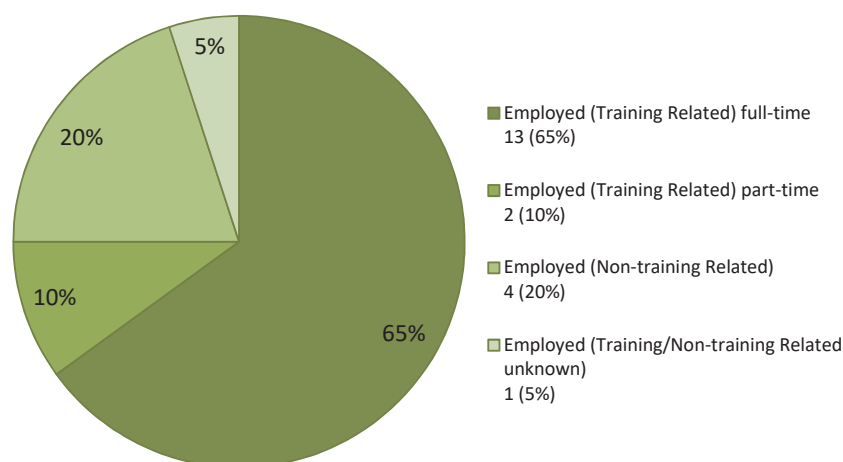
This program is intended for individuals who are employed in health services and who want to develop their leadership and management skills. It was developed in collaboration with the Manitoba Chapter of the Canadian College of Health Leaders (CCHL) and is based on the CCHL's Certified Health Executive competencies. **Survey Response Rate: 83%**

Satisfaction:

Satisfied with education received:	95%
Recommend program to others:	95%

EMPLOYMENT STATISTICS:

Current Activity of Respondents

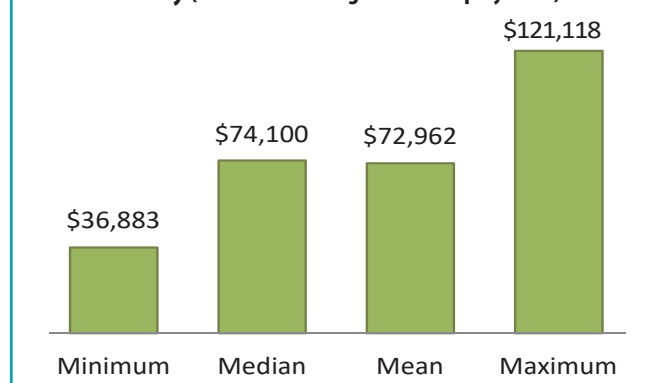


Occupations

(full or part-time training related employment)

Administrative Assistant
 Charge Technologist
 Clinical Nurse Manager
 Coordinator Health Promoter
 Director
 ESP Administrator (HRIS Database Administrator)
 Human Resources Information System (HRIS) Administrator / Scheduling Manager
 Laboratory Charge Technologist
 LIS Application Specialty
 Nursing Manager
 Occupation Health Services Manager
 Patient Registration
 Pharmacy Assistant
 Physiotherapist

Salary (full-time training related employment)



Number of Years to Complete Program:

Years	Number	Percentage
No Response	1	5%
2 - 3	9	45%
3 - 4	8	40%
Over 4	2	10%

Benefit to Employment:

(training related employment/self-employment)

Made an upward move	7%
Made a parallel move	7%
Maintained current position	87%
Received an increase in pay	13%

Health Unit Clerk

Continuing Education Full-time Program

Satisfaction:

Satisfied with education received:	100%
Recommend program to others:	100%

Students of this full-time program acquire the knowledge, and skills required to function as part of the health care team. They learn the roles and responsibilities of a Health Unit Clerk including maintaining patient and unit records, processing physician orders, diagnostic and laboratory orders and managing unit supplies.

Survey Response Rate: 50%

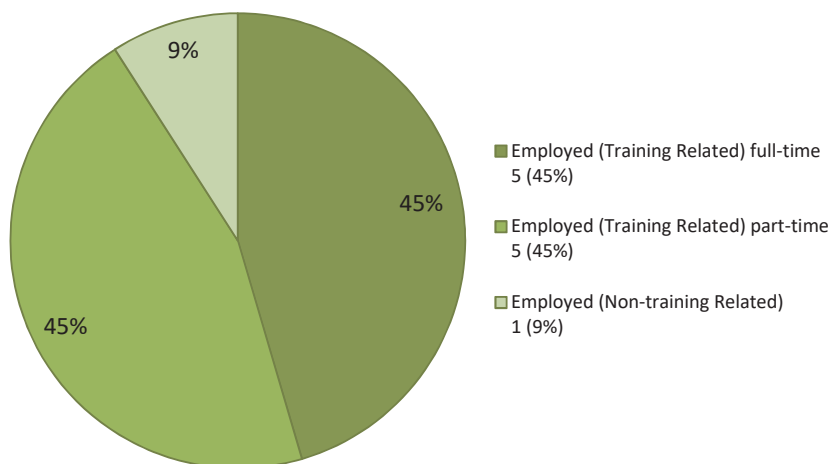
EMPLOYMENT STATISTICS:

Occupations

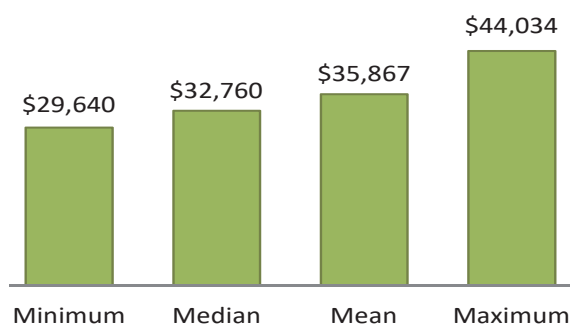
(full or part-time training related employment)

Communication Clerk
Diagnostic Imaging Unit Assistant
Emergency Work Clerk
Health Unit Clerk
Nursing Attendant
Unit Clerk
Ward Clerk

Current Activity of Respondents



Salary (full-time training related employment)



Benefit to Employment:

(training related employment/self-employment)

Made an upward move	50%
Made a parallel move	30%
Maintained current position	20%

Received an increase in pay	50%
-----------------------------	-----

Number of Years to Complete Program:

Years	Number	Percentage
Less than 1	11	100%

Health Unit Clerk (Part-time)

Continuing Education Part-time Program

Students of this part-time program acquire the knowledge, and skills required to function as part of the health care team. They learn the roles and responsibilities of a Health Unit Clerk including maintaining patient and unit records, processing physician orders, diagnostic and laboratory orders and managing unit supplies.

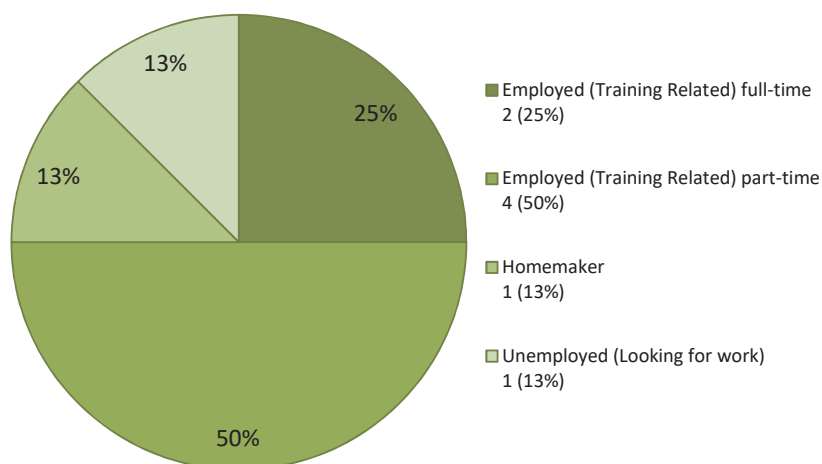
Survey Response Rate: 67%

Satisfaction:

Satisfied with education received:	75%
Recommend program to others:	88%

EMPLOYMENT STATISTICS:

Current Activity of Respondents

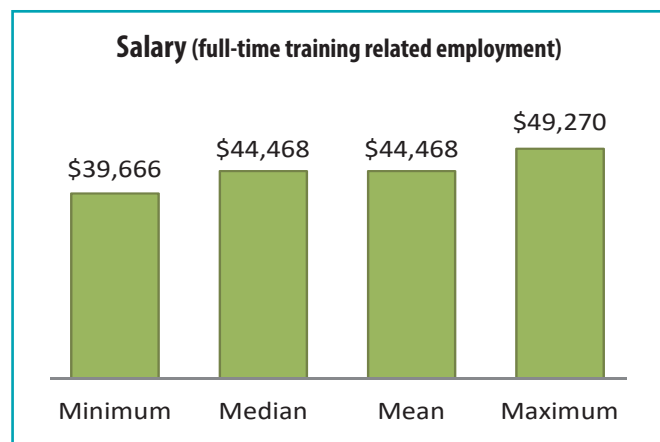


Occupations

(full or part-time training related employment)

Communication Clerk
Health Information Clerk
Medical Unit Clerk
Nursing Assistant
Unit Assistant
Unit Clerk

Salary (full-time training related employment)



Number of Years to Complete Program:

Years	Number	Percentage
Less than 1	2	25%
1 - 2	3	38%
2 - 3	3	38%

Benefit to Employment:

(training related employment/self-employment)

Made an upward move	50%
Made a parallel move	50%
Received an increase in pay	17%

Human Resource Management

Continuing Education Part-time Program

Satisfaction:

Satisfied with education received:	95%
Recommend program to others:	88%

Students learn the fundamental components of an HR program, including staffing, recruitment, selection, compensation, training and development. This program provides an educational foundation for professional HRM designations, such as the Certified Human Resource Professionals and International Personnel Management Association of Canada certifications.

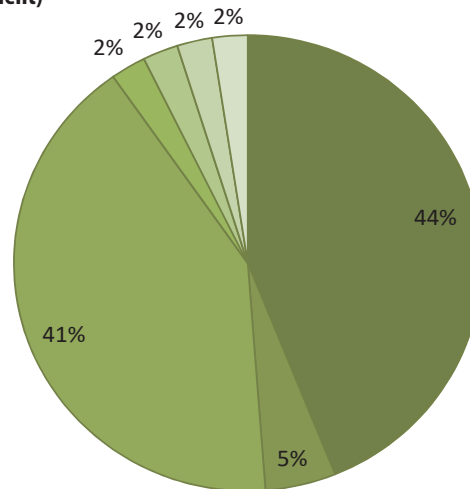
Survey Response Rate: 55%

EMPLOYMENT STATISTICS:

Occupations

(full or part-time training related employment)

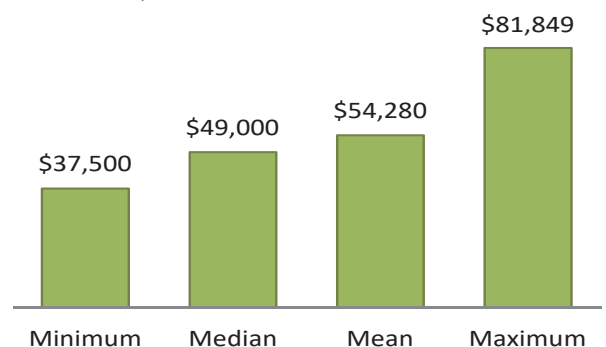
Adult Learning Facilitator
 Billings Clerk
 Coordinator of Human Resources and Payroll
 District Manager
 Family Services Supervisor
 Guest Service Manager
 Human Resource Consultant
 Human Resources Assistant
 Human Resources Coordinator
 Operations Supervisor
 Payroll/Records Clerk
 Recreation Technician 'E'
 Recruitment Officer
 Resource Coordinator
 Resource Teacher/Coordinator
 Retail Management & Talent Developer
 Transit Supervisor



Current Activity of Respondents

Employed (Training Related) full-time	18 (44%)
Employed (Training Related) part-time	2 (5%)
Employed (Non-training Related)	17 (41%)
Employed (Training/Non-training Related unknown)	1 (2%)
Student	1 (2%)
Homemaker	1 (2%)
Unemployed (Looking/Not looking - unknown)	1 (2%)

Salary (full-time training related employment)



Benefit to Employment:

(training related employment/self-employment)

No Response	5%
Made an upward move	50%
Made a parallel move	10%
Maintained current position	35%

Received an increase in pay	45%
-----------------------------	-----

Number of Years to Complete Program:

Years	Number	Percentage
No Response	1	2%
Less than 1	2	5%
1 - 2	9	22%
2 - 3	17	41%
3 - 4	10	24%
Over 4	2	5%

Industrial Electrical Maintenance

Continuing Education Part-time Program

Students in this program acquire the knowledge and skills for electrical theory and practical applications. Graduates have learned how to maintain and troubleshoot control equipment used in manufacturing processes safely and effectively to improve productivity and performance.

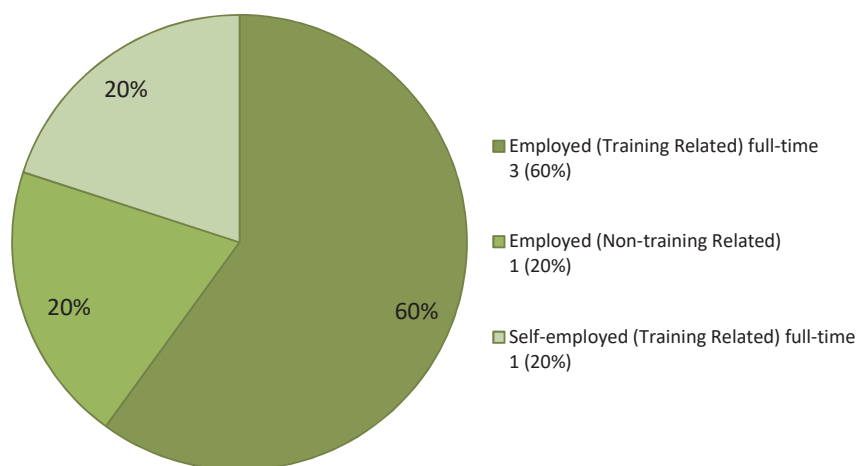
Survey Response Rate: 71%

Satisfaction:

Satisfied with education received:	100%
Recommend program to others:	100%

EMPLOYMENT STATISTICS:

Current Activity of Respondents

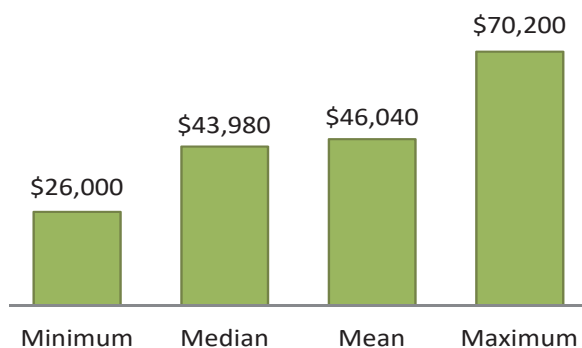


Occupations

(full or part-time training related employment)

General Manager
Industrial Mechanic
IT Support
Process Technician

Salary (full-time training related employment)



Number of Years to Complete Program:

Years	Number	Percentage
1 - 2	4	80%
2 - 3	1	20%

Benefit to Employment:

(training related employment/self-employment)

No Response	25%
Made an upward move	25%
Maintained current position	50%

Received an increase in pay	50%
-----------------------------	-----

Industrial Supervision

Continuing Education Part-time Program

Satisfaction:

Satisfied with education received:	60%
Recommend program to others:	60%

This program focuses on the principles of organizational management to prepare students for a leadership role in an industrial setting.

It is designed to improve students' business, technical and interpersonal communications skills.

Survey Response Rate: 100%

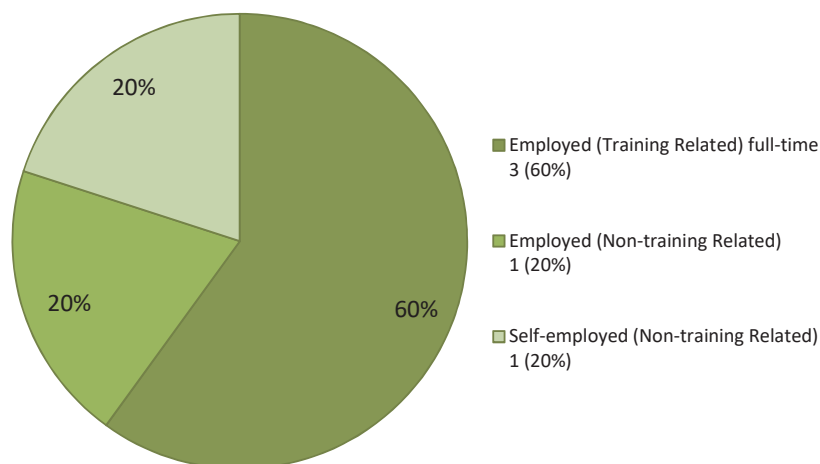
EMPLOYMENT STATISTICS:

Occupations

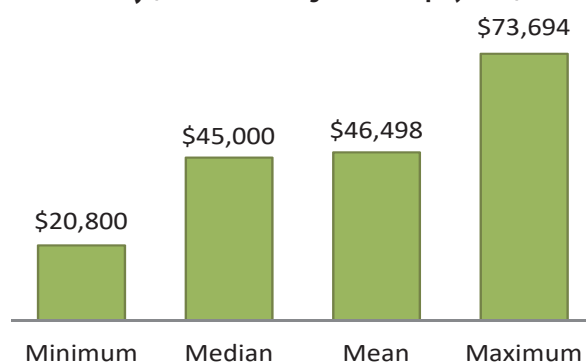
(full or part-time training related employment)

Journeyman Carpenter
Mechanic
Safety Coordinator

Current Activity of Respondents



Salary (full-time training related employment)



Benefit to Employment:

(training related employment/self-employment)

Made a parallel move	67%
Maintained current position	33%

Number of Years to Complete Program:

Years	Number	Percentage
No Response	1	20%
1 - 2	1	20%
3 - 4	1	20%
Over 4	2	40%

Justice and Public Safety

Continuing Education Part-time Program

This program provides students with the knowledge base required for a successful career in the criminal justice system. The program explores a wide range of issues including Aboriginal cultures, treatment and intervention strategies, plus policing in the 21st century.

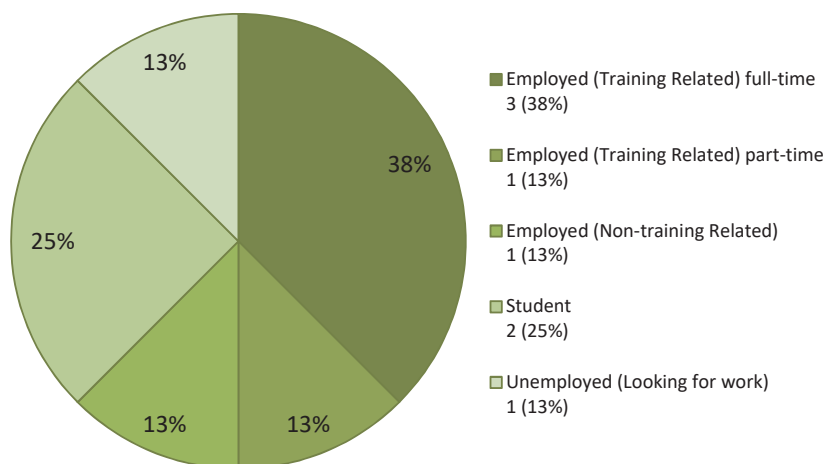
Survey Response Rate: 62%

Satisfaction:

Satisfied with education received:	88%
Recommend program to others:	88%

EMPLOYMENT STATISTICS:

Current Activity of Respondents

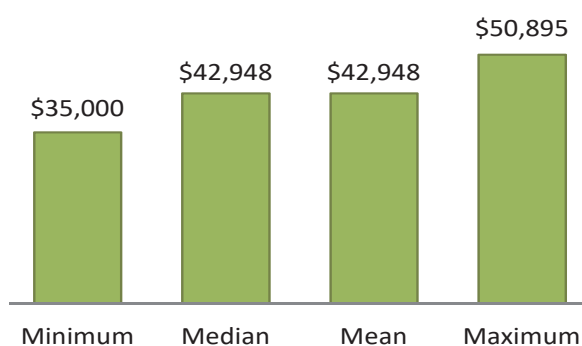


Occupations

(full or part-time training related employment)

Basic Military CFB
Inclusion Support Worker
Peace Officer

Salary (full-time training related employment)



Number of Years to Complete Program:

Years	Number	Percentage
1 - 2	2	25%
2 - 3	4	50%
3 - 4	1	13%
Over 4	1	13%

Benefit to Employment:

(training related employment/self-employment)

Made an upward move	25%
Made a parallel move	25%
Maintained current position	50%
Received an increase in pay	50%

Legal Assistant

Continuing Education Full-time Program

Satisfaction:

Satisfied with education received:	89%
Recommend program to others:	78%

This program prepares students to succeed in a supporting role as part of a law firm or legal department. Students learn to prepare legal documentation for real estate, civil litigation, wills and estates, domestic and family law, business, and appeals.

Survey Response Rate: 50%

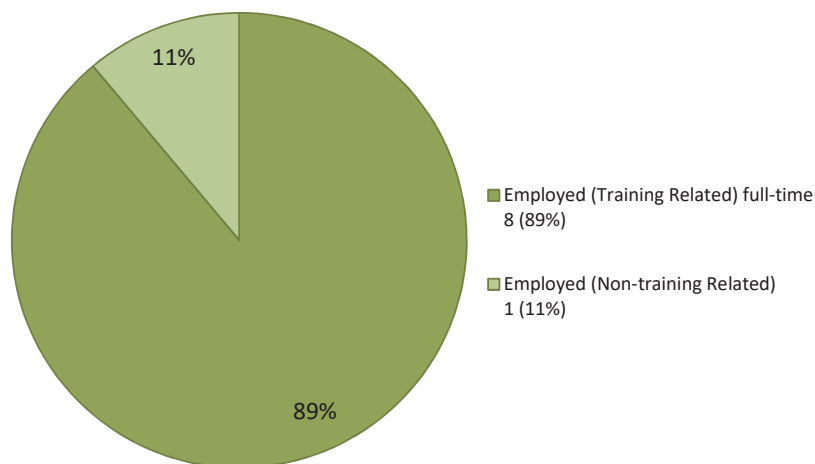
EMPLOYMENT STATISTICS:

Occupations

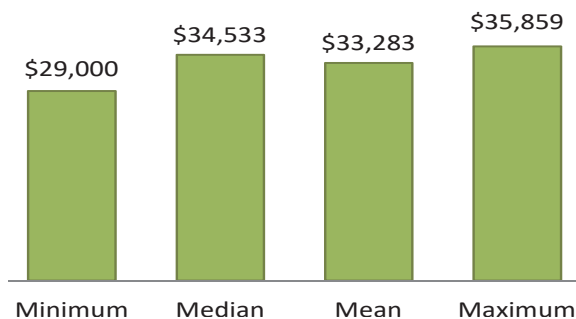
(full or part-time training related employment)

Clerk
Court Clerk
Intake Assistant
Legal Assistant

Current Activity of Respondents



Salary (full-time training related employment)



Benefit to Employment:

(training related employment/self-employment)

Made an upward move	88%
Maintained current position	13%
Received an increase in pay	63%

Number of Years to Complete Program:

Years	Number	Percentage
Less than 1	6	67%
1 - 2	3	33%

Library & Information Technology

Continuing Education Part-time Program

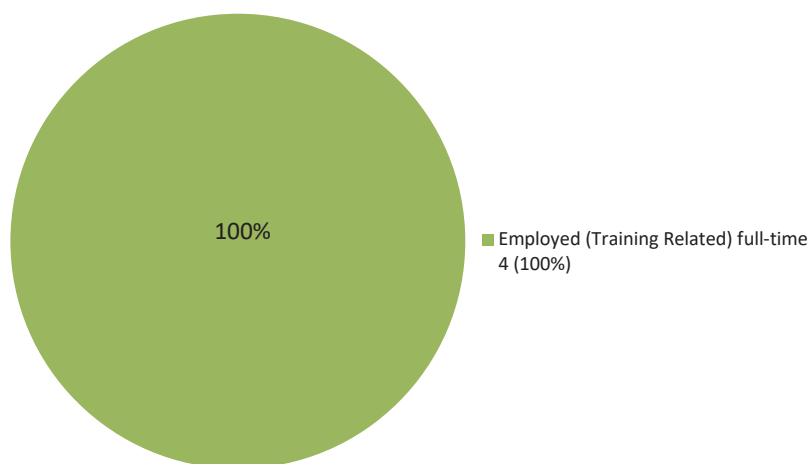
Students obtain the public service and technical skills required to become a productive employee in a library and related environments. Students learn the fundamentals of both manual and automated systems for acquiring, organizing and disseminating information in a variety of formats. **Survey Response Rate: 80%**

Satisfaction:

Satisfied with education received:	75%
Recommend program to others:	50%

EMPLOYMENT STATISTICS:

Current Activity of Respondents

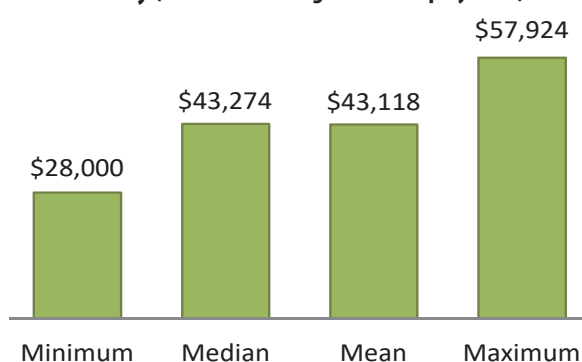


Occupations

(full or part-time training related employment)

Library Assistant, Acquisitions
Library Clerk
Library Technician

Salary (full-time training related employment)



Number of Years to Complete Program:

Years	Number	Percentage
Over 4	4	100%

Benefit to Employment:

(training related employment/self-employment)

Maintained current position	100%
Received an increase in pay	50%

Library Training

Continuing Education Part-time Program

Satisfaction:

Satisfied with education received:	100%
Recommend program to others:	100%

This program provides the knowledge and basic skills for staff in school and public libraries. This program helps clerical staff in school and public libraries acquire the necessary knowledge and skills to fulfill library duties. **Survey Response Rate: 86%**

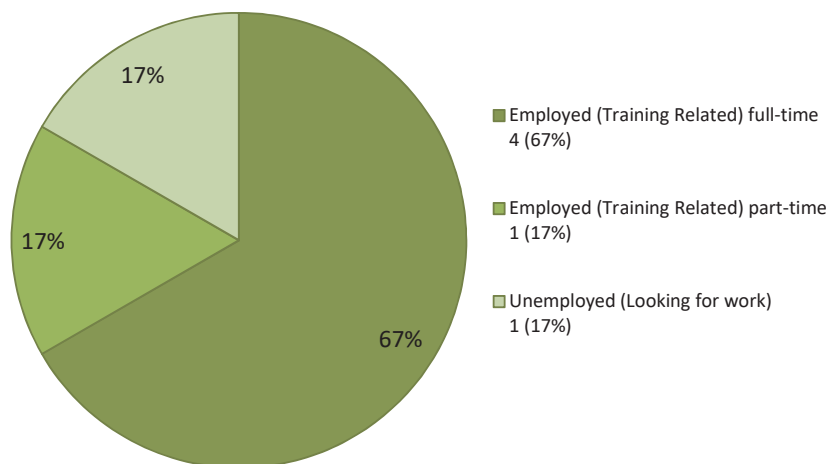
EMPLOYMENT STATISTICS:

Occupations

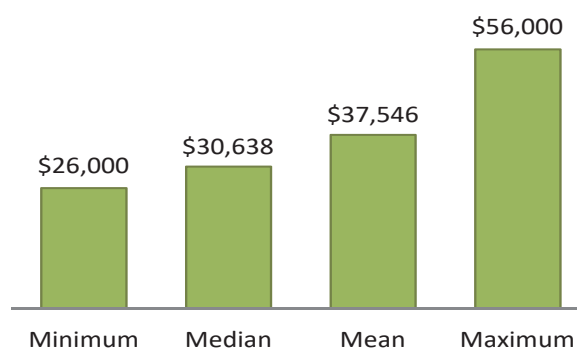
(full or part-time training related employment)

Librarian
Library Admin
Library Assistant
Library Technician

Current Activity of Respondents



Salary (full-time training related employment)



Benefit to Employment:

(training related employment/self-employment)

Made an upward move	40%
Maintained current position	60%
Received an increase in pay	40%

Number of Years to Complete Program:

Years	Number	Percentage
1 - 2	2	33%
2 - 3	2	33%
3 - 4	1	17%
Over 4	1	17%

Management Development

Continuing Education Part-time Program

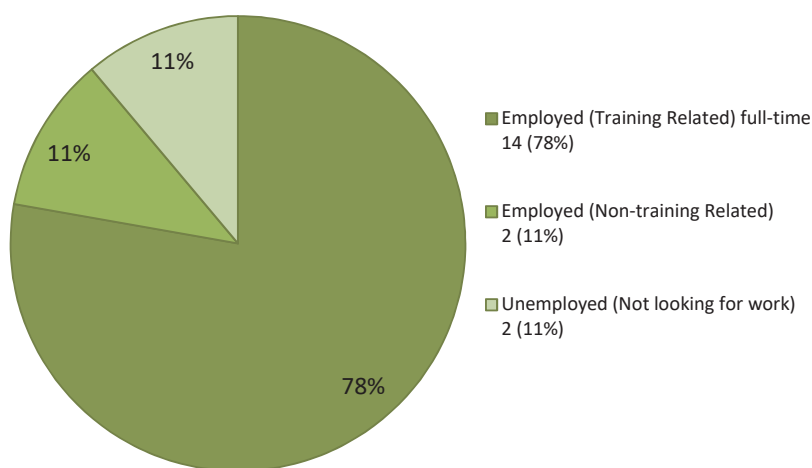
This program covers a wide range of management-related disciplines including communications, leadership, organizational behaviour and ethics. Graduates will have the training to be employed in management positions. Opportunities also exist in fields such as human resources, product management, and in the public and private sectors. **Survey Response Rate: 64%**

Satisfaction:

Satisfied with education received:	100%
Recommend program to others:	94%

EMPLOYMENT STATISTICS:

Current Activity of Respondents

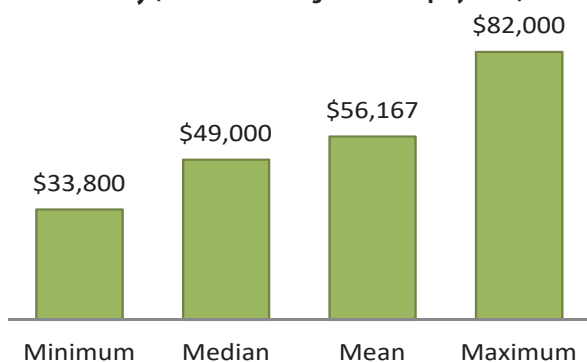


Occupations

(full or part-time training related employment)

Administrative Manager
 Admissions Officer
 Business Apps Specialist
 Executive Assistant
 Financial Planner
 Frontline Leader -
 Building / Property Management
 HR Assistant
 Human Resources Officer
 Information Technology Operator
 Program Manager
 Recruitment Officer
 Technical Communications Officer
 Technical / Project Manager

Salary (full-time training related employment)



Number of Years to Complete Program:

Years	Number	Percentage
No Response	1	6%
Less than 1	3	17%
1 - 2	7	39%
2 - 3	5	28%
3 - 4	1	6%
Over 4	1	6%

Benefit to Employment:

(training related employment/self-employment)

Made an upward move	50%
Made a parallel move	21%
Maintained current position	29%
Received an increase in pay	50%

Medical Device Reprocessing Technician

Continuing Education Full-time Program

Satisfaction:

Satisfied with education received:	80%
Recommend program to others:	60%

This full-time program provides the knowledge and technical skills required for a career as a Medical Device Reprocessing Technician (MDR). As members of the health care team, MDRs play a vital role providing support to patient care services in hospitals and clinical settings. **Survey Response Rate: 50%**

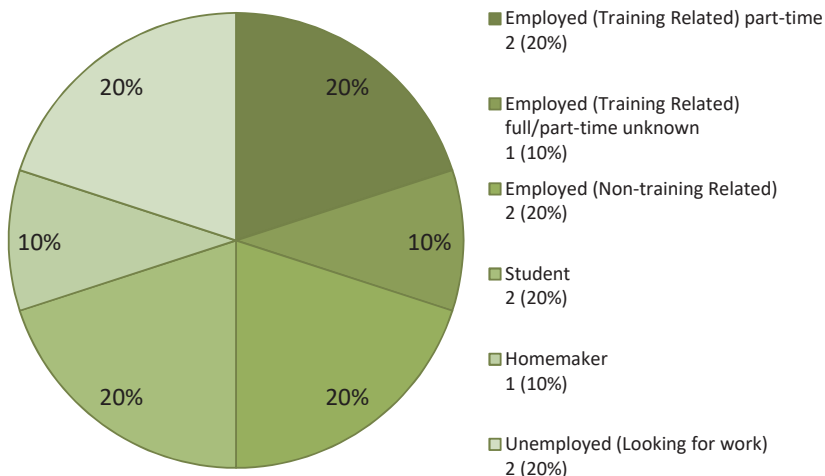
EMPLOYMENT STATISTICS:

Occupations

(full or part-time training related employment)

MDR Tech
Medical Device Reprocessing Technician II
Reprocessing Technician 2

Current Activity of Respondents



Salary (full-time training related employment)

There are no salaries to be reported

Benefit to Employment:

(training related employment/self-employment)

Made an upward move	67%
Maintained current position	33%
Received an increase in pay	33%

Number of Years to Complete Program:

Years	Number	Percentage
Less than 1	8	80%
1 - 2	2	20%

Medical Device Reprocessing Technician (Part-time)

Continuing Education Part-time Program

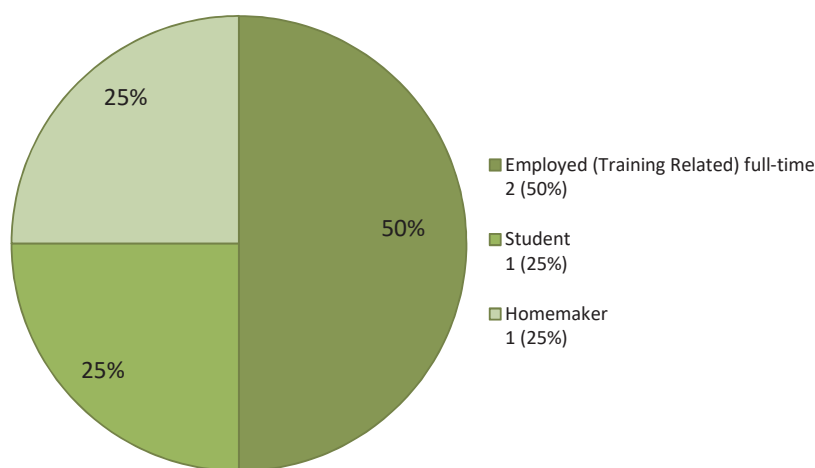
This part-time program provides the knowledge and technical skills required for a career as a Medical Device Reprocessing Technician (MDR). As members of the health care team, MDRs play a vital role providing support to patient care services in hospitals and clinical settings. **Survey Response Rate: 67%**

Satisfaction:

Satisfied with education received:	100%
Recommend program to others:	100%

EMPLOYMENT STATISTICS:

Current Activity of Respondents

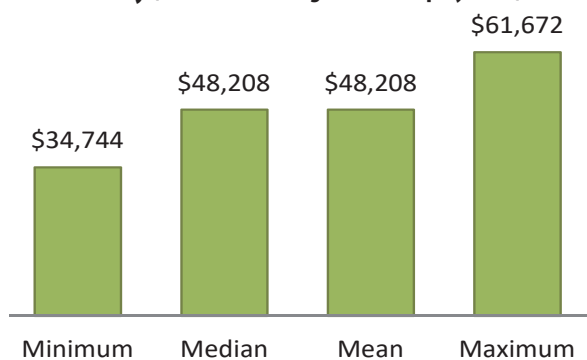


Occupations

(full or part-time training related employment)

Care Taker
Medical Device Technician

Salary (full-time training related employment)



Number of Years to Complete Program:

Years	Number	Percentage
1 - 2	1	25%
2 - 3	3	75%

Benefit to Employment:

(training related employment/self-employment)

Made an upward move	50%
Maintained current position	50%
Received an increase in pay	100%

Occupational Health & Safety

Continuing Education Full-time Program

Satisfaction:

Satisfied with education received:	62%
Recommend program to others:	69%

This full-time program addresses the role and responsibilities of an Occupational Health and Safety practitioner including risk management, hazard recognition, control, and prevention and safety management systems in the workplace.

Survey Response Rate: 68%

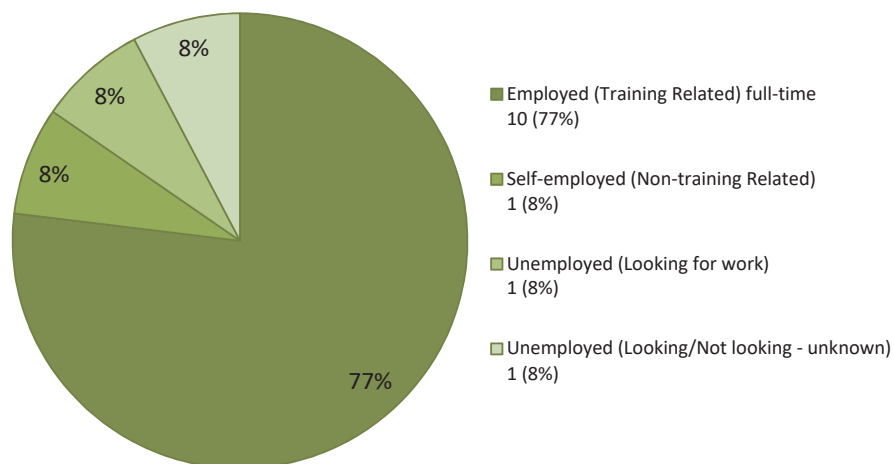
EMPLOYMENT STATISTICS:

Occupations

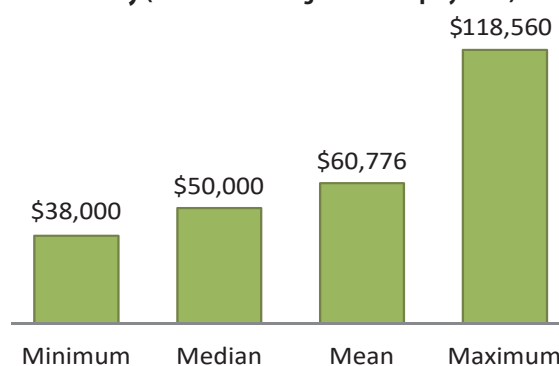
(full or part-time training related employment)

Health and Safety Coordinator
Office Administrator
Safety Advisor
Safety Analyst
Safety Coach
Safety Coordinator
Safety Manager

Current Activity of Respondents



Salary (full-time training related employment)



Benefit to Employment:

(training related employment/self-employment)

Made an upward move	70%
Made a parallel move	30%
Received an increase in pay	60%

Number of Years to Complete Program:

Years	Number	Percentage
Less than 1	13	100%

Occupational Health & Safety (Part-time)

Continuing Education Part-time Program

This part-time program addresses the role and responsibilities of an Occupational Health and Safety practitioner including risk management, hazard recognition, control, and prevention and safety management systems in the workplace.

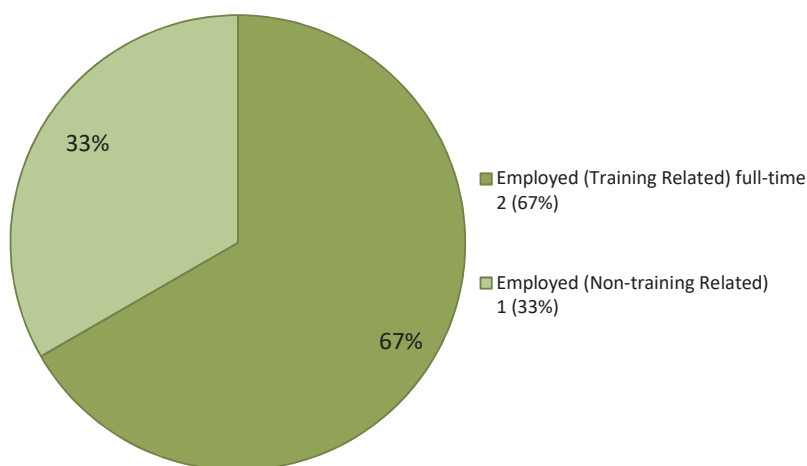
Survey Response Rate: 50%

Satisfaction:

Satisfied with education received:	100%
Recommend program to others:	67%

EMPLOYMENT STATISTICS:

Current Activity of Respondents



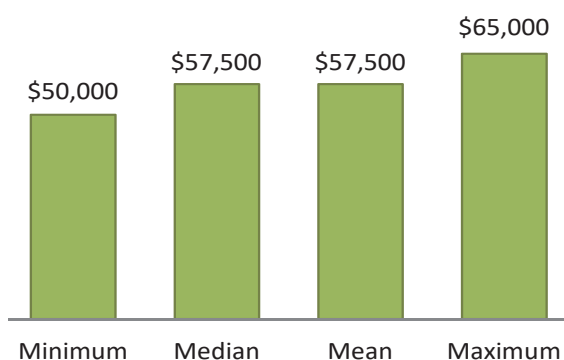
Occupations

(full or part-time training related employment)

Safety Assistant

Safety Officer

Salary (full-time training related employment)



Number of Years to Complete Program:

Years	Number	Percentage
3 - 4	2	67%
Over 4	1	33%

Benefit to Employment:

(training related employment/self-employment)

Made an upward move	100%
Received an increase in pay	50%

Power Engineering - 5th Class

Continuing Education Full-time Program

Satisfaction:

Satisfied with education received:	75%
Recommend program to others:	88%

This program provides skills and knowledge required to become a licensed power engineer. Students learn to safely and effectively operate major equipment in commercial and industrial buildings. Graduates may find employment in industrial plants, school divisions, and corporate and private buildings.

Survey Response Rate: 73%

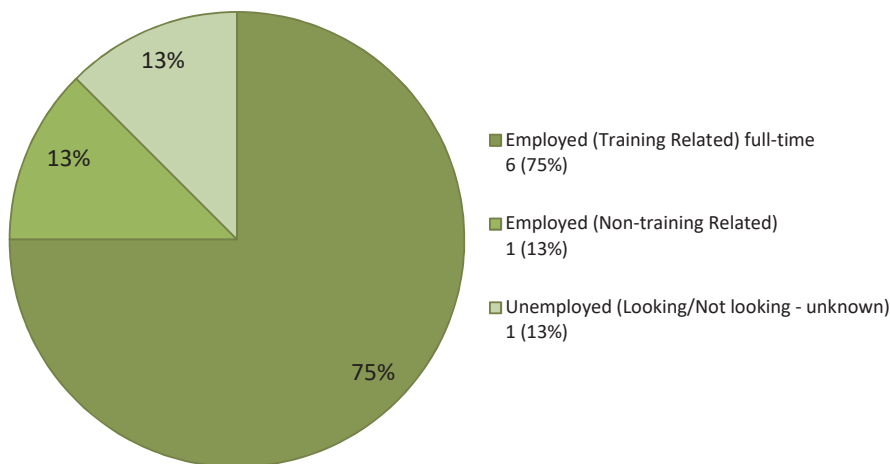
EMPLOYMENT STATISTICS:

Occupations

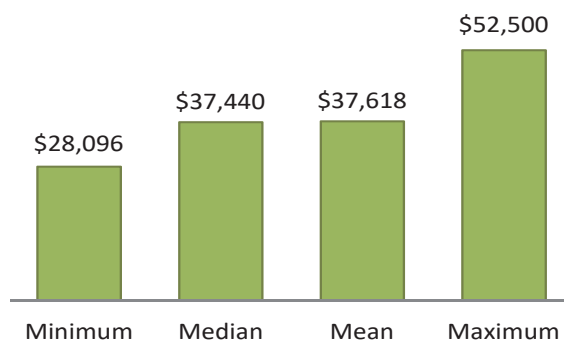
(full or part-time training related employment)

Building Superintendent
Custodian
Custodian Aide
Engineering Superintendent
Maintenance Technician
Power Engineer

Current Activity of Respondents



Salary (full-time training related employment)



Benefit to Employment:

(training related employment/self-employment)

Made an upward move	50%
Made a parallel move	33%
Maintained current position	17%

Received an increase in pay	67%
-----------------------------	-----

Number of Years to Complete Program:

Years	Number	Percentage
Less than 1	6	75%
1 - 2	2	25%

Professional Photography

Continuing Education Full-time Program

Students gain the knowledge and skills required to develop technical and creative aspects of digital imaging manipulation, lighting, SLR operation, exposure, composition, printing, editing, retouching and processing, as well as foundational business skills

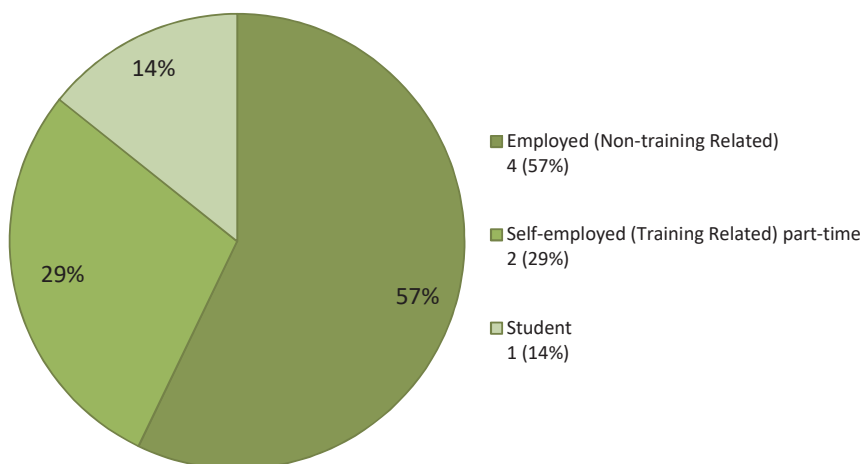
Survey Response Rate: 70%

Satisfaction:

Satisfied with education received:	71%
Recommend program to others:	57%

EMPLOYMENT STATISTICS:

Current Activity of Respondents



Occupations

(full or part-time training related employment)

Manager (Business owner)
Second Shooter (Photographer)

Salary (full-time training related employment)

There are no salaries
to be reported

Number of Years to Complete Program:

Years	Number	Percentage
No Response	1	14%
Less than 1	6	86%

Benefit to Employment:

(training related employment/self-employment)

Made an upward move	100%
Received an increase in pay	50%

Project Management

Continuing Education Part-time Program

Satisfaction:

Satisfied with education received:	97%
Recommend program to others:	97%

Students develop the critical project management skills needed to effectively manage programs or projects in a variety of complex environments. Information regarding Project Management Institute (PMI®) and the requirements for a professional certification (PMP®) are covered through the program.

Survey Response Rate: 63%

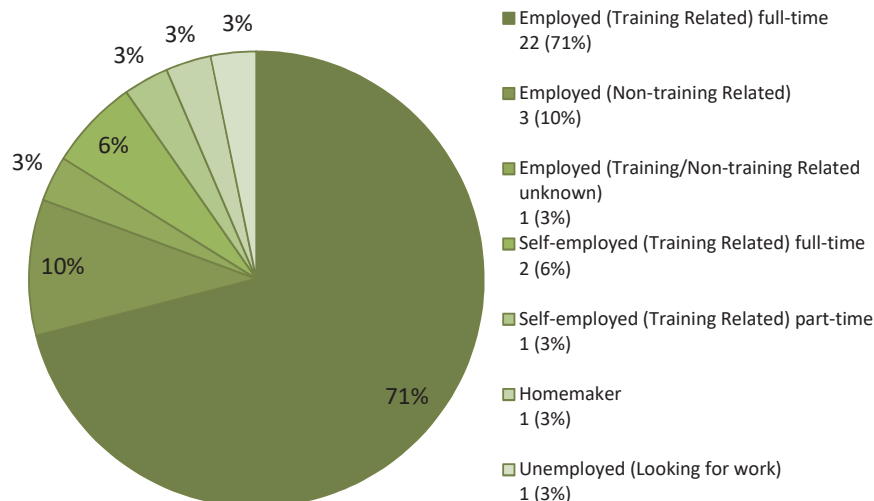
EMPLOYMENT STATISTICS:

Occupations

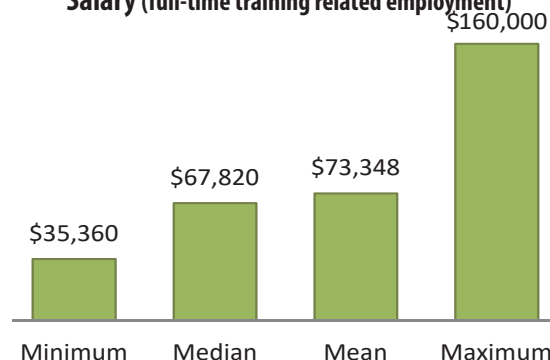
(full or part-time training related employment)

Project Planning Coordinator
Project Team Lead
Project Technician
Purchase Manager
Research Manager
Systems Analyst
Systems Analyst / Project Manager
Business Analyst
Business Owner
Contract Administrator
Engineering Technician
Financial Assistant
Governance Analyst
Manager, Collaboration & Project Management
Off Campus Exam Coordinator
Project Coordinator
Project Manager

Current Activity of Respondents



Salary (full-time training related employment)



Benefit to Employment:

(training related employment/self-employment)

Made an upward move	60%
Made a parallel move	4%
Maintained current position	36%
Received an increase in pay	48%

Number of Years to Complete Program:

Years	Number	Percentage
No Response	2	6%
1 - 2	11	35%
2 - 3	15	48%
3 - 4	2	6%
Over 4	1	3%

Railway Conductor

Continuing Education Full-time Program

This program provides the knowledge and skills needed to work in the railway industry as a member of a train crew, in either road or yard service. It has been designed and developed in cooperation with the railway industry under the guidance of representatives from railway companies in Canada. **Survey Response Rate: 70%**

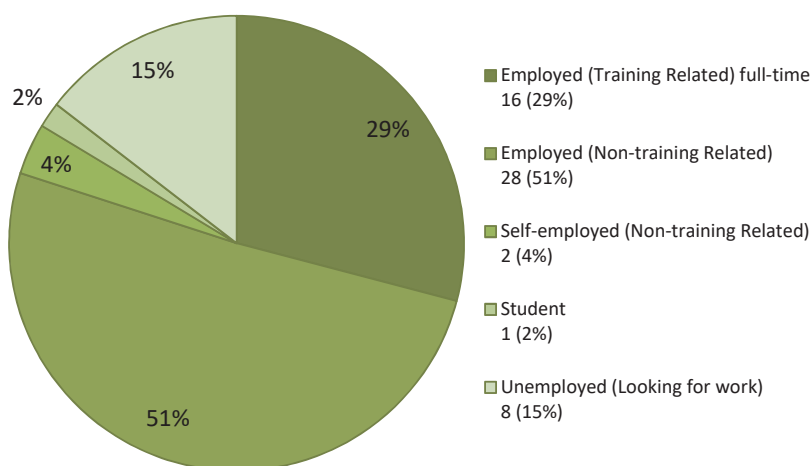
Note: This program is not taking applications at this time.

Satisfaction:

Satisfied with education received:	76%
Recommend program to others:	45%

EMPLOYMENT STATISTICS:

Current Activity of Respondents

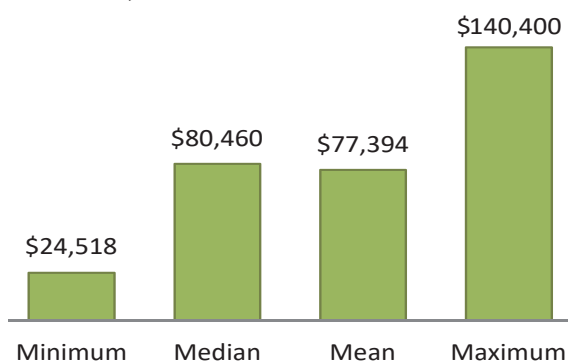


Occupations

(full or part-time training related employment)

Railroad Conductor
 Railway Conductor
 Rate Service Representative
 Section Worker
 Technical Inspector
 Train Conductor
 Trained Conductor

Salary (full-time training related employment)



Number of Years to Complete Program:

Years	Number	Percentage
No Response	1	2%
Less than 1	53	96%
1 - 2	1	2%

Benefit to Employment:

(training related employment/self-employment)

Made an upward move	63%
Made a parallel move	6%
Maintained current position	31%
Received an increase in pay	56%

Residential Decorating

Continuing Education Full-time Program

Satisfaction:

Satisfied with education received:	78%
Recommend program to others:	78%

This full-time program provides the skills to successfully manage decorating projects to improve home spaces. Students learn to apply design principles to enhance the function and quality of both interior and exterior living environments. Graduates find work as entry-level sales consultants in home improvement retail stores or as decorating consultants with retailers and distributors of decorating products. **Survey Response Rate: 69%**

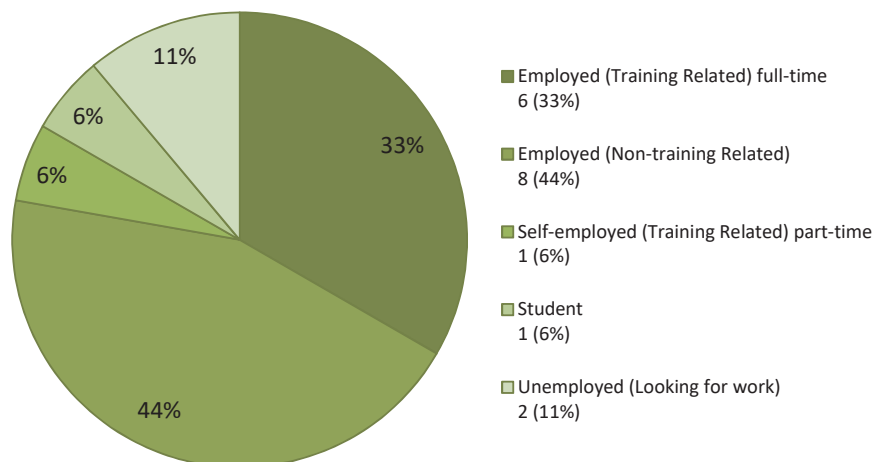
EMPLOYMENT STATISTICS:

Occupations

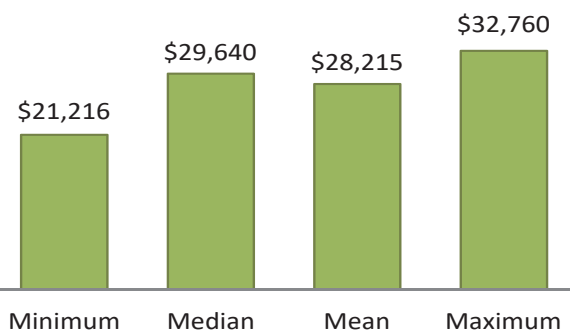
(full or part-time training related employment)

Commission Sales/Decorator
Design and Customer Service
Design Assistant
Interior Designer / Salesperson
Kitchen Designer
Certified Interior Designer /
Office Assistant /
Sales Associate
Sales Associate

Current Activity of Respondents



Salary (full-time training related employment)



Benefit to Employment:

(training related employment/self-employment)

Made an upward move	71%
Made a parallel move	14%
Maintained current position	14%

Received an increase in pay	43%
-----------------------------	-----

Number of Years to Complete Program:

Years	Number	Percentage
Less than 1	17	94%
1 - 2	1	6%

Residential Decorating (Part-time)

Continuing Education Part-time Program

This part-time program provides the skills to successfully manage decorating projects. Students learn to apply design principles to enhance the function and quality of both interior and exterior living environments. Graduates find work as entry-level sales consultants in home improvement retail stores or as decorating consultants with retailers and distributors of decorating products.

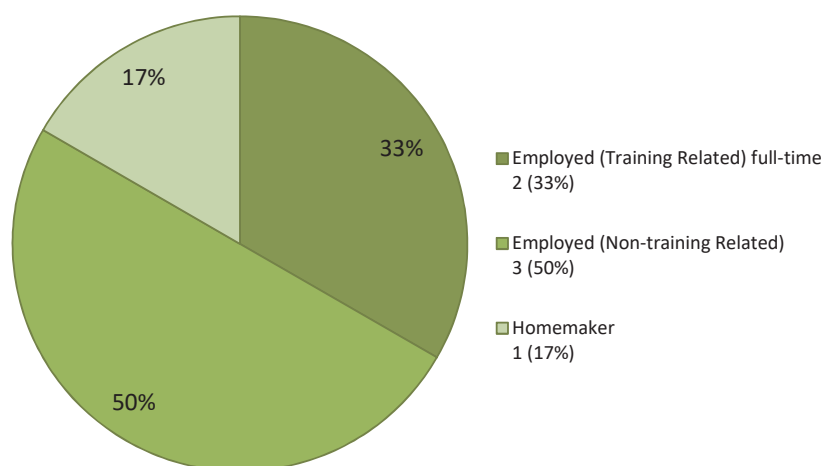
Survey Response Rate: 75%

Satisfaction:

Satisfied with education received:	67%
Recommend program to others:	50%

EMPLOYMENT STATISTICS:

Current Activity of Respondents

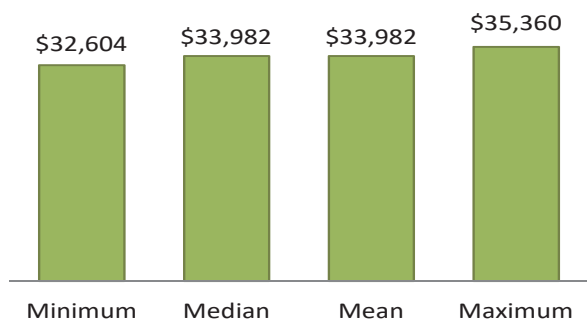


Occupations

(full or part-time training related employment)

Kitchen and Bath Designer
Tile Sales

Salary (full-time training related employment)



Number of Years to Complete Program:

Years	Number	Percentage
No Response	1	17%
1 - 2	1	17%
2 - 3	1	17%
3 - 4	1	17%
Over 4	2	33%

Benefit to Employment:

(training related employment/self-employment)

No Response	50%
Made an upward move	50%
Received an increase in pay	50%

Software Development

Continuing Education Part-time Program

Satisfaction:

Satisfied with education received:	86%
Recommend program to others:	71%

This program enhances career opportunities as a software developer. Graduates may find careers as software developers, systems analysts, or computer programmers. Recent graduates have reported finding employment as a maintenance administrator, technical support, programmer analyst, senior web programmer, systems analyst and as IT personnel. **Survey Response Rate: 100%**

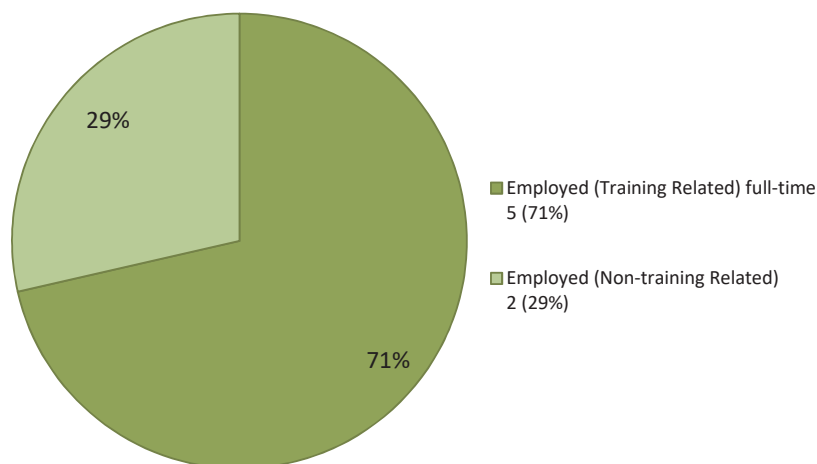
EMPLOYMENT STATISTICS:

Occupations

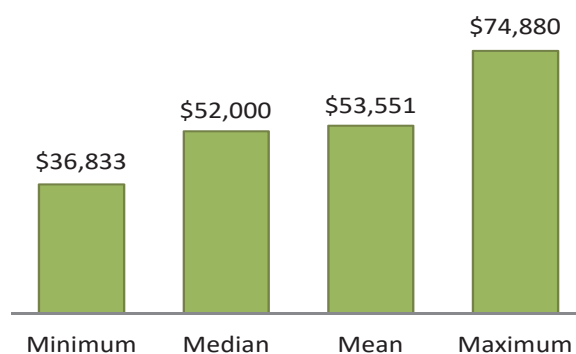
(full or part-time training related employment)

Application Developer
Client Support
Data Manager
Software Developer
Systems Analyst

Current Activity of Respondents



Salary (full-time training related employment)



Benefit to Employment:

(training related employment/self-employment)

Made an upward move	40%
Maintained current position	60%
Received an increase in pay	60%

Number of Years to Complete Program:

Years	Number	Percentage
Less than 1	1	14%
1 - 2	3	43%
Over 4	3	43%

Studies in Aboriginal Child Care

Continuing Education Part-time Program

This program includes relevant topics and issues including a history of Aboriginal peoples in Canada as well as Aboriginal children, families, and communities. It is ideal for those who have completed their Early Childhood Education diploma, Competency Based Assessment (CBA), or another relevant degree.

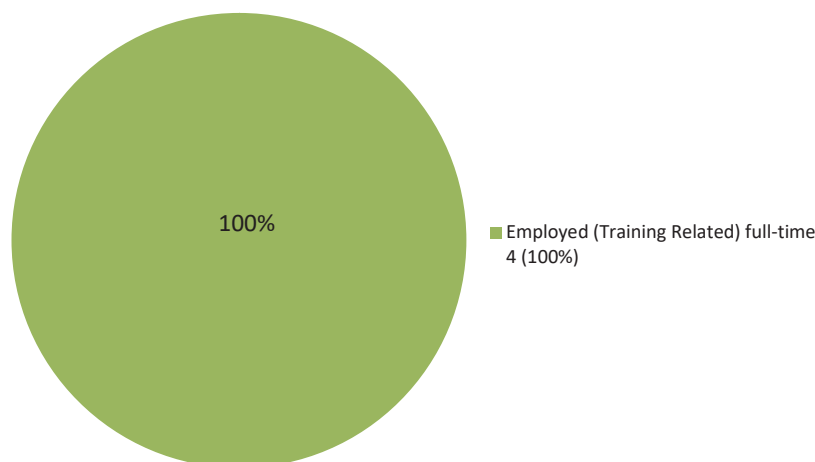
Survey Response Rate: 80%

Satisfaction:

Satisfied with education received:	100%
Recommend program to others:	100%

EMPLOYMENT STATISTICS:

Current Activity of Respondents

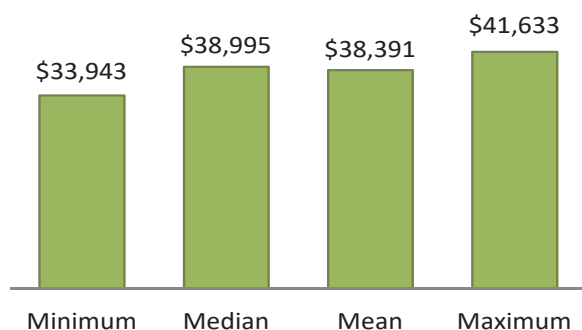


Occupations

(full or part-time training related employment)

Aboriginal Headstart Outreach
Coordinator
Early Childhood Educator
ECE II

Salary (full-time training related employment)



Number of Years to Complete Program:

Years	Number	Percentage
1 - 2	1	25%
2 - 3	1	25%
Over 4	2	50%

Benefit to Employment:

(training related employment/self-employment)

Made an upward move	50%
Maintained current position	50%
Received an increase in pay	100%

Studies in Special Needs Child Care

Continuing Education Part-time Program

Satisfaction:

Satisfied with education received:	67%
Recommend program to others:	0%

This program provides the knowledge, skills and attitudes needed to work effectively with children with special support needs. Students acquire the expertise needed to succeed in this field through course topics such as understanding children's behaviour, working with children with special needs, and leading inclusion. **Survey Response Rate: 100%**

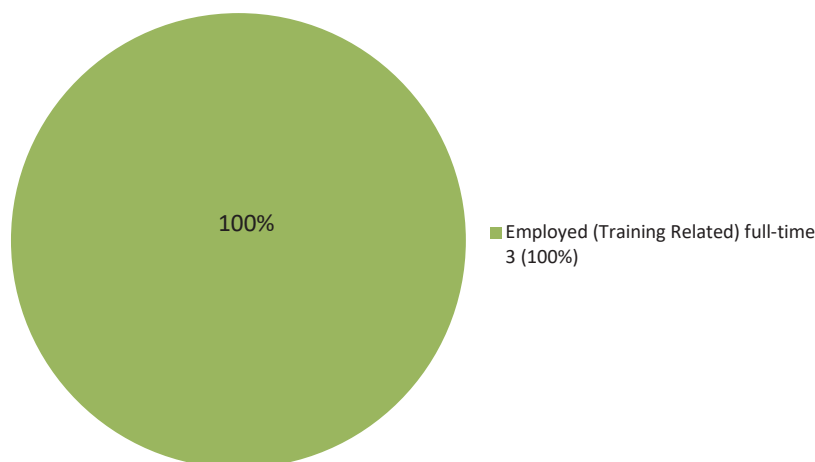
EMPLOYMENT STATISTICS:

Occupations

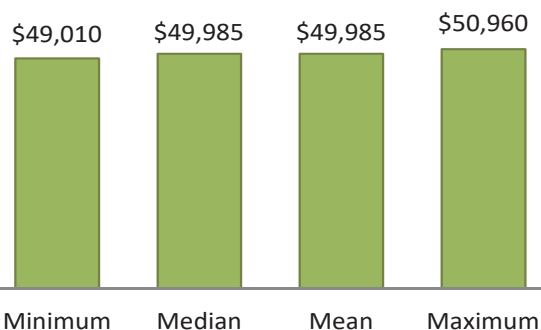
(full or part-time training related employment)

Child Development Counsellor
Inclusion Support Facilitator
Nursery School Teacher

Current Activity of Respondents



Salary (full-time training related employment)



Benefit to Employment:

(training related employment/self-employment)

Made an upward move	33%
Maintained current position	67%
Received an increase in pay	33%

Number of Years to Complete Program:

Years	Number	Percentage
2 - 3	1	33%
3 - 4	2	67%

Therapeutic Recreation Facilitator for Older Adults

Continuing Education Full-time Program

This program is designed to develop the knowledge and skills needed to work in therapeutic and leisure recreational programming and services for older adults. Students learn to plan, promote, deliver and evaluate effective programs for clientele in various settings, including: personal care homes, extended hospital care, and other community based programs.

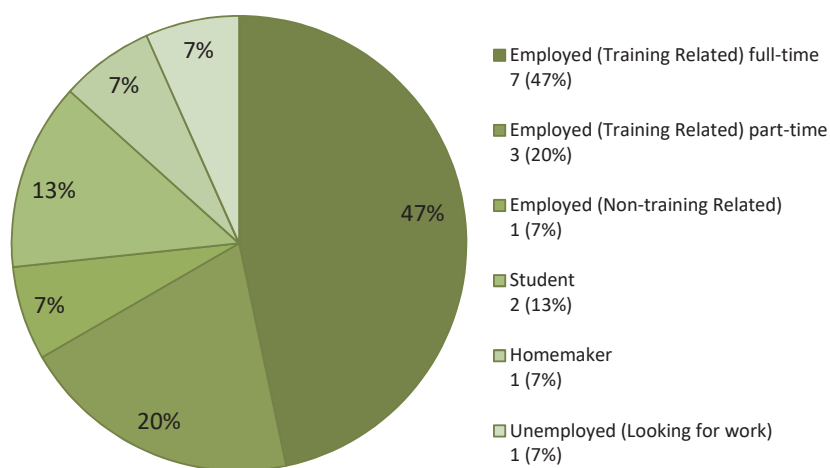
Survey Response Rate: 68%

Satisfaction:

Satisfied with education received:	100%
Recommend program to others:	87%

EMPLOYMENT STATISTICS:

Current Activity of Respondents

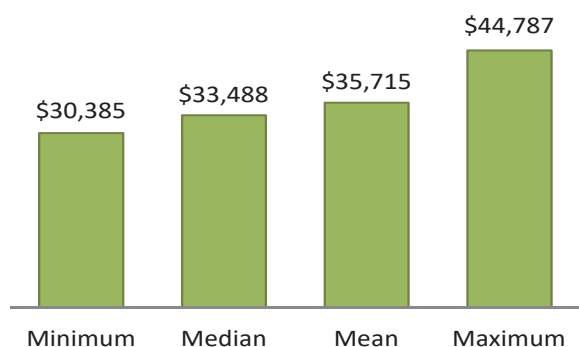


Occupations

(full or part-time training related employment)

Recreation Aide
Recreation Facilitation
Recreation Facilitator
Recreation Worker

Salary (full-time training related employment)



Number of Years to Complete Program:

Years	Number	Percentage
No Response	1	7%
Less than 1	13	87%
1 - 2	1	7%

Benefit to Employment:

(training related employment/self-employment)

No Response	10%
Made an upward move	60%
Made a parallel move	10%
Maintained current position	20%
Received an increase in pay	70%

Web Site Development

Continuing Education Part-time Program

Satisfaction:

Satisfied with education received: 67%

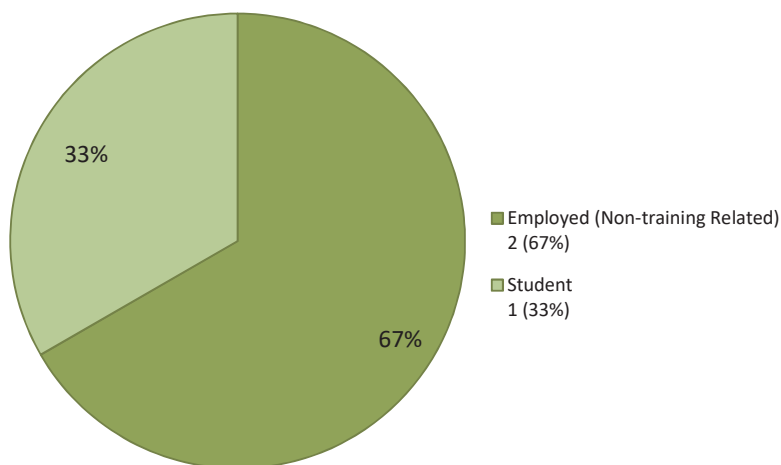
Recommend program to others: 67%

Students acquire the skill set needed to succeed as a web site developer. Students learn how to build and maintain content for web sites, integrate audiovisual objects, manage web development projects, and communicate effectively with project teams and clients in various industries. **Survey Response Rate: 60%**

Note: This program is not accepting new students at this time.

EMPLOYMENT STATISTICS:

Current Activity of Respondents



Number of Years to Complete Program:

Years	Number	Percentage
1 - 2	2	67%
2 - 3	1	33%

Appendix A

Graduate Satisfaction and Employment Survey «ProgramName»

Please record your responses directly on this sheet. Check only **one** answer for each question.

SECTION A: CURRENT ACTIVITY

1. What is your **primary** current activity? (please choose **one** response only)

- ☐ Student (go to Question 2, then Question 11)
 ☐ Employed (go to Question 4)
 ☐ Self-employed (go to Question 5)
 ☐ Homemaker (go to Question 11)
 ☐ Unemployed (go to Question 3, then Question 11)

2. If you are a **Student**, in what type of institution are you enrolled:

- ☐ College/Community College
 ☐ University
 ☐ Other (please specify) _____

3. If you are **unemployed**, which of the following applies:

- ☐ I do not have sufficient work experience in the occupational area for which I received my training.
☐ There are no jobs available in the occupational area for which I received my training.
☐ I am not certain why I cannot obtain a position.
☐ I am not looking for employment at this time.

We want to understand more about the conditions that have contributed to your unemployment:

4. If you are **employed now**, when did you accept your first job?

- ☐ prior to graduation
 ☐ 4 to 6 months after graduation
 ☐ 10 to 12 months after graduation
☐ 0 to 3 months after graduation
 ☐ 7 to 9 months after graduation
 ☐ more than 12 months after graduation

5. If you are **employed/self-employed**, are you:

- ☐ Employed full-time (30 or more hours per week)
 ☐ Employed part-time (less than 30 hours per week)

6. If you are **employed/self-employed**, is your employment related to the training you received at Red River College?

- ☐ Yes
 ☐ No

7. If you are **employed**, how did you find your job?

- ☐ Co-operative Education placement
 ☐ Human Resources Development Canada
 ☐ Friends/Family
☐ RRC Work Experience/Clinical placement
 ☐ Employment Agency
 ☐ Internet
☐ RRC Job Centre
 ☐ Newspaper
 ☐ Other (please specify) _____

8. What is your monthly salary or hourly wage **before** deductions?

\$_____ per hour or \$_____ bi-weekly or \$_____ per month or \$_____ annually

9. How many hours per **week** do you work?

_____ total hours per **week** or _____ total hours **bi-weekly**

10. Please identify your position using at least two words. (For example, use "Restaurant Manager" instead of "Manager.")

SECTION B: PROGRAM

Please check **one** box that best represents your response to the statements below.

	Strongly Agree	Agree	Disagree	Strongly Disagree	No Opinion
11. I would recommend the program I took at Red River College to others.	<input type="checkbox"/>	<input type="checkbox"/>	<input type="checkbox"/>	<input type="checkbox"/>	<input type="checkbox"/>
12. Overall, I am satisfied with the quality of education I received at Red River College.	<input type="checkbox"/>	<input type="checkbox"/>	<input type="checkbox"/>	<input type="checkbox"/>	<input type="checkbox"/>
13. The program I took at Red River College is up-to-date.	<input type="checkbox"/>	<input type="checkbox"/>	<input type="checkbox"/>	<input type="checkbox"/>	<input type="checkbox"/>
14. The instructors were knowledgeable in the areas they taught.	<input type="checkbox"/>	<input type="checkbox"/>	<input type="checkbox"/>	<input type="checkbox"/>	<input type="checkbox"/>
15. The training materials (texts, workbooks, handouts, etc.) used in the program were current.	<input type="checkbox"/>	<input type="checkbox"/>	<input type="checkbox"/>	<input type="checkbox"/>	<input type="checkbox"/>
16. The technology used in the program was appropriate to industry standards.	<input type="checkbox"/>	<input type="checkbox"/>	<input type="checkbox"/>	<input type="checkbox"/>	<input type="checkbox"/>
17. The cost of taking this program is reasonable for the education provided.	<input type="checkbox"/>	<input type="checkbox"/>	<input type="checkbox"/>	<input type="checkbox"/>	<input type="checkbox"/>

18. We would like to survey your company/employer to ask their opinion about the quality of our programs. We do not ask about individual graduates. All employer results are grouped with other employers who hire graduates of our programs. We can gain useful information about how well our programs have prepared graduates for training related employment if we can contact the person you report to. Please let us know who we should contact.

Employer's Name: _____
(company/organization)

Contact person: _____
(your supervisor/person you report to)

Phone: _____

Street: _____

City: _____ Province: _____ Postal Code: _____

We are interested in identifying specific ways of improving the quality of the program you took at Red River College. Please add comments or suggestions on how RRC can improve this program.

Appendix B

Continuing Education Graduate Satisfaction and Employment Survey «ProgramName»

Please record your responses directly on this sheet. Check only **one** answer for each question.

SECTION A: CURRENT ACTIVITY

1. What is your **primary** current activity? (please choose **one** response only)

- ☐ Student (go to Question 2, then Question 13)
 ☐ Employed (go to Question 4)
 ☐ Self-employed (go to Question 5)
 ☐ Homemaker (go to Question 13)
 ☐ Unemployed (go to Question 3, then Question 13)

2. If you are a **Student**, in what type of institution are you enrolled:

- ☐ College/Community College
 ☐ University
 ☐ Other (please specify) _____

3. If you are **unemployed**, which of the following applies to you:

- ☐ You do not have sufficient work experience in the occupational area in which you received your training.
☐ There are no jobs available in the occupational area in which you received your training.
☐ You are not certain why you cannot obtain a position.
☐ You are not looking for employment at this time.

We want to understand more about the conditions that have contributed to your unemployment: _____

4. If you are **employed now**, when did you accept your first job?

- ☐ prior to graduation
 ☐ 4 to 6 months after graduation
 ☐ 10 to 12 months after graduation
☐ 0 to 3 months after graduation
 ☐ 7 to 9 months after graduation
 ☐ more than 12 months after graduation

5. If you are **employed/self-employed**, are you:

- ☐ Employed full-time (30 or more hours per week)
 ☐ Employed part-time (less than 30 hours per week)

6. If you are **employed/self-employed**, is your employment related to the training you received at Red River College?

- ☐ Yes
 ☐ No

7. By obtaining the Certificate, have you:

- ☐ Made an upward move
 ☐ Made a parallel move
 ☐ Maintained current position

8. By obtaining the Certificate, have you received an increase in pay?

- ☐ Yes
 ☐ No

9. If you are **employed**, how did you find your job?

- ☐ Clinical/Work Experience placement
 ☐ Employment Agency
 ☐ Internet
☐ RRC Job Centre
 ☐ Newspaper
 ☐ Other (please specify) _____
☐ Employment & Social Development Canada
 ☐ Friends/Family

10. What is your monthly salary or hourly wage **before** deductions?

\$_____ per hour or \$_____ bi-weekly or \$_____ per month or \$_____ annually

11. How many hours per **week** do you work?

_____ total hours per **week** or _____ total hours **bi-weekly**

12. Please identify your position using at least two words. (For example, use "Restaurant Manager" instead of "Manager".)

SECTION B: PROGRAM

13. How many years did you spend in the program?

☐ Less than 1

☐ 1 - 2

☐ 2 - 3

☐ 3 - 4

☐ Over 4

Please check **one** box that best represents your response to the statements below.

	Strongly Agree	Agree	Disagree	Strongly Disagree	No Opinion
14. I would recommend the program I took at Red River College to others.	<input type="checkbox"/>	<input type="checkbox"/>	<input type="checkbox"/>	<input type="checkbox"/>	<input type="checkbox"/>
15. Overall, I am satisfied with the quality of education I received at Red River College.	<input type="checkbox"/>	<input type="checkbox"/>	<input type="checkbox"/>	<input type="checkbox"/>	<input type="checkbox"/>
16. The program I took at Red River College is up-to-date.	<input type="checkbox"/>	<input type="checkbox"/>	<input type="checkbox"/>	<input type="checkbox"/>	<input type="checkbox"/>
17. The instructors were knowledgeable in the areas they taught.	<input type="checkbox"/>	<input type="checkbox"/>	<input type="checkbox"/>	<input type="checkbox"/>	<input type="checkbox"/>
18. The training materials (texts, workbooks, handouts, etc.) used in the program were current.	<input type="checkbox"/>	<input type="checkbox"/>	<input type="checkbox"/>	<input type="checkbox"/>	<input type="checkbox"/>
19. The technology used in the program was appropriate to industry standards.	<input type="checkbox"/>	<input type="checkbox"/>	<input type="checkbox"/>	<input type="checkbox"/>	<input type="checkbox"/>
20. The cost of taking this program is reasonable for the education provided.	<input type="checkbox"/>	<input type="checkbox"/>	<input type="checkbox"/>	<input type="checkbox"/>	<input type="checkbox"/>

21. We would like to survey your company/employer to ask their opinion about the quality of our programs. We do not ask about individual graduates. All employer results are grouped with other employers who hire graduates of our programs. We can gain useful information about how well our programs have prepared graduates for training related employment if we can contact the person you report to. Please let us know who we should contact.

Employer's Name: _____
(company/organization)

Contact person: _____
(your supervisor/person you report to)

Phone: _____

Street: _____

City: _____ Province: _____ Postal Code: _____

We are interested in identifying specific ways of improving the quality of the program you took at Red River College. Please add comments or suggestions on how RRC can improve this program.

Appendix C

GLOSSARY

Full-time or part-time employment

Statistics Canada classifies persons as employed full-time if they work 30 hours or more per week. If they work less than 30 hours per week, they are classified as employed part-time.

Current Status (Report Highlights)

Respondents are classified in the following categories:

1. Employed/Self-employed in Training Related Job
2. Employed/Self-employed in Job Unrelated to Training
3. In School - Student
4. Other
 - a) Homemaker
 - b) Unknown - Respondent did not indicate whether they were employed, self-employed, student, homemaker or unemployed
 - c) Employed/Self-employed (Unknown) - Respondent did not indicate whether employment was related or not related to training
 - d) Unemployed (Unknown) - Respondent did not indicate whether they were looking for work or not.
5. Looking for Work - Unemployed and looking for work
6. Not Looking for Work - Unemployed but not looking for work

Current Activity of Respondents (School and Program information pages)

Respondents are classified in the following categories:

1. Employed
 - a) (Training Related) full-time - full-time employment in an occupation that is related to training
 - b) (Training Related) part-time - part-time employment in an occupation that is related to training
 - c) (Non-training Related) - full or part-time employment in an occupation that is not related to training
 - d) (Training Related) full/part-time unknown - Respondent did not indicate whether employment was related or not related to training
2. Self-employed
 - a) (Training Related) full-time - full-time employment in an occupation that is related to training
 - b) (Training Related) part-time - part-time employment in an occupation that is related to training
 - c) (Non-training Related) - full or part-time employment in an occupation that is not related to training
 - d) (Training Related) full/part-time unknown - Respondent did not indicate whether employment was related or not related to training
3. Student
4. Homemaker
7. Unemployed - Looking for work and not looking for work combined
6. Unknown - respondent did not indicate whether they were employed, self-employed, student, homemaker, or unemployed

Occupations (full or part-time training related employment)

The occupations listed on individual program pages and in the Occupation by Program list (Appendix E) were supplied by the employed/self-employed respondents at the time of surveying. Program-related occupations are not limited to these.

Response Rate

The response rate is calculated as follows:

$$\text{Response Rate} = \frac{\text{no. of surveys returned}}{\text{no. of surveys sent out}} \times 100$$

Salaries

The salaries illustrated on the individual program pages are based on monthly/hourly wage and hours worked per week. This information was provided by the employed/self-employed respondents at the time of surveying. Training-related salaries are not limited to these. **Note:** The calculation of the average College salary includes salaries of programs not illustrated in the report due to confidentiality, as well as any outlier salaries that have been excluded from the individual program calculations.

Appendix D

PROGRAMS NOT DISPLAYED

Survey results for these programs are not illustrated in this report because an insufficient number of graduates responded to the survey. The results are included in the School and College summary statistics.

School of Indigenous Education

- Community Development - Certificate
- Computer Applications for Business
- Computer Applications for Business - Certificate

School of Transportation, Aviation & Manufacturing

- Collision Refinishing

Centre for Teaching Excellence (TEIR)

- Industrial Arts/Technology Teacher Education - After Degree

School of Continuing Education

- Drafting/CAD
- Operations Management
- Technical Communication
- Technology Management - Certificate
- Transportation and Logistics Management

Appendix E

The following list provides survey participants' Occupations and the programs that provide related training. Please turn to the corresponding page number in the report to view the Program information. *(Includes CE)*

Occupations (listed in Alphabetical Order)	Program Name <i>(includes Continuing Education Programs)</i>	Page
3D Artist	Digital Media Design	18
3D Generalist	3D Computer Graphics	5
3D Modelling Intern	3D Computer Graphics	5
Aboriginal Headstart Outreach Coordinator	Studies in Aboriginal Child Care	136
Account Coordinator	Creative Communications	16
Account Manager	Business Administration - Accounting	7
	Business Administration - Marketing	11
	Commerce Industry Sales & Marketing	15
Accounting	Administrative Assistant	103
Accounting and Payroll Assistant	Accounting	102
Accounting Assistant	Administrative Assistant	103
	Business Administration - Accounting	7
	Business Administration - Human Resource Mgmt	10
Accounting Bookkeeper	Applied Accounting	6
Accounting Clerk	Applied Accounting	6
	Business Administration - Accounting	7
Accounting Instructor	Certificate in Adult Education	95
Accounting Specialist	Applied Accounting	6
Accounting Supervisor	Accounting	102
	International Business	22
Accounting Technician	Business Administration - Accounting	7
Accounts Payable	Accounting	102
	Business Administration - Accounting	7
Accounts Payable and Payroll	Business Administration - Financial Services	9
Accounts Payable Clerk	Applied Accounting	6
	Business Administration - Accounting	7
Accounts Receivable Administrator	Applied Accounting	6
Adjustor	Business Administration - Administration	8
Admin Assistant	Administrative Assistant	103
	Business Administration - Human Resource Mgmt	10
	Business Administration - Marketing	11
	Business and Administrative Studies	109
Admin Clerk	Applied Accounting	6
Administrative Assistant	Administrative Assistant	103
	Administrative Assistant (Part-time)	104
	Business Administration - Administration	8
	Health Services Leadership and Management	114
Administrative Assistant, Construction	Business Administration - Human Resource Mgmt	10

2016/2017 Graduate Satisfaction and Employment Report

Occupations (listed in Alphabetical Order)	Program Name	Page
Administrative Assistant/Dental Assistant	Dental Assisting	51
Administrative Clerk	Administrative Assistant	103
Administrative Float/Assistant	Business Administration - Administration	8
Administrative Manager	Management Development	124
Administrative Secretary	Business Administration - Administration	8
Admissions Officer	Management Development	124
Adolescent Mental Health Counsellor (AMHC)	Child and Youth Care	50
Adult Learning Facilitator	Human Resource Management	117
Advertising Writer	Creative Communications	16
Agricultural Technician	Heavy Duty Equipment Mechanic	84
Air Navigation Services Technologist	Electronic Engineering Technology	35
Aircraft Engineer	Aircraft Maintenance Engineer Certificate	80
Aircraft Maintenance & Engineering	ACCESS Aircraft Maintenance and Manufacturing	74
Aircraft Mechanic	ACCESS Aircraft Maintenance and Manufacturing	74
Aluminum Welder	Welding	93
AME Apprentice	Aircraft Maintenance Engineer	79
	Aircraft Maintenance Engineer Certificate	80
Animal Health Tech	Animal Health Technology	48
Animal Health Technician	Animal Health Technology	48
Animal Health Technologist	Animal Health Technology	48
App Support	Digital Media Design	18
Application Developer	Software Development	135
Application Engineering Specialist	Construction Management	31
Application Programmer	BIT - Application Development	12
Apprentice	Heavy Duty Equipment Mechanic	84
Apprentice - General Refrigeration and Repair	Refrigeration & Air Conditioning Technician	45
Apprentice (Level 1) - HVAC	Refrigeration & Air Conditioning Technician	45
Apprentice Aircraft Maintenance Engineer	Aircraft Maintenance Engineer	79
Apprentice Automotive	Automotive Technician - Certificate	81
Apprentice Carpenter	Carpentry	30
Apprentice Cook	Culinary Arts	66
Apprentice Electrician	Electrical	32
Apprentice Mechanic/Field Mechanic	Heavy Duty Equipment Mechanic	84
Apprentice Plumber	Plumbing	44
Apprentice Technician	Automotive Technician - Certificate	81
	Automotive Technician - Diploma	82
	Refrigeration & Air Conditioning Technician	45
Apprenticeship Plumber	Plumbing	44
AR Clerk	Business Administration - Administration	8
Architectural Draftsman/Surveyor	Architectural/Engineering Technology	26
Architectural Technican	Building Design Technology	27
Architectural Technologist	Building Design Technology	27

2016/2017 Graduate Satisfaction and Employment Report

Occupations (listed in Alphabetical Order)	Program Name	Page
Assembler - Furniture Company	Cabinetry and Woodworking - Certificate	28
Asset Management Technician	Geographic Information Systems Technology	37
Assistant Director 'ECE 2'	Early Childhood Education	55
Assistant Front Store Manager	Business Administration - Administration	8
Assistant Kitchen Manager	Culinary Arts	66
	Professional Baking and Patisserie	70
Assistant Management	Creative Communications	16
Assistant Manager	Business Administration - Marketing	11
	Hospitality and Tourism Management	68
Assistant Manager - food and beverage store	Hospitality and Tourism Management	68
Assistant Property Manager	Applied Accounting	6
Assistant Superitendant	Greenspace Horticulture	39
	Construction Management	31
Assistant Surveyor	Geomatics Technology	38
Associate Manager	Business Administration - Marketing	11
Audit and Insurance Accountant	Business Administration - Accounting	7
Auto Body and Pepper	Collision Repair and Refinishing	83
Auto Mechanic/Bodyman	Automotive Technician - Certificate	81
Autobody Painter	Collision Repair and Refinishing	83
AutoCAD Drafter	Manufacturing Computer Aided Drafting (CAD)	86
Automotive Apprentice	Automotive Technician - Diploma	82
Automotive Service Quality Control Supervisor	Automotive Technician - Certificate	81
Automotive Technician	Automotive Technician - Certificate	81
	Automotive Technician - Diploma	82
Automotive Technician Apprentice	Automotive Technician - Certificate	81
Avionic Technician	Electronic Engineering Technology	35
Avionics System Technician	Electrical Engineering Technology	33
Baker	Professional Baking and Patisserie	70
Bakery Production	Professional Baking and Patisserie	70
Bakery Supervisor	Professional Baking and Patisserie	70
Baking Instructor	Certificate in Adult Education	95
Banking Advisor	Business Administration - Administration	8
	Business Administration - Financial Services	9
Basic Maintenance - Trucks	Automotive Technician - Diploma	82
Basic Military CFB	Justice and Public Safety	120
Batch Mixing for Prescriptions	Pharmaceutical Manufacturing	63
Bilingual Customer Service Representative	Business Administration - Administration	8
	Business Administration - Marketing	11
Bilingual Receptionist	Administrative Assistant	103
Billings Clerk	Human Resource Management	117
Biomedical Engineering Technologist	Electronic Engineering Technology	35
Body Man	Collision Repair and Refinishing	83

2016/2017 Graduate Satisfaction and Employment Report

Occupations (listed in Alphabetical Order)	Program Name	Page
Body Shop Apprentice	Collision Repair and Refinishing	83
Body Tech	Collision Repair and Refinishing	83
Book Keeping	Applied Accounting	6
Bookkeeper	Business Administration - Accounting	7
Bookkeeper/Payroll	Applied Accounting	6
Boutique Manager	Business Administration - Marketing	11
Broadcast Journalist	Creative Communications	16
Building Superintendent	Power Engineering - 5th Class	129
Business Analyst	BIT - Application Development	12
	Business Analyst	108
	Project Management	131
Business Apps Specialist	Management Development	124
Business Development Analyst	Business Analyst	108
Business Development Representative	Commerce Industry Sales & Marketing	15
Business Owner	Project Management	131
Business/Systems Analyst	Business Analyst	108
Cabinet Maker	Cabinetry and Woodworking Technology	29
Cabinet Maker Apprentice	Cabinetry and Woodworking Technology	29
Cabinetry Maker Apprentice	Cabinetry and Woodworking - Certificate	28
CAD Technician	Manufacturing Computer Aided Drafting (CAD)	86
Cake Decorator	Professional Baking and Patisserie	70
Cancer Registrar 1	Health Information Management	21
Car Salesman	Commerce Industry Sales & Marketing	15
Car Technician	Automotive Technician - Certificate	81
Cardiac Sonographer	Diagnostic Medical Sonography - Ultrasound	52
Care Taker	Medical Device Reprocessing Technician (Part-time)	126
Carpenter - Level One	Carpentry	30
Carrier Coach	Certificate in Adult Education	95
Case Management	Child and Youth Care	50
Case Manager (Community Support)	Disability and Community Support	53
Cashier	Pharmaceutical Manufacturing	63
Casual Accountant	Accounting	102
Casual General Duty MRI Technologist	MRI and Spectroscopy	60
Casual Paramedic	Paramedicine - Primary Care Paramedicine	62
Casual Technologist	Medical Radiologic Technology	59
Certified Interior Designer/ Office Assistant/ Sales Associate	Residential Decorating	133
Character Modeller	3D Computer Graphics	5
Charge Nurse	Nursing	61
Charge Technologist	Health Services Leadership and Management	114
Chef de Partie	Culinary Arts	66
Chemical and Biological Technologist	Chemical and Biosciences Technology Co-op	49

2016/2017 Graduate Satisfaction and Employment Report

Occupations (listed in Alphabetical Order)	Program Name	Page
Child Abuse Worker	Child and Youth Care	50
Child and Youth Worker/Family Support Worker	Child and Youth Care	50
Child Care	Early Childhood Education	55
Child Care Assistant	Early Childhood Education	55
	Educational Assistant Certificate	111
Child Care Worker Level 2	Early Childhood Education Workplace	56
Child Development Counsellor	Studies in Special Needs Child Care	137
Childcare Educator (ECE)	Early Childhood Education Workplace	56
Childcare Worker Level 2	Early Childhood Education	55
Childhood Educator	Early Childhood Education Workplace	56
Civil Engineer Technologist	Building Design Technology	27
Civil Engineering Technologist	Municipal Engineering Technology	42
Civil Technologist	Municipal Engineering Technology	42
Claims Clerk	Business Administration - Marketing	11
Clerical / Technical	Business Administration - Accounting	7
Clerk	Legal Assistant	121
Clerk A/Cashier	Administrative Assistant	103
Clerk Typist	Health Information Management	21
Client Representative	Business and Administrative Studies	109
Client Service Administrator	Accounting	102
Client Support	Software Development	135
Clinic Liaison Nurse	Nursing	61
Clinical Coordinator/Clinical Case Manager	Child and Youth Care	50
Clinical Education Coordinator	Certificate in Adult Education	95
Clinical Nurse Manager	Health Services Leadership and Management	114
Clinical Nursing Instructor	Certificate in Adult Education	95
CNC Machinist	Manufacturing Technician	87
CNC Programmer and Machinist	Manufacturing Technician	87
CNS Operator	Precision Metal Machining	91
Coder / Clerk	Health Information Management	21
Coding Technologist	Health Information Management	21
College Instructor	Certificate in Adult Education	95
Commercial Account Manager - Financial Institution	Business and Administrative Studies	109
Commercial Electric	Electrical	32
Commercial Estimator	Building Construction Technician	106
Commission Sales/Decorator	Residential Decorating	133
Communication Clerk	Health Unit Clerk	115
	Health Unit Clerk (Part-time)	116
Communication Office Coordinator	Business Administration - Administration	8
Communications & Marketing Assistant	Creative Communications	16
Communications & Marketing Officer	Creative Communications	16

2016/2017 Graduate Satisfaction and Employment Report

Occupations (listed in Alphabetical Order)	Program Name	Page
Communications & Quality Assurance Coordinator	Creative Communications	16
Communications Agent	Hotel & Restaurant Management	69
Communications Coordinator	Creative Communications	16
Communications Officer	Creative Communications	16
Communications Specialist	Creative Communications	16
Community Support	Disability and Community Support	53
Community Support Worker	Disability and Community Support	53
Compliance Service Officer	Applied Accounting	6
Composite Fabricator	Aerospace Manufacturing	78
Composite Technician	Aircraft Maintenance Engineer Certificate	80
Computer Technician	Electronic and Network Technician	34
Concept Artist	Digital Media Design	18
Construction Estimator	Architectural/Engineering Technology	26
	Municipal Engineering Technology	42
Construction Inspector	Structural Engineering Technology	46
Construction Project Coordinator	Architectural/Engineering Technology	26
	Construction Management	31
Construction Supervisor	Construction Management	31
Construction Surveyor	Municipal Engineering Technology	42
Construction/Commercial Carpenter	Carpentry	30
Content Marketer / Copy and Style Editor / Volunteer Coordinator	Creative Communications	16
Contract Administrator	Project Management	131
Controls Technician	Electrical Engineering Technology	33
Cook	Culinary Arts	66
Coordinator Health Promoter	Health Services Leadership and Management	114
Coordinator of Human Resources and Payroll	Human Resource Management	117
Core Lab Supervisor	Certificate in Adult Education	95
Corporate Accounting Clerk	Applied Accounting	6
Corporate Customer Service Representative	Administrative Assistant	103
Corporate Trainer / Director and Facilitator	Business Analyst	108
Correspondent / Freelance Journalist	Creative Communications	16
Court Clerk	Legal Assistant	121
Creative Writer	Creative Communications	16
Crisis Worker	Applied Counselling	105
CT Technologist	Medical Radiologic Technology	59
Culinary Arts Teacher	Technical Vocational Teacher Education (Part-time)	99
Culinary Instructor	Certificate in Adult Education	95
Custodian	Power Engineering - 5th Class	129
Custodian Aide	Power Engineering - 5th Class	129
Custom Agent	International Business	22
Custom Cabinet Maker	Cabinetry and Woodworking - Certificate	28

2016/2017 Graduate Satisfaction and Employment Report

Occupations (listed in Alphabetical Order)	Program Name	Page
Customer Relations Specialist	Hotel & Restaurant Management	69
Customer Service	Business Administration - Human Resource Mgmt	10
	International Business	22
Customer Service Rep	Business Administration - Administration	8
Customer Service Representative	Business Administration - Financial Services	9
Customer Service Representative/Bank Teller	Business Administration - Financial Services	9
Customer Service/Data Entry	Business Administration - Administration	8
Dance Teacher and Accounts Manager	Business Administration - Accounting	7
Data Generator	BIT - Application Development	12
Data Manager	Software Development	135
Daycare Director	Early Childhood Education Workplace	56
Delivery Driver	Cabinetry and Woodworking - Certificate	28
	Carpentry	30
Delivery Manager	Introduction to Business Information Technology	23
Dental Administrator	Dental Assisting	51
Dental Assistant	Dental Assisting	51
Dental Assistant - Receptionist	Dental Assisting	51
Department Supervisor	Business Administration - Administration	8
Design and Customer Service	Residential Decorating	133
Design Assistant	Residential Decorating	133
Design Engineer/Manufacturing Technologist	Mechanical Engineering Technology	88
Designer	Graphic Design	19
Desktop Support Technician	BIT - Network Management	13
Detailer	Architectural/Engineering Technology	26
Diagnostic Imaging Unit Assistant	Health Unit Clerk	115
Diagnostic Medical Sonographer	Diagnostic Medical Sonography - Ultrasound	52
Diagnostic Sonographer	Diagnostic Medical Sonography - Ultrasound	52
Diesel Mechanic	Heavy Duty Equipment Mechanic	84
Digital Course Developer	Creative Communications	16
Digital Marketing Specialist	Creative Communications	16
Digital Media Copywriter	Creative Communications	16
Digital Media Designer	3D Computer Graphics	5
	Digital Media Design	18
Digital Producer	Creative Communications	16
Direct Support Worker	Disability & Community Support - Certificate	54
	Health Care Aide	57
Director	Health Services Leadership and Management	114
Director - Beauty College	Certificate in Adult Education	95
Director of Communications and Marketing	Creative Communications	16
Director of Partnership	International Business	22
District Manager	Human Resource Management	117
Doughnut Manager	Business Administration - Administration	8

2016/2017 Graduate Satisfaction and Employment Report

Occupations (listed in Alphabetical Order)	Program Name	Page
Draft Man	Building Design Technology	27
Drafting Technician	Municipal Engineering Technology	42
Draftsperson	Architectural/Engineering Technology	26
Draftsperson/Project Administrator	Building Design Technology	27
Drops Technician	Electrical Engineering Technology	33
Early Childcare Educator II	Early Childhood Education Workplace	56
Early Childhood Educator	Early Childhood Education	55
	Early Childhood Education Workplace	56
	Studies in Aboriginal Child Care	136
Early Childhood Educator - Preschool Supervisor	Early Childhood Education	55
Early Childhood Educator (Acting Director)	Early Childhood Education Workplace	56
Early Childhood Educator (ECE II)	Early Childhood Education Workplace	56
Early Childhood Educator (Part-time Supervisor)	Early Childhood Education Workplace	56
Early Childhood Educator 2 Supervisor	Early Childhood Education Workplace	56
Early Childhood Educator II	Early Childhood Education	55
Early Childhood Educator Level 2	Early Childhood Education	55
Early Childhood Educator Level II	Early Childhood Education Workplace	56
ECE - Children with support needs	Early Childhood Education Workplace	56
ECE 2	Early Childhood Education	55
ECE 3	Early Childhood Education	55
ECE II	Studies in Aboriginal Child Care	136
ECE Instructor	Certificate in Adult Education	95
ECE Level 2	Early Childhood Education	55
ECE Supervisor	Early Childhood Education	55
Edible Landscape Design/Installation	Greenspace Horticulture	39
Educational Assistant	BIT - Application Development	12
	BIT - Network Management	13
	BIT - Web Development	14
	Certificate in Adult Education	95
	Child and Youth Care	50
	Disability and Community Support	53
	Educational Assistant Certificate	111
	Educational Assistant Certificate (Part-time)	112
	Technical Vocational Teacher Education	98
Educational Assistant & Crossing Guard	Educational Assistant Certificate	111
Educational Assistant (Substitute)	Educational Assistant Certificate	111
Educational Assistant and Speech	Educational Assistant Certificate	111
Educator	Early Childhood Education	55
Electrical Apprentice	Electrical	32
Electrical Design	Electrical Engineering Technology	33
Electrical Design Drafter	Electrical Engineering Technology	33
Electrical Instructor	BIT - Web Development	14

2016/2017 Graduate Satisfaction and Employment Report

Occupations (listed in Alphabetical Order)	Program Name	Page
Electrical Technician	Automotive Technician - Certificate	81
Electrical Worker	Electrical	32
Electrician Assist	Introduction to Electrical Engineering Technology	41
Electronic Engineering Tech	Electronic Engineering Technology	35
Electronic Engineering Technician	Electronic Engineering Technology	35
Emergency Room Nurse	Nursing	61
Emergency Work Clerk	Health Unit Clerk	115
Engineering Aide	Municipal Engineering Technology	42
Engineering Assistant	Municipal Engineering Technology	42
Engineering Superintendent	Power Engineering - 5th Class	129
Engineering Technician	Municipal Engineering Technology	42
	Project Management	131
	Structural Engineering Technology	46
Environmental Technologist	Environmental Technology	36
	Municipal Engineering Technology	42
Equipment Operator	Heavy Duty Equipment Mechanic	84
ESP Administrator (HRIS Database Administrator)	Health Services Leadership and Management	114
Events Coordinator - Marketing Dept	Business Administration - Marketing	11
Executive Assistant	Management Development	124
Express Line Technician	Automotive Technician - Certificate	81
Faculty Trainer	Certificate in Adult Education	95
Family Services Supervisor	Human Resource Management	117
Family Support Worker	Child and Youth Care	50
Farm Labourer	Precision Metal Machining	91
Fibreglass Operator	Aerospace Manufacturing	78
Field Coordinator	Construction Management	31
	Structural Engineering Technology	46
Field Instructor	Certificate in Adult Education	95
Field Technician	Instrumentation Engineering Technology	40
Field Test Technician	Mechanical Engineering Technology	88
Finance Coordinator	Business Administration - Accounting	7
Finance Support Clerk	Business Administration - Accounting	7
Financial Advisor	Business Administration - Financial Services	9
Financial Advisors Assistant	Commerce Industry Sales & Marketing	15
Financial Analyst	Accounting	102
Financial Assistant	Project Management	131
Financial Clerk	Administrative Assistant	103
Financial Planner	Management Development	124
Financial Planning Administrator	Business Administration - Financial Services	9
Financial Services Manager	Business Administration - Administration	8
	Business Administration - Financial Services	9

2016/2017 Graduate Satisfaction and Employment Report

Occupations (listed in Alphabetical Order)	Program Name	Page
Fire Alarm Tech Assist	Electrical Engineering Technology	33
First Year Apprentice	Electrical	32
Flooring Installer	Carpentry	30
Frame Houses	Carpentry	30
Free Marketing	Business Administration - Marketing	11
Freelance Design	Graphic Design	19
Freelance Graphic Designer	Graphic Design	19
Freelance Videographer	Creative Communications	16
Front Desk - Hotel	Hospitality and Tourism Management	68
Front End Developer	BIT - Web Development	14
	Digital Media Design	18
Front of House Manager	Business Administration - Administration	8
Front Office	Hospitality and Tourism Management	68
Frontline Leader - Building / Property Management	Management Development	124
Frontline Nurse	Nursing	61
Full Stack Developer	BIT - Application Development	12
Fund Accountant	Business Administration - Accounting	7
Fundraising Coordinator	Hotel & Restaurant Management	69
Gardener/Landscaper	Greenspace Horticulture	39
General Accountant	Accounting	102
General Cook	Culinary Arts - Certificate	67
General Duty Medical Laboratory Technologist	Medical Laboratory Sciences	58
General Duty MRI Technologist	MRI and Spectroscopy	60
General Duty RN	Nursing	61
General Duty Sonographer/Diagnostic Medical/Sonographer	Diagnostic Medical Sonography - Ultrasound	52
General Duty Technologist	Diagnostic Medical Sonography - Ultrasound	52
	Medical Laboratory Sciences	58
General Labor	Carpentry	30
General Ledger Accountant	Business Administration - Accounting	7
General Manager	Industrial Electrical Maintenance	118
General Technologist - Lab	Medical Laboratory Sciences	58
General Worker	Early Childhood Education Workplace	56
GIS Technician	Geographic Information Systems Technology	37
Glazing Estimator	Architectural/Engineering Technology	26
Golf Superintendent	Greenspace Horticulture	39
Governance Analyst	Project Management	131
Grade Ten Welding Teacher	Technical Vocational Teacher Education	98
Graphic Designer	Graphic Design	19
	Graphic Design - Advanced	20
Graphic Designer/Web Designs	Graphic Design - Advanced	20

2016/2017 Graduate Satisfaction and Employment Report

Occupations (listed in Alphabetical Order)	Program Name	Page
Greenhouse Operator	Greenspace Horticulture	39
Guest Service Manager	Human Resource Management	117
Guest Services Agent	Hotel & Restaurant Management	69
Guest Services Assoc.	Hospitality and Tourism Management	68
HCA	Health Care Aide	57
Head Bookkeeper	Applied Accounting	6
Head Chef	Culinary Arts	66
Head Mechanic	Automotive Technician - Certificate	81
Head Technician	Outdoor Power Equipment Technician	89
Health Aide	Health Care Aide	57
Health and Safety Coordinator	Occupational Health & Safety	127
Health Care Aide	Health Care Aide	57
	Health Care Aide	113
Health Care and Homecare Attendant	Health Care Aide	57
Health Information Clerk	Health Unit Clerk (Part-time)	116
Health Information Management Clerk	Health Information Management	21
Health Information Management Professional	Health Information Management	21
Health Information Manager	Health Information Management	21
Health Information Manager - Coder	Health Information Management	21
Health Unit Clerk	Health Unit Clerk	115
Healthcare Aide	Health Care Aide	57
Heavy Duty Diesel Tech	Heavy Duty Equipment Mechanic	84
Heavy Duty Mechanic	Heavy Duty Equipment Mechanic	84
Heavy Duty Mechanic Apprentice 1st Year	Heavy Duty Equipment Mechanic	84
Heavy Equipment Mechanic	Heavy Duty Equipment Mechanic	84
Help Desk Analyst	BIT - Network Management	13
Help Desk Specialist	Electronic and Network Technician	34
Home Care Aide	Health Care Aide	57
Home Care Attendant	Health Care Aide	113
Home Care Nurse	Nursing	61
Home Care Visiting Nurse	Nursing	61
House Manager	Disability & Community Support - Certificate	54
Housekeeper and Attendant	Hotel & Restaurant Management	69
Housing Plaln Examiner	Architectural/Engineering Technology	26
HPAC Control Technician	Electrical Engineering Technology	33
HR Assistant	Management Development	124
HR Specialist for Recruitments	Business Administration - Human Resource Mgmt	10
Human Resource Consultant	Human Resource Management	117
Human Resources Assistant	Business Administration - Human Resource Mgmt	10
	Human Resource Management	117
Human Resources Information System (HRIS) Administrator/ Scheduling Manager	Health Services Leadership and Management	114

2016/2017 Graduate Satisfaction and Employment Report

Occupations (listed in Alphabetical Order)	Program Name	Page
Human Resources Coordinator	Human Resource Management	117
Human Resources Officer	Management Development	124
Hydrometric Engineering Technician	Geographic Information Systems Technology	37
Imaging Service Tech	Electronic Engineering Technology	35
Incharge Nurse	Nursing	61
Inclusion Support Facilitator	Studies in Special Needs Child Care	137
Inclusion Support Worker	Justice and Public Safety	120
Independent Contractor	Business Administration - Financial Services	9
Industrial Arts Educator	Industrial Arts/Technology Teacher Education - Accelerated	97
Industrial Arts Teacher	Technical Vocational Teacher Education (Part-time)	99
Industrial Mechanic	Industrial Electrical Maintenance	118
Infant Care	Early Childhood Education	55
Infant Room Supervisor	Early Childhood Education Workplace	56
Information Assistant	Creative Communications	16
Information System Analyst	BIT - Application Development	12
Information System Specialist	Business Analyst	108
Information Systems Associates	BIT - Network Management	13
Information Technology Operator	Management Development	124
In-shop Technician	Heavy Duty Equipment Mechanic	84
Inside Sales Representative	Business Administration - Marketing	11
Instrument Man	Geomatics Technology	38
Instrumentation and Control Technican	Instrumentation Engineering Technology	40
Insurance Advisor	International Business	22
Insurance Broker	Business Administration - Administration	8
	Business Administration - Financial Services	9
Insurance Sales Representative	Commerce Industry Sales & Marketing	15
Intake Assistant	Legal Assistant	121
Intake Coordinator	Applied Accounting	6
Interior Designer/salesperson	Residential Decorating	133
Inventory & eCommerce Coordinator	Business Administration - Marketing	11
Iron Worker Welder	Welding	93
IT Change Management	BIT - Application Development	12
IT Client Services Technician	BIT - Network Management	13
IT Generalist/Systems Analyst I	BIT - Network Management	13
IT Support	BIT - Network Management	13
	Industrial Electrical Maintenance	118
IT Systems Coordinator	Network Technology (CCNA)	43
IT Technician	Electronic and Network Technician	34
Job Coach	Disability and Community Support	53
Journey Carpenter	Business and Administrative Studies	109
Journeyman Carpenter	Industrial Supervision	119

2016/2017 Graduate Satisfaction and Employment Report

Occupations (listed in Alphabetical Order)	Program Name	Page
Jr. Project Coordinator	Structural Engineering Technology	46
Jr. Surveyer	Geomatics Technology	38
Junior 3D Artist	Digital Media Design	18
Junior Accountant	Business Administration - Accounting	7
	Business Administration - Administration	107
Junior Assistant Manager	Applied Accounting	6
Junior Designer	Graphic Design	19
Junior Engineering Technologist	Building Design Technology	27
Junior Environment Modeller	3D Computer Graphics	5
Junior General Accountant	Business Administration - Accounting	7
Junior Graphic Designer	Graphic Design - Advanced	20
Junior IT Generalist	Electronic and Network Technician	34
Junior Municipal Technologist	Municipal Engineering Technology	42
Junior Product Design Technologist	Mechanical Engineering Technology	88
Junior Project Manager	Building Construction Technician	106
Junior Sous Chef	Culinary Arts	66
Key Worker - Direct Support	Disability and Community Support	53
Kitchen and Bath Designer	Residential Decorating (Part-time)	134
Kitchen Designer	Residential Decorating	133
Kitchen Manager	Culinary Arts	66
Lab Technican	Animal Health Technology	48
Lab Technologist	Mechanical Engineering Technology	88
	Medical Laboratory Sciences	58
Laboratory Charge Technologist	Health Services Leadership and Management	114
Laboratory Tech	Chemical and Biosciences Technology Co-op	49
Laboratory Technician	Chemical and Biosciences Technology Co-op	49
Laboratory Technologist - Red Cell Serology	Medical Laboratory Sciences	58
Laboratory Technologist (Medical)	Medical Laboratory Sciences	58
Labour Worker	Carpentry	30
Labourer	Introduction to Trades	76
Land Surveyor	Geomatics Technology	38
Landscape Business Owner	Greenspace Horticulture	39
Landscaping Company Owner/Operator	Greenspace Horticulture	39
Laser Tag Owner and Arbonne Consultant	Business Administration - Marketing	11
Lead Developer	BIT - Application Development	12
Lead Early Childhood Educator	Early Childhood Education	55
Lead Hand	Geomatics Technology	38
Learning Analyst	Business Analyst	108
Legal Assistant	Legal Assistant	121
Level 1 Apprentice	Plumbing	44
Level 1 Apprentice Electrician	Electrical	32
Level 1 Electrical Apprentice	Electrical	32

2016/2017 Graduate Satisfaction and Employment Report

Occupations (listed in Alphabetical Order)	Program Name	Page
Level 1 Electrician	Introduction to Trades	76
Level 1 Help Desk	Electronic and Network Technician	34
Level 1 Plumbing Apprentice (Labourer)	Plumbing	44
Level 2 Electrician Apprentice	Electrical	32
Level 3 Tech	Medical Laboratory Sciences	58
Level II Apprentice Plumber	Plumbing	44
Level II Dental Assistant	Dental Assisting	51
Librarian	Library Training	123
Library Admin	Library Training	123
Library Assistant	Library Training	123
Library Assistant, Acquisitions	Library & Information Technology	122
Library Clerk	Library & Information Technology	122
Library Technician	Library & Information Technology	122
	Library Training	123
Lighting Designer	Architectural/Engineering Technology	26
Line Cook	Culinary Arts	66
LIS Application Specialty	Health Services Leadership and Management	114
Logistics Administrator	International Business	22
Logistics Co-ordinator	Business Administration - Administration	8
Lube Technician	Automotive Technician - Certificate	81
	Heavy Duty Equipment Mechanic	84
Machine Operator	Cabinetry and Woodworking - Certificate	28
Machinist	Manufacturing Technician	87
	Precision Metal Machining	91
Magnetic Resonance Imaging Technologist	MRI and Spectroscopy	60
Maintenance Check	Heavy Duty Equipment Mechanic	84
Maintenance Technician	Plumbing	44
	Power Engineering - 5th Class	129
Maintenance Worker	Introduction to Trades	76
Management Trainee	Business Administration - Marketing	11
Manager (Business owner)	Professional Photography	130
Manager, Collaboration & Project Management	Project Management	131
Manager/Owner - brand management	Business Administration - Marketing	11
Managing Editor	Creative Communications	16
Manufacturing Engineering Planner	Mechanical Engineering Technology	88
Marketing and Communications Coordinator	Creative Communications	16
Marketing Assistant, Communications and Design	Creative Communications	16
Marketing Coordinator	Creative Communications	16
Marketing Officer	Creative Communications	16
Marketing Special Projects	Business Analyst	108
Marketing Specialist / Project Manager	Creative Communications	16

2016/2017 Graduate Satisfaction and Employment Report

Occupations (listed in Alphabetical Order)	Program Name	Page
Marketing Strategist	Creative Communications	16
Material Quality Control	Construction Management	31
Material Testing Assistant	Municipal Engineering Technology	42
Material's Technician (Level 2)	Municipal Engineering Technology	42
MBVS Assistant	Electrical Engineering Technology	33
MDR Tech	Medical Device Reprocessing Technician	125
Mechanic	Industrial Supervision	119
Mechanical Design	Mechanical Engineering Technology	88
Mechanical Designer	Mechanical Engineering Technology	88
Mechanical Draftsperson	Manufacturing Computer Aided Drafting (CAD)	86
Mechanical Engineer/Research and Development	Mechanical Engineering Technology	88
Mechanical Engineering Technologist	Mechanical Engineering Technology	88
Medical Device Reprocessing Technician II	Medical Device Reprocessing Technician	125
Medical Device Technician	Medical Device Reprocessing Technician (Part-time)	126
Medical Lab Technologist	Medical Laboratory Sciences	58
Medical Laboratory Technologist	Medical Laboratory Sciences	58
Medical Laboratory Technologist - General Duty	Medical Laboratory Sciences	58
Medical Laboratory Technologist and Quality Assurance Technologist	Medical Laboratory Sciences	58
Medical Laboratory Technologist MG1- Entry Level	Medical Laboratory Sciences	58
Medical Radiologic Technologist	Medical Radiologic Technology	59
Medical Sonographer	Diagnostic Medical Sonography - Ultrasound	52
Medical Technologist	Medical Radiologic Technology	59
Medical Technologist (General Duty)	Medical Laboratory Sciences	58
Medical Unit Clerk	Health Unit Clerk (Part-time)	116
Medicine/Surgery Nurse	Nursing	61
Member Services Representative	Business Administration - Financial Services	9
Membership and Accreditation Specialist	Business Administration - Human Resource Mgmt	10
Merchandising Inventory Manager	Business Administration - Human Resource Mgmt	10
Metals Manager	Welding	93
Mobile Food Service Vendor	Business Administration - Marketing	11
Motion Graphic Designer	Digital Media Design	18
MRI Technologist	MRI and Spectroscopy	60
MRTx	Medical Radiologic Technology	59
Multimedia Journalist	Creative Communications	16
Municipal and Structural Assistant	Municipal Engineering Technology	42
Municipal Technologist	Municipal Engineering Technology	42
Museum Collections and Development	Cabinetry and Woodworking - Certificate	28
Network Admin	Network Technology (CCNA)	43
Network Engineer	BIT - Network Management	13
Network Support	Computer and Network Support	110
Night Auditor	Hospitality and Tourism Management	68

2016/2017 Graduate Satisfaction and Employment Report

Occupations (listed in Alphabetical Order)	Program Name	Page
Nursery School Teacher	Studies in Special Needs Child Care	137
Nurses Aide	Health Care Aide	57
Nursing Assistant	Health Care Aide	57
	Health Unit Clerk (Part-time)	116
Nursing Attendant	Health Unit Clerk	115
Nursing Instructor	Certificate in Adult Education	95
Nursing Manager	Health Services Leadership and Management	114
Obstetrical Nurse	Nursing	61
Occupation Health Services Manager	Health Services Leadership and Management	114
Occupational Technician	Building Design Technology	27
Off Campus Exam Coordinator	Project Management	131
Office Administrator	Applied Accounting	6
	Business Administration - Administration	8
	Occupational Health & Safety	127
Office Administrator / Bookkeeper	Business Administration - Accounting	7
Office and Program Coordinator	Business Administration - Administration	8
Office Assistant	Administrative Assistant	103
Office Coordinator	Business Administration - Human Resource Mgmt	10
Office Manager	Business Administration - Administration	8
	Business Administration - Marketing	11
Office Manager/Accountant	Applied Accounting	6
Oil Technician	Automotive Technician - Diploma	82
Operations Administrator	Business Administration - Accounting	7
Operations Supervisor	Human Resource Management	117
Ortho Assistant	Dental Assisting	51
Orthodontics Assistant	Dental Assisting	51
Paint Prep	Collision Repair and Refinishing	83
Painter Preparation	Collision Repair and Refinishing	83
Paramedic	Paramedicine - Primary Care Paramedicine	62
Part Inspector	Aircraft Maintenance Engineer Certificate	80
Parts Assembler	Heavy Duty Equipment Mechanic	84
Party Chief	Geomatics Technology	38
Pastry Chef	Professional Baking and Patisserie	70
Patient Registration	Health Services Leadership and Management	114
Payroll/Records Clerk	Human Resource Management	117
Peace Officer	Justice and Public Safety	120
Pediatric Nurse	Nursing	61
Pediatric Sonographer	Diagnostic Medical Sonography - Ultrasound	52
Personnel Associate - HR Department	Business Administration - Human Resource Mgmt	10
Pharmaceutical Industry Packager	Pharmaceutical Manufacturing	63
Pharmacy Assistant	Health Services Leadership and Management	114
Pharmacy Receiver	Pharmaceutical Manufacturing	63

2016/2017 Graduate Satisfaction and Employment Report

Occupations (listed in Alphabetical Order)	Program Name	Page
PHP Developer	BIT - Web Development	14
Physiotherapist	Health Services Leadership and Management	114
Plant Operator	Power Engineering Technology	90
Plastic Technician	Aerospace Manufacturing	78
Plumber	Cabinetry and Woodworking Technology	29
	Plumbing	44
Plumbers Helper	Plumbing	44
Plumbing Apprentice	Plumbing	44
Postmaster	Business and Administrative Studies	109
Postpartum	Nursing	61
Power Engineer	Power Engineering - 5th Class	129
Practical Nurse	Nursing	61
Prep Chef	Culinary Arts	66
Prep Cook	Culinary Arts - Certificate	67
Preschool Supervisor	Early Childhood Education Workplace	56
Primary Care Paramedic	Paramedicine - Primary Care Paramedicine	62
Pro Baker	Professional Baking and Patisserie	70
Process Technician	Industrial Electrical Maintenance	118
Processing Administrator	Business Administration - Accounting	7
Product Design/Developer/Uploader	Business Administration - Administration	8
Product Designer	Mechanical Engineering Technology	88
Production Coordinator	Mechanical Engineering Technology	88
Production Engineer	Power Engineering Technology	90
Production Helper	QA/QC in the Pharmaceutical Industry	64
Production Technician	Aerospace Manufacturing	78
Production Welder	Welding	93
Production Worker	QA/QC in the Pharmaceutical Industry	64
Professional Association Video Scriptwriter	Creative Communications	16
Program Facilitator	Applied Counselling	105
	Disability and Community Support	53
Program Facilitator/Program Coordinator	Applied Counselling	105
Program Manager	Disability and Community Support	53
	Management Development	124
Programmer	Introduction to Business Information Technology	23
Programmer Analyst	BIT - Application Development	12
	BIT - Web Development	14
	Business Analyst	108
Project Coordinator	Architectural/Engineering Technology	26
	Construction Management	31
	Project Management	131
Project Coordinator, Industrial Construction	Construction Management	31
Project Manager	Building Construction Technician	106

2016/2017 Graduate Satisfaction and Employment Report

Occupations (listed in Alphabetical Order)	Program Name	Page
Project Manager	Construction Management	31
	Project Management	131
	Structural Engineering Technology	46
Project Manager/Estimator	Municipal Engineering Technology	42
Project Planning Coordinator	Project Management	131
Project Team Lead	Project Management	131
Project Technician	Project Management	131
Protection and Control Technologist	Electrical Engineering Technology	33
Protection Control Technician	Electrical Engineering Technology	33
Psych Nursing Assistant	Health Care Aide	57
Purchase Manager	Project Management	131
QA Analyst	QA/QC in the Pharmaceutical Industry	64
QEC (Quick Engine Change) Technician - Turbine Shop	Aircraft Maintenance Engineer	79
Quality Assurance Manager	QA/QC in the Pharmaceutical Industry	64
Quality Assurance Specialist	QA/QC in the Pharmaceutical Industry	64
Quality Assurance Technician	Chemical and Biosciences Technology Co-op	49
Quality Control	QA/QC in the Pharmaceutical Industry	64
Quality Control Analyst	Chemical and Biosciences Technology Co-op	49
Quality Control Laboratory Analyst	QA/QC in the Pharmaceutical Industry	64
Quality Control Technician	Chemical and Biosciences Technology Co-op	49
Quality Docket Coordinator	Structural Engineering Technology	46
Quick Lube Technician	Automotive Technician - Certificate	81
Radiation Technologist	Certificate in Adult Education	95
Radiologic Technologist	Medical Radiologic Technology	59
	Medical Radiologic Technology	59
Railroad Conductor	Railway Conductor	132
Railway Conductor	Railway Conductor	132
Rate Service Representative	Railway Conductor	132
Real Estate	Commerce Industry Sales & Marketing	15
Reception	Administrative Assistant	103
Reception Assistant	Dental Assisting	51
Record Services Technician	Business Administration - Administration	8
Records Management Supervisor	Health Information Management	21
Recreation Aide	Therapeutic Recreation Facilitator for Older Adults	138
Recreation Facilitation	Therapeutic Recreation Facilitator for Older Adults	138
Recreation Facilitator	Therapeutic Recreation Facilitator for Older Adults	138
Recreation Technician 'E'	Human Resource Management	117
Recreation Worker	Therapeutic Recreation Facilitator for Older Adults	138
Recruitment Officer	Human Resource Management	117
	Management Development	124
Refrigeration Mechanic	Refrigeration & Air Conditioning Technician	45

2016/2017 Graduate Satisfaction and Employment Report

Occupations (listed in Alphabetical Order)	Program Name	Page
Refrigeration Technician	Refrigeration & Air Conditioning Technician	45
Registered Animal Health Technologist	Animal Health Technology	48
Registered Dental Assistant	Dental Assisting	51
Registered Nurse - Adult Medicine	Nursing	61
Registered Nurse - Emergency	Nursing	61
Registered Nurse - Operating Room	Nursing	61
Registered Nurse (RN, BN)	Nursing	61
Registered Nurse on NICU	Nursing	61
Registered Nurse, BN	Nursing	61
Registered Sub-Acute Nurse	Nursing	61
Registered Vet Tech	Animal Health Technology	48
Registered Veterinary Technician	Animal Health Technology	48
Registered Veterinary Technologist	Animal Health Technology	48
Reporter / Photographer	Creative Communications	16
Reprocessing Technician 2	Medical Device Reprocessing Technician	125
Research Assistant	Chemical and Biosciences Technology Co-op	49
	Disability and Community Support	53
Research Manager	Project Management	131
Research Technician	Electrical Engineering Technology	33
Research Technologist	Instrumentation Engineering Technology	40
Residential Care Worker	Disability and Community Support	53
Residential Coordinator	Disability and Community Support	53
Residential Manager	Disability and Community Support	53
Residential Plan Examiner	Architectural/Engineering Technology	26
Resource Coordinator	Human Resource Management	117
Resource Manager	Business Analyst	108
Resource Teacher/Coordinator	Human Resource Management	117
Restaurant Line Server	Hospitality and Tourism Management	68
Restaurant Manager	Business Administration - Accounting	7
	Hotel & Restaurant Management	69
Restaurant Owner	Professional Baking and Patisserie	70
Restaurant Supervisor	Hotel & Restaurant Management	69
Restoration Technician	Architectural/Engineering Technology	26
Retail Management & Talent Developer	Human Resource Management	117
Retail Manager	Commerce Industry Sales & Marketing	15
Retail Technician & Store Connect	BIT - Network Management	13
RN BN - Registered Nurse / Bachelor of Nursing	Nursing	61
Roadway Construction Inspector	Municipal Engineering Technology	42
Room Leader	Early Childhood Education	55
Route Sales Representative	Business Administration - Administration	8
Rural - Registered Nurse	Nursing	61
Rural EMS Paramedic	Paramedicine - Primary Care Paramedicine	62

2016/2017 Graduate Satisfaction and Employment Report

Occupations (listed in Alphabetical Order)	Program Name	Page
Safety Advisor	Occupational Health & Safety	127
Safety Analyst	Occupational Health & Safety	127
Safety Assistant	Occupational Health & Safety (Part-time)	128
Safety Coach	Occupational Health & Safety	127
Safety Coordinator	Industrial Supervision	119
	Occupational Health & Safety	127
Safety Manager	Occupational Health & Safety	127
Safety Officer	Occupational Health & Safety (Part-time)	128
Sales and Marketing Associate	Business Administration - Administration	8
Sales Associate	Business Administration - Financial Services	9
	Business Administration - Human Resource Mgmt	10
	Residential Decorating	133
Sales Support Administrator	Business Administration - Administration	8
School Liason	Community Development/Community Economic Development	75
School Secretary	Aboriginal Program for College Enrichment and Transition	72
Second Level Apprentice	Electrical	32
Second Shooter (Photographer)	Professional Photography	130
Section Worker	Railway Conductor	132
Senior Business Analyst	Business Analyst	108
Senior Cargo Admin	Administrative Assistant	103
Senior Cook	Culinary Arts	66
Senior Designer Team Lead	Graphic Design	19
Senior ITS	BIT - Application Development	12
SEO Specialist	Business Administration - Marketing	11
Service Administrator	Business Administration - Administration	8
Service Advisor	Commerce Industry Sales & Marketing	15
Service and Sales Technician	Automotive Technician - Certificate	81
Service Desk Agent	BIT - Network Management	13
Service Technician	Electrical Engineering Technology	33
	Heavy Duty Equipment Mechanic	84
	Outdoor Power Equipment Technician	89
	Refrigeration & Air Conditioning Technician	45
Sharepoint Developer	BIT - Application Development	12
Sheet Metal Mechanic	Aerospace Manufacturing	78
Shift Engineer	Power Engineering Technology	90
Shop Helper	Automotive Technician - Diploma	82
Shop Worker	Cabinetry and Woodworking Technology	29
Site Supervisor	Early Childhood Education Workplace	56
Small Engine Technician	Outdoor Power Equipment Technician	89
Smart Home Automation and Audio Video Business Owner	Electronic Engineering Technology	35

2016/2017 Graduate Satisfaction and Employment Report

Occupations (listed in Alphabetical Order)	Program Name	Page
Software Developer	BIT - Application Development	12
	BIT - Web Development	14
	Business Analyst	108
	Software Development	135
Software Engineer	BIT - Application Development	12
	BIT - Web Development	14
Sonographer	Diagnostic Medical Sonography - Ultrasound	52
Sous Chef	Culinary Arts	66
Sous Chef, Cook	Culinary Arts	66
Special Needs Educational Assistant	Educational Assistant Certificate (Part-time)	112
Staff Accountant	Business Administration - Accounting	7
Station Attendant	Hotel & Restaurant Management	69
Stationary Engineer	Power Engineering Technology	90
Street Team Member	Chemical and Biosciences Technology Co-op	49
Structural Design	Structural Engineering Technology	46
Structural Technologist	Structural Engineering Technology	46
Sub-Contractor	Carpentry	30
Substitute Educational Assistant	Educational Assistant Certificate	111
Substitute Educational Assistant (regular and special needs)	Educational Assistant Certificate (Part-time)	112
Substitute Teacher	Industrial Arts/Technology Teacher Education	96
	Industrial Arts/Technology Teacher Education - Accelerated	97
Support Technician	BIT - Network Management	13
Support Worker	Child and Youth Care	50
	Disability and Community Support	53
Survey Assistant	Structural Engineering Technology	46
Survey Technologist	Geomatics Technology	38
Surveyer Assistant	Municipal Engineering Technology	42
Surveyor, Safety Coordinator, Laboratory Manager, RSO	Municipal Engineering Technology	42
System Technician	BIT - Network Management	13
Systems Administrator	BIT - Network Management	13
Systems Analyst	Business Analyst	108
	Project Management	131
Systems Analyst	Software Development	135
Systems Analyst / Project Manager	Project Management	131
Systems and Work Admin	BIT - Network Management	13
Systems Development and Support	BIT - Web Development	14
Systems Technician	BIT - Network Management	13
Teacher	Industrial Arts/Technology Teacher Education - Accelerated	97
Teacher Vocational	Technical Vocational Teacher Education (Part-time)	99

2016/2017 Graduate Satisfaction and Employment Report

Occupations (listed in Alphabetical Order)	Program Name	Page
Teaching Instructor	Certificate in Adult Education	95
Team Accountant	Business Administration - Accounting	7
Team Lead	International Business	22
Team Leader, Community Residential Program	Disability and Community Support	53
Team manager	Business Administration - Financial Services	9
Techician Paramedic	Paramedicine - Primary Care Paramedicine	62
Technical / Project Manager	Management Development	124
Technical Analyst	Computer and Network Support	110
Technical Assistant	Electronic Engineering Technology	35
Technical Assistant II	Construction Management	31
Technical Communications Officer	Management Development	124
Technical Customer Service Associate	BIT - Network Management	13
Technical Director	Creative Communications	16
Technical Inspector	Railway Conductor	132
Technical Sales	Mechanical Engineering Technology	88
Technical Support	BIT - Network Management	13
	Network Technology (CCNA)	43
Technical Support Representative	Electronic and Network Technician	34
	Network Technology (CCNA)	43
Technical Support Specialist	Network Technology (CCNA)	43
Technician	BIT - Network Management	13
	Outdoor Power Equipment Technician	89
Technician Apprentice Level 1	Automotive Technician - Certificate	81
Technician Lube	Automotive Technician - Certificate	81
Technologist	Municipal Engineering Technology	42
Tele Control Technician	Electronic Engineering Technology	35
Telecommunications Technician	Introduction to Electrical Engineering Technology	41
Telephone Service Representative	Business Administration - Marketing	11
Temporary Metallurgist / Quality Engineer	Mechanical Engineering Technology	88
Territory Manager	Commerce Industry Sales & Marketing	15
Third Class Power Engineer	Power Engineering Technology	90
Tier 1 Technical Support	BIT - Network Management	13
Tig Welder	Welding	93
Tile Sales	Residential Decorating (Part-time)	134
Tire Mechanic	Automotive Technician - Certificate	81
Tractor Technician	Heavy Duty Equipment Mechanic	84
Trades Instructor	Certificate in Adult Education	95
Train Conductor	Railway Conductor	132
Training & Development Coordinator	Disability & Community Support - Certificate	54
Training and Certification Coordinator	Business Administration - Human Resource Mgmt	10
Training Specialist	Technology Management	92
Transit Supervisor	Human Resource Management	117

2016/2017 Graduate Satisfaction and Employment Report

Occupations (listed in Alphabetical Order)	Program Name	Page
Treatment Coordinator	Dental Assisting	51
Truck Transport Mechanic	Heavy Duty Equipment Mechanic	84
Truss Designer	Architectural/Engineering Technology	26
Tuberculosis Surveillance Clerk	Health Information Management	21
Ultrasound Technologist	Diagnostic Medical Sonography - Ultrasound	52
Unit Assistant	Health Care Aide	57
	Health Unit Clerk (Part-time)	116
Unit Clerk	Health Unit Clerk	115
	Health Unit Clerk (Part-time)	116
Unit Nurse	Nursing	61
UX/UI Product Designer	Graphic Design - Advanced	20
Veterinary Technician	Animal Health Technology	48
Veterinary Technologist	Animal Health Technology	48
VLT Accountant	Applied Accounting	6
Vocational Instructor	Technical Vocational Teacher Education (Part-time)	99
Vocational Teacher	Technical Vocational Teacher Education (Part-time)	99
Ward Clerk	Health Unit Clerk	115
Warehouse Receiver	Electrical	32
Web Designer	Graphic Design	19
Web Developer	BIT - Application Development	12
	BIT - Web Development	14
	Digital Media Design	18
Web Graphic Designer	Graphic Design	19
Web/UI/UX Designer	Digital Media Design	18
Website Developer	BIT - Web Development	14
Weekly Newspaper Editor and Reporter	Creative Communications	16
Welder	Welding	93
Welder, Weld Circular Tubes	Welding	93
Welder/Fabricator	Welding	93
Welding Apprentice	Welding	93
Wood Shop Teacher	Industrial Arts/Technology Teacher Education	96
Writer and Client Coordinator	Creative Communications	16
Writer Editor	Technical Communication	24
Writer for Websites	Creative Communications	16
X-Ray Technician	Medical Radiologic Technology	59
X-Ray Technologist	Medical Radiologic Technology	59
Youth Care Worker	Child and Youth Care	50
Youth Counselor	Child and Youth Care	50
Youth Mentor	Child and Youth Care	50