



RED RIVER COLLEGE  
OF APPLIED ARTS, SCIENCE AND TECHNOLOGY

2015|2016

- Graduate Satisfaction and Employment Report



# Table of Contents

<b>Introduction</b>	<b>1</b>
---------------------	----------

<b>Report Highlights</b>	<b>2</b>
--------------------------	----------

<b>Survey Process</b>	<b>3</b>
-----------------------	----------

## Schools

<b>Business &amp; Applied Arts</b>	<b>4</b>
------------------------------------	----------

3D Computer Graphics	5
American Sign Language - English Interpretation	6
Applied Accounting	7
Business Administration - Accounting	8
Business Administration - Administration	9
Business Administration - Financial Services	10
Business Administration - Human Resource Management	11
Business Administration - Marketing	12
Business Information Technology	
- Application Development	13
Business Information Technology	
- Network Management	14
Business Information Technology	
- Web Development	15
Commerce Industry Sales & Marketing	16
Creative Communications	17
Deaf Studies	18
Digital Media Design	19
Graphic Design	20
Graphic Design - Advanced	21
International Business	22
Introduction to Business Information Technology	23
Library & Information Technology	24
Technical Communication	25

<b>Construction &amp; Engineering Technologies</b>	<b>26</b>
--	-----------

Architectural/Engineering Technology	27
Building Design Technology	28
Cabinetry & Woodworking - Certificate	29
Cabinetry & Woodworking Technology	30
Carpentry	31
Construction Management	32
Electrical	33
Electrical Engineering Technology	34
Electronic and Network Technician	35
Electronic Engineering Technology	36
Environmental Technology	37
Geographic Information Systems Technology	38
Geomatics Technology	39
Greenspace Management	40
Instrumentation Engineering Technology	41
Municipal Engineering Technology	42
Network Technology (CCNA)	43
Plumbing	44
Refrigeration & Air Conditioning Technician	45
Structural Engineering Technology	46

<b>Health Sciences &amp; Community Services</b>	<b>47</b>
---	-----------

Animal Health Technology	48
Chemical & Biosciences Technology (Co-op)	49
Child and Youth Care	50
Dental Assisting - Level II	51
Disability & Community Support	52
Early Childhood Education	53
Early Childhood Education Workplace	54
Health Care Aide	55
Medical Laboratory Sciences	56
Medical Radiologic Technology	57
MRI & Spectroscopy	58
Nursing	59
Paramedicine - Primary Care Paramedic	60
Pharmaceutical Manufacturing	61
QA/QC in Pharmaceutical Industry	62
Rehabilitation Assistant	63

<b>Hospitality &amp; Culinary Arts</b>	<b>64</b>
--	-----------

Culinary Arts	65
Culinary Arts - Certificate	66
Hospitality & Tourism Management	67
Hotel & Restaurant Management	68
Professional Baking & Patisserie	69

<b>Indigenous Education &amp; Community Relations</b>	<b>70</b>
---	-----------

Aboriginal Language Specialist	71
Aboriginal Program for College Enrichment & Transition	72
ACCESS Aircraft Maintenance & Manufacturing	73
Computer Applications for Business - Certificate	74
Introduction to Trades	75

<b>Transportation, Aviation &amp; Manufacturing</b>	<b>76</b>
---	-----------

Aerospace Manufacturing	77
Aircraft Maintenance Engineer	78
Aircraft Maintenance Engineer Certificate	79
Automotive Technician - Certificate	80
Automotive Technician - Diploma	81
Collision Refinishing	82
Collision Repair & Refinishing	83
Heavy Duty Equipment Mechanic	84
Manufacturing CAD	85
Manufacturing Technician	86
Mechanical Engineering Technology	87
Outdoor Power Equipment Technician	88
Power Engineering Technology	89
Precision Metal Machining	90
Technology Management	91
Welding	92

# Table of Contents (continued)

## Centre for Teaching Excellence, Innovation & Research . . . . . 93

Business/Technology Teacher Education . . . . .	94
Business/Technology Teacher Education - After Degree . . . . .	95
Certificate in Adult Education . . . . .	96
Industrial Arts/Technology Teacher Education . . . . .	97
Technical Vocational Teacher Education . . . . .	98
Technical Vocational Teacher Education (part-time). . . . .	99

## Continuing Education . . . . . 101

Accounting (part-time) . . . . .	102
Administrative Assistant (full-time) . . . . .	103
Administrative Assistant (part-time) . . . . .	104
Applied Counselling (full-time) . . . . .	105
Applied Counselling (part-time) . . . . .	106
Building Construction Technician (part-time). . . . .	107
Business Administration - Administration (part-time). . . . .	108
Business Analyst (part-time). . . . .	109
Business and Administration Studies (part-time) . . . . .	110
Cisco Networks CCNA (part-time) . . . . .	111
Computer and Network Support (part-time) . . . . .	112
Drafting / CAD (part-time). . . . .	113
Educational Assistant Certificate (full-time) . . . . .	114
Graphics Communications (part-time) . . . . .	115
Health Care Aide (part-time). . . . .	116
Health Care Aide/Health Unit Clerk (full-time) . . . . .	117
Health Services Leadership & Management (part-time). . . . .	118
Health Unit Clerk (full-time) . . . . .	119
Human Resource Management (part-time). . . . .	120
Industrial Electrical Maintenance (part-time). . . . .	121
Industrial Supervision (part-time) . . . . .	122
Justice and Public Safety (part-time). . . . .	123
Legal Assistant (full-time) . . . . .	124
Library & Information Technology (part-time) . . . . .	125
Management Development (part-time) . . . . .	126
Medical Device Reprocessing Technician (part-time) . . . . .	127
Occupational Health & Safety (full-time) . . . . .	128
Occupational Health & Safety (part-time) . . . . .	129
Power Engineering - 5th Class (full-time). . . . .	130
Professional Photography (full-time). . . . .	131
Project Management (part-time) . . . . .	132
Quality Systems Management & Application (part-time) . . . . .	133
Railway Conductor (full-time) . . . . .	134
Recreation Facilitator for Older Adults (part-time) . . . . .	135
Residential Decorating (full-time) . . . . .	136
Software Development (part-time) . . . . .	137
Technical Communication (part-time) . . . . .	138
Therapeutic Recreation Facilitator for Older Adults (full-time). . . . .	139
Transportation and Logistics Management (part-time). . . . .	140
Volunteer Management (part-time) . . . . .	141

## Appendix A:

Graduate Satisfaction and Employment Survey Questionnaire . . . . .	142
--	-----

## Appendix B:

Continuing Education Graduate Satisfaction and Employment Survey Questionnaire . . . . .	144
---	-----

## Appendix C:

Glossary . . . . .	146
--------------------	-----

## Appendix D:

Program Changes . . . . .	147
---------------------------	-----

## Appendix E:

Occupations by Program . . . . .	148
----------------------------------	-----



# Introduction

This 2015/2016 report summarizes the findings of the surveys of 2014/2015 Red River College (RRC) graduates from regular programs and continuing education programs.

The College conducts these surveys of graduates every year to understand employment outcomes and the attitudes and feelings of graduates about their education at RRC. The findings are used across the College to improve programs.

The College's academic aim is to help create successful careers for learners and a skilled workforce for the community by providing comprehensive, inclusive, and accessible learning opportunities through high quality, leading edge, applied education programs. To assess how well the College is doing in this endeavor, it is essential to seek out our graduates and ask what they are doing.

This report contains results from two surveys:

- The first is the Graduate Satisfaction and Employment survey that gathers information on employment status and program satisfaction from graduates of mainly full-time certificate, diploma, and post diploma, and degree programs.
- The second is the School of Continuing Education (CE) Graduate survey that gathers information from graduates of CE certificate and diploma programs.

This report serves many purposes. It helps establish the College's accountability to the Council on Post-Secondary Education and the Province of Manitoba, as well as to graduates and students, and to all Manitobans. It also helps in the continuous improvement of our academic programming as results from the surveys are used for reviews throughout the College. Overall the knowledge provided by our graduates informs RRC's planning.

The report is also used by prospective students themselves, high school and college counselors, academic advisors, faculty, and many others who are involved in the career planning and decision-making process for current and prospective students.

The pages that follow include a number of tables and charts at a college-wide, school and program level providing employment related information and education satisfaction ratings. There is a wealth of information on the outcomes of our graduates.

The Graduate Satisfaction and Employment Report is a collective effort, receiving support and input from all RRC academic departments and the entire Research and Planning staff.

The primary objectives of the surveys are to:

- Ascertain the employment status of graduates, their quality of employment and whether this employment is related to their field of study;
- Examine the opinions and attitudes of graduates about the education received at Red River College; and
- Obtain information on salaries, types of positions, and locations of employment.

Comments about this Report can be directed to the Research and Planning Department, C509-2055 Notre Dame Avenue, Winnipeg, MB R3H 0J9, Canada, or 204.632.2038. The report can be viewed online at [www.rrc.ca/researchplan](http://www.rrc.ca/researchplan) under Publications.

Questions concerning the methodology of the study should be directed to Nancy Ball, Research Assistant, at 204.632.2909 or [nball@rrc.ca](mailto:nball@rrc.ca)



Ashley Blackman, Director  
Research and Planning

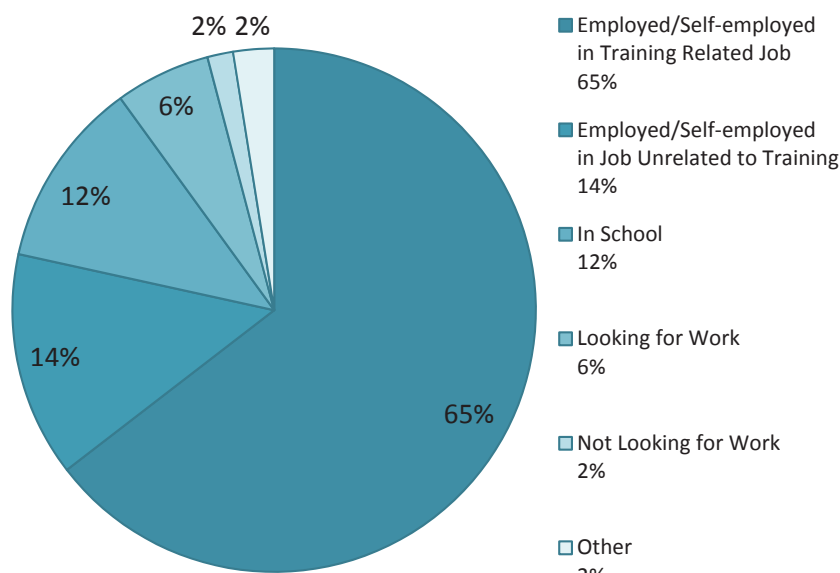
# Report Highlights

Red River College's 2015/2016 Satisfaction and Employment survey of 2014/2015 graduates shows that graduates continue to find jobs in Manitoba and express high levels of satisfaction with their education.

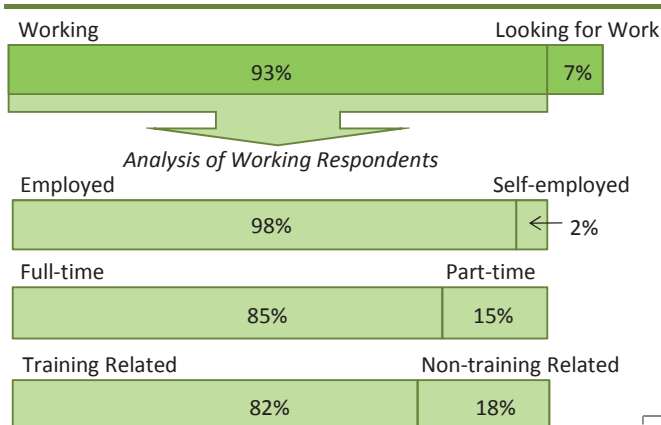
Of all full-time day program graduates who responded to the survey, 90 percent were employed or furthering their education.

Of those graduates who were in the labour force, seeking employment, 93 percent found jobs. Only 7 percent were looking for work. Moreover, of the responding employed graduates who reported an employer's address, 97 percent were in Manitoba. By far, most College graduates remain in Manitoba to contribute to the province's prosperity and to its social and cultural vitality.

**CURRENT STATUS**  
(% Of all Respondent in this Report)



**Graduates in the Labour Force**

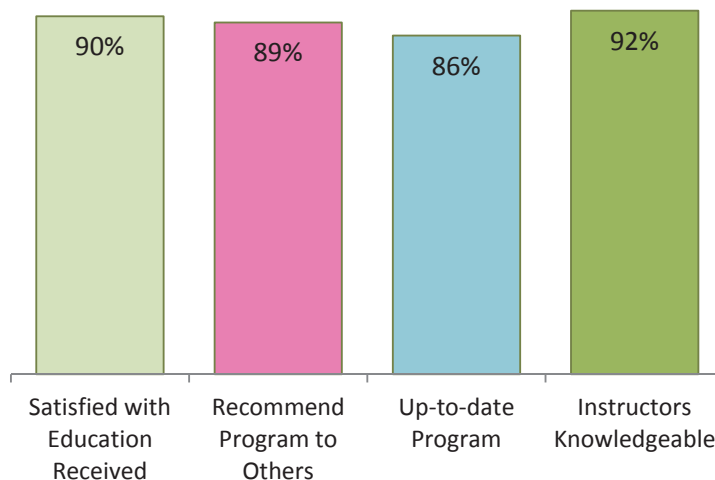


(Undeclared category is not illustrated)

Eighty-two percent of employed/self-employed graduates reported that they were working in a field related to the education and training received. In addition, 85 percent of the employed/self-employed graduates reported that they were employed full-time.

Ninety percent of all respondents reported that they were very satisfied or satisfied with their education at Red River College and 89 percent said they would recommend their program to others.

Graduates also reported their annual salaries. There is variation in the level of achieved income by program with an average of \$43,381, which was an increase of 0.4 percent over that reported by 2013/2014 graduates.



**Top Ten Average Starting Salaries**

Certificate in Adult Education	\$80,985
Construction Management	\$73,863
Nursing	\$73,847
Instrumentation Engineering Technology	\$63,335
Technical Vocational Teacher Education ( <i>part-time</i> )	\$56,320
Power Engineering Technology	\$56,258
Medical Laboratory Sciences	\$55,162
MRI and Spectroscopy	\$54,826
3D Computer Graphics	\$54,600
Paramedicine - Primary Care Paramedic	\$52,702

(Excludes programs with only one salary provided)

# Survey Process

Red River College surveys its graduates on an annual basis. The survey collects data related to the graduates' employment status, salary, occupation and skill use. Graduates are asked to indicate their level of satisfaction with the education received at Red River College.

The analyzed data from the completed and returned surveys are presented in this report for each program. Data on the Employment Status of graduates are presented for each Academic School.

## SCOPE OF THE SURVEY

Graduates from degree, post-graduate diploma, diploma and certificate programs, as well as from programs delivered in partnership with external agencies were sent surveys six months following the end of the previous academic year. A total of 1,512 students representing the graduating class of 2014/2015 participated in the survey. Graduates from Apprenticeship and Regional Campus programs were surveyed but are not included in this report. Graduates from the Language Training Centre and Adult Learning Centre programs were not included in the survey. Five hundred and thirteen graduates from the School of Continuing Education programs also participated in the survey.

## METHODOLOGY

The survey fielding consisted of two phases. In the first phase a survey questionnaire and personalized letter were sent to each student who graduated between July 1, 2014 and June 30, 2015 (see Appendix A and B). A second survey and letter were sent to those who did not respond to the initial request. In order to maximize the response rates for individual programs, phase 2 involved a telephone survey of the non-responding graduates to phase 1.

## RESPONSE RATES

All program graduates were surveyed and a percentage of this population responded. The results in this report are based on those respondents. The number of graduates responding to the survey is identified in this report for each program.

Table 1 and Table 2 summarize response and cooperation rates. Response rates are calculated on the total number of mailed surveys, while cooperation rates are calculated on the number of delivered surveys.

## RESPONSE

Table 1: Response Rates by Achievement

Achievement	Number of Programs Surveyed	Number of Surveys Sent Out	Number of Surveys Returned	Response Rate (%)	Undeliverables	Cooperation Rate (%)
Certificate	36	1069	548	51.3%	39	53.2%
Degree	2	144	84	58.3%	5	60.4%
Diploma	50	1267	795	62.7%	53	65.5%
Post-graduate Diploma	7	175	85	48.6%	10	51.5%
<b>Total</b>	<b>95</b>	<b>2655</b>	<b>1512</b>	<b>56.9%</b>	<b>107</b>	<b>59.3%</b>

Table 2: School of Continuing Education Response Rates by Achievement

Achievement	Number of Programs Surveyed	Number of Surveys Sent Out	Number of Surveys Returned	Response Rate (%)	Undeliverables	Cooperation Rate (%)
Certificate	43	813	507	62.4%	4	62.7%
Diploma	2	10	6	60.0%		60.0%
<b>Total</b>	<b>45</b>	<b>823</b>	<b>513</b>	<b>62.3%</b>	<b>4</b>	<b>62.6%</b>

**Note:** Throughout the report, percentages may vary due to rounding.

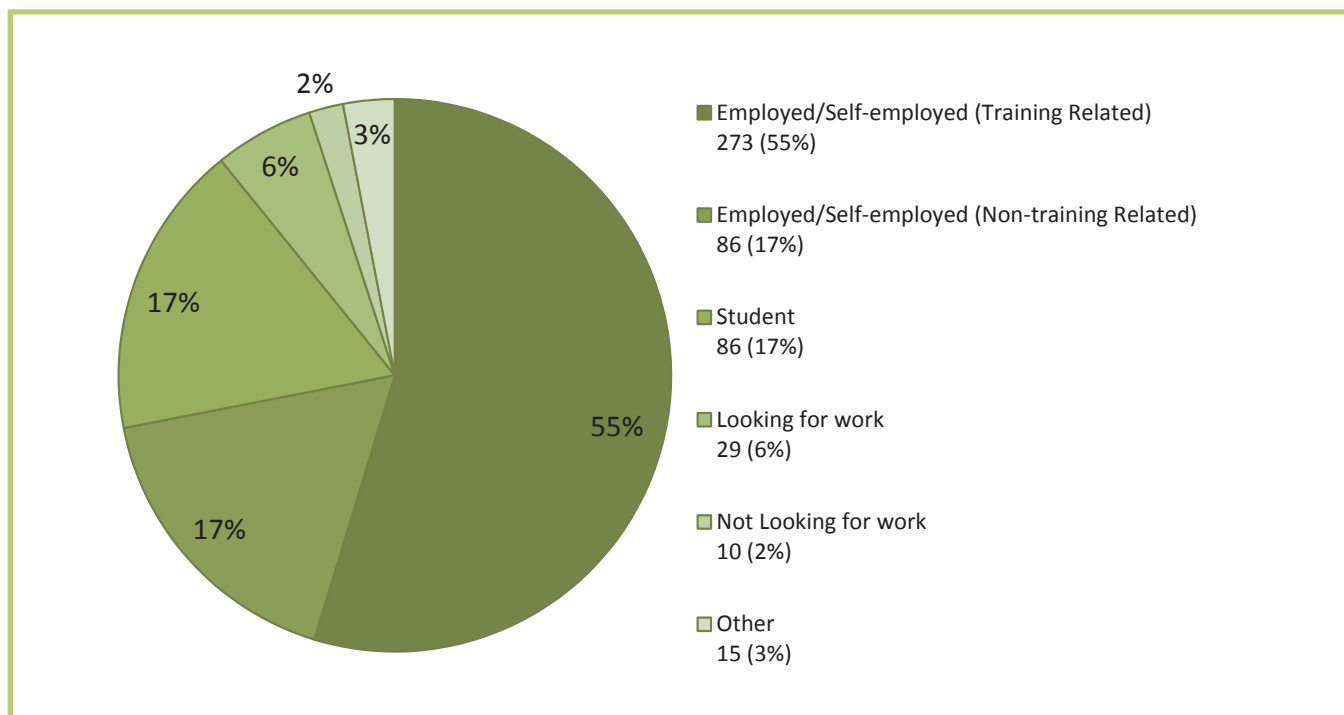
# School of Business & Applied Arts

The School of Business and Applied Arts consists of three departments: Accounting and Computer Education; Applied Commerce & Management Education; and Creative Arts. The School offers programs designed to meet the specific needs of the business, information technology, and graphics and communications professions.

Of the programs surveyed, there were 133 certificates, 581 diplomas, and 95 post-graduate diplomas awarded in 2014-15.

Eight hundred and nine graduates were surveyed with 499 responding for a 62% response rate.

## CURRENT ACTIVITY OF RESPONDENTS



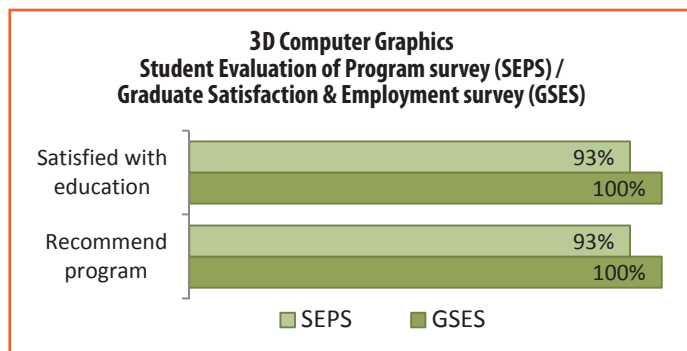
## PROGRAMS SURVEYED AND INCLUDED IN THIS REPORT

- |   |   |
|---|---|
| 3D Computer Graphics                                      | Commerce Industry Sales & Marketing             |
| American Sign Language - English Interpretation           | Creative Communications                         |
| Applied Accounting  | Deaf Studies                                    |
| Business Administration - Accounting                      | Digital Media Design                            |
| Business Administration - Administration                  | Graphic Design                                  |
| Business Administration - Financial Services              | Graphic Design - Advanced                       |
| Business Administration - Human Resources                 | International Business                          |
| Business Administration - Marketing                       | Introduction to Business Information Technology |
| Business Information Technology - Application Development | Library & Information Technology                |
| Business Information Technology - Network Management      | Technical Communication                         |
| Business Information Technology - Web Development         |   |

**Top Salary:** \$45,760  
**Employed:** 82%

# 3D Computer Graphics

## One-Year Post-Diploma Program



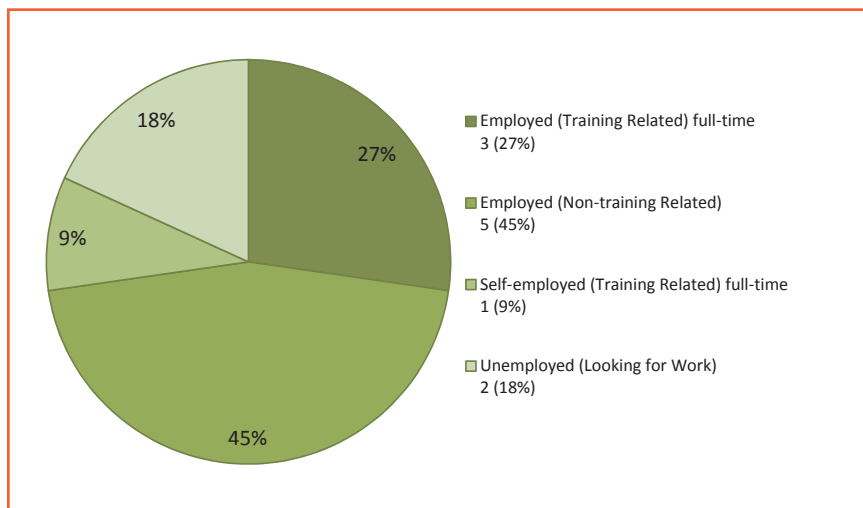
*Comparison of 2014-15 graduate cohort ratings with the ratings of the 2014-15 student cohort*

This program is designed for industry professionals and/or graduates of Digital Media Design or equivalent programs who wish to upgrade their skills.

Graduates of the 3D Computer Graphics program find employment in visual effects, motion graphics, video game development, 3D simulation and prototyping, medical imaging, and 3D simulation industries. Some graduates choose self-employment as freelance artists.

## EMPLOYMENT STATISTICS:

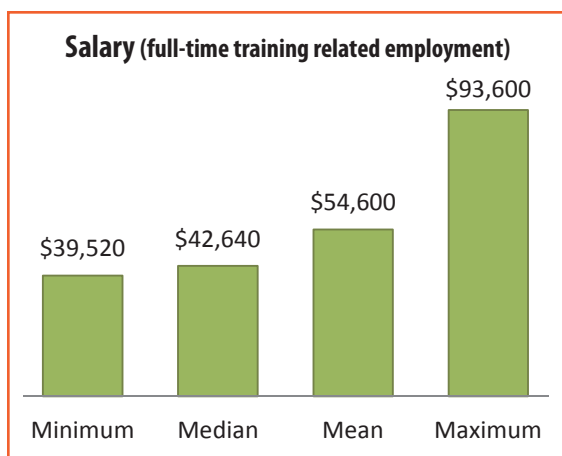
### Current Activity of Respondents



### Occupations

(full or part-time training related employment)

3D Animator  
 3D Artist  
 Surfacing Artist  
 Web and Graphic Designer



Three Year Comparison of Employed Respondents	2012-13	2013-14	2014-15
Number of Graduates	15	14	15
Number of Respondents	9	8	11
Number of Employed Respondents	8	6	9
Percentage of Employed Respondents	89%	75%	82%
Number of Respondents Employed in Training Related Occupations	6	5	4
Percentage of Respondents Employed in Training Related Occupations	67%	63%	36%

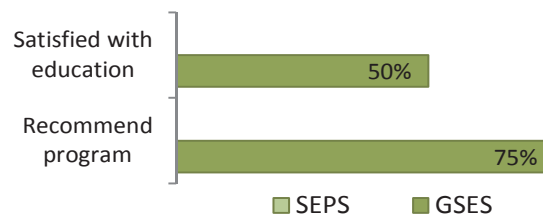
# American Sign Language - English Interpretation

Employed: 75%

## Three-Year Joint Diploma/ Degree Program

The American Sign Language - English Interpretation program develops the skills required to function as an American Sign Language (ASL) - English Interpreter. Interpreters work to facilitate interactions between hearing and deaf individuals in a wide variety of settings. Graduates are employed by interpreter referral agencies, video relay centres, or work as freelance interpreters in many areas, such as medical and legal professions, employment services, government, mental health, recreation, religious settings, the performing arts, and educational settings, both K-12 and post-secondary.

### ASL - English Interpretation Student Evaluation of Program survey (SEPS) / Graduate Satisfaction & Employment survey (GSES)



Comparison of 2014-15 graduate cohort ratings with the ratings of the 2014-15 student cohort  
\*There is no 2014-15 SEPS data for this program.

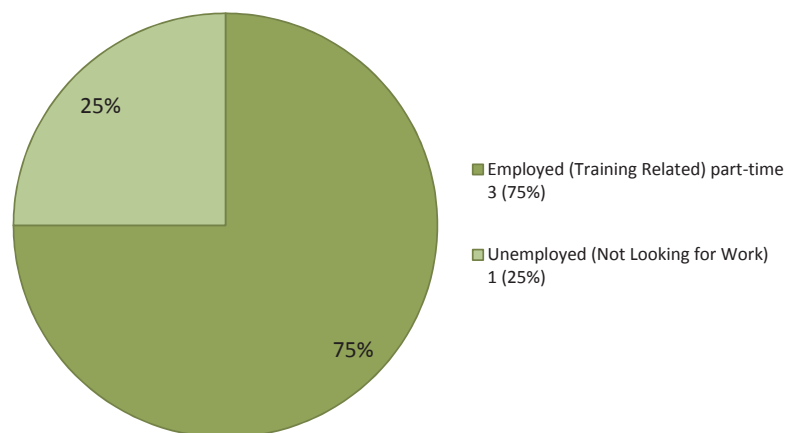
## EMPLOYMENT STATISTICS:

### Occupations

(full or part-time training related employment)

American Sign Language  
- English Interpreter  
ASL - English Interpreter

### Current Activity of Respondents



Three Year Comparison of Employed Respondents	2012-13	2013-14	2014-15
Number of Graduates	8	5	4
Number of Respondents	5	4	4
Number of Employed Respondents	5	4	3
Percentage of Employed Respondents	100%	100%	75%
Number of Respondents Employed in Training Related Occupations	5	4	3
Percentage of Respondents Employed in Training Related Occupations	100%	100%	75%

### Salary (full-time training related employment)

There are no salaries  
to be reported




Top Salary: \$50,000

Employed: 79%

In School: 10%

# Applied Accounting

## One-Year Certificate Program

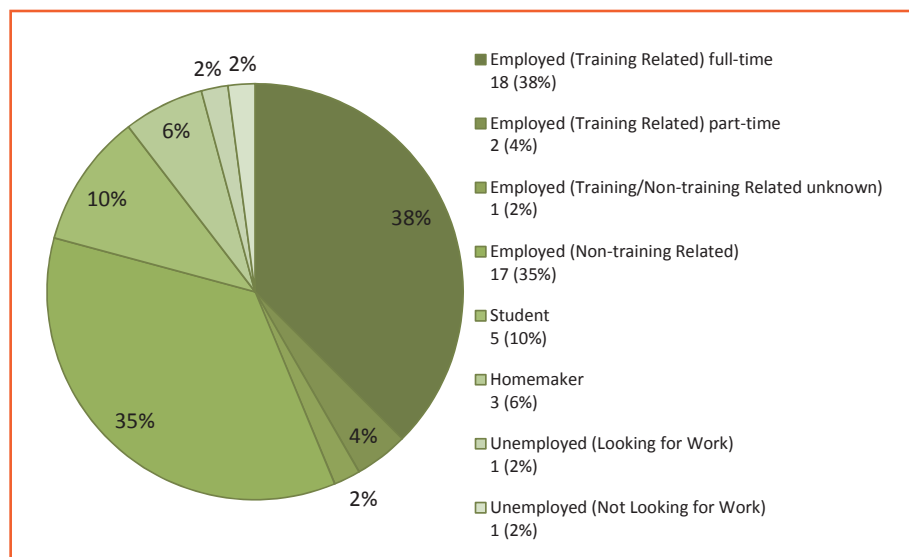


Comparison of 2014-15 graduate cohort ratings with the ratings of the 2014-15 student cohort

The Applied Accounting program is designed to provide the necessary skills needed for entry level accounting support positions. In addition to developing basic accounting and computer skills, the program includes courses in general business practices. Most graduates find employment as accounting or finance clerks or small business bookkeepers in public administration, professional, scientific and technical services, manufacturing, wholesale trade, transportation and warehousing, retail trade, or finance and insurance.

## EMPLOYMENT STATISTICS:

### Current Activity of Respondents

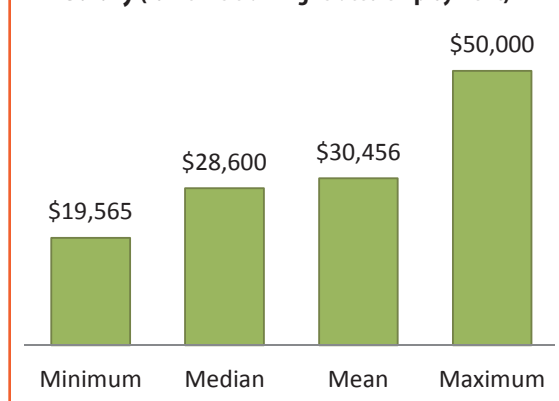


### Occupations

(full or part-time training related employment)

Accounting Admin Assistant  
Accounting Assistant  
Accounting Assistant / Receivables  
Accounting Clerk  
Accounting Technician  
Accounts Payable Clerk  
Administrative Assistant  
Administrative Representative  
Billing Coordinator  
Bookkeeper - trucking company  
Bookkeeper/Payroll Clerk  
Claims Examiner  
Dental Receptionist  
Payroll and Benefits Administrator  
Process Improvement Analyst  
Property Manager  
Retail Store Manager

### Salary (full-time training related employment)



### Three Year Comparison of Employed Respondents

	2012-13	2013-14	2014-15
Number of Graduates	82	76	90
Number of Respondents	37	22	48
Number of Employed Respondents	24	18	38
Percentage of Employed Respondents	65%	82%	79%
Number of Respondents Employed in Training Related Occupations	12	11	20
Percentage of Respondents Employed in Training Related Occupations	32%	50%	42%

# Business Administration - Accounting

Top Salary: \$50,000

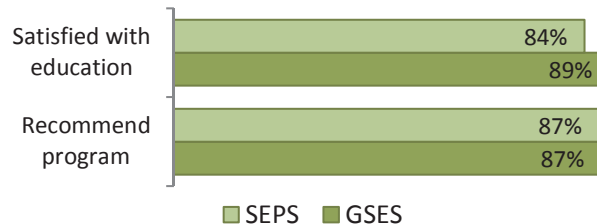
Employed: 62%

In School: 22%

## Two-Year Diploma Program

Graduates of this Business Administration major develop abilities and obtain knowledge of accounting principles and practices. Many graduates pursue post-graduate programs in professional accounting, including CMA and CGA programs. Graduates of the Accounting major usually find employment in the accounting departments of Manitoba businesses. Others have found careers in small business or started their own enterprises.

**Business Administration - Accounting**  
Student Evaluation of Program survey (SEPS) /  
Graduate Satisfaction & Employment survey (GSES)



Comparison of 2014-15 graduate cohort ratings with the ratings of the 2014-15 student cohort

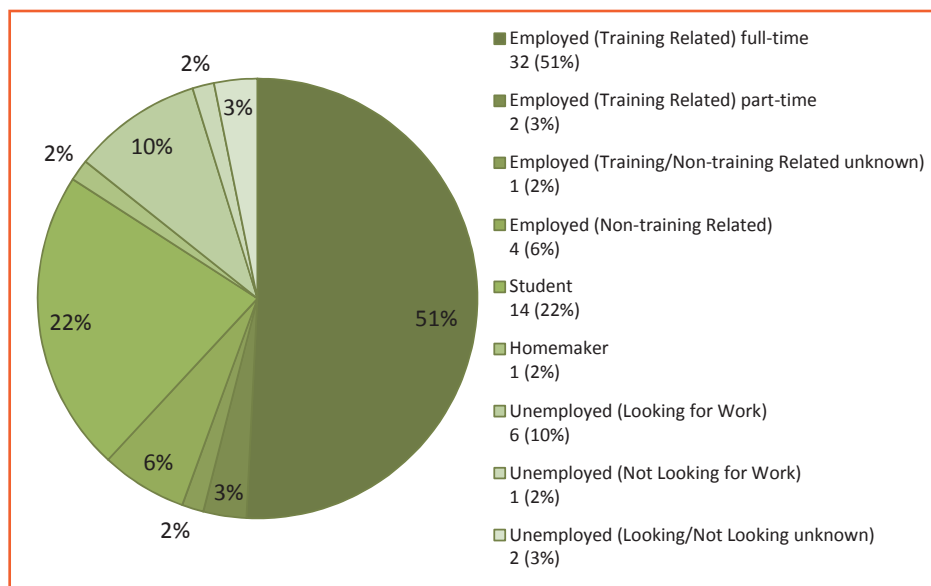
## EMPLOYMENT STATISTICS:

### Occupations

(full or part-time training related employment)

Administrative Support  
Accountant  
Accounting Clerk  
Accounting Clerk  
- Accounts Payable  
Accounting Technician  
Accounts Payable  
Staff Bookkeeper  
Fund Administrator  
Financial Assistant  
Financial Analyst  
Derivatives Processor,  
Derivatives Administration  
Accounts Manager  
Derivatives Processor  
Accounts Receivable Coordinator  
Junior Accounting Technician  
Taxation Clerk  
Accounts Clerk  
Securities and Derivative Processor  
Sales Coordinator  
Payroll Accountant  
Office Administrator  
Accounts Payable Clerk

### Current Activity of Respondents

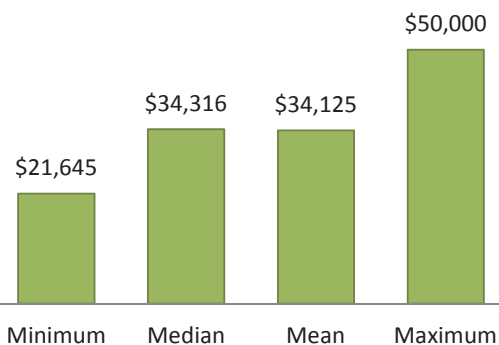


Contract Administrator  
Assistant Accounting Clerk  
Data Management Administrator

Office Accountant, Benefits Admin,  
Financial Analyst

Three Year Comparison of Employed Respondents	2012-13	2013-14	2014-15
Number of Graduates	82	110	98
Number of Respondents	38	59	63
Number of Employed Respondents	29	53	39
Percentage of Employed Respondents	76%	90%	62%
Number of Respondents Employed in Training Related Occupations	27	39	34
Percentage of Respondents Employed in Training Related Occupations	71%	66%	54%

### Salary (full-time training related employment)





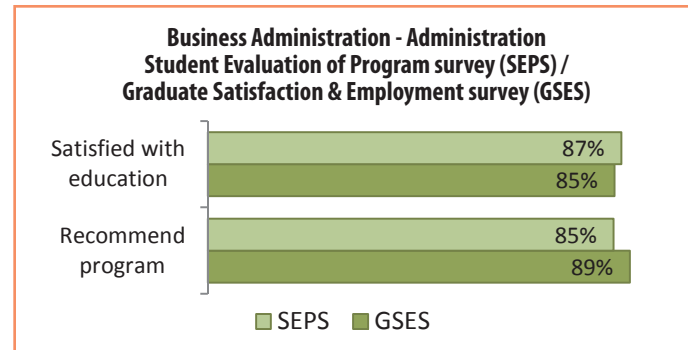
Top Salary: \$68,000

Employed: 69%

In School: 26%

# Business Administration - Administration

## Two-Year Diploma Program

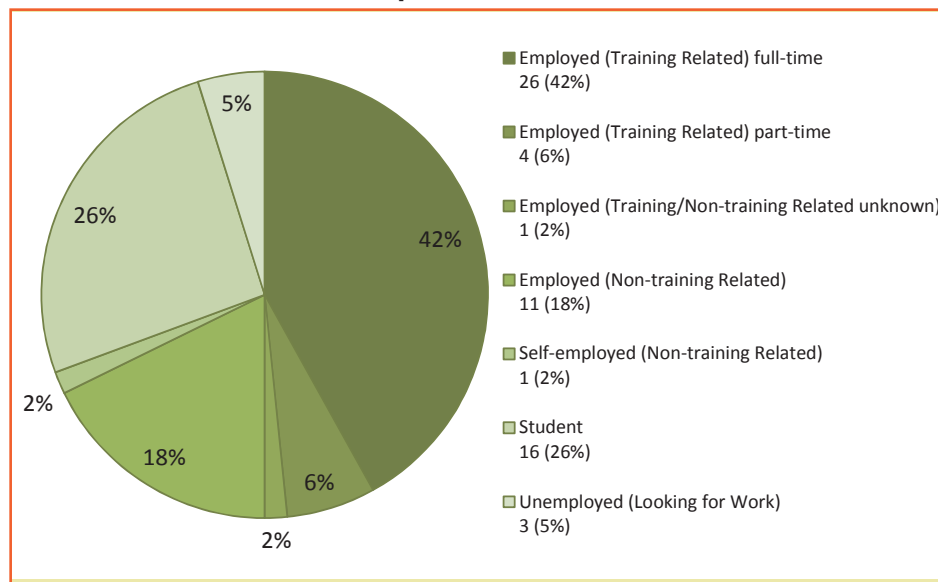


Comparison of 2014-15 graduate cohort ratings with the ratings of the 2014-15 student cohort

Students develop a potential for supervision and management through the study of business-related courses and practical projects. Many graduates have been accepted into management training programs with department stores, banks, insurance companies and financial institutions. Others have found careers in small business or started their own enterprises.

## EMPLOYMENT STATISTICS:

### Current Activity of Respondents



Service Representative  
Tax Preparer  
Warehouse Manager

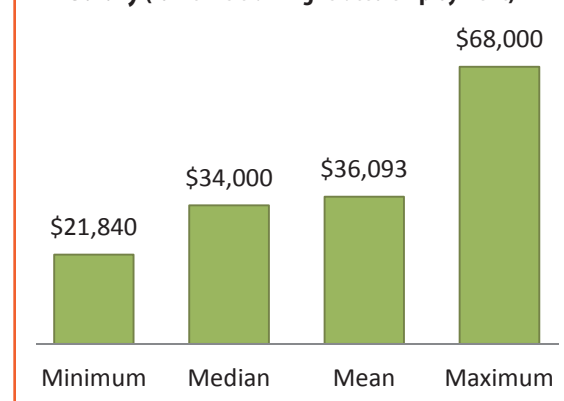
Restaurant Manager  
Server; Intern; Brand Ambassador  
Software Specialist  
Special Projects Coordinator/Member

### Occupations

(full or part-time training related employment)

Account Manager/Op Order Processor  
Administrative Assistant  
Book Keeper/Receptionist  
Business Development Intern  
Car Wash/Laundromat Manager  
Compliance Officer  
Customer Service Representative  
Employment Advisor  
Employment Facilitator  
Executive Assistant  
Financial Advisor  
Gas Station Manager  
Insurance Support Broker  
Logistics Manager  
Medical Claims Administrator  
Office Administration  
(Accounts Receivables)  
Paralegal  
Partnership Coordinator  
Payroll Accountant/Leasing Agent/  
Office Manager/Event Coordinator  
Proshop Manager

### Salary (full-time training related employment)



### Three Year Comparison of Employed Respondents

	2012-13	2013-14	2014-15
Number of Graduates	117	103	98
Number of Respondents	54	50	62
Number of Employed Respondents	44	36	43
Percentage of Employed Respondents	82%	72%	69%
Number of Respondents Employed in Training Related Occupations	28	25	30
Percentage of Respondents Employed in Training Related Occupations	52%	50%	48%

# Business Administration - Financial Services

Top Salary: \$120,000

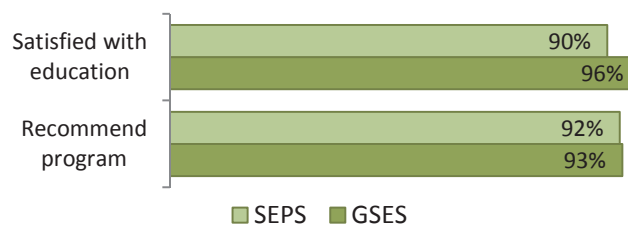
Employed: 79%

In School: 4%

## Two-Year Diploma Program

Students develop a potential for supervision and management through the study of business-related courses and practical projects. The Financial Services major is designed for those interested in banking and finance as a career. The major provides graduates with strong communication, organizational, and analytical skills, and experience in financial applications.

**Business Administration - Financial Services**  
Student Evaluation of Program survey (SEPS) /  
Graduate Satisfaction & Employment survey (GSES)



Comparison of 2014-15 graduate cohort ratings with the ratings of the 2014-15 student cohort

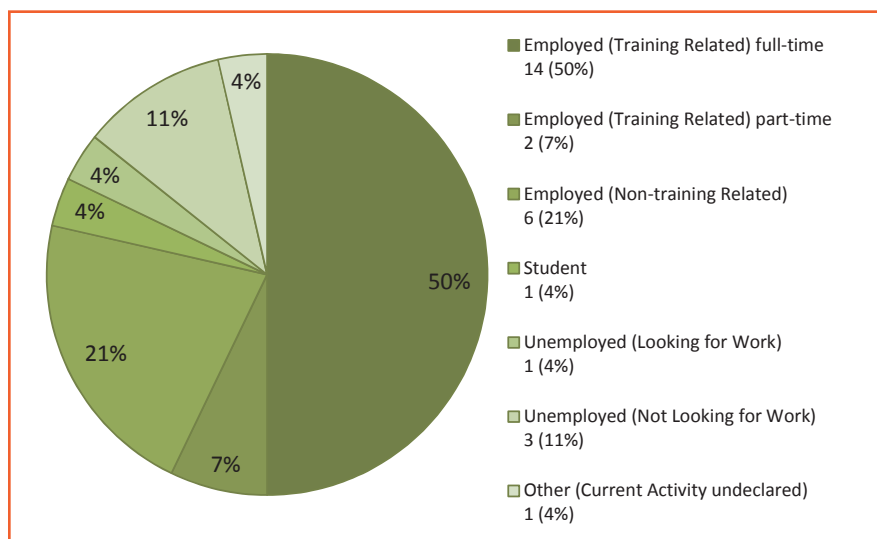
## EMPLOYMENT STATISTICS:

### Occupations

(full or part-time training related employment)

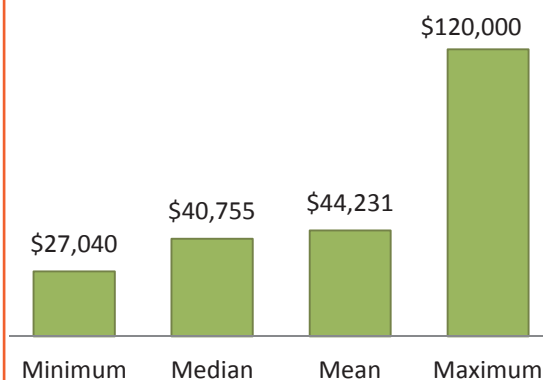
Administrative Assistant  
Bank Teller/Walmart Stocker  
Commercial Sales Representative  
Credit Analyst  
CSR  
Finance Manager  
Financial Advisor  
Financial Services Representative  
Member Service Representative  
Operations Administration  
Product Advisor  
Sales Consultant  
T1 Accounts Clerk  
Teller

### Current Activity of Respondents



Three Year Comparison of Employed Respondents	2012-13	2013-14	2014-15
Number of Graduates	30	42	49
Number of Respondents	11	27	28
Number of Employed Respondents	7	22	22
Percentage of Employed Respondents	64%	82%	79%
Number of Respondents Employed in Training Related Occupations	4	15	16
Percentage of Respondents Employed in Training Related Occupations	36%	56%	57%

### Salary (full-time training related employment)



Top Salary: \$65,000

Employed: 76%

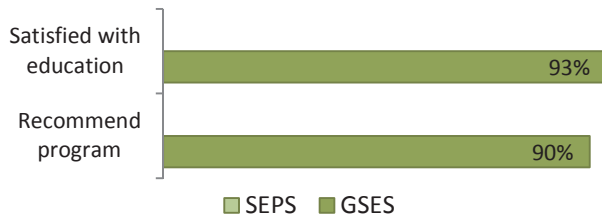
In School: 14%

# Business Administration - Human Resource Management

## Two-Year Diploma Program

This Business Administration major is designed for students with strong critical thinking and interpersonal skills who want to implement the functions of human resource management. Students will be prepared for an administrative role in an HRM department and can begin the professional certification process, if they desire.

### Business Administration - Human Resource Management Student Evaluation of Program survey (SEPS) / Graduate Satisfaction & Employment survey (GSES)

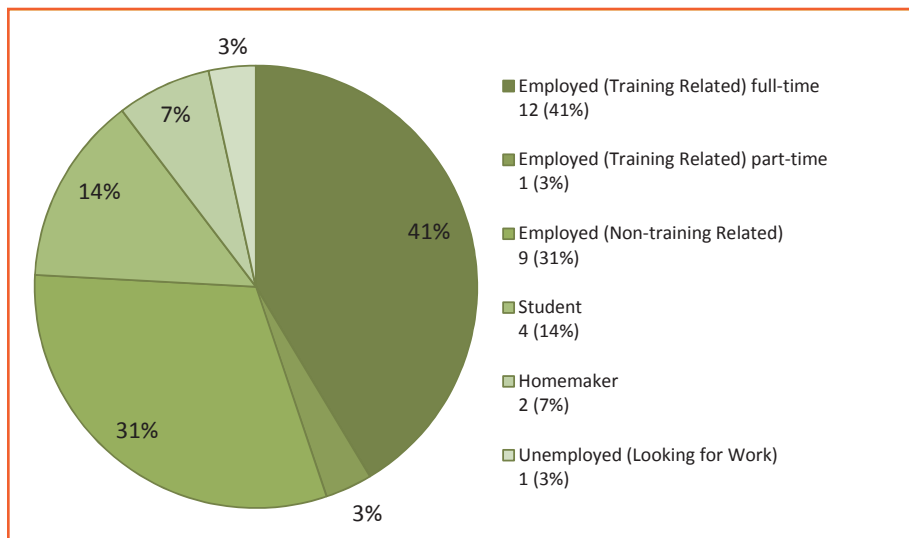


Comparison of 2014-15 graduate cohort ratings with the ratings of the 2014-15 student cohort

\*There is no 2014-15 SEPS data for this program.

## EMPLOYMENT STATISTICS:

### Current Activity of Respondents

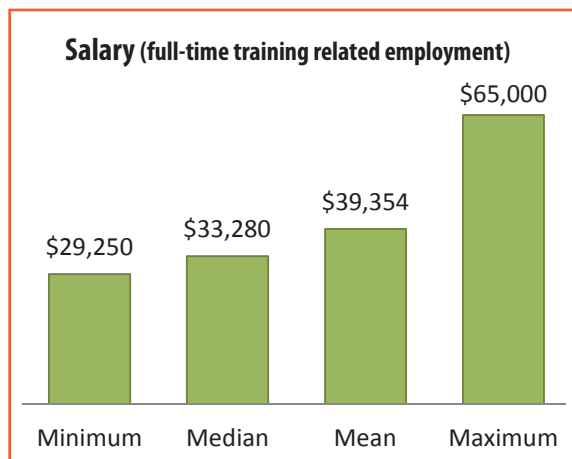


### Occupations

(full or part-time training related employment)

Accounting Receivables  
Accounting Technician  
Admin Assistant  
Administrator Administration/  
Accounts Receivable/  
Accounts Payable/ Payroll  
Collections Officer  
Employer Accounts Agent  
HR and Office Coordinator  
Management Trainee  
Program Assistant  
Records Assistant  
Seed Retailer Administration  
Training & Development Specialist

### Salary (full-time training related employment)



### Three Year Comparison of Employed Respondents

	2012-13	2013-14	2014-15*
Number of Graduates			40
Number of Respondents			29
Number of Employed Respondents			22
Percentage of Employed Respondents			76%
Number of Respondents Employed in Training Related Occupations			13
Percentage of Respondents Employed in Training Related Occupations			45%

\*Note: 2014-15 is the first graduating class for this program major.

# Business Administration - Marketing

Top Salary: \$70,000

Employed: 67%

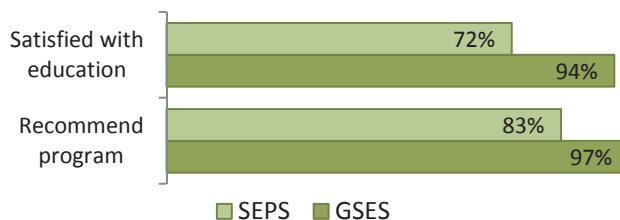
In School: 21%

## Two-Year Diploma Program

Students in this Business Administration major develop critical and analytical skills used in the strategic marketing process.

Many graduates seek employment in the marketing departments of a variety of businesses, including retail, manufacturing and industrial sectors. Other have found careers in small business or started their own enterprises.

**Business Administration - Marketing**  
Student Evaluation of Program survey (SEPS) /  
Graduate Satisfaction & Employment survey (GSES)



*Comparison of 2014-15 graduate cohort ratings with the ratings of the 2014-15 student cohort*

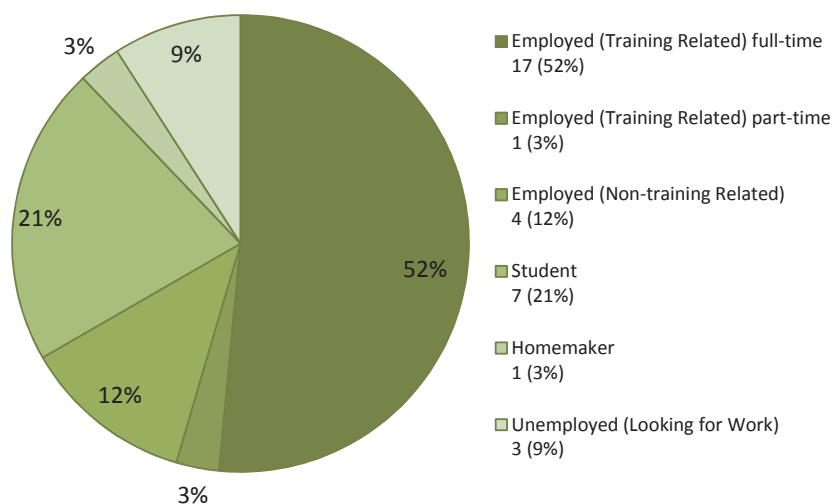
## EMPLOYMENT STATISTICS:

### Occupations

(full or part-time training related employment)

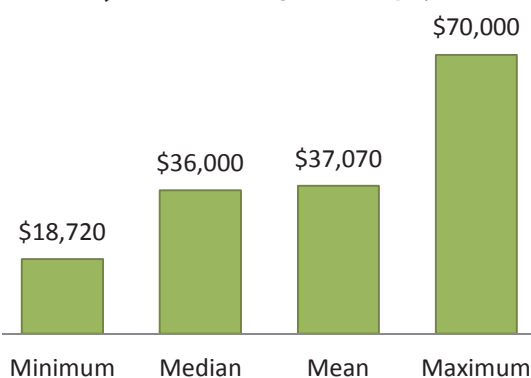
Account Manager  
Account Service Representative  
Administration Rep  
Claims Processor  
Clerical Assistant  
Commercial Underwriter Assistant  
Communications Officer  
Director of Account Management  
Employee Benefit Sales  
Employee Benefits Sales Representative  
Event Coordinator  
Event Coordinator/ Community Liaison  
Office and Communication Coordinator  
Retail Management  
Sales Assistant  
Sales Associate  
Sales Representative  
Service Advisor

### Current Activity of Respondents



Three Year Comparison of Employed Respondents	2012-13	2013-14	2014-15
Number of Graduates	66	64	52
Number of Respondents	26	32	33
Number of Employed Respondents	22	28	22
Percentage of Employed Respondents	85%	88%	67%
Number of Respondents Employed in Training Related Occupations	18	16	18
Percentage of Respondents Employed in Training Related Occupations	69%	50%	55%

### Salary (full-time training related employment)

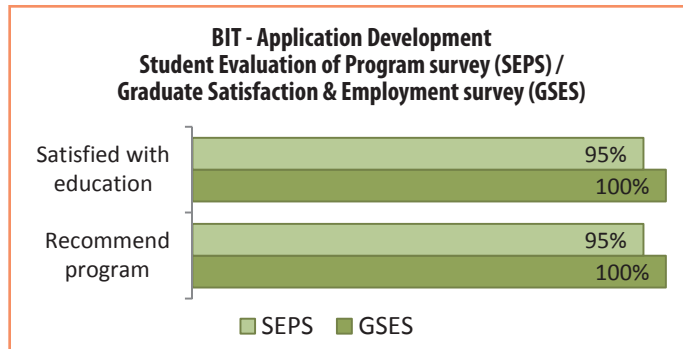


Top Salary: \$58,200  
Employed: 100%

# Business Information Technology - Application Development

## Two-Year Diploma Program

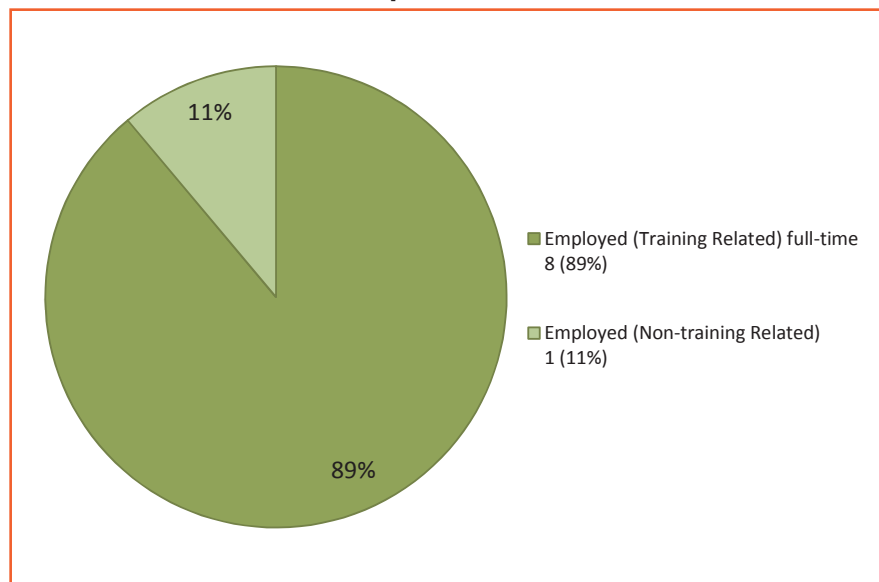
The Business Information Technology (BIT) program is a two-year diploma program that gives students a solid foundation in information technology in the first year followed by second-year specialties. The Application Development major builds proficiency in application development for business systems. Major languages explored include Java, C#, and Ruby.



*Comparison of 2014-15 graduate cohort ratings with the ratings of the 2014-15 student cohort*

## EMPLOYMENT STATISTICS:

### Current Activity of Respondents

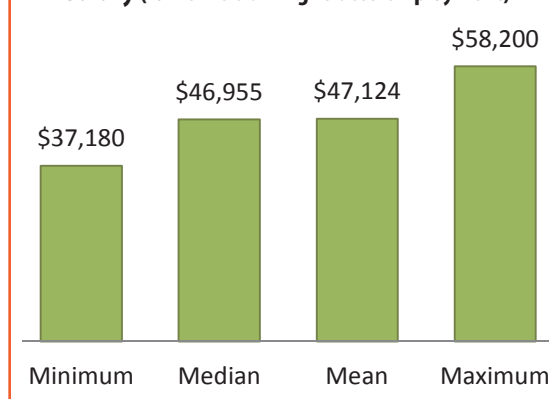


### Occupations

(full or part-time training related employment)

Associate Software Developer  
Main Frame Operator  
PHP Developer  
Programmer/Analyst  
Queue Manager  
Web Developer

### Salary (full-time training related employment)



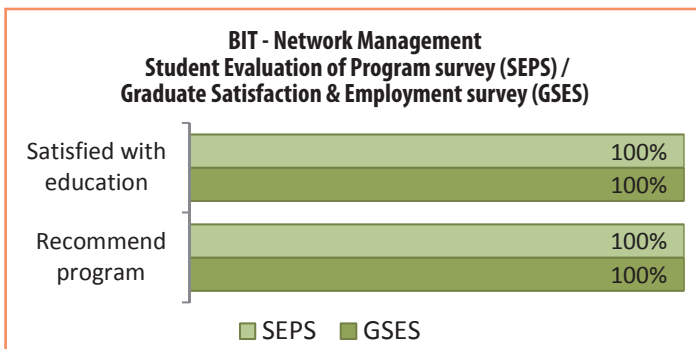
Three Year Comparison of Employed Respondents	2012-13	2013-14	2014-15
Number of Graduates	23	14	20
Number of Respondents	10	7	9
Number of Employed Respondents	7	7	9
Percentage of Employed Respondents	70%	100%	100%
Number of Respondents Employed in Training Related Occupations	7	6	8
Percentage of Respondents Employed in Training Related Occupations	70%	86%	89%

# Business Information Technology - Network Management

Top Salary: \$61,581  
Employed: 88%

## Two-Year Diploma Program

The Business Information Technology (BIT) program is a two-year diploma program that gives students a solid foundation in information technology in the first year followed by second-year specialties. The Network Management major provides the skills needed for network administration, security and disaster recovery, platform integration, and Windows and Unix servers. Some courses are integrated with established programs such as the Cisco Networking Academy Program.



*Comparison of 2014-15 graduate cohort ratings with the ratings of the 2014-15 student cohort*

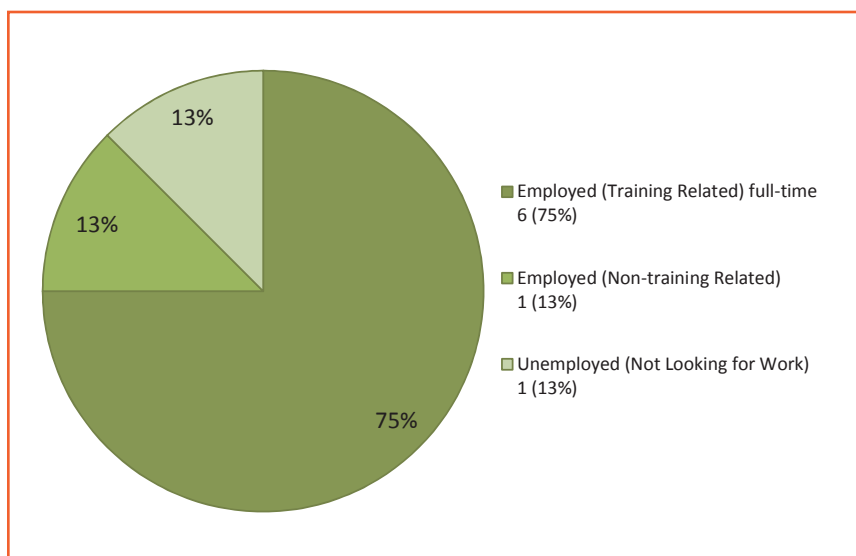
## EMPLOYMENT STATISTICS:

### Occupations

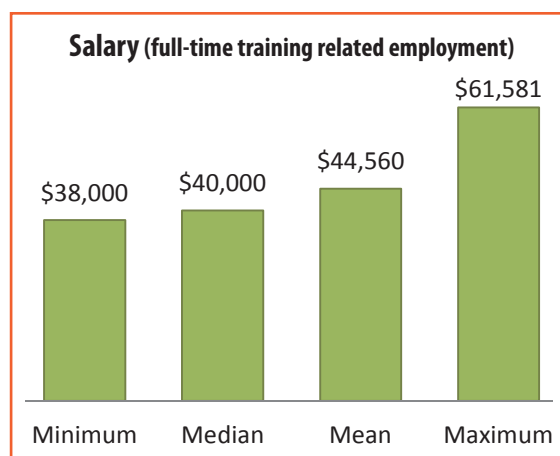
(full or part-time training related employment)

Assistant System Administrator  
IT Support  
Jr Network Admin  
Support Specialist  
Systems Analyst

### Current Activity of Respondents

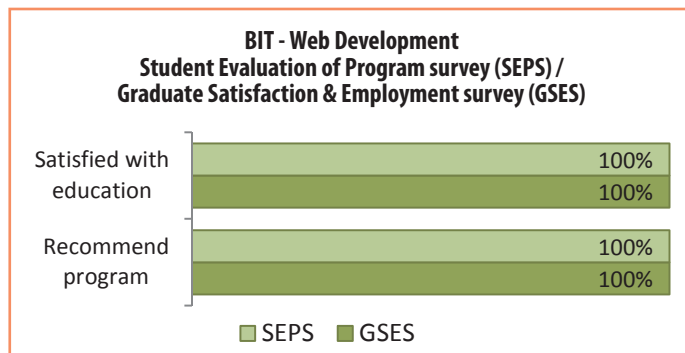


Three Year Comparison of Employed Respondents	2012-13	2013-14	2014-15
Number of Graduates	15	23	11
Number of Respondents	8	14	8
Number of Employed Respondents	8	13	7
Percentage of Employed Respondents	100%	93%	88%
Number of Respondents Employed in Training Related Occupations	8	13	6
Percentage of Respondents Employed in Training Related Occupations	100%	93%	75%



Top Salary: \$65,000  
Employed: 91%

# Business Information Technology - Web Development



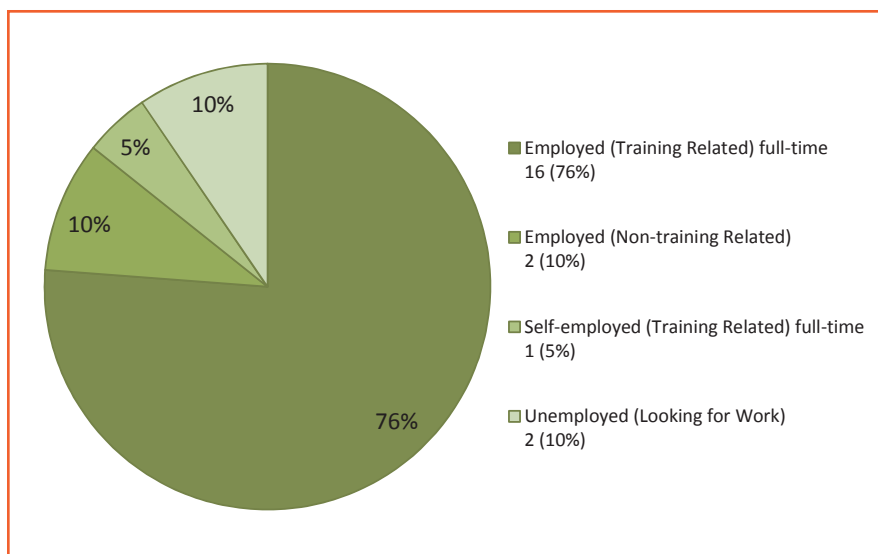
*Comparison of 2014-15 graduate cohort ratings with the ratings of the 2014-15 student cohort*

## Two-Year Diploma Program

The Business Information Technology (BIT) program is a two-year diploma program that gives students a solid foundation in information technology in the first year followed by second-year specialties. The Web Development major provides the specialized skills needed to develop content for the Web, including server-side technologies, introductory Internet security, platform integration, and mobile technologies.

## EMPLOYMENT STATISTICS:

### Current Activity of Respondents

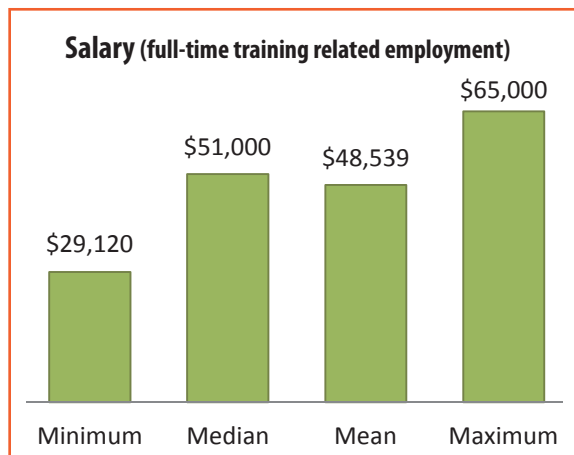


### Occupations

(full or part-time training related employment)

HRMS Business Analyst  
Junior Applications Developer  
Lead Developer  
Manager, Collaboration & Project Management  
Operations Technician  
Owner/CEO  
Service Desk  
Software Developer  
Software Developer 1  
Software Developer/ IT Support  
Support Analyst  
Systems Analyst  
Web Developer

### Salary (full-time training related employment)



Three Year Comparison of Employed Respondents	2012-13	2013-14	2014-15
Number of Graduates	29	24	30
Number of Respondents	21	10	21
Number of Employed Respondents	18	8	19
Percentage of Employed Respondents	86%	80%	91%
Number of Respondents Employed in Training Related Occupations	17	8	17
Percentage of Respondents Employed in Training Related Occupations	81%	80%	81%



# Commerce Industry Sales & Marketing

Top Salary: \$40,000

Employed: 100%

## One-Year Certificate Program

This program develops the knowledge and personal selling skills required for long term partnerships and sales success. It reflects a needs-satisfaction selling philosophy supported by a persuasive and interactive communication process. Graduates have found employment as sales and marketing representatives in various industries including manufacturing and distribution of office supplies and equipment, food and paper products, industrial goods, transportation services, and consumer goods and services.

### Commerce Industry Sales & Marketing Student Evaluation of Program survey (SEPS) / Graduate Satisfaction & Employment survey (GSES)



Comparison of 2014-15 graduate cohort ratings with the ratings of the 2014-15 student cohort

\*There is no 2014-15 SEPS data for this program.

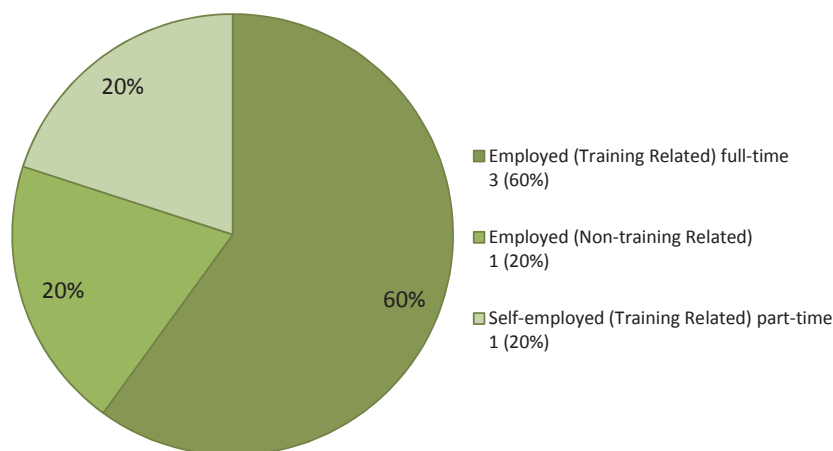
## EMPLOYMENT STATISTICS:

### Occupations

(full or part-time training related employment)

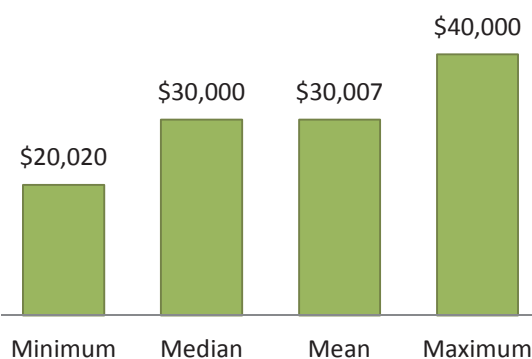
Commerce Apprentice  
Marketing Consultant  
Proprietor - Roofing Company

### Current Activity of Respondents



Three Year Comparison of Employed Respondents	2012-13	2013-14	2014-15
Number of Graduates	17	17	17
Number of Respondents	8	7	5
Number of Employed Respondents	6	5	5
Percentage of Employed Respondents	75%	71%	100%
Number of Respondents Employed in Training Related Occupations	6	3	4
Percentage of Respondents Employed in Training Related Occupations	75%	43%	80%

### Salary (full-time training related employment)



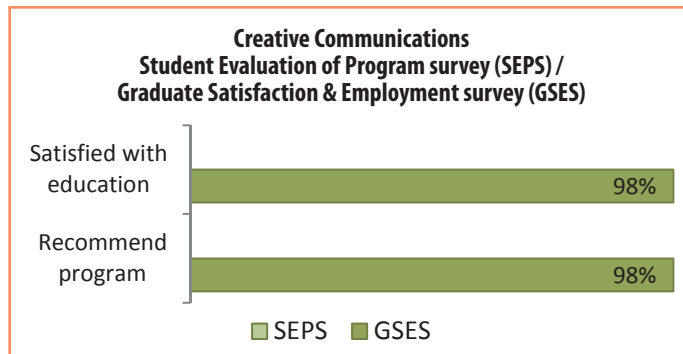


Top Salary: \$84,500

Employed: 96%

In School: 4%

# Creative Communications



Comparison of 2014-15 graduate cohort ratings with the ratings of the 2014-15 student cohort

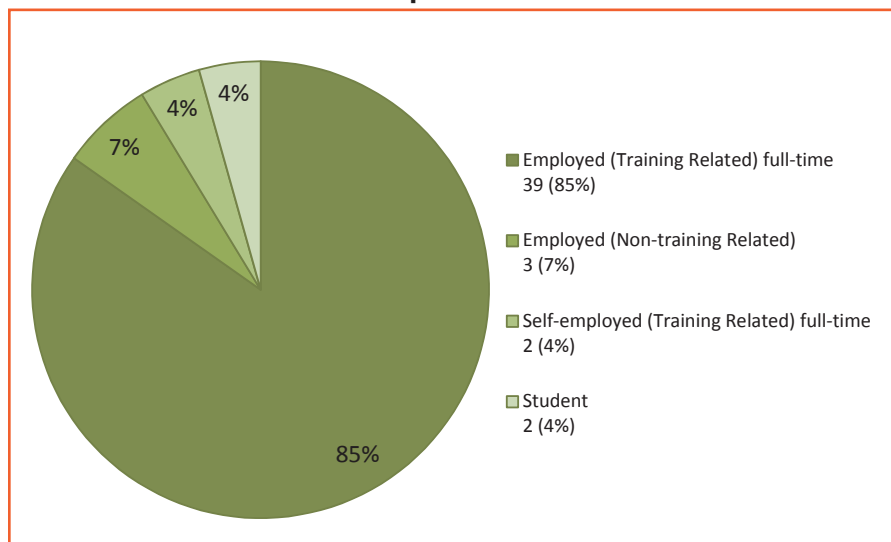
\*There is no 2014-15 SEPS data for this program.

## Two-Year Diploma Program

Students in this program develop the skills to succeed in the communications fields of advertising, journalism, media production, and public relations. Graduates have found employment as journalists in print, radio and television; broadcast production technicians; copywriters and media buyers in advertising agencies, radio and television stations; and public relations personnel for various companies and government agencies.

## EMPLOYMENT STATISTICS:

### Current Activity of Respondents



### Occupations

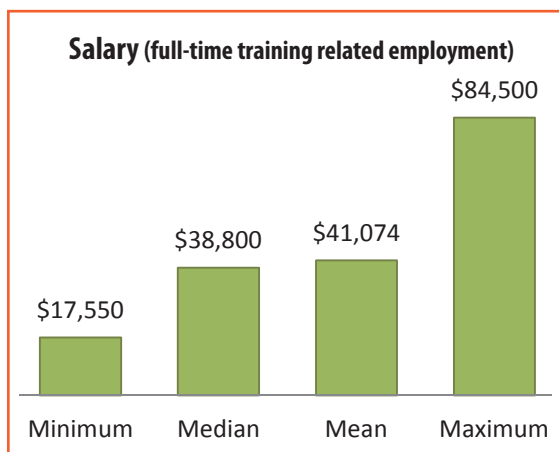
(full or part-time training related employment)

Assistant Video Editor  
Commodity Market Reporter  
Communication Officer  
Communication Specialist  
Communications/Special Events Coordinator  
Communications Assistant  
Communications Coordinator  
Communications Officer  
Community Relations Coordinator  
Content Writer  
Corporate Video Producer/  
Communications Coordinator  
Daily Reporter  
Event Organizer  
Events Assistant  
Farm Broadcaster/Reporter  
Government Writer  
Lead Social Marketer  
Marketing & Communication Coordinator  
Marketing & Communications Manager  
Marketing Communications Specialist  
Marketing Consultant

Marketing Coordinator  
Marketing Manager  
Marketing Specialist  
Multimedia Journalist  
Promotions and Media

Promotions Writer  
Public Relations Coordinator  
Radio Producer  
Reporter/Photographer  
Social Media Analyst

Strategy Writer  
VFX Production Manager  
Video Generalist  
Web & Production Designer  
Writer / Editor



Three Year Comparison of Employed Respondents	2012-13	2013-14	2014-15
Number of Graduates	62	62	59
Number of Respondents	32	35	46
Number of Employed Respondents	28	33	44
Percentage of Employed Respondents	88%	94%	96%
Number of Respondents Employed in Training Related Occupations	25	31	41
Percentage of Respondents Employed in Training Related Occupations	78%	89%	89%

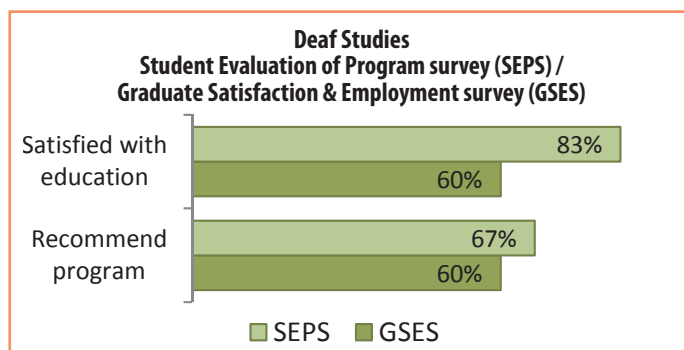
# Deaf Studies

Employed: 40%

In School: 60%

## One-Year Certificate Program

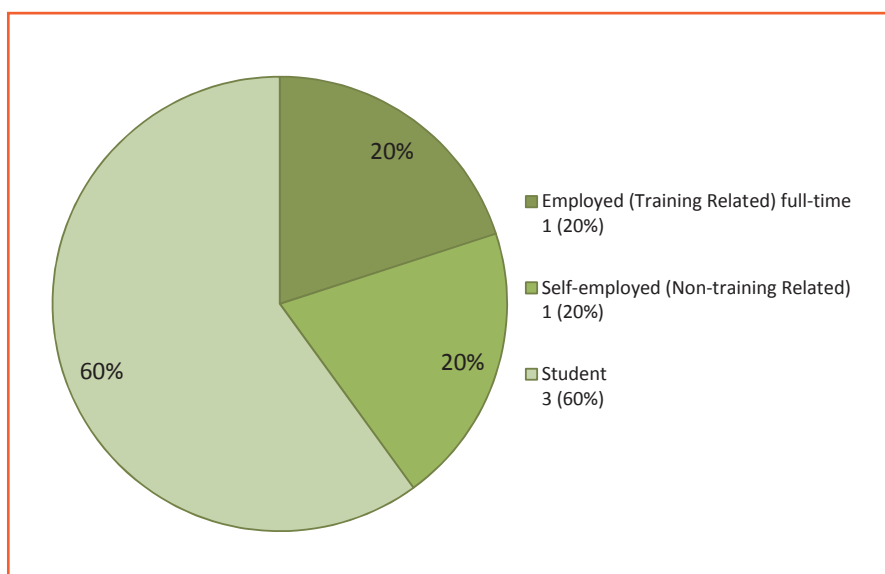
The Deaf Studies program is designed to increase fluency in American Sign Language (ASL) and provide knowledge of Deaf culture and history. Deaf persons can benefit from this program by learning more about their own language, culture and history. This program is suitable for anyone who requires language and culture fluency for effective interaction with Deaf individuals, as well as those who intend to apply for entry into an ASL/Interpretation program.



*Comparison of 2014-15 graduate cohort ratings with the ratings of the 2014-15 student cohort*

## EMPLOYMENT STATISTICS:

### Current Activity of Respondents



Three Year Comparison of Employed Respondents	2012-13	2013-14	2014-15
Number of Graduates	10	13	9
Number of Respondents	3	9	5

*\*Note: This program is designed to prepare students to take further training at the College and/or to broaden employment skills and opportunities.*

### Salary (full-time training related employment)

There are no salaries to be reported

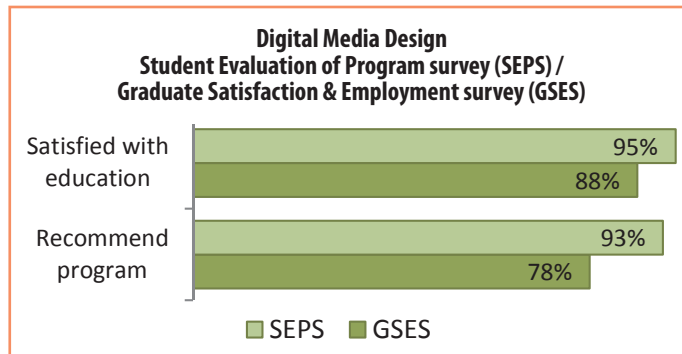
Top Salary: \$45,760

Employed: 59%

In School: 31%

# Digital Media Design

## Two-Year Diploma Program

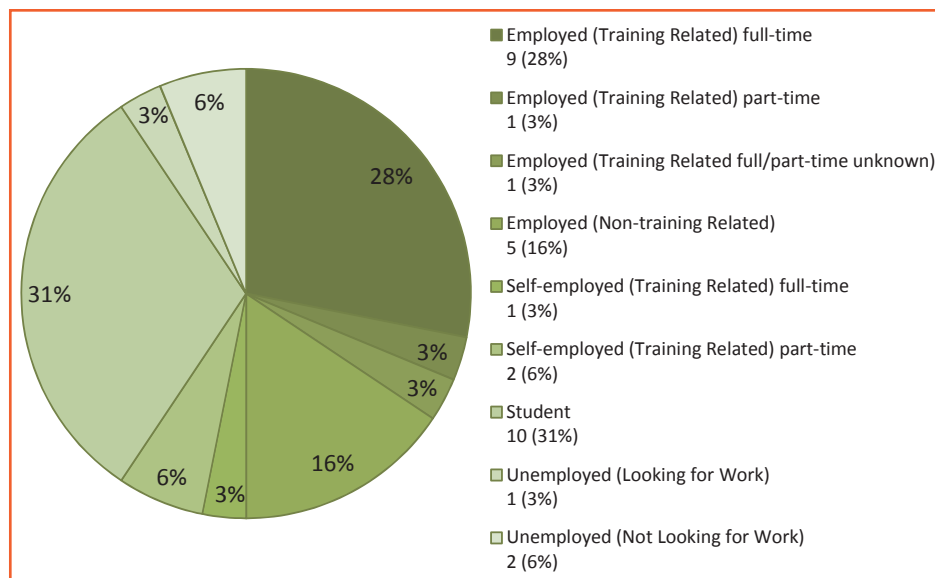


Comparison of 2014-15 graduate cohort ratings with the ratings of the 2014-15 student cohort

This program provides up-to-date training in web and mobile design and development, digital video, 3D animation, motion graphics, and graphic design. It teaches both design fundamentals and technical skills, and encourages creativity, imagination, professionalism, and a strong work ethic. Graduates of this program may find employment in a variety of roles such as web designers and developers, app and UX designers, video shooters and editors, motion graphic designers, and 3D animators.

## EMPLOYMENT STATISTICS:

### Current Activity of Respondents

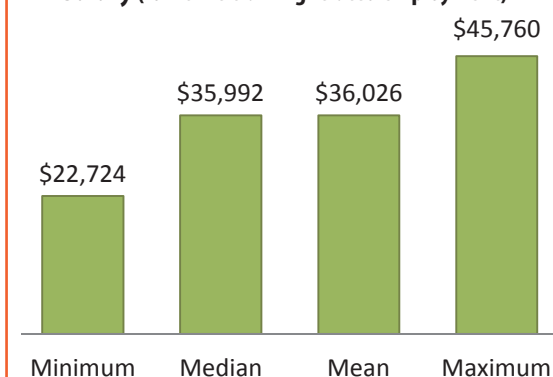


### Occupations

(full or part-time training related employment)

Concept Artist 3D Generalist  
Customer Assistant  
Digital Concept Artist/Illustrator  
Digital Media Designer  
Digital Media Graphic Designer  
Graphic & Digital Media Designer  
Graphic Designer  
Hard-Surface Modeler/Texture Artist  
Lead Videographer  
Motion Designer  
Motion Graphics and 3D Animator  
Video Producer/Web Management  
Videographer/Motion Designer

### Salary (full-time training related employment)



### Three Year Comparison of Employed Respondents

	2012-13	2013-14	2014-15
Number of Graduates	41	40	42
Number of Respondents	22	29	32
Number of Employed Respondents	10	19	19
Percentage of Employed Respondents	46%	66%	59%
Number of Respondents Employed in Training Related Occupations	7	15	14
Percentage of Respondents Employed in Training Related Occupations	32%	52%	44%

# Graphic Design

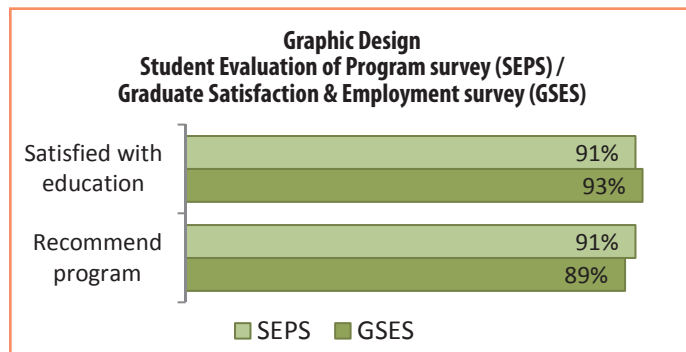
Top Salary: \$42,650

Employed: 43%

In School: 46%

## Two-Year Diploma Program

This program provides up-to-date artistic training in the technology, techniques and philosophy of graphic design. It is designed to develop the technical skills and knowledge essential to professional competence, and to encourage creativity, imagination, and a sense of aesthetic discrimination. Graduates find employment as production specialists, graphic designers, illustrators and art directors. They work in retail stores, advertising agencies, design and production studios and newspapers. Others are working in television and film studios, and some are employed as freelance artists.



*Comparison of 2014-15 graduate cohort ratings with the ratings of the 2014-15 student cohort*

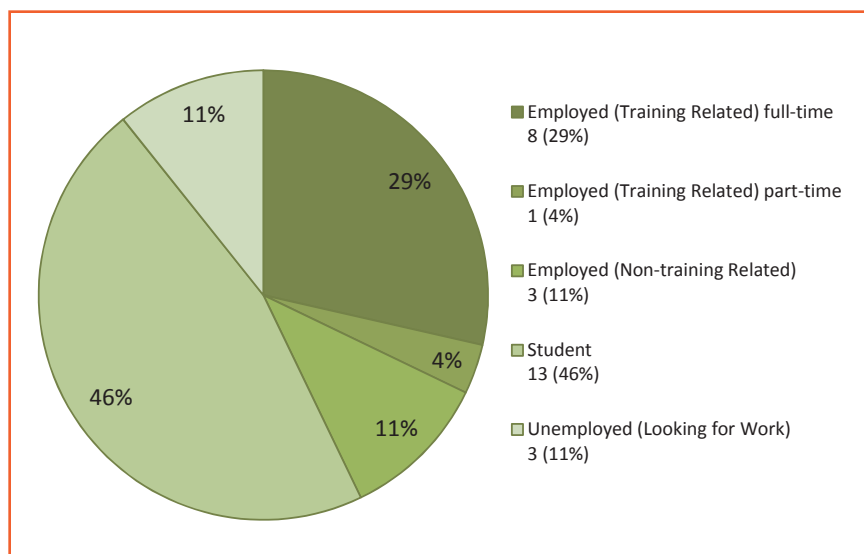
## EMPLOYMENT STATISTICS:

### Occupations

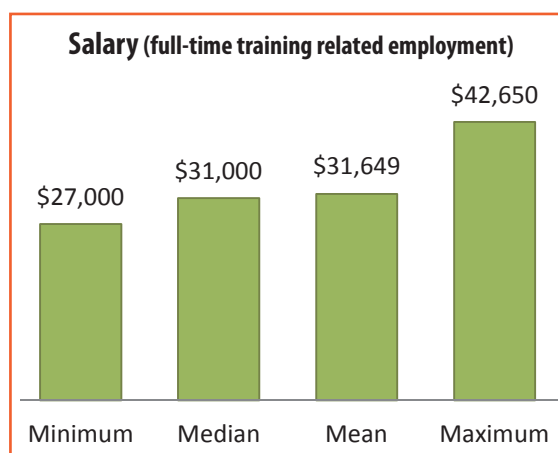
(full or part-time training related employment)

Graphic Designer  
Graphic Designer/Production Artist  
Junior Graphic Designer

### Current Activity of Respondents



Three Year Comparison of Employed Respondents	2012-13	2013-14	2014-15
Number of Graduates	41	39	39
Number of Respondents	19	20	28
Number of Employed Respondents	8	17	12
Percentage of Employed Respondents	42%	85%	43%
Number of Respondents Employed in Training Related Occupations	5	11	9
Percentage of Respondents Employed in Training Related Occupations	26%	55%	32%



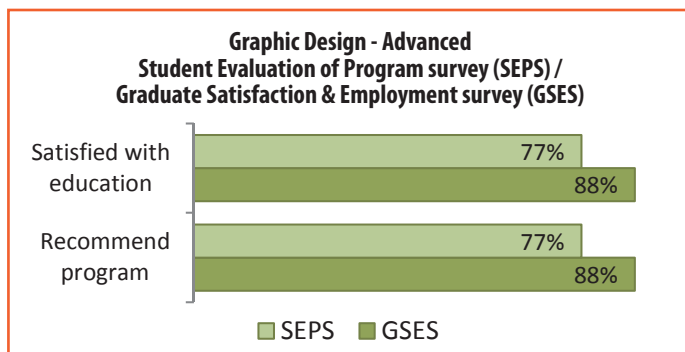
Top Salary: \$45,372

Employed: 88%

In School: 13%

# Graphic Design - Advanced

## One-Year Post-Graduate Diploma Program

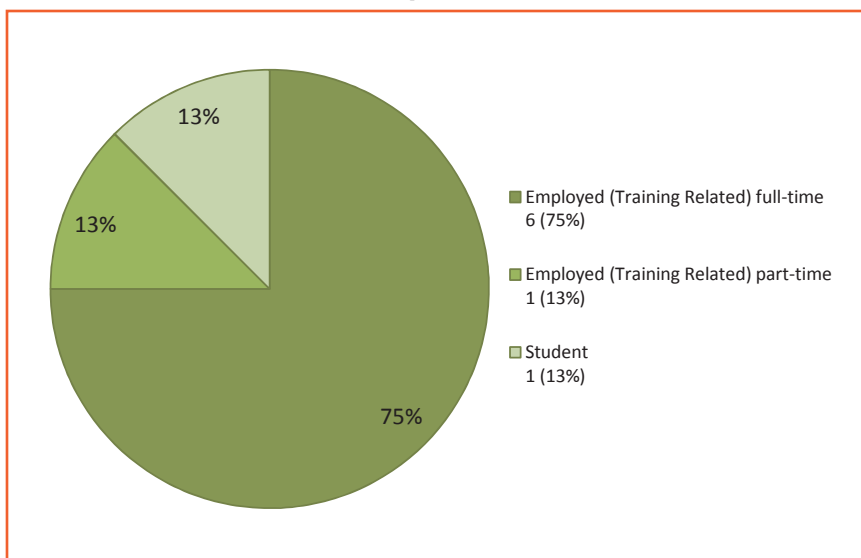


*Comparison of 2014-15 graduate cohort ratings with the ratings of the 2014-15 student cohort*

This program focuses on new skill requirements in areas such as advanced computer graphics, marketing and production management. Graduates find employment in graphic design, 3D animation, interactive document and CD-ROM development, computer games development and website design. They may work for advertising agencies, graphic design studios, retail stores, and colour houses, as well as with newspapers and magazine publishers. Some graduates choose self-employment as freelance artists.

## EMPLOYMENT STATISTICS:

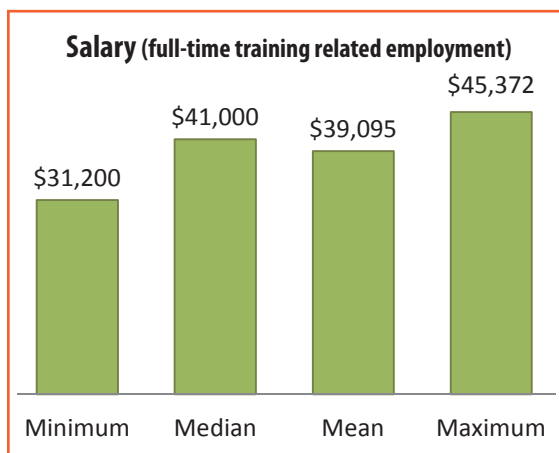
### Current Activity of Respondents



### Occupations

(full or part-time training related employment)

Co-Supervisor  
Graphic Designer  
Graphic Designer -  
Corporate Communications  
Product UI/UX Designer  
UX Designer  
Web / Graphic Designer



Three Year Comparison of Employed Respondents	2012-13	2013-14	2014-15
Number of Graduates	12	19	13
Number of Respondents	5	9	8
Number of Employed Respondents	5	7	7
Percentage of Employed Respondents	100%	78%	88%
Number of Respondents Employed in Training Related Occupations	5	7	7
Percentage of Respondents Employed in Training Related Occupations	100%	78%	88%

# International Business

Top Salary: \$57,000

Employed: 88%

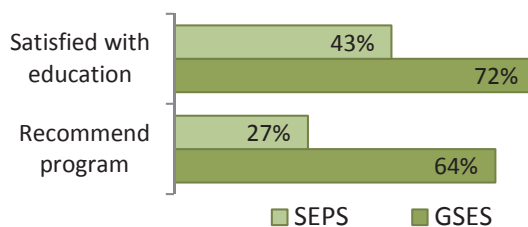
In School: 4%

## One-Year Post-Graduate Diploma Program

The International Business program prepares students to meet the challenges of adapting to the global marketplace.

The need for well-trained and well-qualified business specialists in international business is expanding. Graduates can find a wide range of differing business, industry and organization career opportunities.

**International Business**  
Student Evaluation of Program survey (SEPS) /  
Graduate Satisfaction & Employment survey (GSES)



*Comparison of 2014-15 graduate cohort ratings with the ratings of the 2014-15 student cohort*

## EMPLOYMENT STATISTICS:

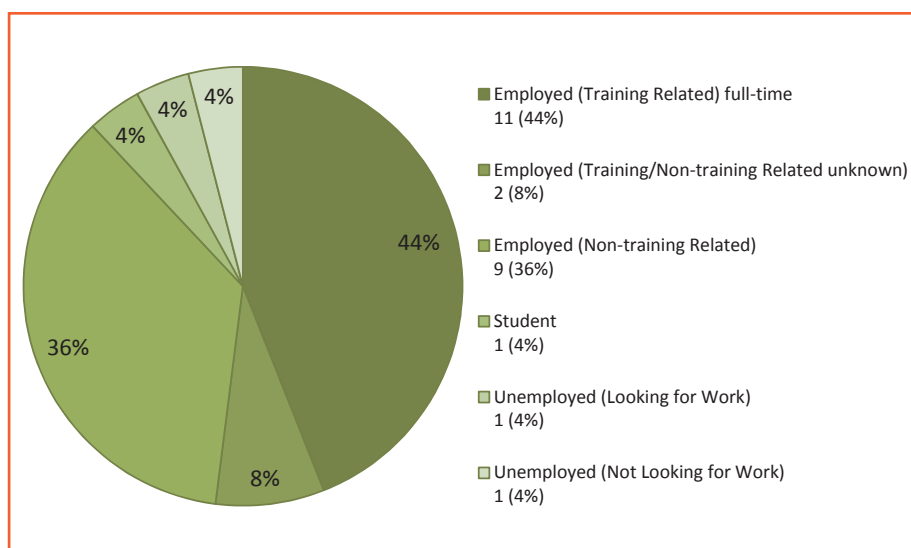
### Occupations

(full or part-time training related employment)

Accounts Payable  
Admin Assistant  
Assistant Manager  
Bids and Pricing Analyst  
Business Analyst  
Cashier  
Customer Service  
Dispatch Supervisor  
Logistic/Supply Chain Coordinator  
Office Manager  
Sales and Marketing

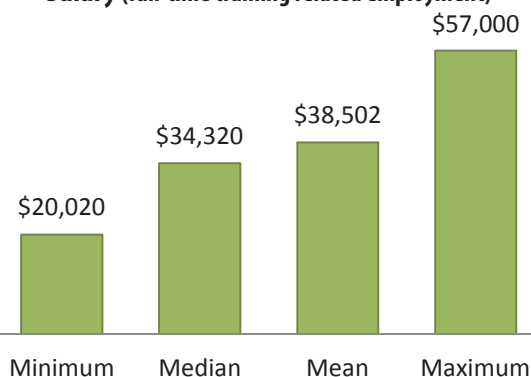
### Current Activity

of Respondents



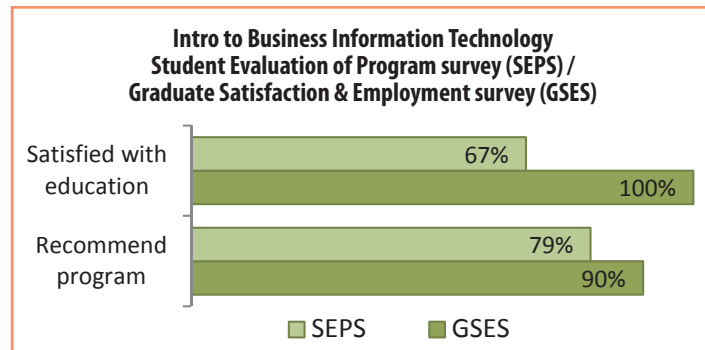
Three Year Comparison of Employed Respondents	2012-13	2013-14	2014-15
Number of Graduates	24	60	67
Number of Respondents	5	18	25
Number of Employed Respondents	5	18	22
Percentage of Employed Respondents	100%	100%	88%
Number of Respondents Employed in Training Related Occupations	2	9	11
Percentage of Respondents Employed in Training Related Occupations	40%	50%	44%

### Salary (full-time training related employment)



In School: 90%

# Introduction to Business Information Technology



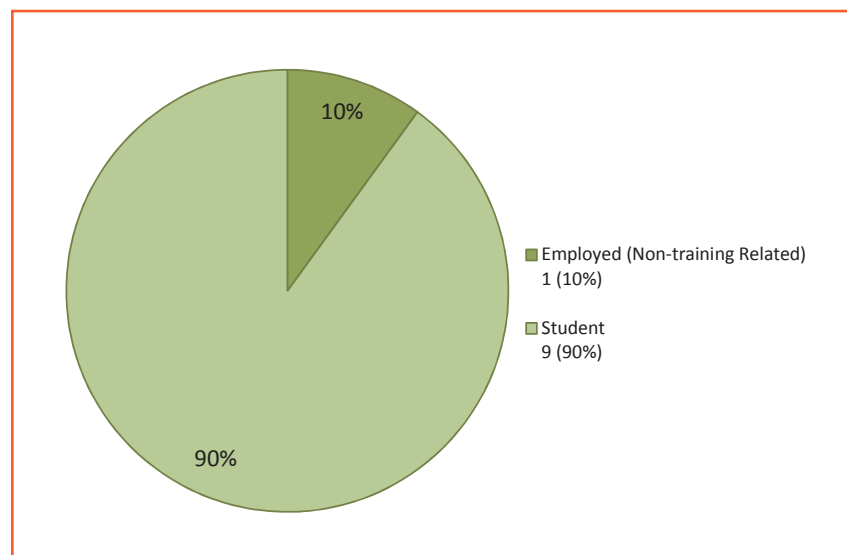
*Comparison of 2014-15 graduate cohort ratings with the ratings of the 2014-15 student cohort*

## Four-Month Preparatory Certificate Program

Introduction of Business Information Technology (BIT) provides students with a solid foundation in information technology and is designed to help students meet the admission requirements for the two-year Business Information Technology (BIT) program. This program is a good starting point for people needing training in information technology who have no prior related work experience or related post-secondary education.

## EMPLOYMENT STATISTICS:

### Current Activity of Respondents



### Salary (full-time training related employment)

There are no salaries  
to be reported

Three Year Comparison of Employed Respondents	2012-13	2013-14	2014-15
Number of Graduates	22	19	17
Number of Respondents	10	13	10

*\*Note: This program is designed to prepare students to take further training at the College and/or to broaden employment opportunities.*

# Library & Information Technology

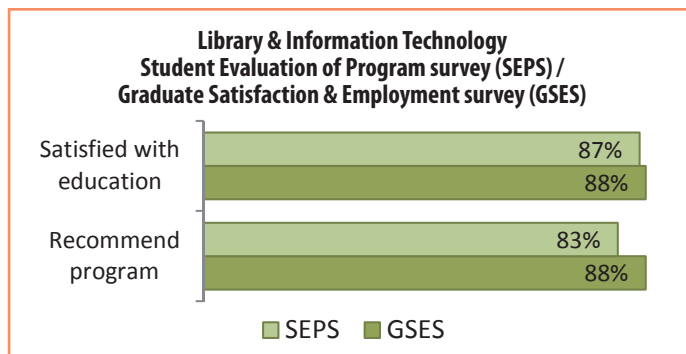
Top Salary: \$41,096

Employed: 71%

## Two-Year Diploma Program

Library and Information Technology provides students with the necessary public service and technical skills to be a productive employee in library and other related fields. This program provides graduates with the training to be employed as library technicians.

Technicians occupy mid-range positions with a level of responsibility between that of a clerk and a librarian. Opportunities also exist in fields such as corporate or political research, bookstores, publishing, computerized information systems and bibliographic utilities, and managing small libraries. .



Comparison of 2014-15 graduate cohort ratings with the ratings of the 2014-15 student cohort

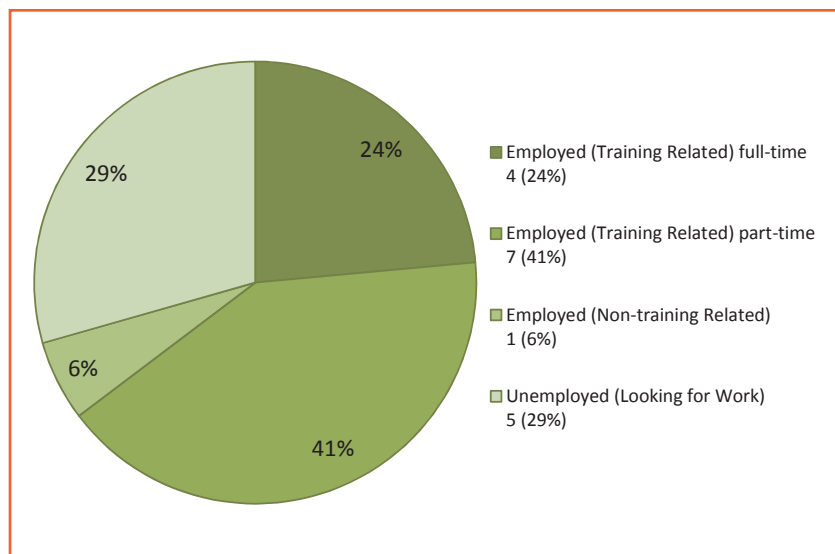
## EMPLOYMENT STATISTICS:

### Occupations

(full or part-time training related employment)

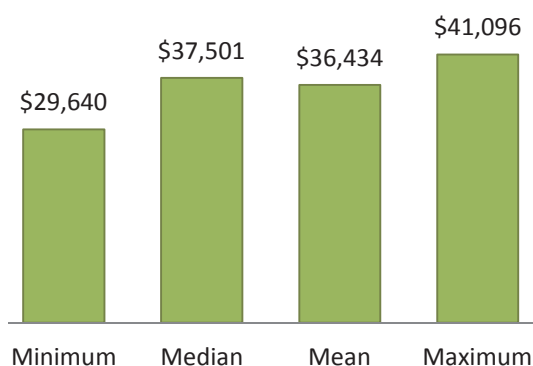
Archival Assistant  
Bookshelver  
Circulation/Media Desk Clerk  
Library Assistant  
Library Assistant 3  
Library Assistant Level 3  
Library Technician  
Reference Librarian

### Current Activity of Respondents



Three Year Comparison of Employed Respondents	2012-13	2013-14	2014-15
Number of Graduates	29		27
Number of Respondents	21		17
Number of Employed Respondents	17		12
Percentage of Employed Respondents	81%		71%
Number of Respondents Employed in Training Related Occupations	15		11
Percentage of Respondents Employed in Training Related Occupations	71%		65%

### Salary (full-time training related employment)



\*Note: This program has intakes every two years

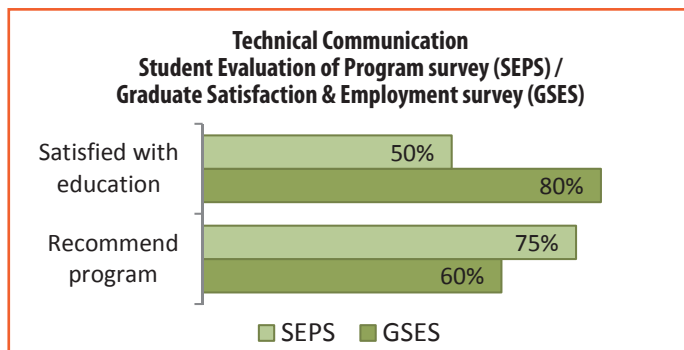


Top Salary: \$42,640

Employed: 100%

# Technical Communication

## Two-Year Diploma Program



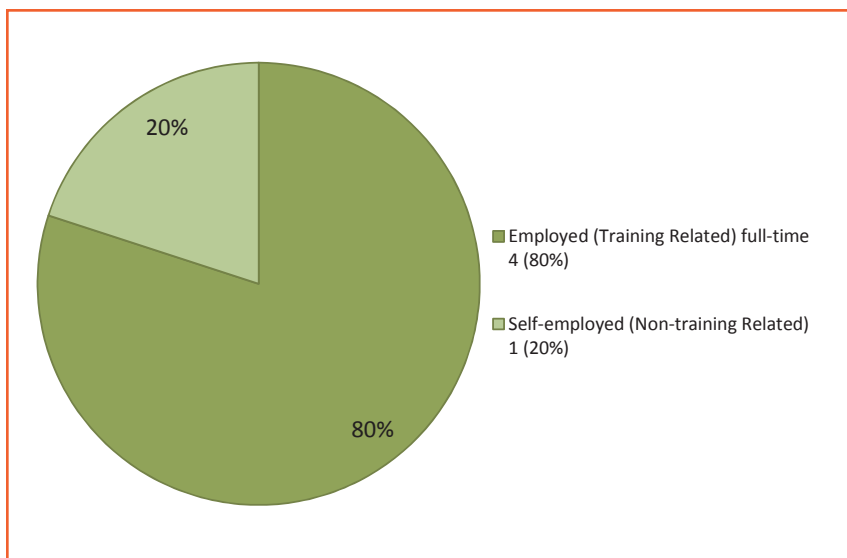
*Comparison of 2014-15 graduate cohort ratings with the ratings of the 2014-15 student cohort*

Technical communication involves communicating technical and scientific information to a variety of audiences. Technical communicators work in all industries, from financial and software to aerospace. Students gain the ability to use new media and social communication tools to create print and online documents and web sites.

Technical communicators are employed by government and scientific organizations, and in aerospace, manufacturing, retail, healthcare, software development, and insurance industries.

## EMPLOYMENT STATISTICS:

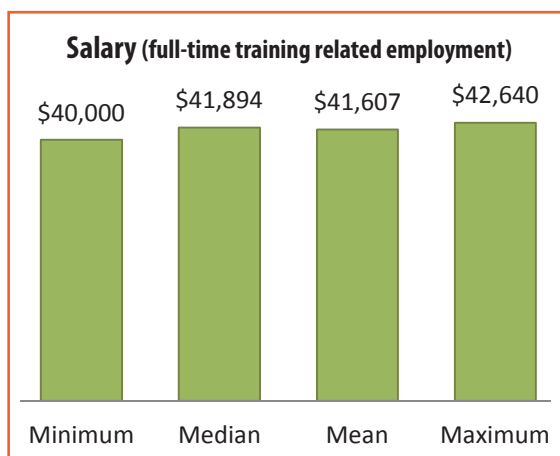
### Current Activity of Respondents



### Occupations

(full or part-time training related employment)

Administrative Assistant  
Technical Publications Specialist  
Technical Writer



Three Year Comparison of Employed Respondents	2012-13	2013-14	2014-15
Number of Graduates	11	9	9
Number of Respondents	4	6	5
Number of Employed Respondents	2	4	5
Percentage of Employed Respondents	50%	67%	100%
Number of Respondents Employed in Training Related Occupations	2	4	4
Percentage of Respondents Employed in Training Related Occupations	50%	67%	80%

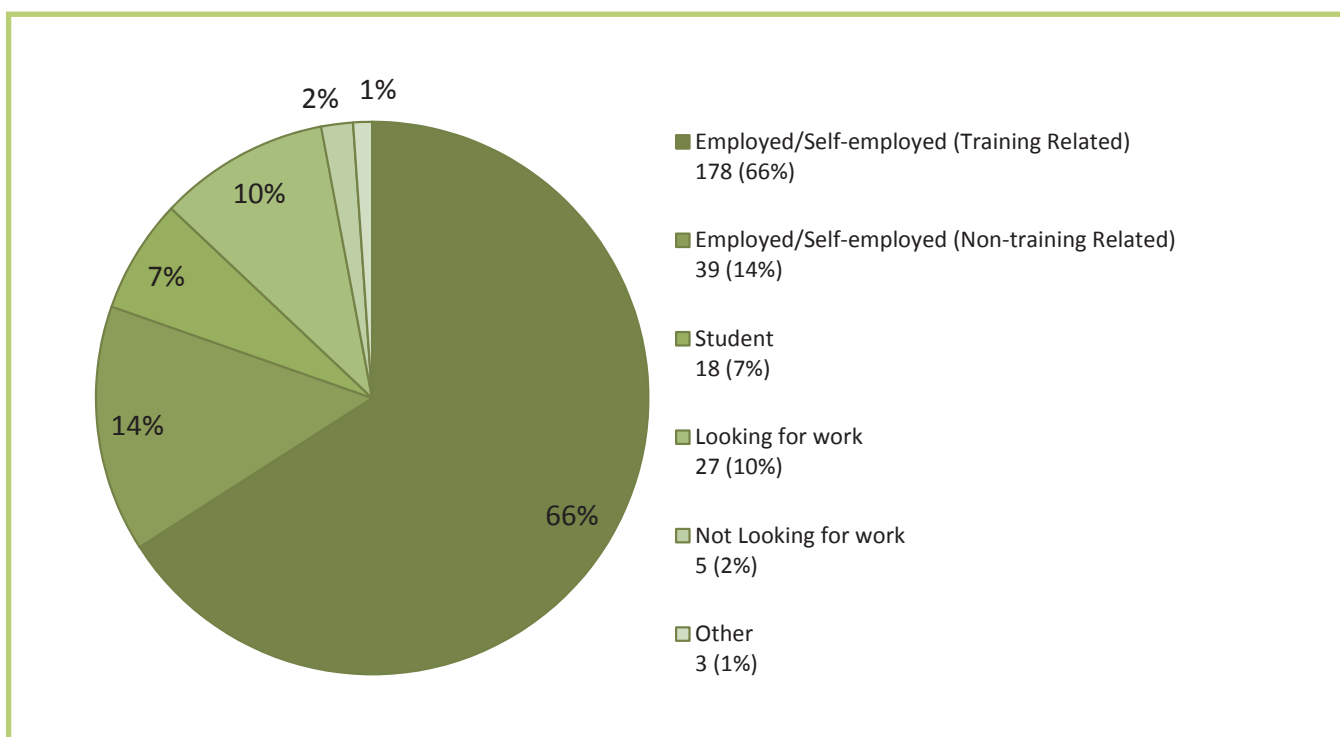
# School of Construction & Engineering Technologies

The School of Construction & Engineering Technologies comprises four departments: Civil Engineering Technology; Construction Trades; Electrical Engineering Technology and Electrical, Math and Science. The School provides trades, technology, and apprenticeship education and occupational training to support the Manitoba economy and infrastructure at certificate, diploma, post diploma, and degree levels.

Of the programs surveyed, there were 255 certificates, 221 diplomas, 10 post-graduate diplomas, and 25 degrees awarded in 2014-15.

Five hundred and eleven graduates were surveyed with 270 responding for a 53% response rate.

## CURRENT ACTIVITY OF RESPONDENTS



## PROGRAMS SURVEYED AND INCLUDED IN THIS REPORT

Architectural/Engineering Technology  
 Building Design Technology  
 Cabinetry and Woodworking - Certificate  
 Cabinetry and Woodworking Technology  
 Carpentry  
 Construction Management  
 Electrical  
 Electrical Engineering Technology  
 Electronic and Network Technician  
 Electronic Engineering Technology

Environmental Technology  
 Geographic Information Systems Technology  
 Geomatics Technology  
 Greenspace Management  
 Instrumentation Engineering Technology  
 Municipal Engineering Technology  
 Network Technology (CCNA)  
 Plumbing  
 Refrigeration & Air Conditioning Technician  
 Structural Engineering Technology

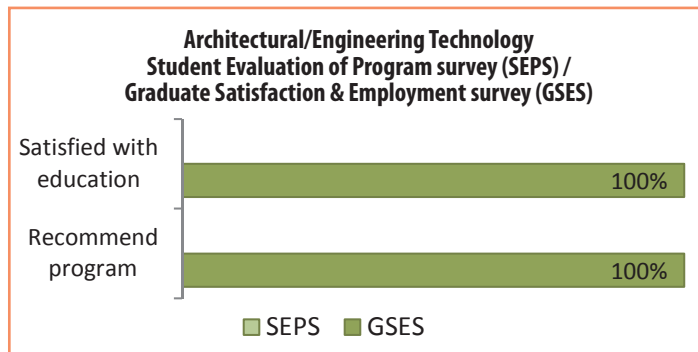
Top Salary: \$55,000

Employed: 91%

In School: 9%

# Architectural/Engineering Technology

## 32-Month Diploma Program



Comparison of 2014-15 graduate cohort ratings with the ratings of the 2014-15 student cohort

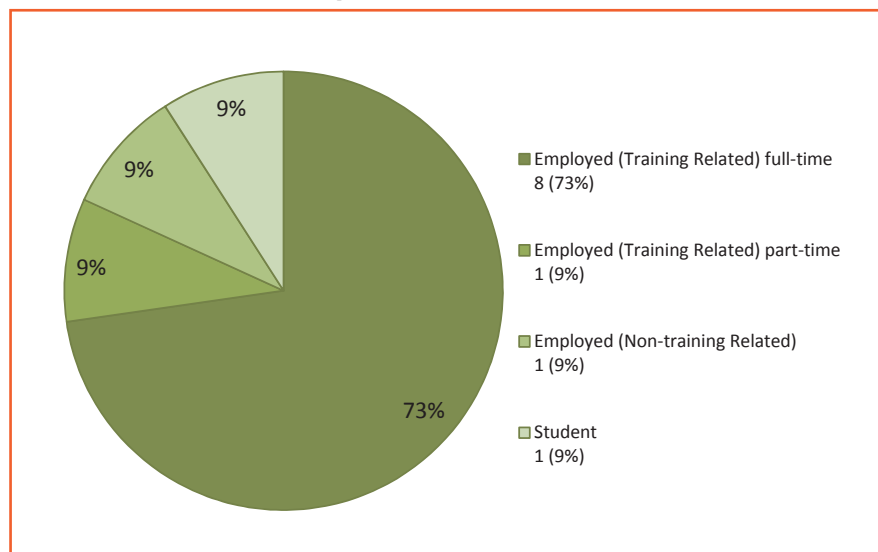
\*There is no 2014-15 SEPS data for this program.

This program trains students in the principles and applications of engineering and architectural construction systems. This is a Co-operative Education program that integrates related on-the-job training with classroom theory by alternating terms of paid employment and academic study. Graduates can find careers in architectural systems & design, building systems engineering & design, computer-assisted design and drafting, site inspection and supervision, construction administration and project management, technical sales and support, and building sciences and environmental systems.

*Note: A preliminary year of Civil Engineering Technology studies is required.*

## EMPLOYMENT STATISTICS:

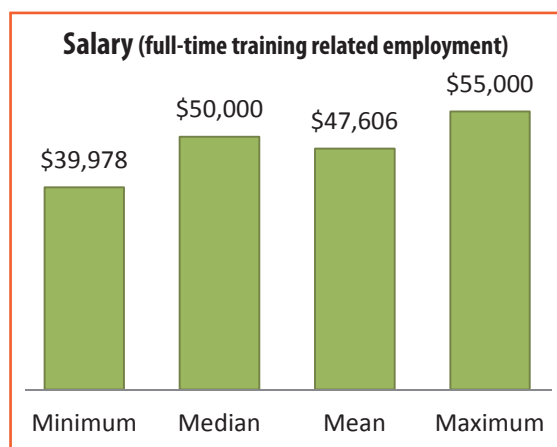
### Current Activity of Respondents



### Occupations

(full or part-time training related employment)

Architectural Engineering Technologist  
Building Plan Examiner  
Commercial Estimator  
Concrete Tester  
Plan Examiner 1  
Project Coordinator  
Rebar Detailer  
Safety Coordinator



Three Year Comparison of Employed Respondents	2012-13	2013-14	2014-15
Number of Graduates	17	20	15
Number of Respondents	10	11	11
Number of Employed Respondents	8	9	10
Percentage of Employed Respondents	80%	82%	91%
Number of Respondents Employed in Training Related Occupations	8	9	9
Percentage of Respondents Employed in Training Related Occupations	80%	82%	82%

# Building Design Technology

Top Salary: \$56,160

Employed: 83%


In School: 17%

## Twenty-Month Diploma Program

This program equips students with expertise in the latest technologies related to engineering construction systems. This is a Co-operative Education program that integrates related on-the-job training with classroom theory by alternating terms of paid employment and academic study. Graduates are prepared for careers in CAD (computer aided drafting), design and construction of building systems, site inspection and supervision, contract administration and project coordination, technical sales and support, and building sciences.

**Note:** A preliminary year of Civil Engineering Technology studies is required.

**Building Design Technology**  
Student Evaluation of Program survey (SEPS) /  
Graduate Satisfaction & Employment survey (GSES)



Comparison of 2014-15 graduate cohort ratings with the ratings of the 2014-15 student cohort

\*There is no 2014-15 SEPS data for this program.

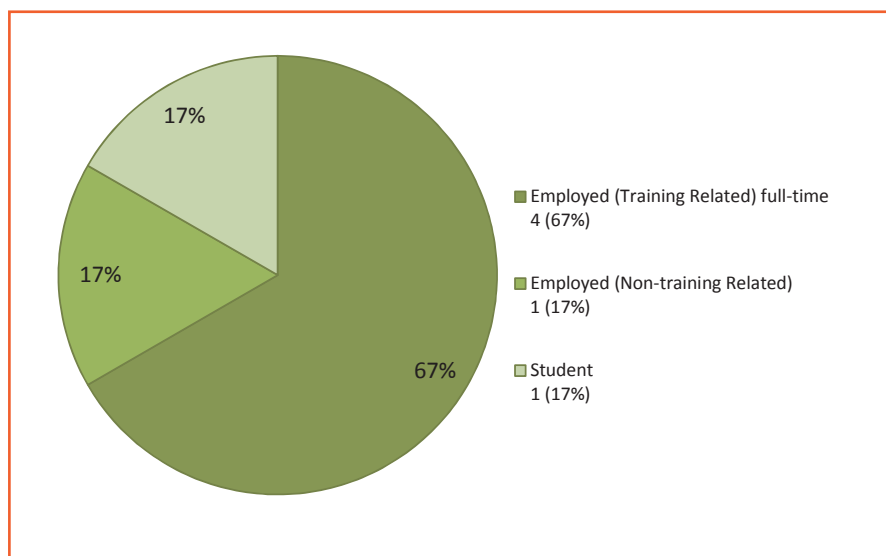
## EMPLOYMENT STATISTICS:

### Occupations

(full or part-time training related employment)

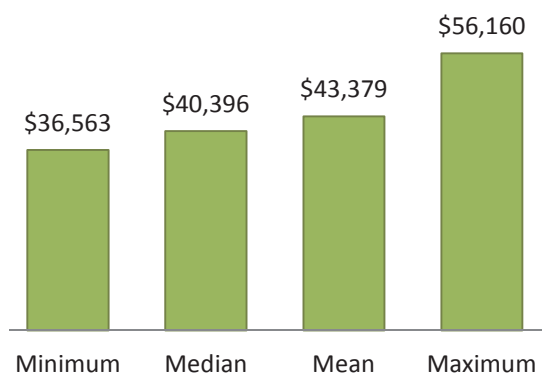
CAD Drafter  
CAD Production Manager  
Design Technologist  
Geotechnical Laboratory Technician -  
Index & Specialty Testing

### Current Activity of Respondents



Three Year Comparison of Employed Respondents	2012-13	2013-14	2014-15
Number of Graduates	18	15	9
Number of Respondents	9	8	6
Number of Employed Respondents	7	8	5
Percentage of Employed Respondents	78%	100%	83%
Number of Respondents Employed in Training Related Occupations	6	6	4
Percentage of Respondents Employed in Training Related Occupations	67%	75%	67%

### Salary (full-time training related employment)



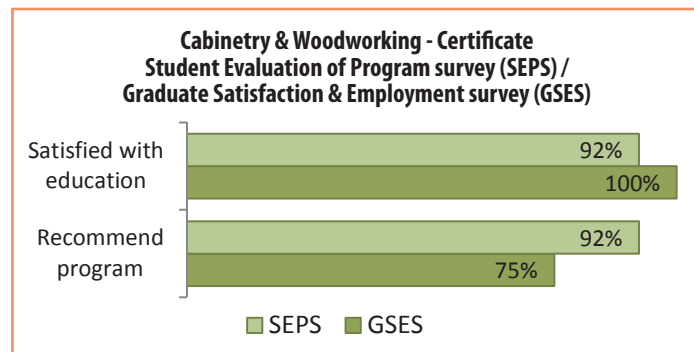
Top Salary: \$28,600

Employed: 75%

# Cabinetry & Woodworking - Certificate

## Four-Month Certificate Program

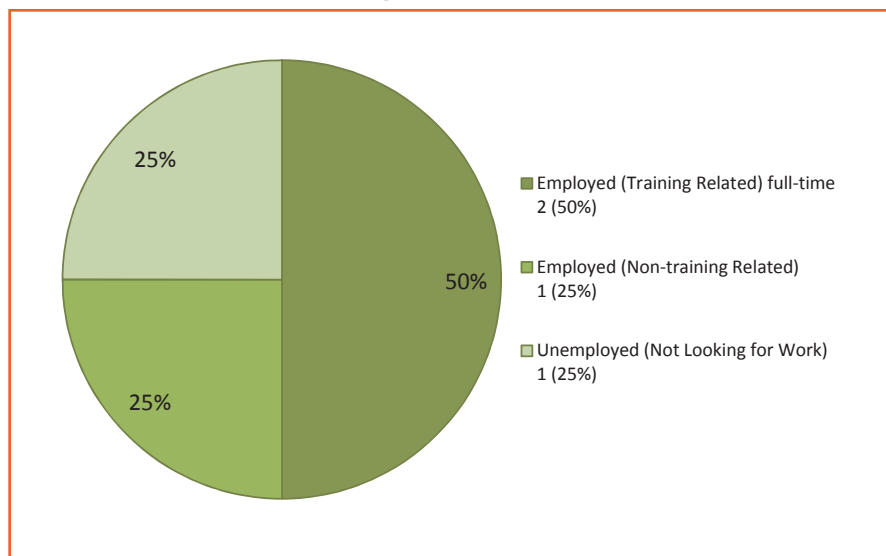
This program equips students with the knowledge and skills needed to work at an entry-level position in a cabinet or millwork shop, working with the tools and materials to build cabinets and furniture. Students learn about the safe operation of tools and equipment used to produce cabinets, furniture, and other wood products. Graduates understand the basics of construction and finishing techniques, materials and hardware, and blueprint reading.



*Comparison of 2014-15 graduate cohort ratings with the ratings of the 2014-15 student cohort*

## EMPLOYMENT STATISTICS:

### Current Activity of Respondents

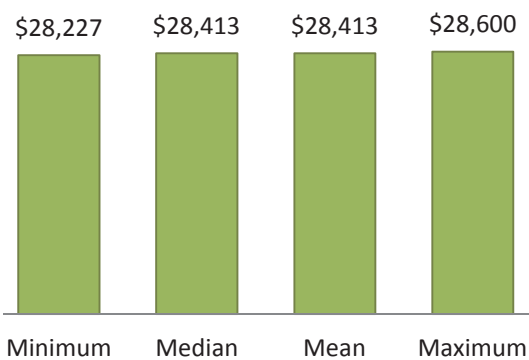


### Occupations

(full or part-time training related employment)

Cabinet Maker - Assembly  
Machine Operator

### Salary (full-time training related employment)



### Three Year Comparison of Employed Respondents

	2012-13	2013-14	2014-15
Number of Graduates	19	13	12
Number of Respondents	10	6	4
Number of Employed Respondents	7	6	3
Percentage of Employed Respondents	70%	100%	75%
Number of Respondents Employed in Training Related Occupations	4	4	2
Percentage of Respondents Employed in Training Related Occupations	40%	67%	50%

# Cabinetry & Woodworking Technology

Top Salary: \$57,200

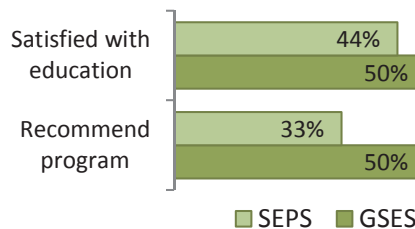
Employed: 50%

In School: 17%

## Two-Year Diploma Program

The Cabinetry & Woodworking Technology Diploma program and the Cabinetry and Woodworking Certificate program share a common Term 1. Learning is fostered through a blend of workshop practice, classroom delivery, computer labs, advanced woodworking technologies, and manufacturing concepts and techniques. The work graduates may find could involve: shop floor work, product design and engineering, manufacturing process design and engineering, CAD drafting, CNC (computer numerical control) machine programming and operating, quality assurance, supervision, job cost estimation and job coordinating.

**Cabinetry & Woodworking Technology  
Student Evaluation of Program survey (SEPS) /  
Graduate Satisfaction & Employment survey (GSES)**



*Comparison of 2014-15 graduate cohort ratings with the ratings of the 2014-15 student cohort*

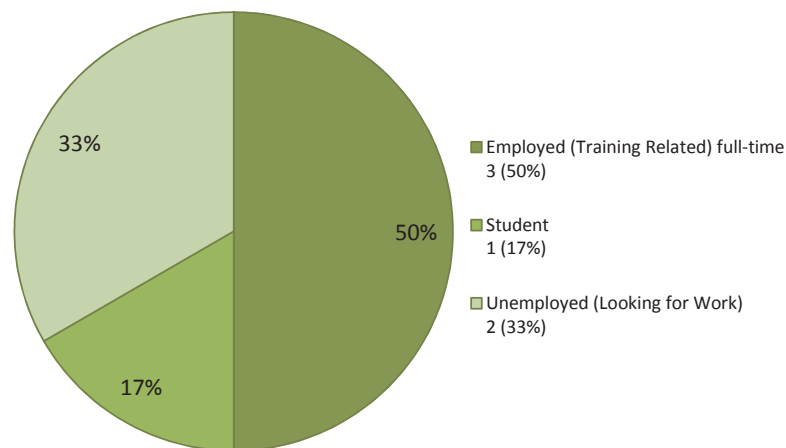
## EMPLOYMENT STATISTICS:

### Occupations

(full or part-time training related employment)

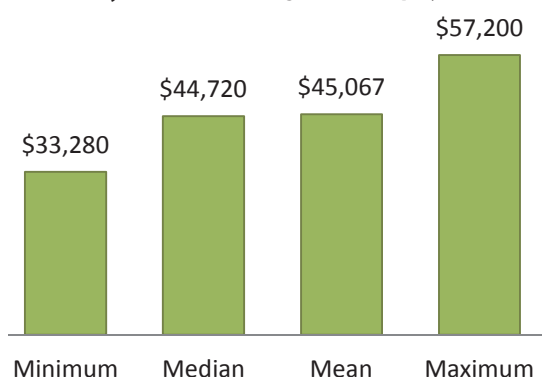
Cabinet and Millwork Fabricator/  
Installer  
Cabinet Installer  
Woodworking Technician

### Current Activity of Respondents



Three Year Comparison of Employed Respondents	2012-13	2013-14	2014-15
Number of Graduates	6	7	10
Number of Respondents	3	3	6
Number of Employed Respondents	3	3	3
Percentage of Employed Respondents	100%	100%	50%
Number of Respondents Employed in Training Related Occupations	3	3	3
Percentage of Respondents Employed in Training Related Occupations	100%	100%	50%

### Salary (full-time training related employment)



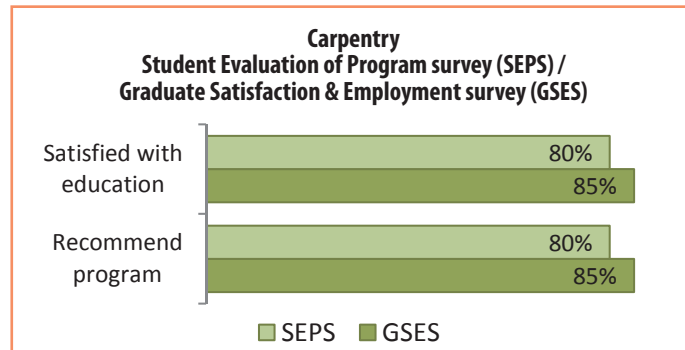
Top Salary: \$60,320

Employed: 78%

In School: 11%

# Carpentry

## Five-Month Certificate Program



Comparison of 2014-15 graduate cohort ratings with the ratings of the 2014-15 student cohort

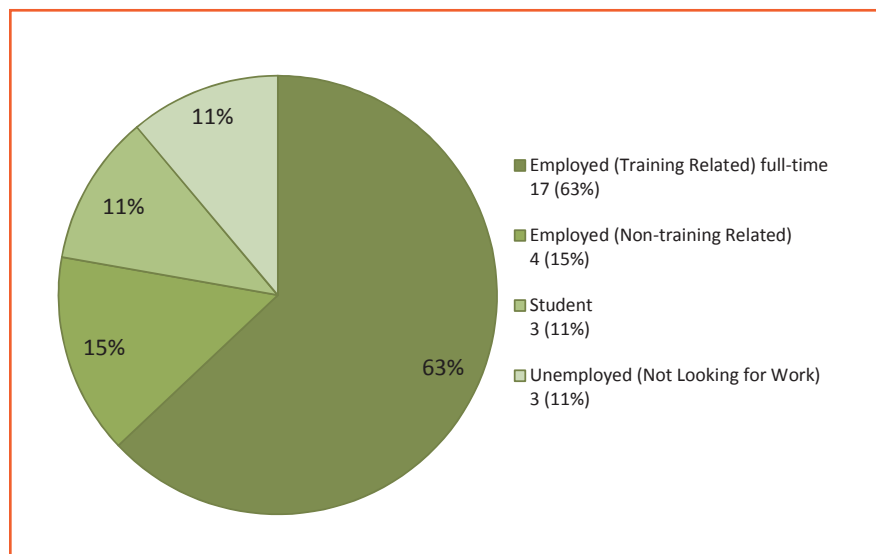
Students develop a knowledge of woodworking machines, blueprint reading and sketching, and safe working practices and a familiarity with the materials and procedures needed to enter related occupations.

Graduates may work in program-related fields across Canada in commercial construction, house building, or factories.

This is a not an apprenticeship program, but may provide credit transfer opportunities towards apprenticeship.

## EMPLOYMENT STATISTICS:

### Current Activity of Respondents

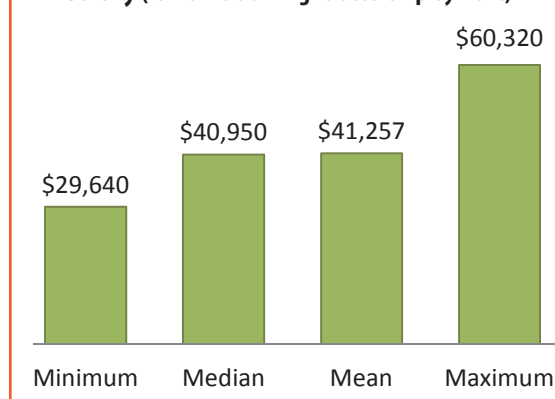


### Occupations

(full or part-time training related employment)

Apprentice Carpenter  
Carpenter  
Carpenter Apprentice Level 1  
Carpenter's Apprentice  
Deck Constructor  
Exterior Carpenter  
Framer For Houses And Condos  
Framing Carpenter  
General Construction Laborer (Carpenter)  
House Framer  
Maintenance Manager  
Residential/Commercial Carpenter  
Skilled Labour

### Salary (full-time training related employment)



### Three Year Comparison of Employed Respondents

	2012-13	2013-14	2014-15
Number of Graduates	52	50	56
Number of Respondents	21	24	27
Number of Employed Respondents	19	14	21
Percentage of Employed Respondents	91%	58%	78%
Number of Respondents Employed in Training Related Occupations	14	7	17
Percentage of Respondents Employed in Training Related Occupations	67%	29%	63%

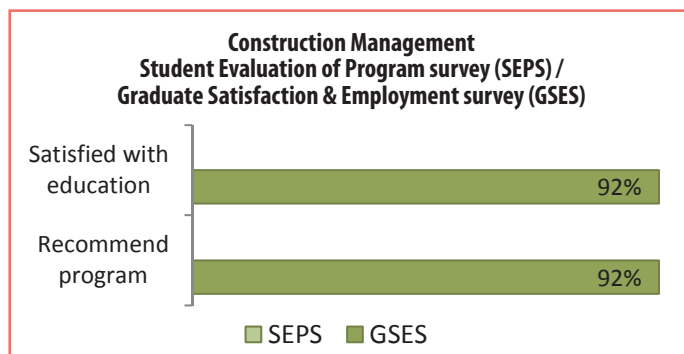
# Construction Management

Top Salary: \$156,000

Employed: 100%

## Four-Year (44-month) Degree Program

This degree program focuses on the management skills needed in heavy, industrial and commercial, and residential construction. Students learn how to work effectively in all construction management settings. Program learning outcomes comply with codes, laws, and regulations while respecting sustainable environmental practices. This is a Co-operative Education program that integrates related on-the-job training with classroom theory by alternating terms of paid employment and academic study.



Comparison of 2014-15 graduate cohort ratings with the ratings of the 2014-15 student cohort  
\*There is no 2014-15 SEPS data for this program.

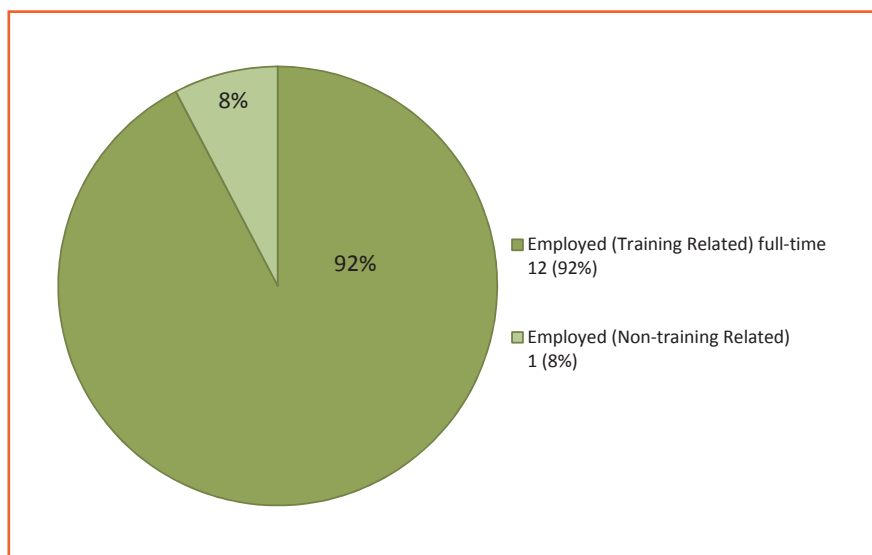
## EMPLOYMENT STATISTICS:

### Occupations

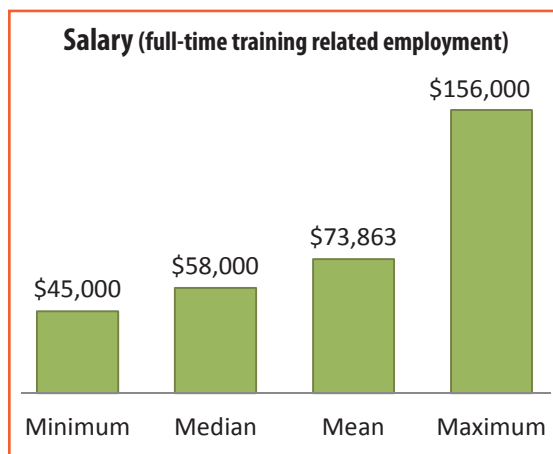
(full or part-time training related employment)

Bridge Inspections  
Construction Planner  
Construction Supervisor  
Contract Administrator/  
Construction Inspector  
Estimator/Project Manager  
Field Engineer  
Project Coordinator  
Project Manager  
Site Superintendent

### Current Activity of Respondents



Three Year Comparison of Employed Respondents	2012-13	2013-14	2014-15
Number of Graduates	8	11	25
Number of Respondents	6	7	13
Number of Employed Respondents	5	7	13
Percentage of Employed Respondents	83%	100%	100%
Number of Respondents Employed in Training Related Occupations	5	7	12
Percentage of Respondents Employed in Training Related Occupations	83%	100%	92%





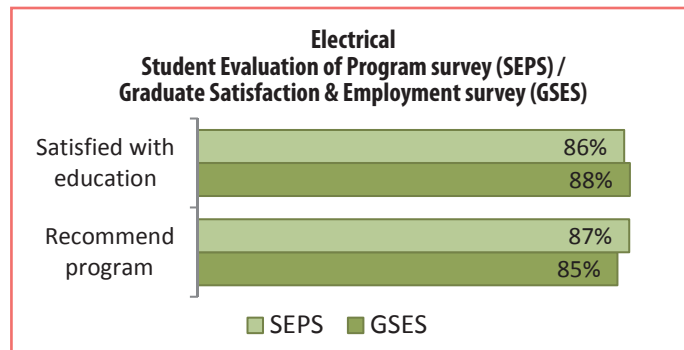
Top Salary: \$45,302

Employed: 70%

In School: 7%

# Electrical

## Five-Month Certificate Program



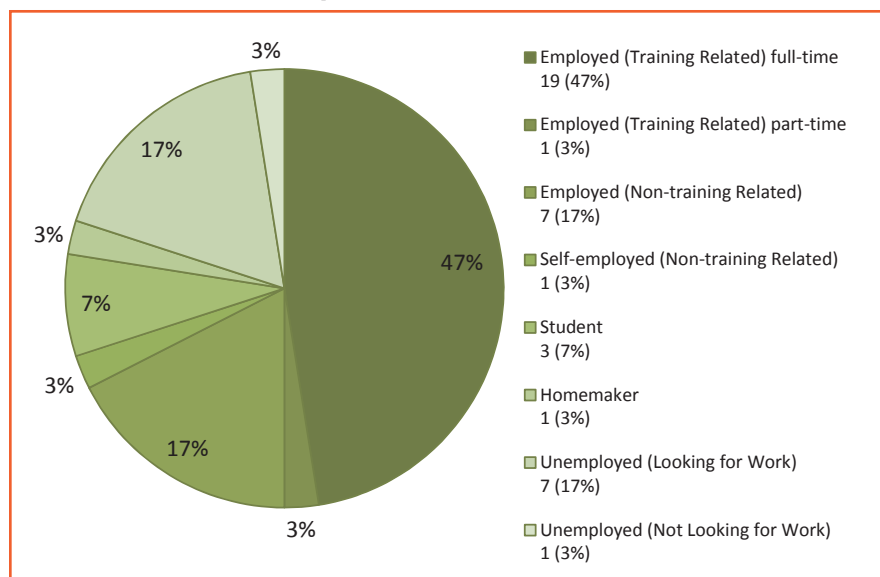
Comparison of 2014-15 graduate cohort ratings with the ratings of the 2014-15 student cohort

This program provides the knowledge and skills required for employment in the electrical construction industry, public utilities, motor repair facilities, plus manufacturers and distributors of electrical equipment. Students gain knowledge in the fundamentals of electricity, electrical codes, wiring practices, and trade safety awareness.

Graduates may find jobs with utility companies, contractors, manufacturers, or distributors of electrical equipment and machinery, or in many other areas where electrical equipment is used and sold.

## EMPLOYMENT STATISTICS:

### Current Activity of Respondents

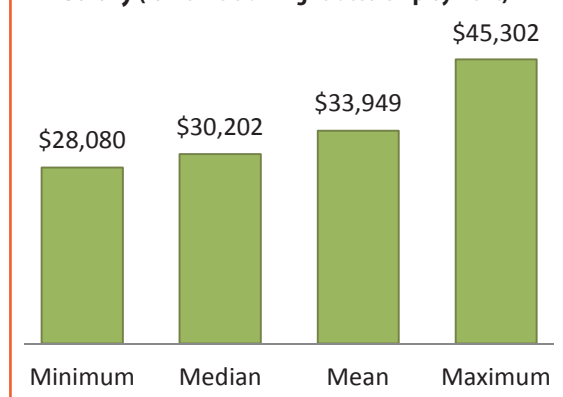


### Occupations

(full or part-time training related employment)

Apprentice Electrician  
Commercial Apprentice  
Construction Electrician  
Control Electrician  
Electrical Apprentice  
Electrician  
Electrician Apprentice  
Level 1 Electrical Apprentice

### Salary (full-time training related employment)



### Three Year Comparison of Employed Respondents

	2012-13	2013-14	2014-15
Number of Graduates	70	89	77
Number of Respondents	35	35	40
Number of Employed Respondents	34	27	28
Percentage of Employed Respondents	97%	77%	70%
Number of Respondents Employed in Training Related Occupations	31	20	20
Percentage of Respondents Employed in Training Related Occupations	87%	57%	50%

# Electrical Engineering Technology

Top Salary: \$68,931

Employed: 79%

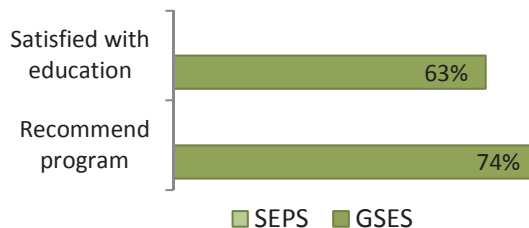
In School: 5%

## 28-Month Diploma Program

This program trains students for entry-level employment as an engineering technologist in the electrical industry. Graduates have found employment at the engineering technologist level in electrical utility systems, consulting engineering, electrical manufacturing, electrical contracting, manufacturing and government agencies.

**Note:** The Electrical Engineering Technology program group consists of Electrical, Electronic, and Instrumentation Engineering Technology. Students who successfully complete the 1st year of studies may remain in the program or transfer into one of the other programs in Year 2.

**Electrical Engineering Technology**  
Student Evaluation of Program survey (SEPS) /  
Graduate Satisfaction & Employment survey (GSES)



Comparison of 2014-15 graduate cohort ratings with the ratings of the 2014-15 student cohort  
\*There is no 2014-15 SEPS data for this program.

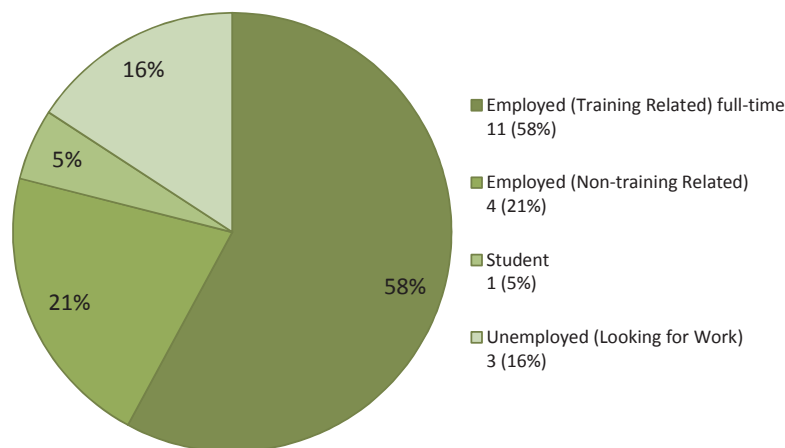
## EMPLOYMENT STATISTICS:

### Occupations

(full or part-time training related employment)

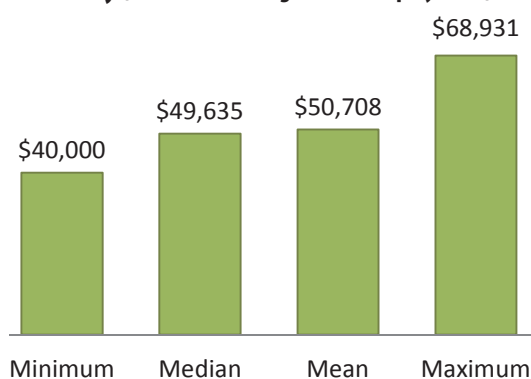
Electrical Designer  
Electrical Technologist  
Maintenance Technologist  
PLL/HMI Support Technician  
Power Electrician  
Power Electrician Trainee  
Protection & Control Technologist  
Service Technician  
Station Technologist  
Technical Services Representative

### Current Activity of Respondents



Three Year Comparison of Employed Respondents	2012-13	2013-14	2014-15
Number of Graduates	30	32	39
Number of Respondents	9	12	19
Number of Employed Respondents	8	11	15
Percentage of Employed Respondents	89%	92%	79%
Number of Respondents Employed in Training Related Occupations	8	9	11
Percentage of Respondents Employed in Training Related Occupations	89%	75%	58%

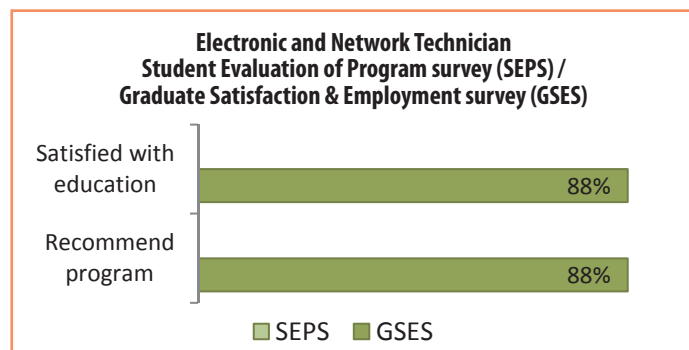
### Salary (full-time training related employment)



Employed: 75%

# Electronic and Network Technician

## One-Year Certificate Program

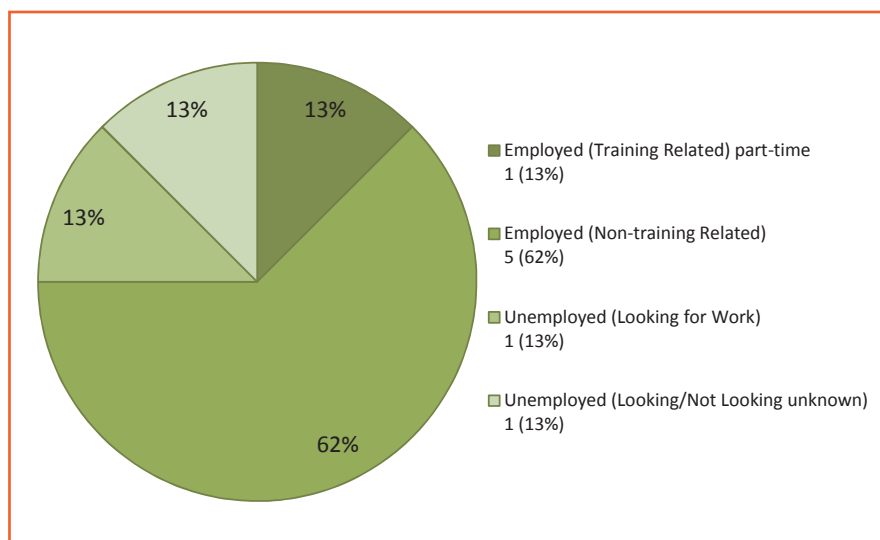


Comparison of 2014-15 graduate cohort ratings with the ratings of the 2014-15 student cohort  
\*There is no 2014-15 SEPS data for this program

This program provides a sound knowledge of electrical and digital fundamentals including an expertise in computer servicing, network design, installation, and maintenance. It includes training in basic electronic and digital fundamentals (as per the Common Core agreement among many North American colleges) and implements all four semesters of the Cisco Certified Networking Associate (CCNA) program, which teaches students to design, build and maintain computer networks. Graduates have found employment in automated factories as installers and maintenance staff, in medical electronics and computer services and with public utilities.

## EMPLOYMENT STATISTICS:

### Current Activity of Respondents



### Occupations

(full or part-time training related employment)

Product Specialist

### Salary (full-time training related employment)

There are no salaries  
to be reported

Three Year Comparison of Employed Respondents	2012-13	2013-14	2014-15
Number of Graduates	13	16	13
Number of Respondents	9	9	8
Number of Employed Respondents	7	7	6
Percentage of Employed Respondents	78%	78%	75%
Number of Respondents Employed in Training Related Occupations	3	3	1
Percentage of Respondents Employed in Training Related Occupations	33%	33%	13%

# Electronic Engineering Technology

Top Salary: \$62,400

Employed: 82%

## 28-Month Diploma Program

This program provides the knowledge and skills required to test, repair, and design a wide range of electronic equipment. Graduates have found employment in a broad range of electronics-related occupations: in research and development; assisting in project development; in technical sales, selling and servicing electronic equipment; and in design and quality control. **Note:** This program has a common first year of training in Electrical Engineering Technology.

**Electronic Engineering Technology**  
Student Evaluation of Program survey (SEPS) /  
Graduate Satisfaction & Employment survey (GSES)



Comparison of 2014-15 graduate cohort ratings with the ratings of the 2014-15 student cohort

\*There is no 2014-15 SEPS data for this program

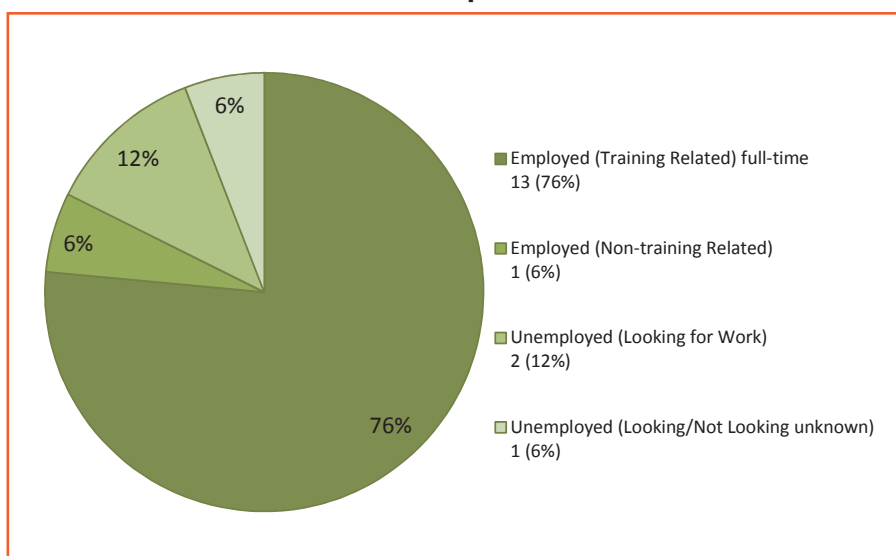
## EMPLOYMENT STATISTICS:

### Occupations

(full or part-time training related employment)

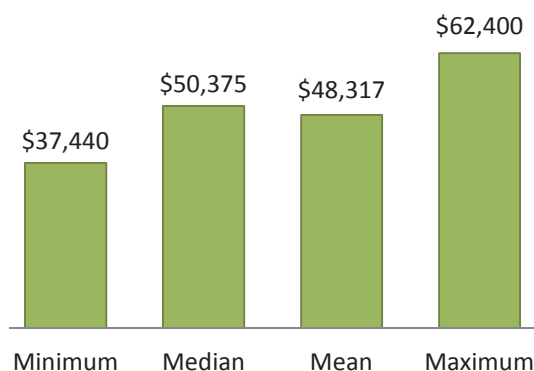
Electronic Technologist  
Field Service Technician  
Installation Technologist  
Junior Electrical Designer  
Technical Sales Associate  
Telecontrol Journeyman  
Telecontrol Technician  
Telecontrol Trainee  
Tester (Transformers)

### Current Activity of Respondents



Three Year Comparison of Employed Respondents	2012-13	2013-14	2014-15
Number of Graduates	18	20	30
Number of Respondents	9	9	17
Number of Employed Respondents	7	6	14
Percentage of Employed Respondents	78%	67%	82%
Number of Respondents Employed in Training Related Occupations	7	5	13
Percentage of Respondents Employed in Training Related Occupations	78%	56%	76%

### Salary (full-time training related employment)



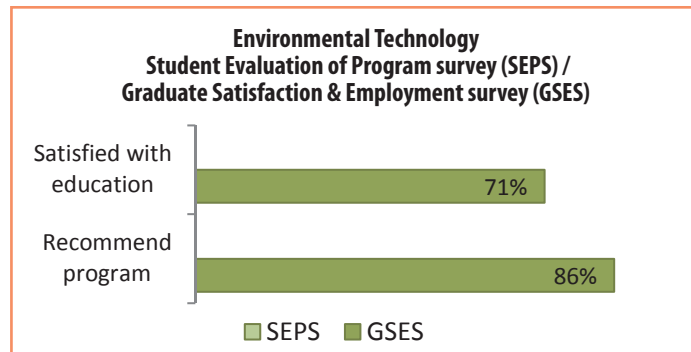
Top Salary: \$51,082

Employed: 71%

In School: 29%

# Environmental Technology

## 32-Month Diploma Program



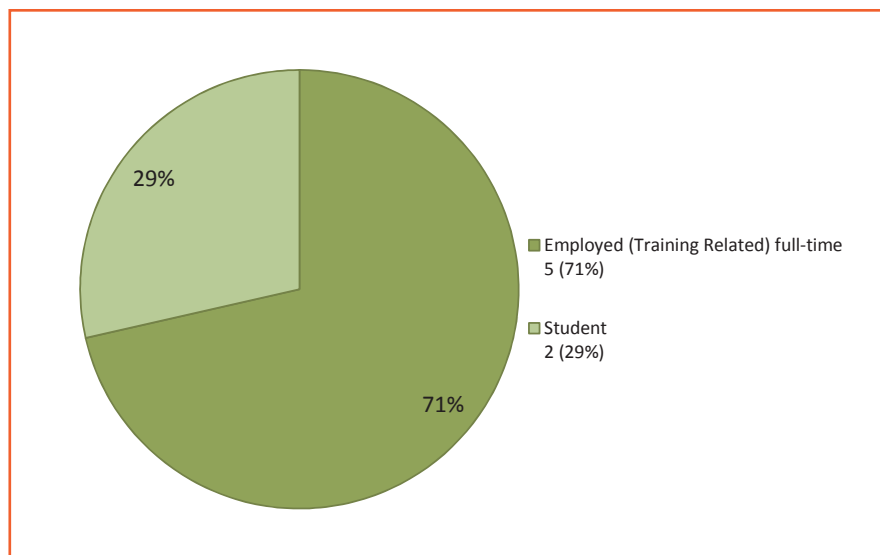
Comparison of 2014-15 graduate cohort ratings with the ratings of the 2014-15 student cohort

\*There is no 2014-15 SEPS data for this program

Students acquire knowledge and skills in areas such as: Environmental Sciences, Water Resources, Water & Wastewater Treatment, Waste Management, Geographic Information Systems (GIS), and Environmental Management. This is a Co-operative Education program that integrates related on-the-job training with classroom theory by alternating terms of paid employment and academic study. Graduates find employment with consulting engineering firms, resource-based industries, construction and development companies, inspection and testing agencies, manufacturers, material suppliers, governments and crown corporations. *Note: A preliminary year of Civil Engineering Technology studies is required.*

## EMPLOYMENT STATISTICS:

### Current Activity of Respondents

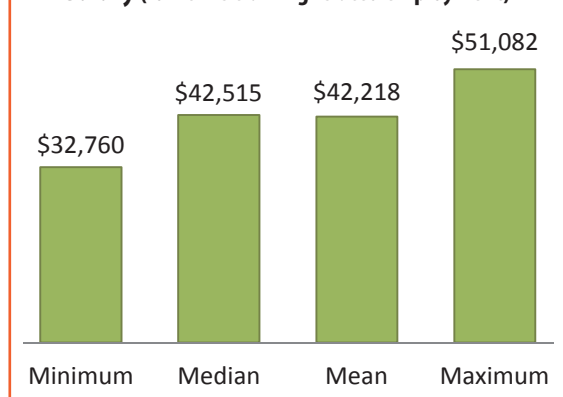


### Occupations

(full or part-time training related employment)

Construction Testing Technician  
Intermediate Surveyor  
Road Construction Inspector  
Technical Assistant  
Technologist 1

### Salary (full-time training related employment)



### Three Year Comparison of Employed Respondents

	2012-13	2013-14	2014-15
Number of Graduates	12	11	11
Number of Respondents	2	7	7
Number of Employed Respondents	1	4	5
Percentage of Employed Respondents	50%	57%	71%
Number of Respondents Employed in Training Related Occupations	1	4	5
Percentage of Respondents Employed in Training Related Occupations	50%	57%	71%

# Geographic Information Systems Technology

Top Salary: \$53,997

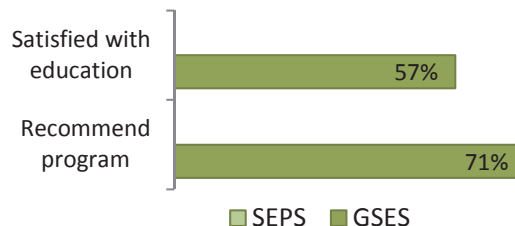
Employed: 29%

In School: 29%

## One-Year Post-Graduate Diploma Program

This program provides technologists and other persons with technical and conceptual skills in the design, development, and implementation of Geographic Information Systems (GIS). The program consists of four themes: data collection, data management and manipulation, geospatial data analysis and geospatial logic, and cartographic principles and design. Graduates have found employment in municipal agencies, resource industries and utilities organizations.

### Geographic Information Systems Technology Student Evaluation of Program survey (SEPS) / Graduate Satisfaction & Employment survey (GSES)



Comparison of 2014-15 graduate cohort ratings with the ratings of the 2014-15 student cohort

\*There is no 2014-15 SEPS data for this program

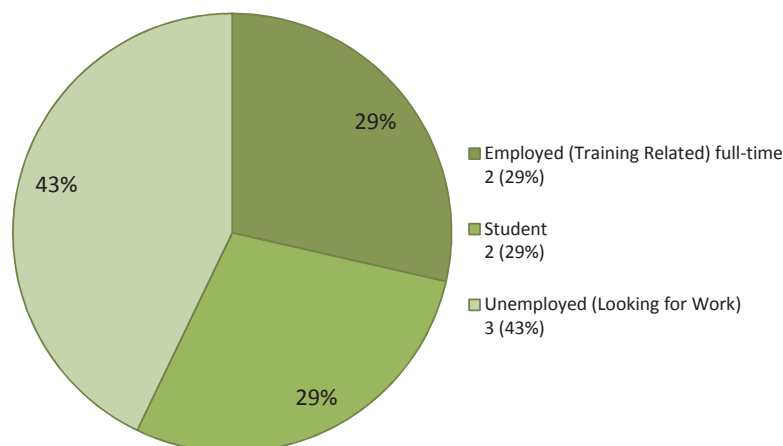
## EMPLOYMENT STATISTICS:

### Occupations

(full or part-time training related employment)

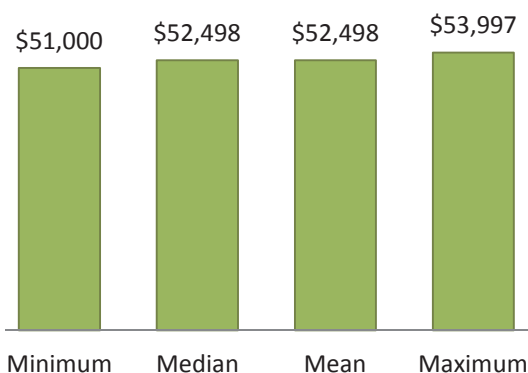
Flood Planning / Migration Technologist  
Project Inspector

### Current Activity of Respondents



Three Year Comparison of Employed Respondents	2012-13	2013-14	2014-15
Number of Graduates	10	12	10
Number of Respondents	3	7	7
Number of Employed Respondents	1	5	2
Percentage of Employed Respondents	33%	71%	29%
Number of Respondents Employed in Training Related Occupations	1	3	2
Percentage of Respondents Employed in Training Related Occupations	33%	43%	29%

### Salary (full-time training related employment)

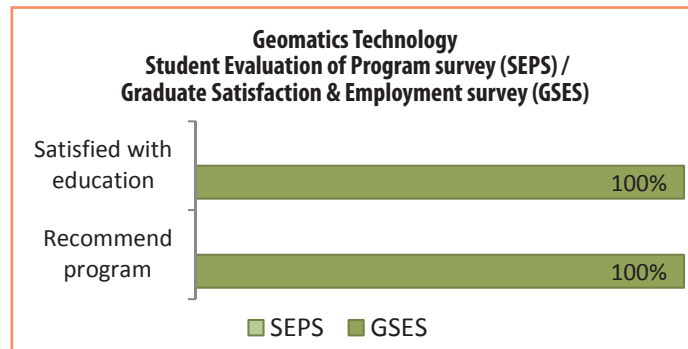


Top Salary: \$74,880

Employed: 100%

# Geomatics Technology

## 32-Month Diploma Program



Comparison of 2014-15 graduate cohort ratings with the ratings of the 2014-15 student cohort

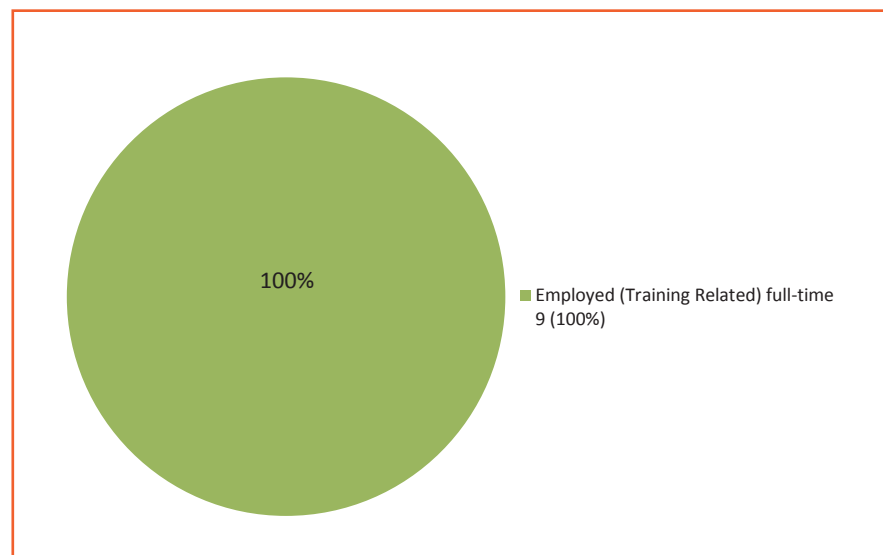
\*There is no 2014-15 SEPS data for this program

This program provides training in the principles and applications of surveying. Graduates have the skills needed for careers in construction layout of civil works; CAD surveying applications, mapping and digital photogrammetry, land survey measurements in GPS and Total Station technologies, engineering or land survey field crew and site supervision, and technical sales and support. This is a Co-operative Education program that integrates related on-the-job training with classroom theory by alternating terms of paid employment and academic study.

*Note: A preliminary year of Civil Engineering Technology studies is required.*

## EMPLOYMENT STATISTICS:

### Current Activity of Respondents

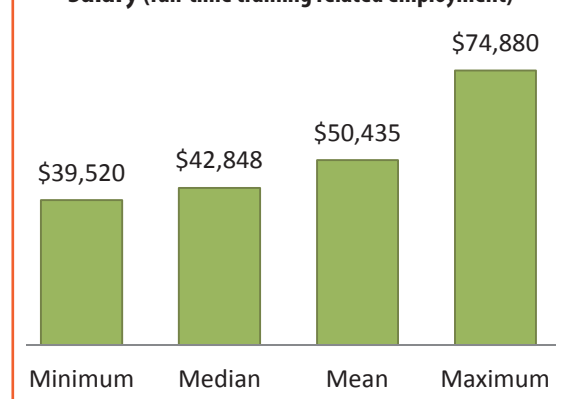


### Occupations

(full or part-time training related employment)

Construction Surveyor  
Director of Field Operation  
Field Coordinator  
Field Technician  
Instrument Man  
Party Chief Level 1  
Survey Crew Chief  
Survey Party Chief  
Surveyor Crewchief

### Salary (full-time training related employment)



### Three Year Comparison of Employed Respondents

	2012-13	2013-14	2014-15
Number of Graduates	23	22	12
Number of Respondents	9	13	9
Number of Employed Respondents	8	13	9
Percentage of Employed Respondents	89%	100%	100%
Number of Respondents Employed in Training Related Occupations	6	13	9
Percentage of Respondents Employed in Training Related Occupations	67%	100%	100%



# Greenspace Management

Top Salary: \$54,600

Employed: 83%

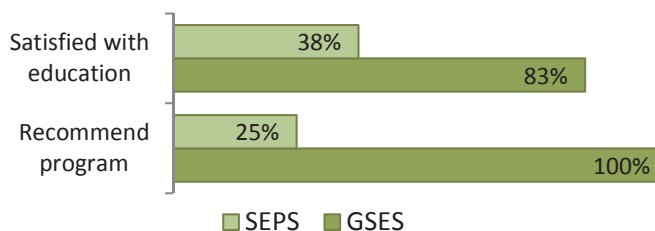
In School: 17%

## 30-Month Diploma Program

Students develop the knowledge and skill required to construct and manage landscape areas such as parks, golf courses, athletic fields, botanical gardens and cemeteries. This is a Co-operative Education program that integrates related on-the-job training with classroom theory by alternating terms of paid employment and academic study. Graduates find employment in parks, golf courses, athletic fields, botanical gardens, cemeteries, landscape maintenance and construction, greenhouses, nurseries, garden centres, lawn care, the sale and supply of greenspace products, or in starting their own small business.

*Note: This program has been redesigned and is now called Greenspace Horticulture.*

**Greenspace Management**  
Student Evaluation of Program survey (SEPS) /  
Graduate Satisfaction & Employment survey (GSES)



Comparison of 2014-15 graduate cohort ratings with the ratings of the 2014-15 student cohort

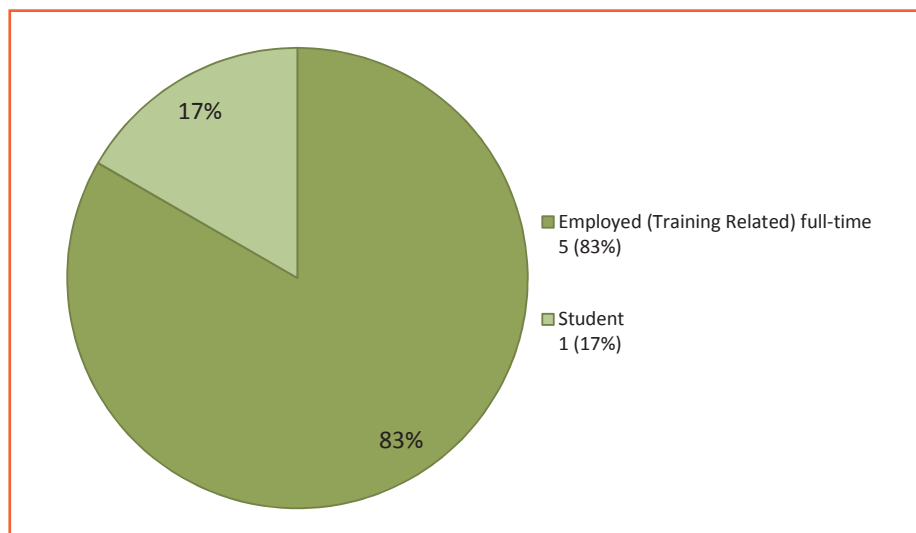
## EMPLOYMENT STATISTICS:

### Occupations

(full or part-time training related employment)

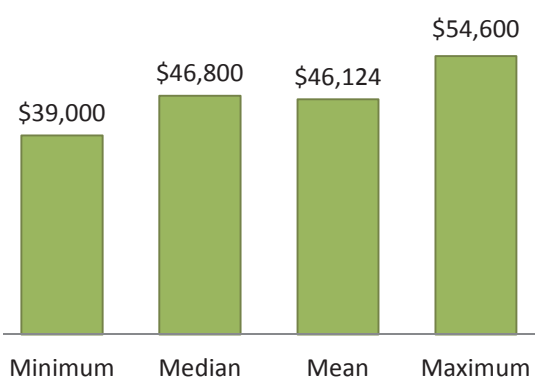
Golf Course Greenskeeper  
Landscape Foreman  
Landscape Horticulturist  
Landscape and Lawn Maintenance  
Skilled Labourer

### Current Activity of Respondents



Three Year Comparison of Employed Respondents	2012-13	2013-14	2014-15
Number of Graduates	15	14	13
Number of Respondents	8	6	6
Number of Employed Respondents	6	5	5
Percentage of Employed Respondents	75%	83%	83%
Number of Respondents Employed in Training Related Occupations	6	3	5
Percentage of Respondents Employed in Training Related Occupations	75%	50%	83%

### Salary (full-time training related employment)

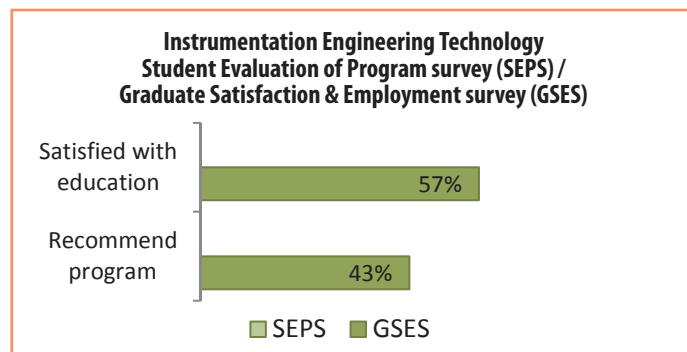


Top Salary: \$81,120

Employed: 100%

# Instrumentation Engineering Technology

## 28-Month Diploma Program



Comparison of 2014-15 graduate cohort ratings with the ratings of the 2014-15 student cohort

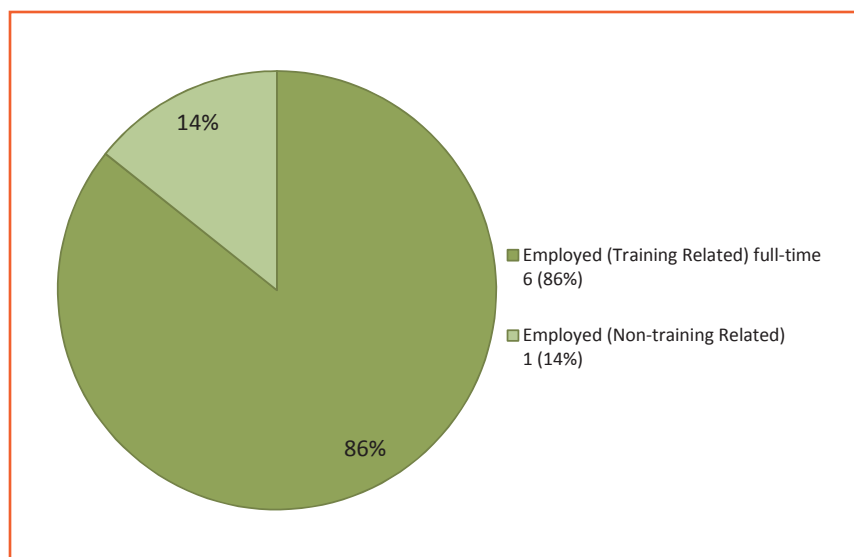
\*There is no 2014-15 SEPS data for this program

This program provides the knowledge and skills related to industrial instrumentation. Technologists use their skills to design and calibrate systems used to measure, record, and control industrial process variables. Graduates have found employment as instrument engineering technologists, junior control loop designers, and technical sales people in engineering offices and manufacturing plants.

*Note: This program has a common first year of training in Electrical Engineering Technology.*

## EMPLOYMENT STATISTICS:

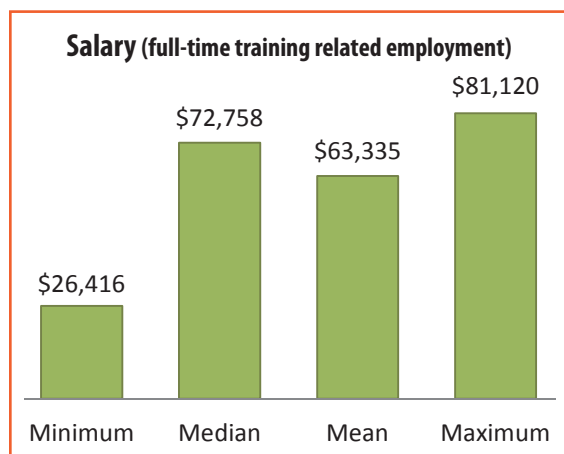
### Current Activity of Respondents



### Occupations

(full or part-time training related employment)

Controls Technician/Designer  
Instrumentation and Controls  
Instrumentation Mechanic Apprentice  
Instrumentation Technician  
PLC Programmer



Three Year Comparison of Employed Respondents	2012-13	2013-14	2014-15
Number of Graduates	10	16	14
Number of Respondents	2	6	7
Number of Employed Respondents	2	4	7
Percentage of Employed Respondents	100%	67%	100%
Number of Respondents Employed in Training Related Occupations	2	4	6
Percentage of Respondents Employed in Training Related Occupations	100%	67%	86%

# Municipal Engineering Technology

Top Salary: \$62,500

Employed: 88%

In School: 8%

## 32-Month Diploma Program

This program develops the knowledge and skills needed for municipal design and construction. It includes a Co-operative Education option that integrates related on-the-job training with classroom theory by alternating terms of paid employment and academic study. Graduates work in careers in design and construction of civil works and municipal infrastructure; computer assisted design and drafting; project inspection, testing, and supervision; construction administration and project management; and technical sales and support.

*Note: A preliminary year of Civil Engineering Technology studies is required.*

**Municipal Engineering Technology**  
Student Evaluation of Program survey (SEPS) /  
Graduate Satisfaction & Employment survey (GSES)



Comparison of 2014-15 graduate cohort ratings with the ratings of the 2014-15 student cohort  
\*There is no 2014-15 SEPS data for this program

## EMPLOYMENT STATISTICS:

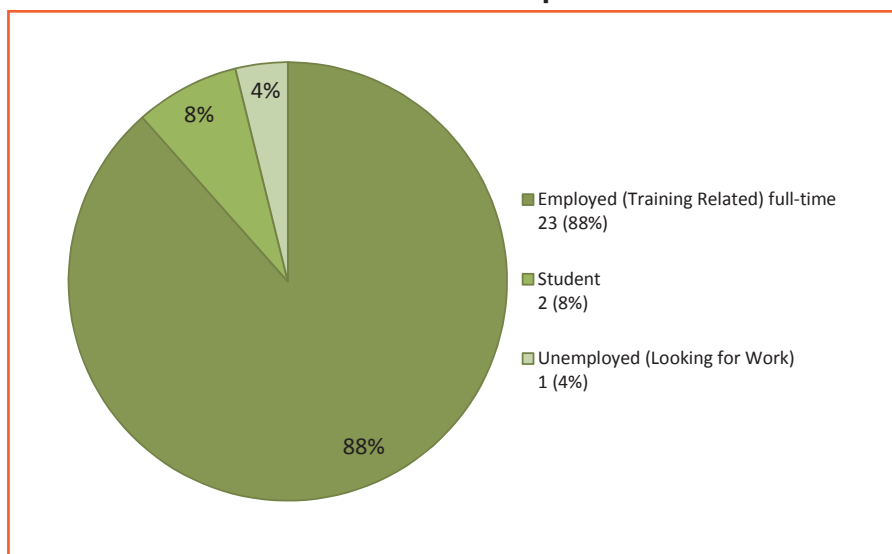
### Occupations

(full or part-time training related employment)

Civil Engineering Technologist  
Construction Project Supervisor  
Construction Surveyor  
Engineering Aid  
Engineering Tech  
Engineering Technologist  
Junior Material Technician  
Material Slab Assistant - 'E3'  
Material Technician  
Material Testing Technician  
Material Testing Technologist  
Project Manager  
Project Manager/Estimator  
Quality Control Coordinator  
Roadway Construction Inspector  
Rod Person  
Site Foreman  
Survey Crew Chief  
Survey Technician  
Surveyor

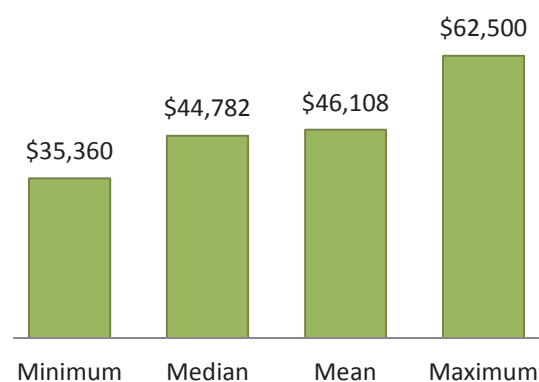
Surveyor Inspector  
Transportation Technologist

### Current Activity of Respondents



Three Year Comparison of Employed Respondents	2012-13	2013-14	2014-15
Number of Graduates	38	38	44
Number of Respondents	20	25	26
Number of Employed Respondents	17	24	23
Percentage of Employed Respondents	85%	96%	88%
Number of Respondents Employed in Training Related Occupations	16	24	23
Percentage of Respondents Employed in Training Related Occupations	80%	96%	88%

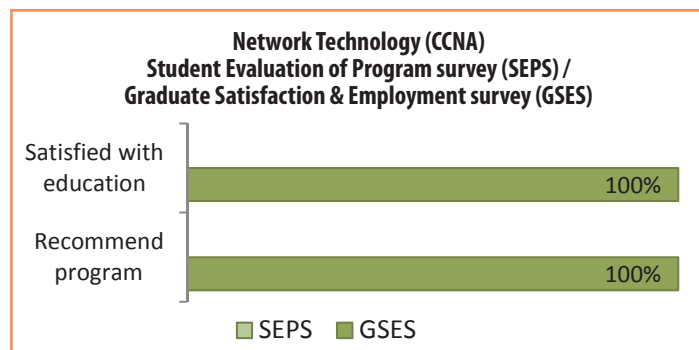
### Salary (full-time training related employment)



Top Salary: \$31,902  
Employed: 100%

# Network Technology (CCNA)

## One-Year Certificate Program

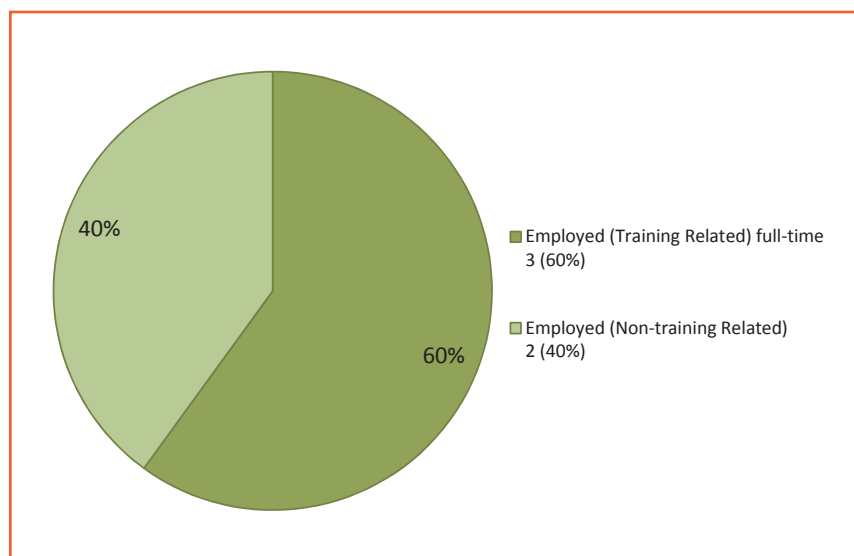


Comparison of 2014-15 graduate cohort ratings with the ratings of the 2014-15 student cohort  
\*There is no 2014-15 SEPS data for this program

This program is intended for entrants who have worked with computer networks and have more than a basic knowledge of computer systems. This multidisciplinary program encompasses a range of topics from Microsoft Windows client and server operating systems, computer hardware, advanced networking, network cabling, Linux, wireless networks, VOIP, and network security. Students will be prepared to work Microsoft MCSE, Cisco CCNA, A+, SUN Unix, Wireless networks, VOIP, or Network security

## EMPLOYMENT STATISTICS:

### Current Activity of Respondents

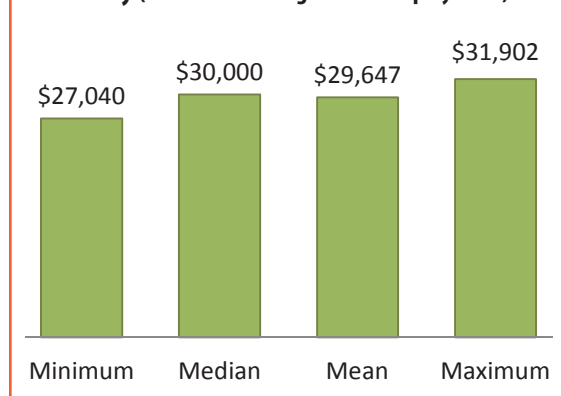


### Occupations

(full or part-time training related employment)

IT Desk Representative  
Network Operation Center Technician  
Systems Support Analyst

### Salary (full-time training related employment)



Three Year Comparison of Employed Respondents	2012-13	2013-14	2014-15
Number of Graduates	8	7	9
Number of Respondents	4	3	5
Number of Employed Respondents	3	2	5
Percentage of Employed Respondents	75%	67%	100%
Number of Respondents Employed in Training Related Occupations	2	2	3
Percentage of Respondents Employed in Training Related Occupations	50%	67%	60%

# Plumbing

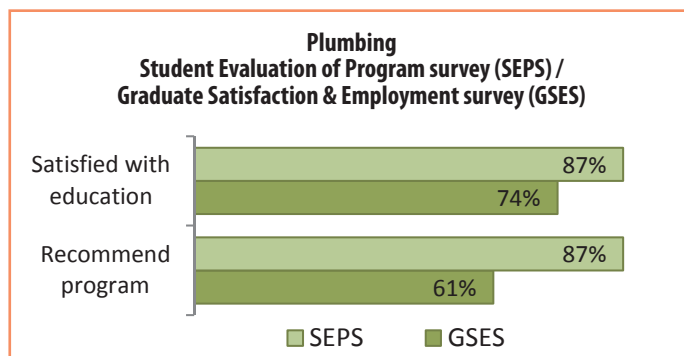
Top Salary: \$45,370

Employed: 78%

## Five-Month Certificate Program

This program provides the knowledge and skills required to install and repair piping systems in residential and commercial buildings.

Graduates find employment with plumbing contractors or in industrial plants as maintenance people. Job opportunities at the journey person level are as plumbers, steamfitters or sprinkler and fire-protection installers. After gaining work experience, graduates may move into positions as supervisors, estimators, plumbing contractors and building inspectors.



*Comparison of 2014-15 graduate cohort ratings with the ratings of the 2014-15 student cohort*

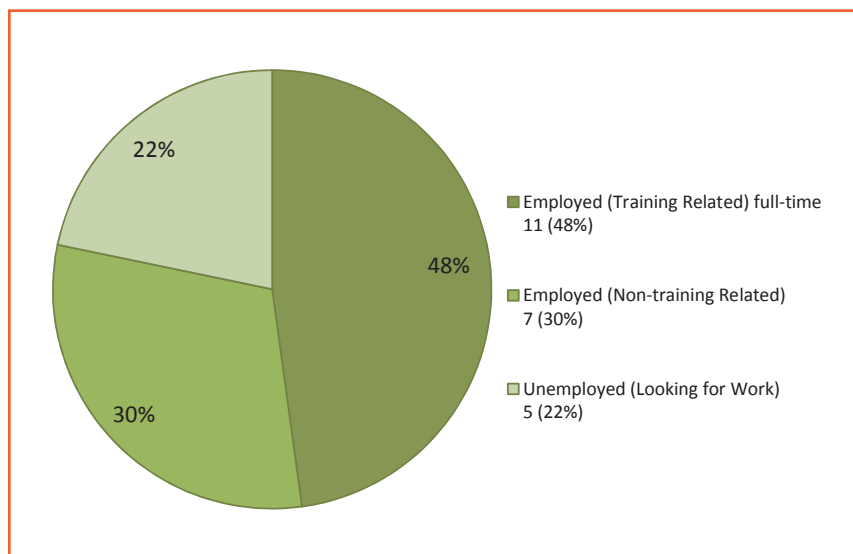
## EMPLOYMENT STATISTICS:

### Occupations

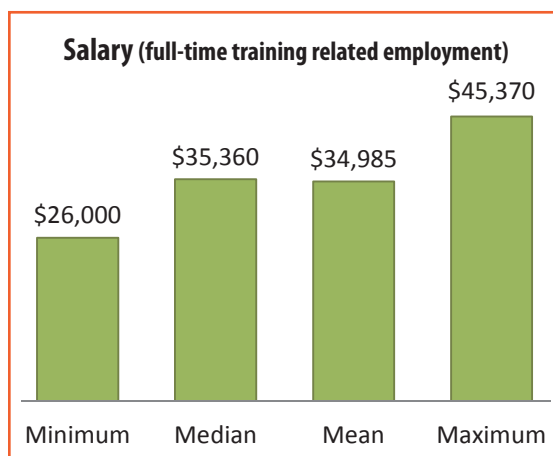
(full or part-time training related employment)

Apprentice  
Apprentice Plumber  
Driver  
Heating and Plumber  
Level 1 Apprentice Plumber  
Level 1 Plumber  
Level 1 Plumbing Apprentice  
Plumbers Helper  
Plumbing Apprentice  
Service Plumber

### Current Activity of Respondents



Three Year Comparison of Employed Respondents	2012-13	2013-14	2014-15
Number of Graduates	57	52	53
Number of Respondents	21	26	23
Number of Employed Respondents	20	17	18
Percentage of Employed Respondents	95%	65%	78%
Number of Respondents Employed in Training Related Occupations	16	15	11
Percentage of Respondents Employed in Training Related Occupations	76%	58%	48%

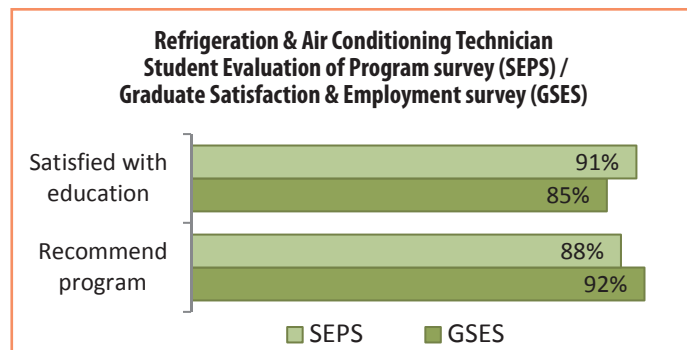


Top Salary: \$58,500

Employed: 77%

# Refrigeration & Air Conditioning Technician

## Five-Month Certificate Program



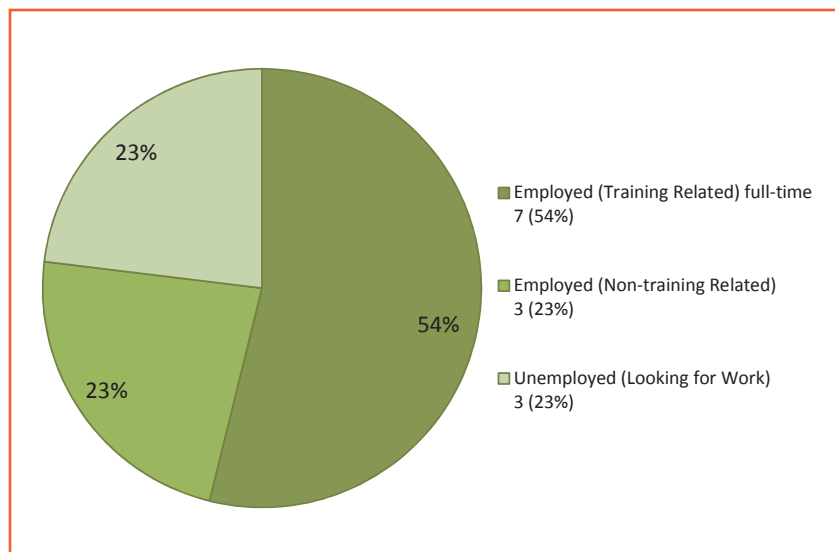
Comparison of 2014-15 graduate cohort ratings with the ratings of the 2014-15 student cohort

This program provides both theoretical and practical knowledge of refrigeration systems, air conditioning, piping, welding and electrical wiring. Special emphasis is placed on safety regulations as they pertain to using, reusing, recycling, recovering, and reclaiming HCFC and HFC refrigerants as well as the safe handling and disposal of chlorofluorocarbons (CFCs).

Refrigeration and air conditioning technicians or mechanics install, repair, service, and design residential, commercial, and industrial HVAC/R (heating, ventilation, air conditioning, refrigeration) equipment.

## EMPLOYMENT STATISTICS:

### Current Activity of Respondents

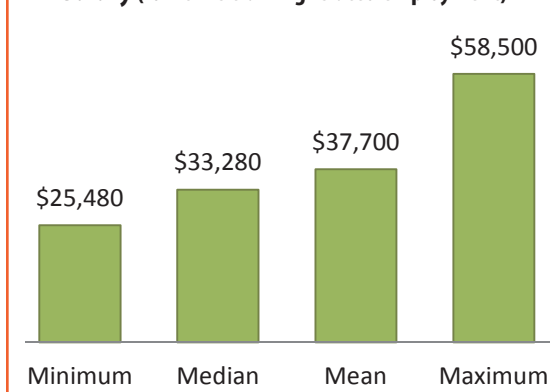


### Occupations

(full or part-time training related employment)

Apprentice (hdha track Refrigeration field)  
Furnace and Air Conditioner Installer  
Refrigeration and Air Conditioning  
Apprentice  
Refrigeration Apprentice  
Refrigeration Mechanic Apprentice  
Second Hand Apprentice  
Service Technician

### Salary (full-time training related employment)



Three Year Comparison of Employed Respondents	2012-13	2013-14	2014-15
Number of Graduates	16	16	29
Number of Respondents	5	7	13
Number of Employed Respondents	3	5	10
Percentage of Employed Respondents	60%	71%	77%
Number of Respondents Employed in Training Related Occupations	3	3	7
Percentage of Respondents Employed in Training Related Occupations	60%	43%	54%

# Structural Engineering Technology

Top Salary: \$65,894

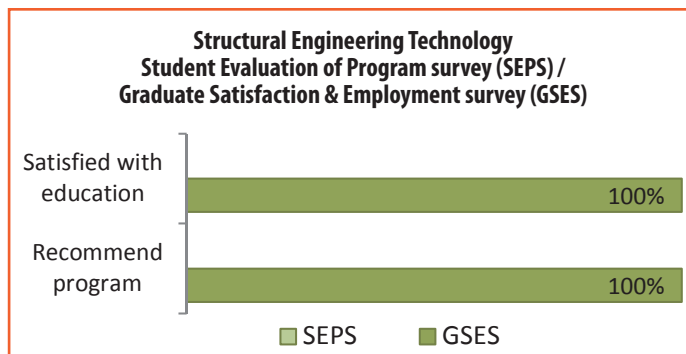
Employed: 93%

In School: 7%

## 32-Month Diploma Program

Students acquire knowledge and skills for careers in design and construction of building systems, computer-assisted design and drafting, site inspection, testing and supervision, construction administration and project management, and technical sales and support. This is a Co-operative Education program that integrates related on-the-job training with classroom theory by alternating terms of paid employment and academic study.

*Note: A preliminary year of Civil Engineering Technology studies is required.*



Comparison of 2014-15 graduate cohort ratings with the ratings of the 2014-15 student cohort

*\*There is no 2014-15 SEPS data for this program*

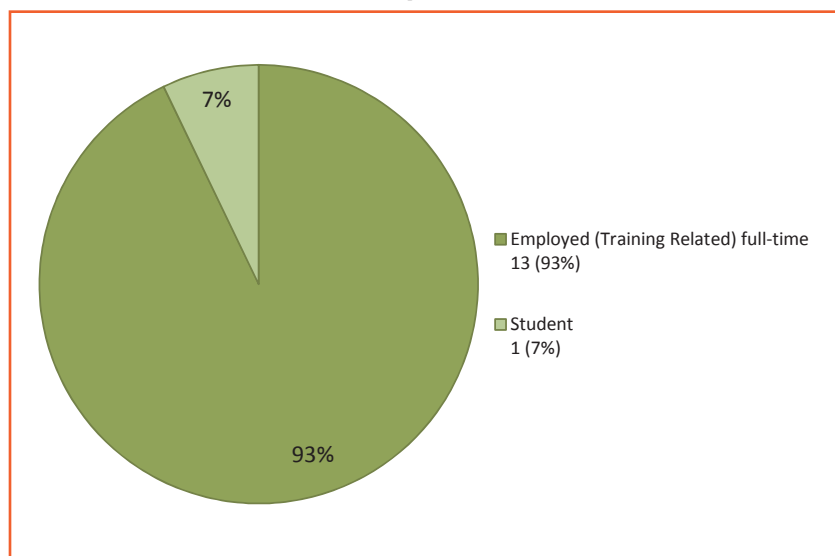
## EMPLOYMENT STATISTICS:

### Occupations

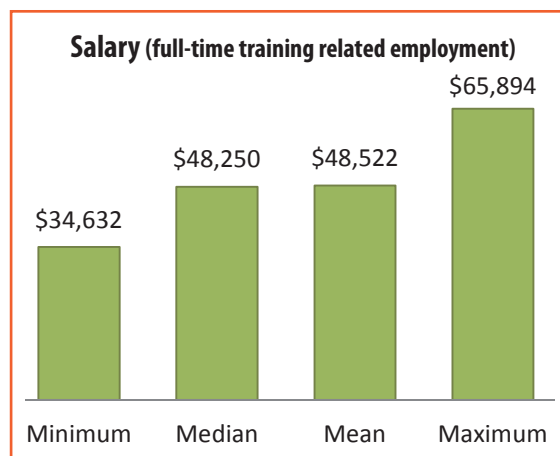
(full or part-time training related employment)

Civil Inspector  
Construction Testing Technician  
Detailer  
Drafting Technician  
Field Coordinator  
Junior Civil Designer  
Project Coordinator  
Project Manager  
Site Superintendent  
Structural Draftsperson and Designer  
Surveyor/Inspector - Road Construction  
Technical Assistant  
Tekla Drafting Technician

### Current Activity of Respondents



Three Year Comparison of Employed Respondents	2012-13	2013-14	2014-15
Number of Graduates	35	27	24
Number of Respondents	11	13	14
Number of Employed Respondents	9	10	13
Percentage of Employed Respondents	82%	77%	93%
Number of Respondents Employed in Training Related Occupations	9	10	13
Percentage of Respondents Employed in Training Related Occupations	82%	77%	93%





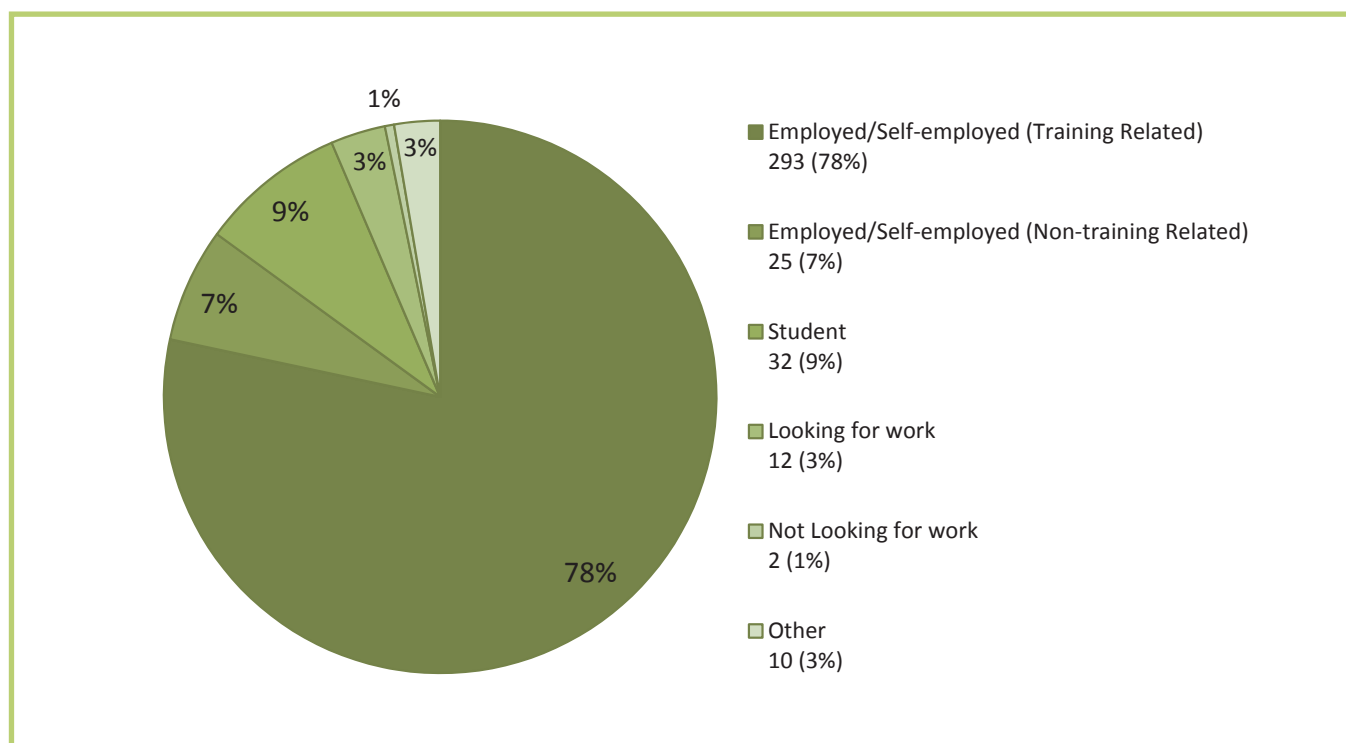
# School of Health Sciences & Community Services

The School of Health Sciences & Community Services consists of four departments: Allied Health Sciences; Community Services; Life Sciences; and Nursing. These departments offer baccalaureate degree, post-graduate diploma, diploma and certificate programs. As well, the School is involved in a number of community-based projects and health education partnerships with external agencies.

Of the programs surveyed, there were 235 certificates, 245 diplomas, and 44 post-graduate diplomas, and 119 degrees awarded in 2014-15.

Six hundred and forty-three graduates were surveyed with 374 responding for a 58% response rate.

## CURRENT ACTIVITY OF RESPONDENTS



## PROGRAMS SURVEYED AND INCLUDED IN THIS REPORT

Animal Health Technology  
 Chemical and Biosciences Technology (Co-op)  
 Child and Youth Care  
 Dental Assisting - Level II  
 Disability and Community Support  
 Early Childhood Education  
 Early Childhood Education Workplace  
 Health Care Aide

Medical Laboratory Sciences  
 Medical Radiologic Technology  
 MRI and Spectroscopy  
 Nursing  
 Paramedicine - Primary Care Paramedic  
 Pharmaceutical Manufacturing  
 QA/QC in the Pharmaceutical Industry  
 Rehabilitation Assistant

# Animal Health Technology

Top Salary: \$39,780

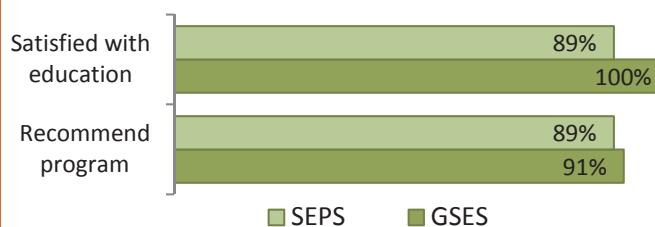
Employed: 86%

In School: 5%

## Two-Year Diploma Program

This program provides the knowledge and skills needed to perform a variety of veterinary medical procedures, such as: anesthesia induction and monitoring, drug dosage calculations, surgical and animal nursing, laboratory testing, diagnostic imaging, dentistry, emergency care, routine veterinary clinic and office procedures. Graduates are qualified to work under the supervision of a licensed veterinarian in companion animal, large animal, and specialty practices. Graduates may also find employment with zoos, research institutes, livestock operations, wildlife services, animal shelters, government agencies, or pharmaceutical sales companies.

**Animal Health Technology**  
Student Evaluation of Program survey (SEPS) /  
Graduate Satisfaction & Employment survey (GSES)



Comparison of 2014-15 graduate cohort ratings with the ratings of the 2014-15 student cohort

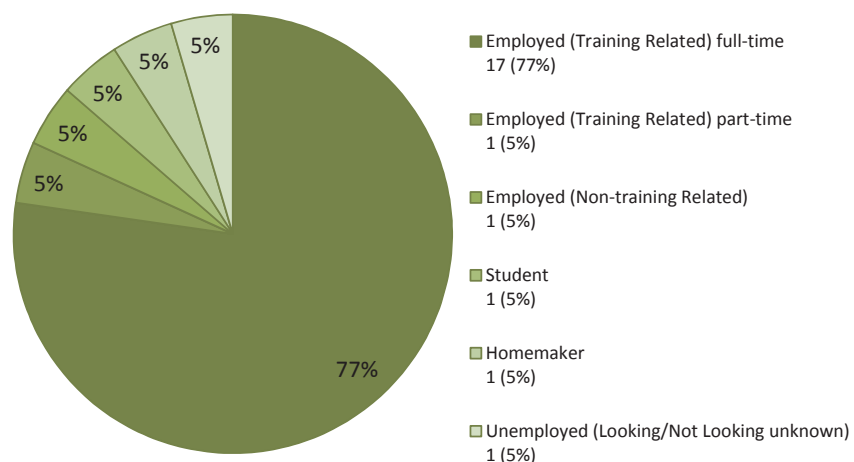
## EMPLOYMENT STATISTICS:

### Occupations

(full or part-time training related employment)

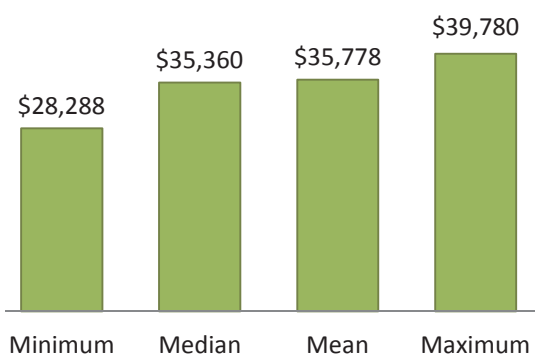
Animal Health Technician  
Registered Animal Health Technician  
Registered Animal Health Technologist (RAHT)  
Registered Veterinarian Technician  
Registered Veterinary Technologist  
Vet Technologist  
Veterinary Technician  
Veterinary Technologist

### Current Activity of Respondents



Three Year Comparison of Employed Respondents	2012-13	2013-14	2014-15
Number of Graduates	18	22	29
Number of Respondents	11	14	22
Number of Employed Respondents	10	14	19
Percentage of Employed Respondents	91%	100%	86%
Number of Respondents Employed in Training Related Occupations	9	13	18
Percentage of Respondents Employed in Training Related Occupations	82%	93%	82%

### Salary (full-time training related employment)



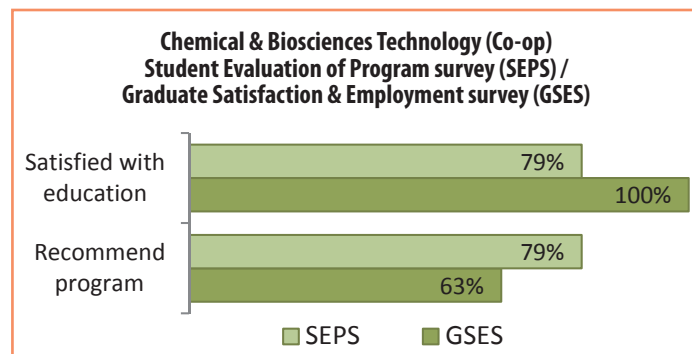
Top Salary: \$56,680

Employed: 69%

In School: 13%

# Chemical & Biosciences Technology (Co-op)

## Two-Year Diploma Program

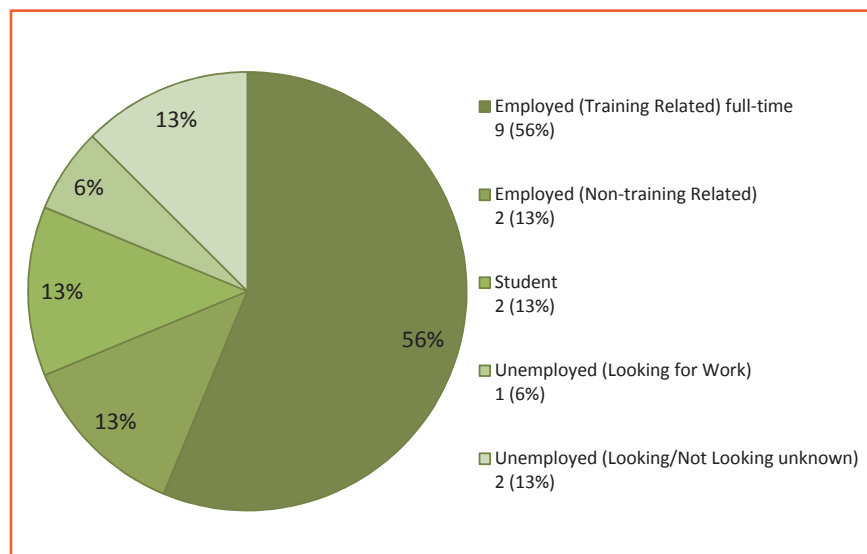


Comparison of 2014-15 graduate cohort ratings with the ratings of the 2014-15 student cohort

This program prepares students to have the knowledge and skills required to work as technologists in many industries, from food processing and mining, to aerospace, pharmaceutical companies, and food and health related industries. They are employed by all levels of government for environmental testing, geological surveys, and in research. Some graduates work as lab assistants in schools, colleges, and universities. Other graduates who have acquired substantial experience now work as supervisors, plant managers, and heads of research teams. **Note:** This program changed its name to Science Laboratory Technology.

## EMPLOYMENT STATISTICS:

### Current Activity of Respondents

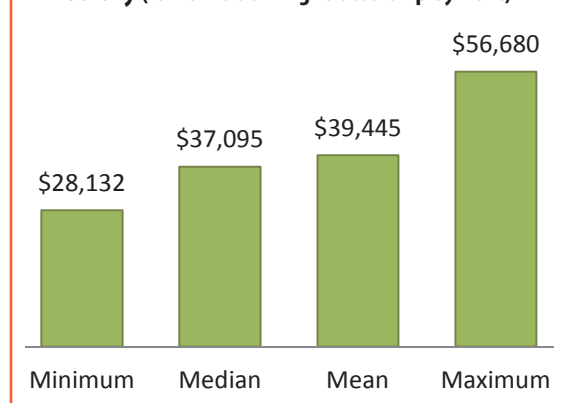


### Occupations

(full or part-time training related employment)

Analytical Chemist  
Laboratory Assistant  
Laboratory Technician  
Lead Chemist  
Quality Control Analyst

### Salary (full-time training related employment)



### Three Year Comparison of Employed Respondents

	2012-13	2013-14	2014-15
Number of Graduates	16	18	18
Number of Respondents	7	9	16
Number of Employed Respondents	5	8	11
Percentage of Employed Respondents	71%	89%	69%
Number of Respondents Employed in Training Related Occupations	4	7	9
Percentage of Respondents Employed in Training Related Occupations	57%	78%	56%

# Child and Youth Care

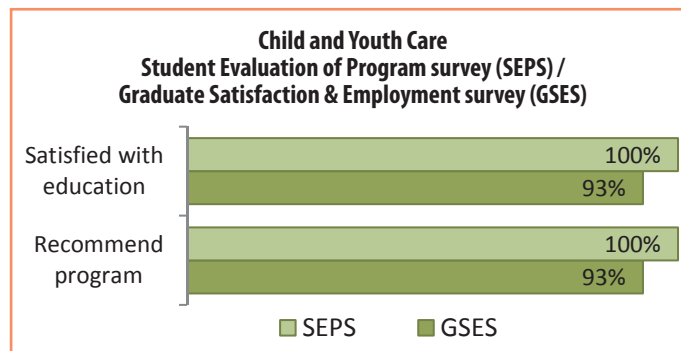
Top Salary: \$35,360

Employed: 64%

In School: 29%

## Two-Year Diploma Program

This program provides the skills and knowledge needed to work with children and youth experiencing behavioural and emotional difficulties. Students learn how to intervene and assess situations and formulate strategies to help children, youth, and their families identify and resolve concerns and enhance their quality of life. Graduates may find work in treatment homes, school or community-based programs, family support programs, mental health centres, or young offender programs.



Comparison of 2014-15 graduate cohort ratings with the ratings of the 2014-15 student cohort

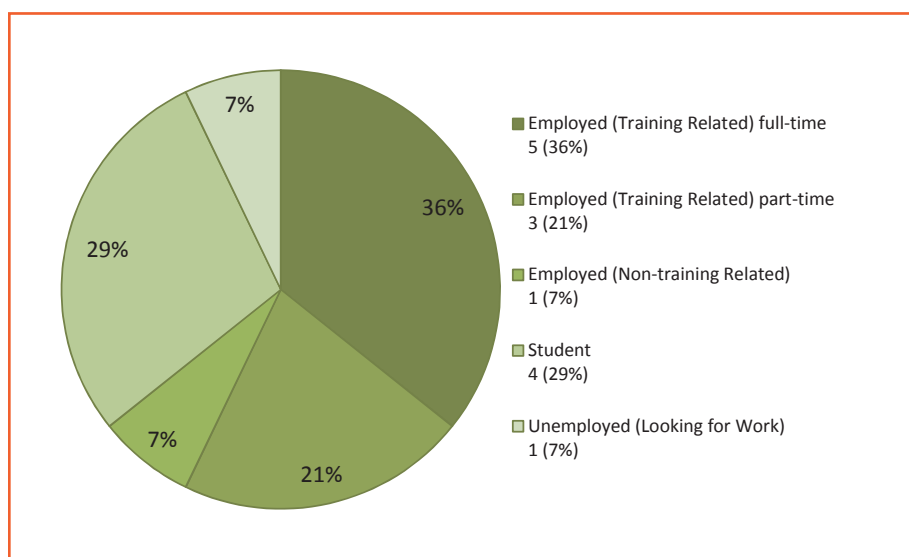
## EMPLOYMENT STATISTICS:

### Occupations

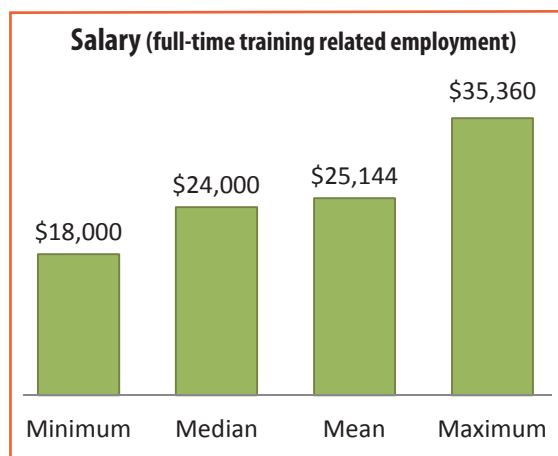
(full or part-time training related employment)

Child and Youth Care Worker  
Child/Youth Care Practitioner  
Relief Youth Care Worker  
Support Worker  
Volunteer Coordinator  
Youth Care Practitioner  
Youth Care Worker &  
Respite/Support Worker

### Current Activity of Respondents



Three Year Comparison of Employed Respondents	2012-13	2013-14	2014-15
Number of Graduates	27	17	23
Number of Respondents	12	8	14
Number of Employed Respondents	7	8	9
Percentage of Employed Respondents	58%	100%	64%
Number of Respondents Employed in Training Related Occupations	7	7	8
Percentage of Respondents Employed in Training Related Occupations	58%	88%	57%



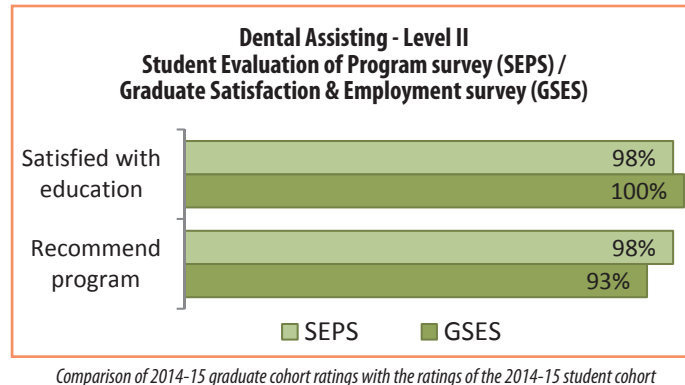
Top Salary: \$45,448

Employed: 89%

In School: 7%

# Dental Assisting - Level II

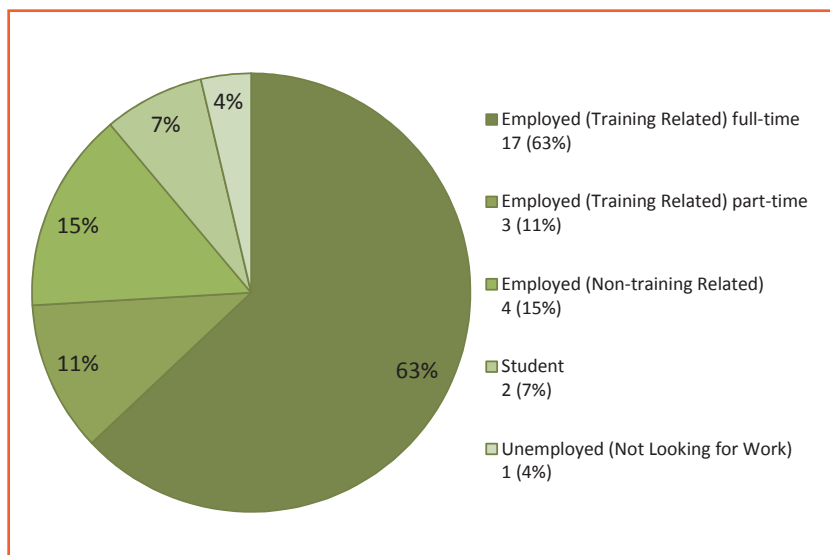
## One-Year Certificate Program



Students of this program learn the skills needed to assist dentists with four-handed dentistry techniques, as well as dental procedures, handling and mixing materials, sterilization and laboratory procedures, care of dental equipment, and preparation of instruments, operatories, and patients. Graduates have the skills needed for polishing teeth, fluoride application, placement and removal of dental dams, removal of sutures, and other intra-oral procedures as well as some business-related procedures. Graduates have found employment in private dental offices, large clinics, hospital dental clinics, insurance companies, and in government public health programs.

## EMPLOYMENT STATISTICS:

### Current Activity of Respondents

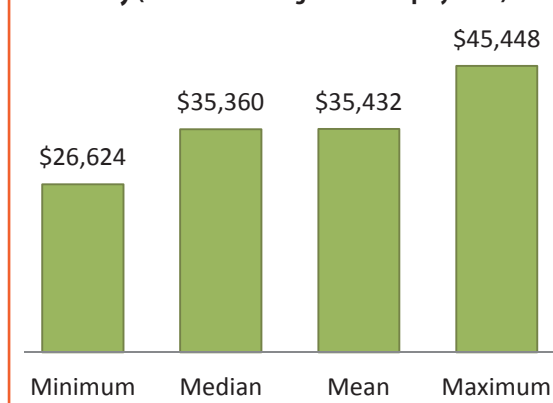


### Occupations

(full or part-time training related employment)

Dental Assistant  
Dental Receptionist  
Pediatric Registered Dental Assistant  
Registered Dental Assistant

### Salary (full-time training related employment)



Three Year Comparison of Employed Respondents	2012-13	2013-14	2014-15
Number of Graduates	47	48	50
Number of Respondents	24	30	27
Number of Employed Respondents	26	27	24
Percentage of Employed Respondents	96%	90%	89%
Number of Respondents Employed in Training Related Occupations	22	23	20
Percentage of Respondents Employed in Training Related Occupations	92%	77%	74%

# Disability & Community Support

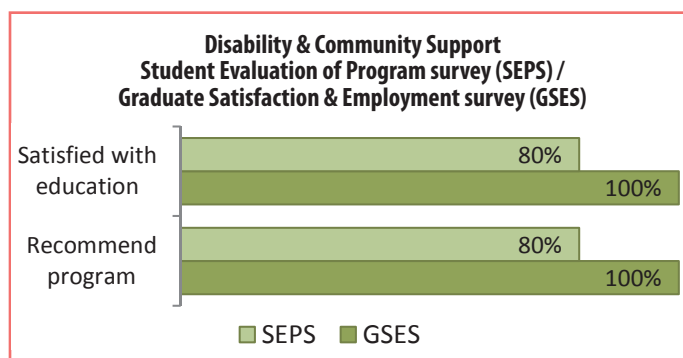
Top Salary: \$56,160

Employed: 86%

In School: 14%

## Two-Year Diploma Program

This program provides the knowledge, skills and values required to support and enhance the development of children and adults with disabilities, in a variety of community settings. Students learn how to assist individuals with disabilities to plan and achieve their personal goals and maintain their health and well-being. Graduates may find employment in educational, residential, developmental, employment or vocational services, or community and government services as residential support workers, educational assistants, supported employment personnel, vocational support workers, individual support personnel, rehabilitation workers, program support and development personnel, family support workers, and advocacy personnel.



*Comparison of 2014-15 graduate cohort ratings with the ratings of the 2014-15 student cohort*

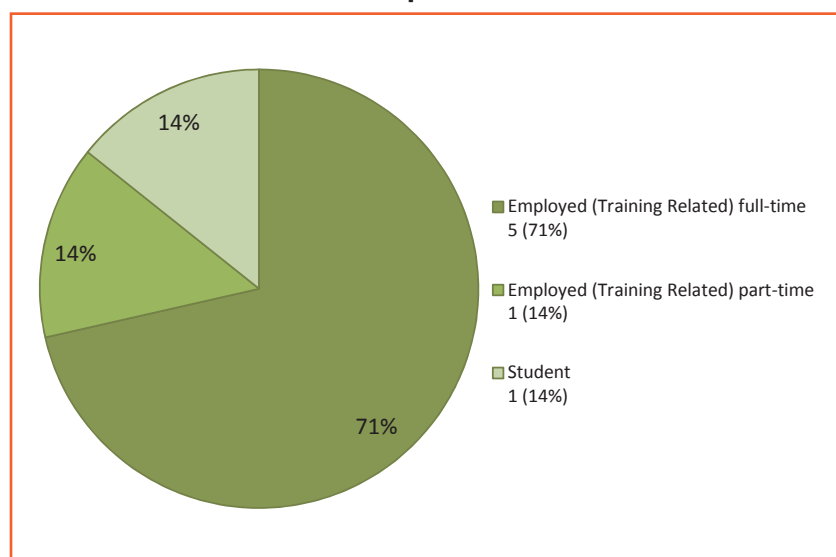
## EMPLOYMENT STATISTICS:

### Occupations

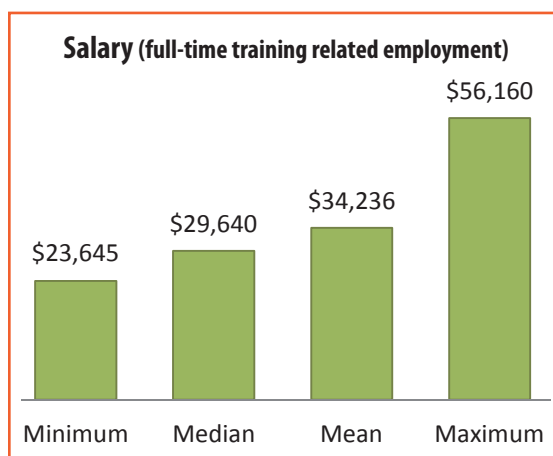
(full or part-time training related employment)

Adult Support Worker  
Autism Tutor  
Employment and Transition Supervisor  
Planner  
Support Staff  
Support Worker for people  
who have intellectual disabilities

### Current Activity of Respondents



Three Year Comparison of Employed Respondents	2012-13	2013-14	2014-15
Number of Graduates	23	19	11
Number of Respondents	18	11	7
Number of Employed Respondents	14	8	6
Percentage of Employed Respondents	78%	73%	86%
Number of Respondents Employed in Training Related Occupations	14	6	6
Percentage of Respondents Employed in Training Related Occupations	78%	55%	86%



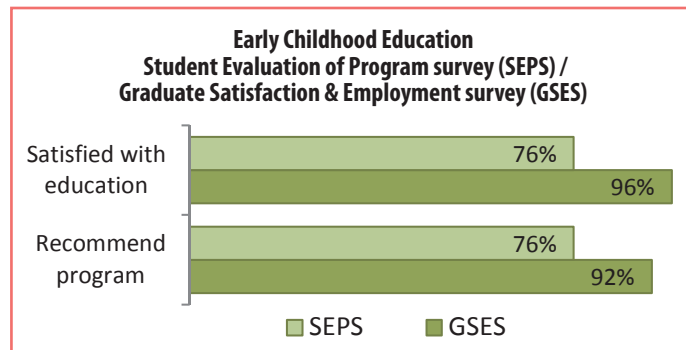
Top Salary: \$39,520

Employed: 92%

In School: 4%

# Early Childhood Education

## Two-Year Diploma Program

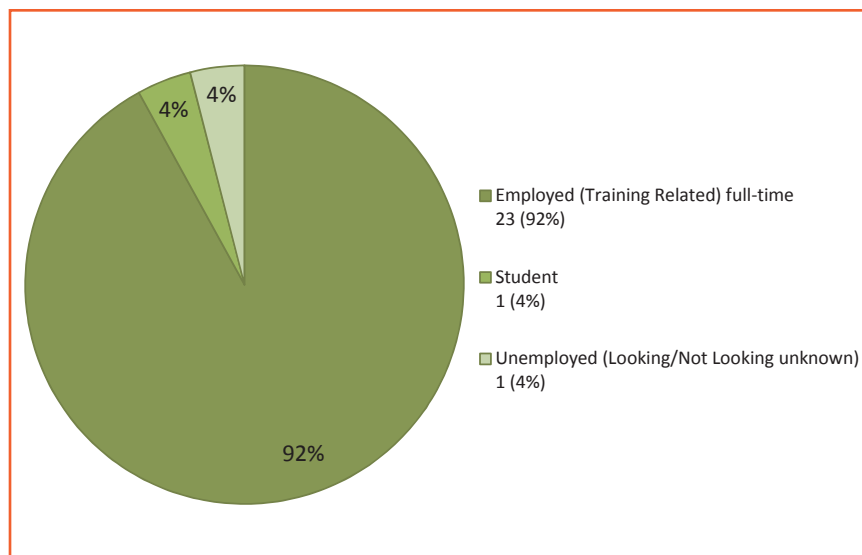


Comparison of 2014-15 graduate cohort ratings with the ratings of the 2014-15 student cohort

This program provides students with the knowledge and skills required to offer quality early childcare in the community. Graduates competently plan appropriate learning experiences that stimulate the intellectual, physical, emotional and social development of young children. Graduates have found positions in daycare centres, nursery schools, infant care centres, family resource centres, and school-age programs. With experience and continuing education, some graduates may progress to positions of directors of children's centres.

## EMPLOYMENT STATISTICS:

### Current Activity of Respondents

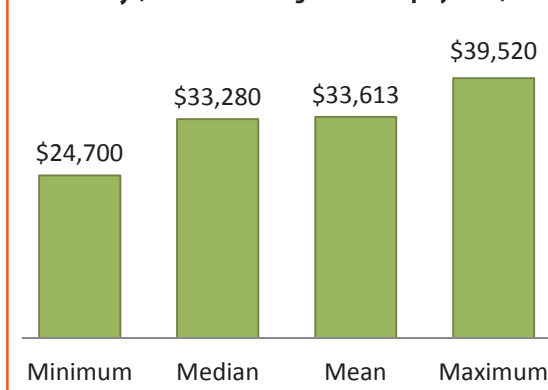


### Occupations

(full or part-time training related employment)

Child Educator  
Early Childhood Educator  
Early Childhood Educator -  
Primary Infant Caregiver  
Early Childhood Educator 2  
Early Childhood Educator/Room Leader  
ECE II  
Infant Care  
Staff in Charge

### Salary (full-time training related employment)



### Three Year Comparison of Employed Respondents

	2012-13	2013-14	2014-15
Number of Graduates	52	43	46
Number of Respondents	22	27	25
Number of Employed Respondents	18	24	23
Percentage of Employed Respondents	82%	89%	92%
Number of Respondents Employed in Training Related Occupations	18	24	23
Percentage of Respondents Employed in Training Related Occupations	82%	89%	92%



# Early Childhood Education Workplace

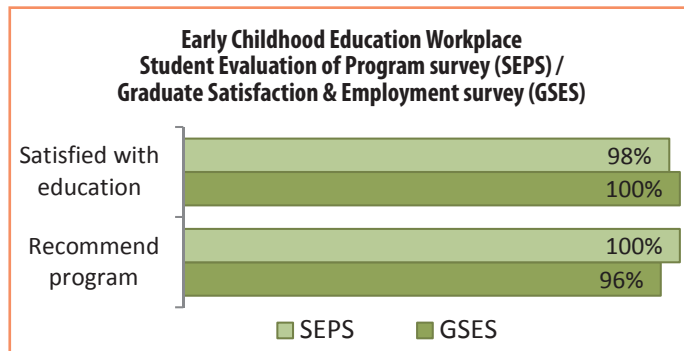
Top Salary: \$39,520

Employed: 88%

In School: 4%

## Two-Year Diploma Program

This accelerated program integrates the knowledge and experience of employed CCAs in providing quality childcare in the community. Students attend classes at Red River College two days a week and work at their current employment for three days a week. Graduates competently plan appropriate learning experiences that stimulate the intellectual, physical, emotional, and social development of young children. With experience and continuing education, some graduates have progressed to positions of directors of children's centres.



*Comparison of 2014-15 graduate cohort ratings with the ratings of the 2014-15 student cohort*

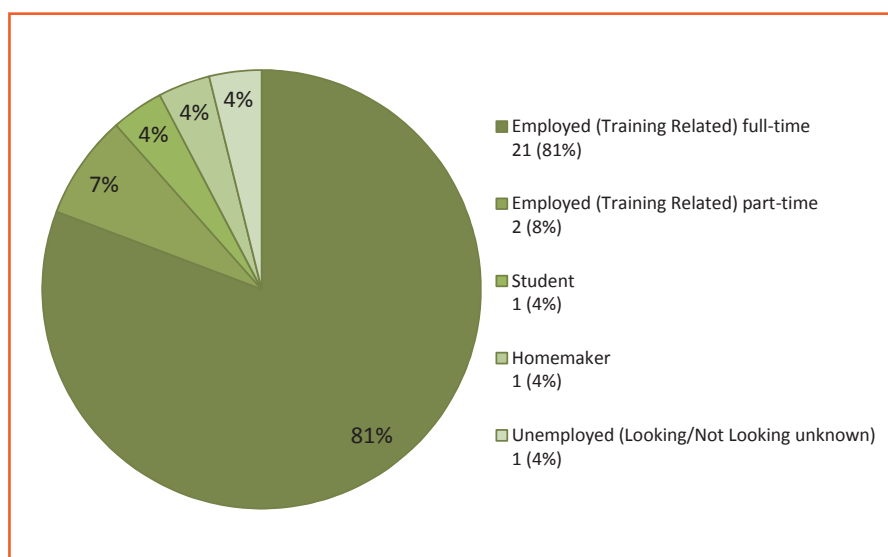
## EMPLOYMENT STATISTICS:

### Occupations

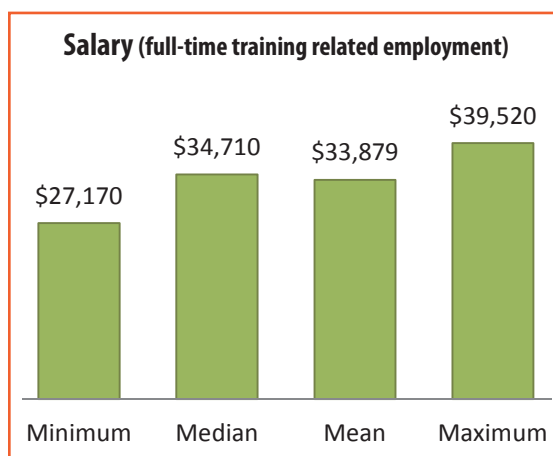
(full or part-time training related employment)

Closing Supervisor  
Early Child Educator  
Early Childhood Educator  
Early Childhood Educator II  
Early Childhood Educator II/ Nursery/  
Kindergarten Team Leader  
Early Childhood Educator Level II  
EC Worker  
ECE II  
Front Line ECE  
School Age Supervisor/ECE II  
Supervisor ECE 2

### Current Activity of Respondents



Three Year Comparison of Employed Respondents	2012-13	2013-14	2014-15
Number of Graduates	47	41	49
Number of Respondents	22	24	26
Number of Employed Respondents	20	22	23
Percentage of Employed Respondents	91%	92%	88%
Number of Respondents Employed in Training Related Occupations	20	21	23
Percentage of Respondents Employed in Training Related Occupations	91%	88%	88%



Top Salary: \$44,928

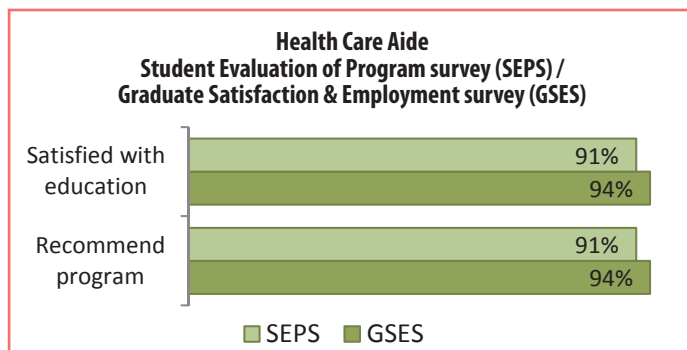
Employed: 84%

In School: 11%

# Health Care Aide

## Five-Month Certificate Program

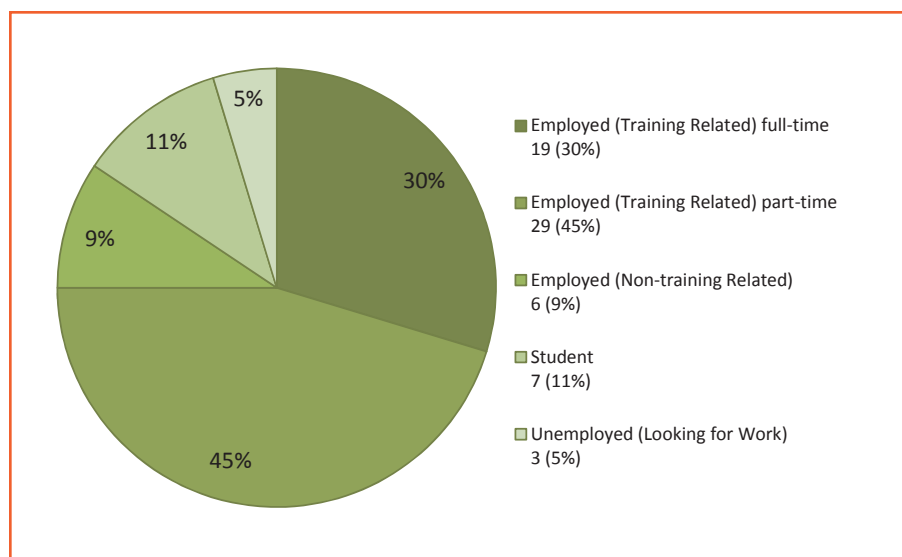
This program is designed to prepare students to become health care workers who, under the supervision of a nurse, assists hospital patients, personal care home residents, or home care clients. Health care aides help people to remain independent by assisting them with their physical, emotional, and social needs and their daily activities. Graduates find employment in acute care hospitals, extended or long-term care hospitals, personal care homes, and community or home care agencies.



Comparison of 2014-15 graduate cohort ratings with the ratings of the 2014-15 student cohort

## EMPLOYMENT STATISTICS:

### Current Activity of Respondents

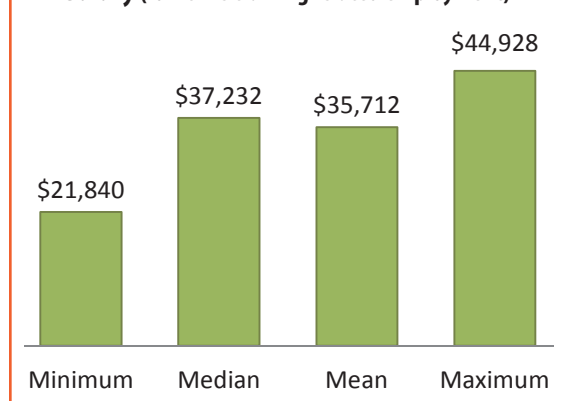


### Occupations

(full or part-time training related employment)

Casual HCA  
Casual Health Care Aide/ Rehab Porter  
Health Assistant  
Health Care  
Health Care Aide  
Health Care Aide/ Unit Assistant  
Home Care Attendant  
Nurses Assistant  
Unit Assistant

### Salary (full-time training related employment)



### Three Year Comparison of Employed Respondents

	2012-13	2013-14	2014-15
Number of Graduates	123	122	105
Number of Respondents	61	72	64
Number of Employed Respondents	50	52	54
Percentage of Employed Respondents	82%	72%	84%
Number of Respondents Employed in Training Related Occupations	42	47	48
Percentage of Respondents Employed in Training Related Occupations	69%	65%	75%

# Medical Laboratory Sciences

Top Salary: \$84,240

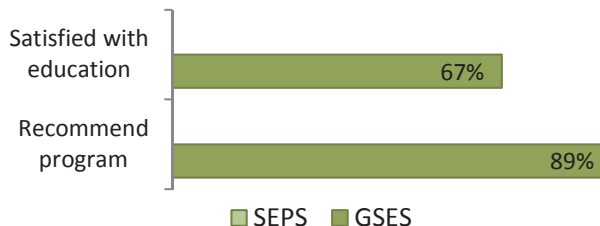
Employed: 94%

In School: 6%

## Two-Year Diploma Program

This program is designed to provide the academic knowledge and supervised practical experience for collecting, preparing, and analyzing blood, body fluids, and tissue samples, and interpreting results. Students learn how to obtain accurate and precise patient results with the use of sophisticated laboratory equipment. Graduates may find employment hospital laboratories (Diagnostic Services of Manitoba), Canadian Blood Services, private laboratories, Laboratory Centre for Disease Control, pharmaceutical laboratories, industrial or commercial laboratories. Graduates are required both in urban and rural settings.

### Medical Laboratory Sciences Student Evaluation of Program survey (SEPS) / Graduate Satisfaction & Employment survey (GSES)



Comparison of 2014-15 graduate cohort ratings with the ratings of the 2014-15 student cohort

\*There is no 2014-15 SEPS data for this program

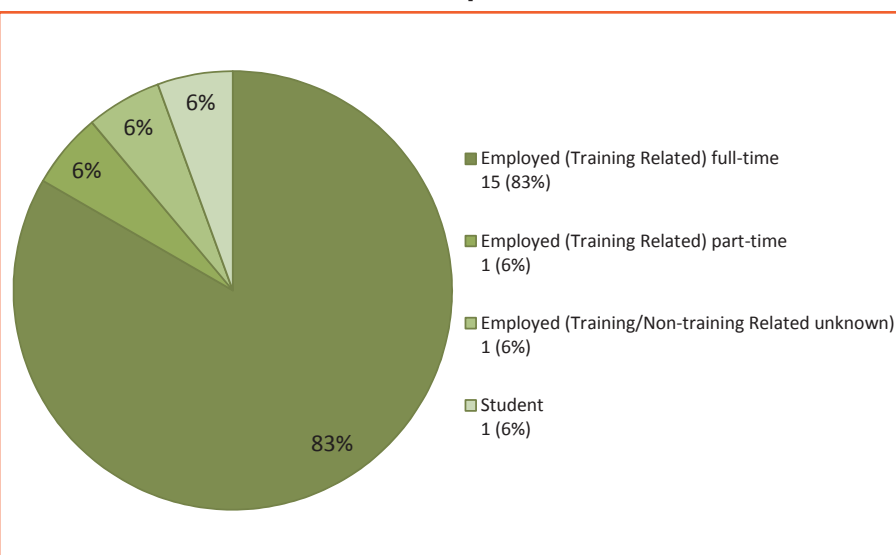
## EMPLOYMENT STATISTICS:

### Occupations

(full or part-time training related employment)

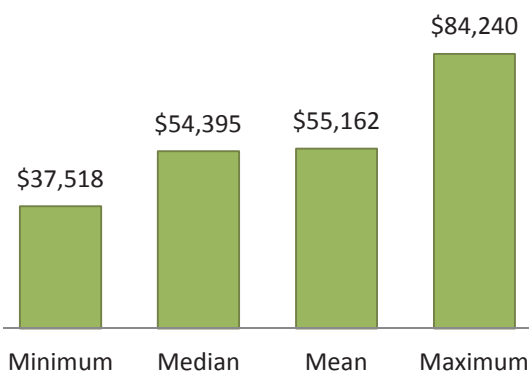
General Duty Medical  
Laboratory Technologist  
General Duty Technologist  
Lab Histotechnologist  
Laboratory Technologist  
Medical Lab Technologist  
Medical Laboratory Technologist  
Medical Laboratory Assistant

### Current Activity of Respondents



Three Year Comparison of Employed Respondents	2012-13	2013-14	2014-15
Number of Graduates	30	27	33
Number of Respondents	15	20	18
Number of Employed Respondents	15	18	17
Percentage of Employed Respondents	100%	90%	94%
Number of Respondents Employed in Training Related Occupations	15	17	16
Percentage of Respondents Employed in Training Related Occupations	100%	85%	89%

### Salary (full-time training related employment)



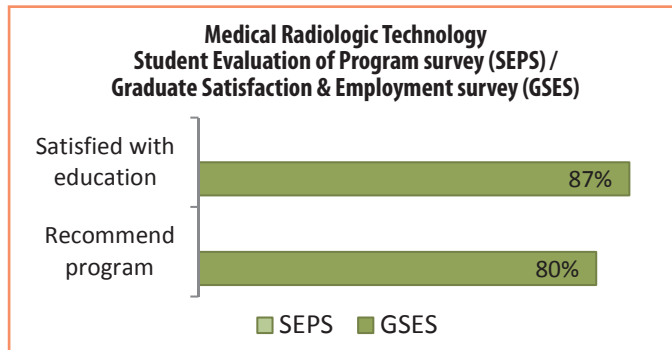
Top Salary: \$68,640

Employed: 73%

In School: 17%

# Medical Radiologic Technology

## Two-Year Diploma Program

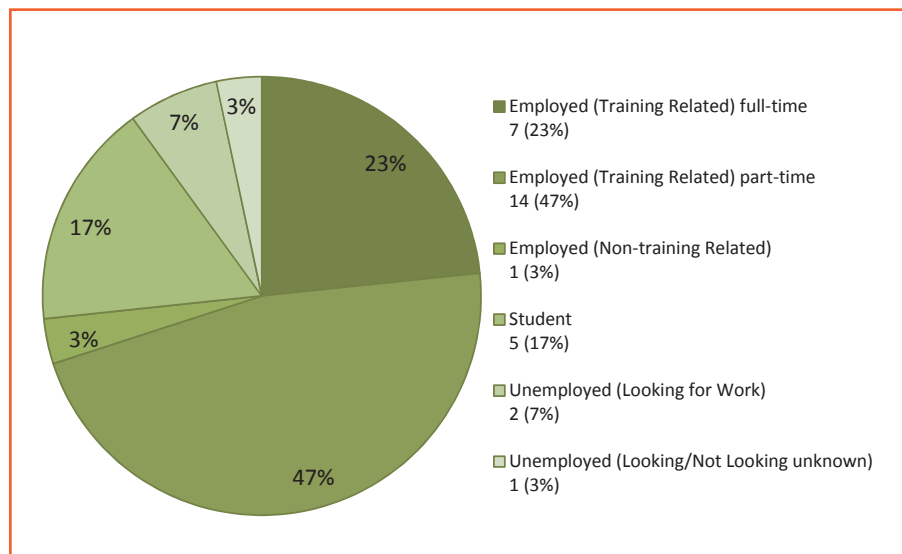


Comparison of 2014-15 graduate cohort ratings with the ratings of the 2014-15 student cohort  
\*There is no 2014-15 SEPS data for this program

Students learn the skills needed to perform diagnostic/ interventional imaging procedures using ionizing radiation and diagnostic imaging equipment. This profession involves a variety of procedures and specialties including: General Radiography, i.e., x-rays of the chest, bones, joints, gastrointestinal studies, and spine; Mammography to detect breast cancer in its earliest stages; Angiography to examine the heart, blood vessels, and blood flow; Fluoroscopy, i.e., real-time images that show movement; and CT scans, i.e., detailed cross-sectional images of the body. Most graduates are employed in hospitals and medical clinics. Some are working in related teaching and research, while others are employed as technical advisors, or representatives for x-ray equipment and supply manufacturers.

## EMPLOYMENT STATISTICS:

### Current Activity of Respondents

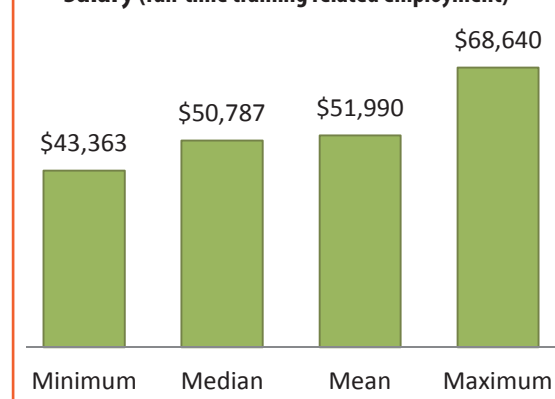


### Occupations

(full or part-time training related employment)

Charge Tech  
General Duty Radiation Technologist  
General Duty Radiology Technologist  
General Duty X-Ray Technologist  
Medical Radiation Technologist  
Medical Radiologic Technologist  
Medical Radiology  
Radiologic Technologist  
Radiology Technologist  
X-Ray Technologist

### Salary (full-time training related employment)



### Three Year Comparison of Employed Respondents

	2012-13	2013-14	2014-15
Number of Graduates	33	63	36
Number of Respondents	20	44	30
Number of Employed Respondents	17	37	22
Percentage of Employed Respondents	85%	84%	73%
Number of Respondents Employed in Training Related Occupations	17	36	21
Percentage of Respondents Employed in Training Related Occupations	85%	82%	70%

# MRI & Spectroscopy


Top Salary: \$69,316

Employed: 100%

## Nine-Month Post-Graduate Diploma Program

The MRI (Magnetic Resonance Imaging) & Spectroscopy program teaches proficiency in producing high quality images and optimal utilization of MRI equipment. Graduates are eligible to write the MRI National Certification Examinations, the standard set by the Canadian Association of Medical Radiation Technologists.

This program is a partnership with the National Research Council Institute for Biodiagnostics (IBD) and clinical sites.



*Comparison of 2014-15 graduate cohort ratings with the ratings of the 2014-15 student cohort*

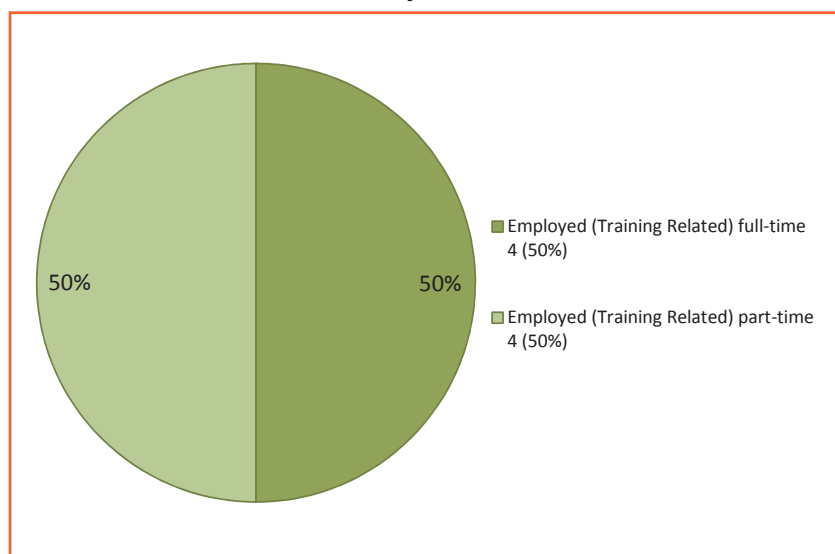
## EMPLOYMENT STATISTICS:

### Occupations

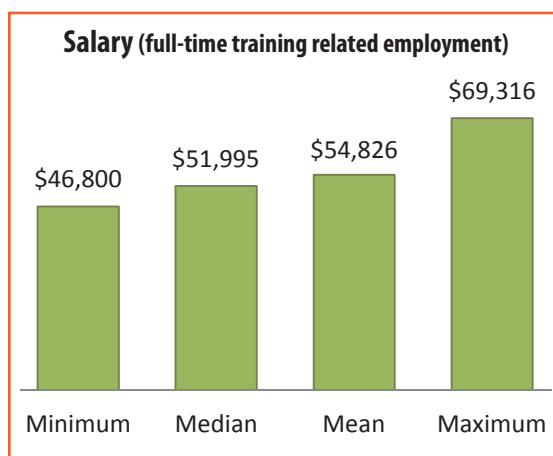
(full or part-time training related employment)

General Duty MRI Technologist  
MRA Technologist  
MRI Technician  
MRI Technologist

### Current Activity of Respondents



Three Year Comparison of Employed Respondents	2012-13	2013-14	2014-15
Number of Graduates	9	5	9
Number of Respondents	4	4	8
Number of Employed Respondents	4	4	8
Percentage of Employed Respondents	100%	100%	100%
Number of Respondents Employed in Training Related Occupations	4	4	8
Percentage of Respondents Employed in Training Related Occupations	100%	100%	100%



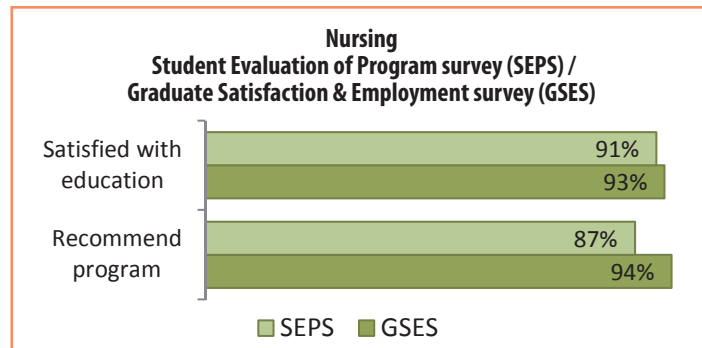
Top Salary: \$187,200

Employed: 92%

In School: 4%

# Nursing

## 32-Month Degree Program



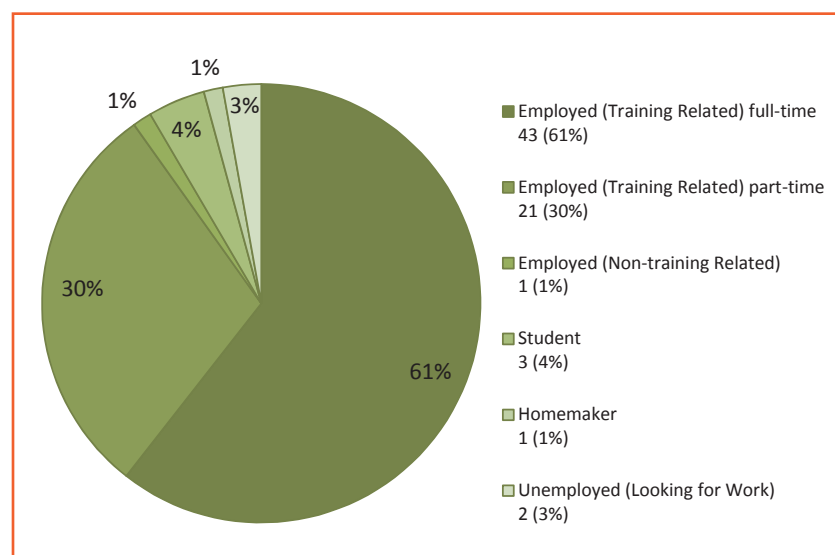
Comparison of 2014-15 graduate cohort ratings with the ratings of the 2014-15 student cohort

Following successful completion of the program, graduates receive a Bachelor of Nursing (BN) degree from Red River College (RRC) and are eligible to apply to write the Canadian Nurse Registration Exam (CRNE). When the national exam has been successfully completed, graduates are eligible to apply to become a member of the College of Registered Nurses of Manitoba (CRNM) and legally use the designation Registered Nurse (RN).

Graduates of the Nursing program have the educational credentials to be employed in all areas where the expertise of a professional RN is required.

## EMPLOYMENT STATISTICS:

### Current Activity of Respondents



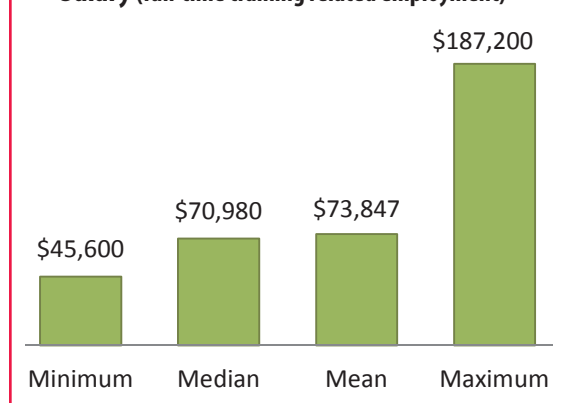
Surgical Nurse  
TPN Nurse Clinician - RBNB

### Occupations

(full or part-time training related employment)

Clinic Nurse  
Community Nurse  
Emerg Nurse  
ER Nurse  
General Duty Registered Nurse - Pediatrics  
General Nurse  
Hospital Registered Nurse  
Labour and Delivery Nurse  
Orthopedic Surgery (Nurse)  
Pediatric Nurse  
Registered Nurse  
Registered Nurse -  
Labour and Delivery Float Pool  
Registered Nurse - Medical Relief Team  
Registered Nurse - Surgery  
Registered Nurse (RN, BN)  
Registered Nurse - Mental Health  
Registered Nurse Medicine  
Registered Pediatric Nurse  
Staff Nurse

### Salary (full-time training related employment)



### Three Year Comparison of Employed Respondents

	2012-13	2013-14*	2014-15
Number of Graduates		139	119
Number of Respondents		58	71
Number of Employed Respondents		54	65
Percentage of Employed Respondents		93%	92%
Number of Respondents Employed in Training Related Occupations		53	64
Percentage of Respondents Employed in Training Related Occupations		91%	90%

\*Note: 2013-14 is the first graduating class for this program.

# Paramedicine - Primary Care Paramedic

Top Salary: \$100,000

Employed: 94%

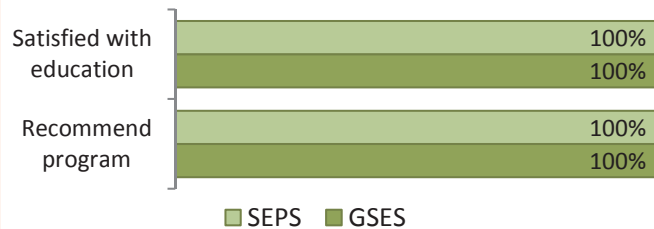
In School: 6%

## One-Year Certificate Program

This program provides students with the academic and clinical experience to work in the field of emergency medical services. The Paramedicine – Primary Care Paramedic program is accredited by the Canadian Medical Association.

The program is based on the national occupational competency profile for Paramedicine - Primary Care Paramedic, and supports employment opportunities in rural and northern Manitoba. Graduates are eligible to challenge the provincial licensing exams for Technician-Paramedic (Tech-P), which allows them to seek licensing anywhere in Canada.

### Paramedicine - Primary Care Paramedic Student Evaluation of Program survey (SEPS) / Graduate Satisfaction & Employment survey (GSES)



Comparison of 2014-15 graduate cohort ratings with the ratings of the 2014-15 student cohort

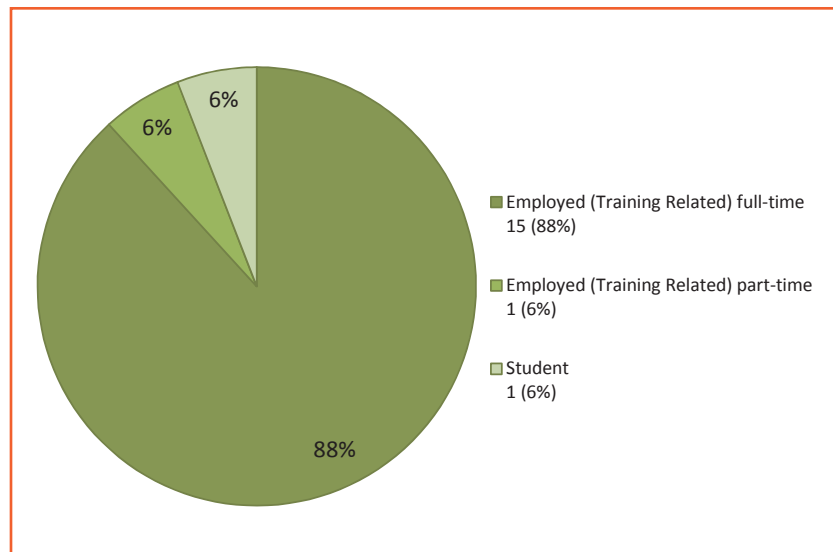
## EMPLOYMENT STATISTICS:

### Occupations

(full or part-time training related employment)

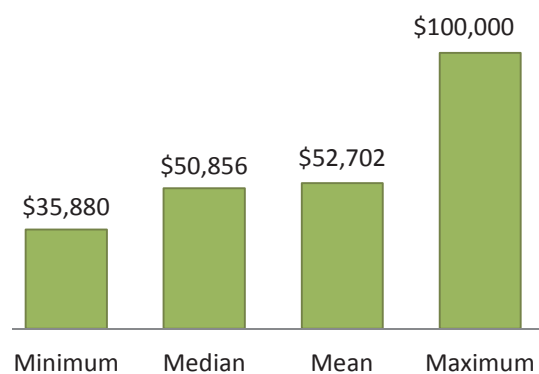
Emergency Medical Technician  
Northern Health Region Paramedic  
Paramedic  
Primary Care Paramedic  
Primary Paramedic  
Technician Paramedic

### Current Activity of Respondents



Three Year Comparison of Employed Respondents	2012-13	2013-14	2014-15
Number of Graduates	26	37	33
Number of Respondents	11	20	17
Number of Employed Respondents	10	20	16
Percentage of Employed Respondents	91%	100%	94%
Number of Respondents Employed in Training Related Occupations	10	20	16
Percentage of Respondents Employed in Training Related Occupations	91%	100%	94%

### Salary (full-time training related employment)



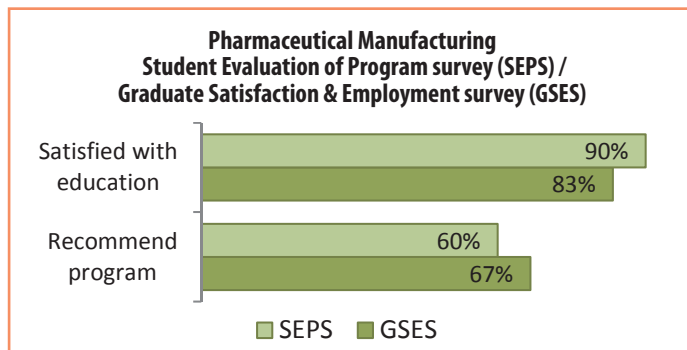


Employed: 33%

In School: 17%

# Pharmaceutical Manufacturing

## One-Year Certificate Program

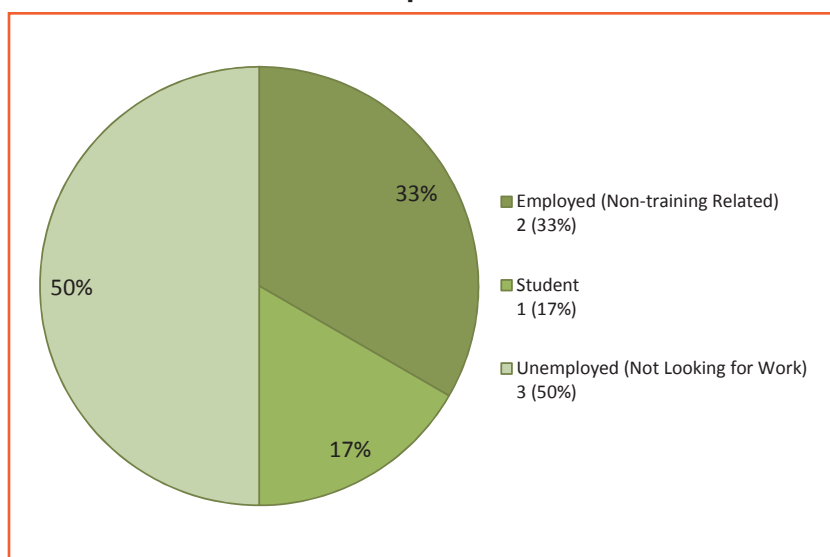


*Comparison of 2014-15 graduate cohort ratings with the ratings of the 2014-15 student cohort*

This program provides the required skills for working in the production of pharmaceutical, biotechnology, and related products. The program consists of two streams: Solid Dosage where students learn the theory and practice of formulating and manufacturing tablets and capsules; and Biopharmaceutical Processing where students gain hands-on experience in microbial fermentation such as set-up, inoculation, sampling, harvesting techniques, filtration, and column chromatographic purification techniques strategies for manufacturing of Recombinant Biotechnology drug products. Graduates find employment as production technicians with Manitoba's regulated pharmaceutical manufacturing companies.

## EMPLOYMENT STATISTICS:

### Current Activity of Respondents



### Salary (full-time training related employment)

There are no salaries to be reported

Three Year Comparison of Employed Respondents	2012-13	2013-14	2014-15
Number of Graduates	14	13	13
Number of Respondents	6	5	6
Number of Employed Respondents	5	4	2
Percentage of Employed Respondents	83%	80%	33%
Number of Respondents Employed in Training Related Occupations	2	2	
Percentage of Respondents Employed in Training Related Occupations	33%	40%	

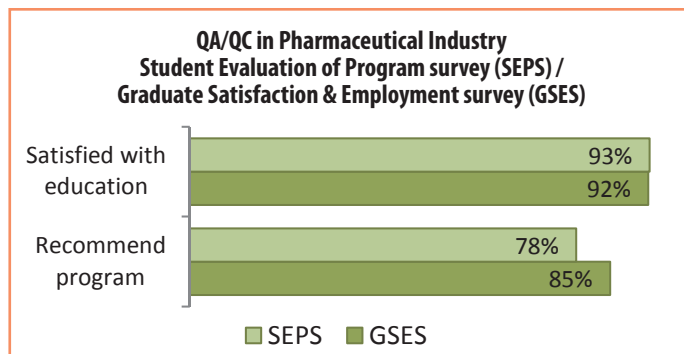
# QA/QC in Pharmaceutical Industry

Top Salary: \$49,754

Employed: 92%

## One-Year Post-Graduate Diploma Program

This program provides instruction in the concept of quality assurance in a manufacturing environment that is controlled by good manufacturing practices, quality systems, and regulatory agencies. As a QA/QC specialist, a graduate is eligible to work in Good Manufacturing Practices (GMP) regulated laboratories or GMP regulated pharmaceutical manufacturing companies in quality control laboratories or in quality assurance. Graduates are also be eligible to work in International Standards Organization (ISO) or Good Laboratory Practices (GLP) regulated laboratories.



*Comparison of 2014-15 graduate cohort ratings with the ratings of the 2014-15 student cohort*

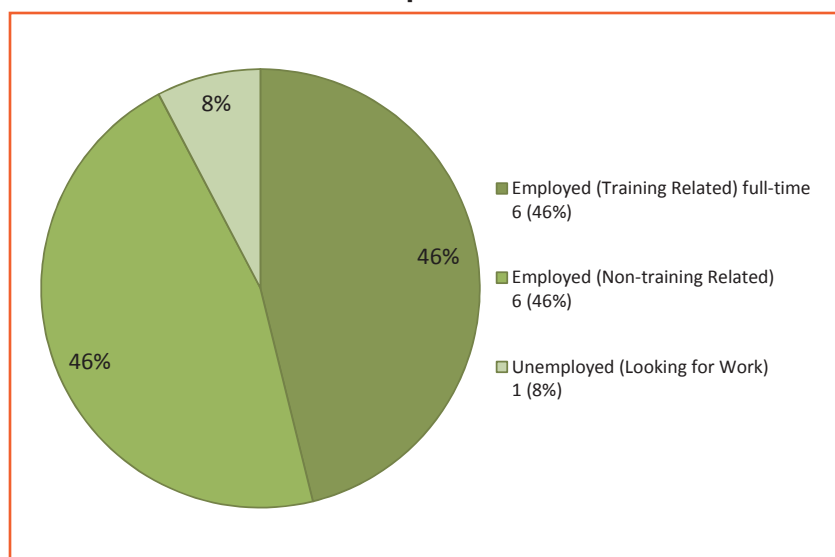
## EMPLOYMENT STATISTICS:

### Occupations

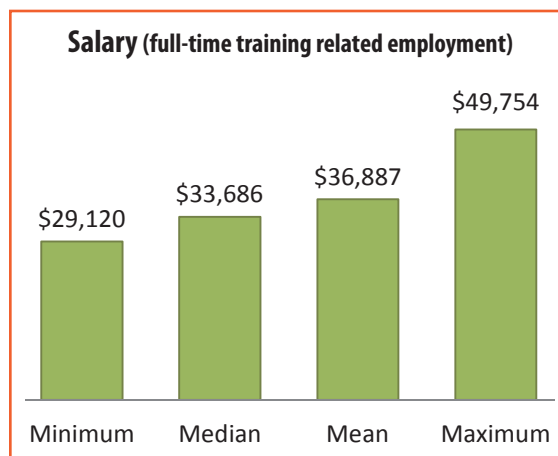
(full or part-time training related employment)

Documentation Assistant  
Educational Assistant  
Laboratory Aide  
Laboratory Technologist  
Production Line Worker

### Current Activity of Respondents



Three Year Comparison of Employed Respondents	2012-13	2013-14	2014-15
Number of Graduates	38	27	35
Number of Respondents	13	11	13
Number of Employed Respondents	13	10	12
Percentage of Employed Respondents	100%	91%	92%
Number of Respondents Employed in Training Related Occupations	8	6	6
Percentage of Respondents Employed in Training Related Occupations	62%	55%	46%



Top Salary: \$39,504

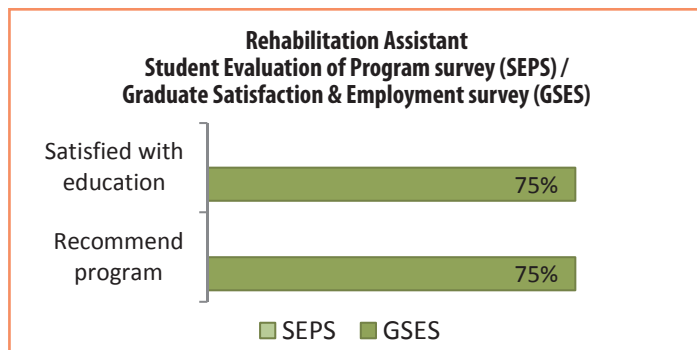
Employed: 75%

In School: 25%

# Rehabilitation Assistant

## Joint One-Year Certificate Program

This program, offered jointly by RRC and MB Institute of Trades & Technology, prepares students with the knowledge and skills necessary to provide rehabilitative care to clients and families under the supervision of a licensed rehabilitative therapist (i.e. Physical Therapist, Occupational Therapist, Speech and Language Pathologist). Graduates are employed in a variety of areas including health care facilities, schools and other organizations providing home therapy service.

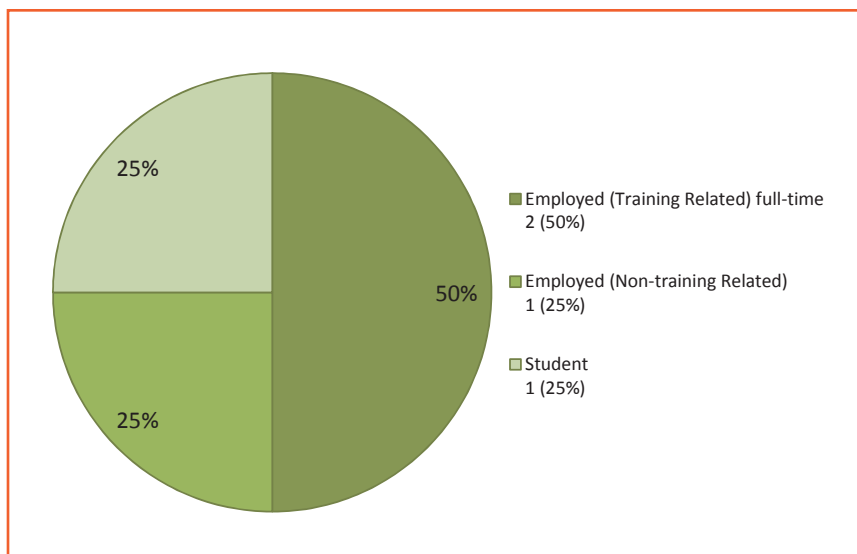


Comparison of 2014-15 graduate cohort ratings with the ratings of the 2014-15 student cohort

\*There is no 2014-15 SEPS data for this program.

## EMPLOYMENT STATISTICS:

### Current Activity of Respondents

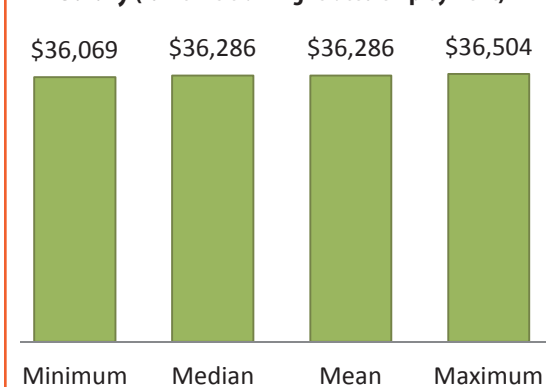


### Occupations

(full or part-time training related employment)

Rehabilitation Assistant

### Salary (full-time training related employment)



### Three Year Comparison of Employed Respondents

	2012-13	2013-14	2014-15
Number of Graduates	18	15	12
Number of Respondents	4	9	4
Number of Employed Respondents	2	7	3
Percentage of Employed Respondents	50%	78%	75%
Number of Respondents Employed in Training Related Occupations	1	7	2
Percentage of Respondents Employed in Training Related Occupations	25%	78%	50%

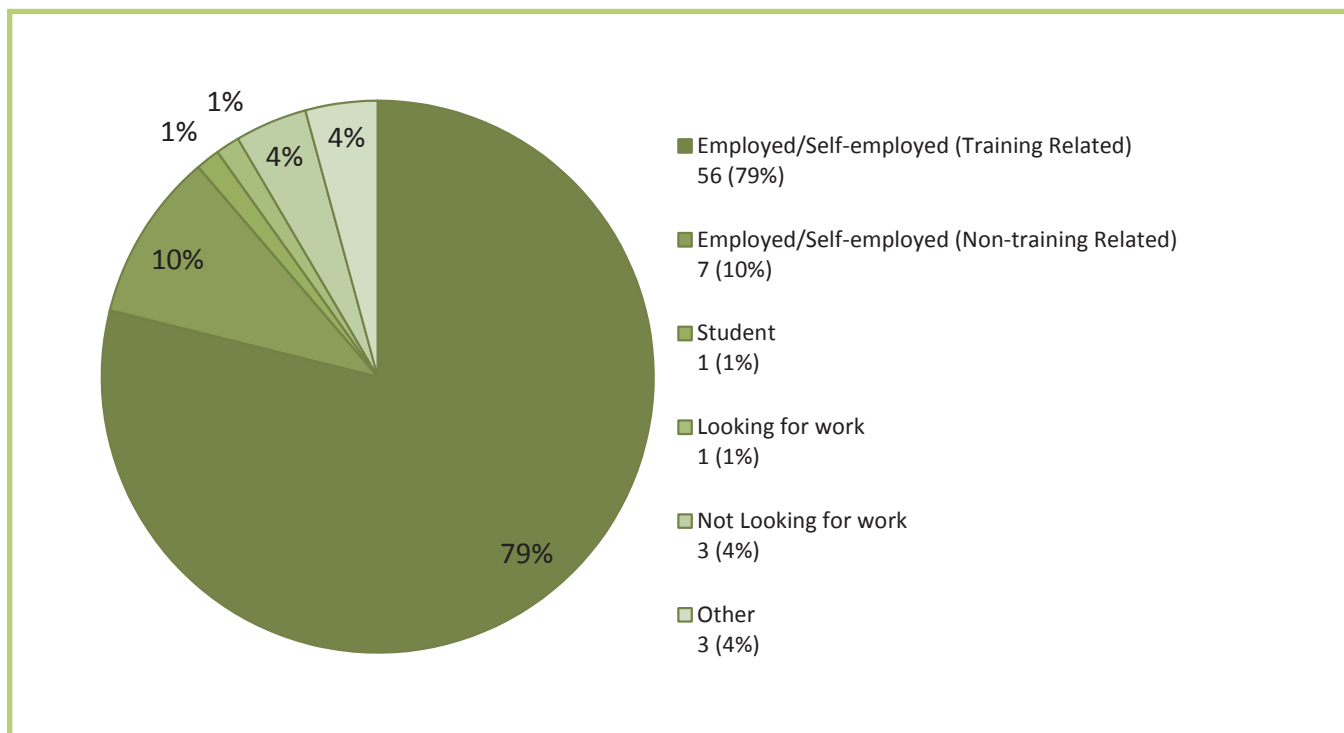
# School of Hospitality & Culinary Arts

This School consists of one academic department, Hospitality and it offers programs designed to meet the specific needs of the culinary and hospitality professions. The School and its programs are part of the Paterson GlobalFoods Institute that also includes a student residence and Jane's, a student-run urban upscale restaurant.

Of the programs surveyed, there were 61 certificates and 78 diplomas awarded in 2014-15.

One hundred and thirty-nine graduates were surveyed with 71 responding for a 51% response rate.

## CURRENT ACTIVITY OF RESPONDENTS



## PROGRAMS SURVEYED AND INCLUDED IN THIS REPORT

Culinary Arts

Culinary Arts - Certificate

Hospitality & Tourism Management

Hotel & Restaurant Management

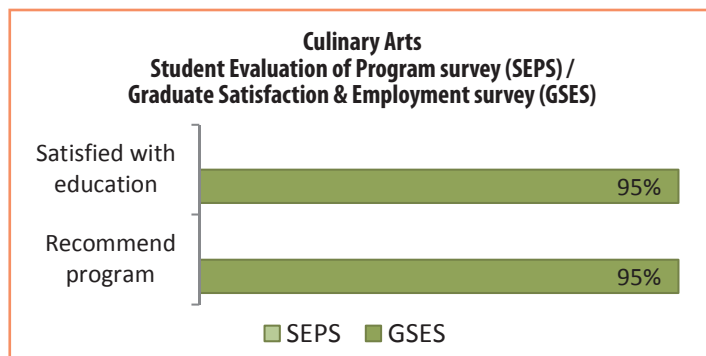
Professional Baking & Patisserie

Top Salary: \$46,800

Employed: 100%

# Culinary Arts

## Two-Year Diploma Program



Comparison of 2014-15 graduate cohort ratings with the ratings of the 2014-15 student cohort

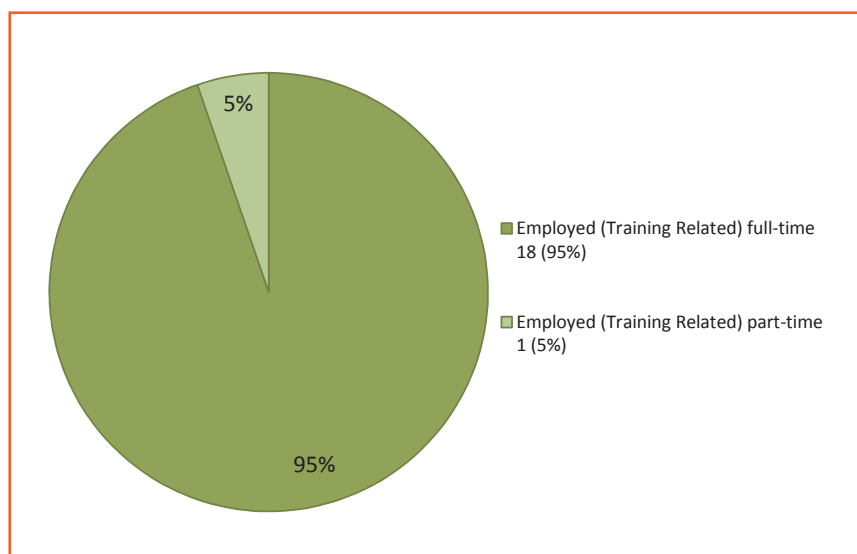
\*There is no 2014-15 SEPS data for this program.

Culinary Arts offers introductory, advanced, and specialty culinary skills designed to prepare students to meet the challenges of an increasingly sophisticated and demanding hospitality industry. The Culinary Arts program is a co-operative education program that integrates classroom theory with related on-the-job-training

Employment opportunities for Culinary Arts graduates are excellent, and graduates have consistently found employment in the hospitality industry in Manitoba and in other provinces and countries.

## EMPLOYMENT STATISTICS:

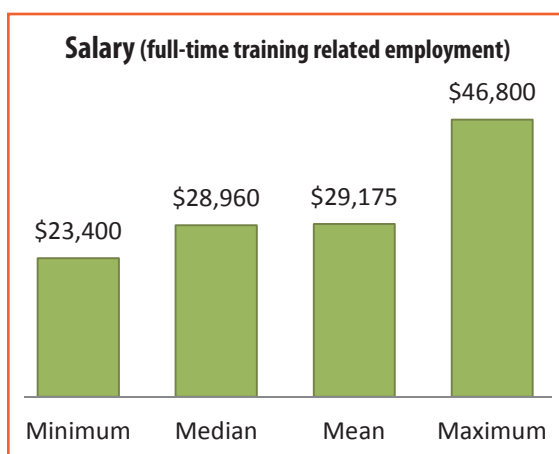
### Current Activity of Respondents



### Occupations

(full or part-time training related employment)

Assistant Sous Chef  
Chef De Partie  
Cook  
Cook 2  
First Cook  
Jr. Sous Chef  
Kitchen Supervisor  
Line Coach  
Line Cook  
Restaurant Cook  
Restaurant Supervisor  
Sous Chef



Three Year Comparison of Employed Respondents	2012-13	2013-14	2014-15
Number of Graduates	27	41	41
Number of Respondents	15	16	19
Number of Employed Respondents	15	15	19
Percentage of Employed Respondents	100%	94%	100%
Number of Respondents Employed in Training Related Occupations	15	12	19
Percentage of Respondents Employed in Training Related Occupations	100%	75%	100%

# Culinary Arts - Certificate

Top Salary: \$33,800

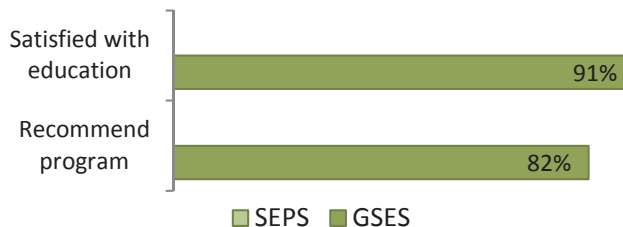
Employed: 64%

In School: 9%

## One-Year Optional Certificate Exit Program

The first year of this program is designed to prepare students to work in the culinary industry by providing courses aimed at developing fundamental skills and knowledge; including basic business skills. Students will also obtain certifications in Food Handler Level 1, Workplace Hazardous Materials Information System (WHMIS), First Aid, and Fire Safety.

**Culinary Arts - Certificate**  
Student Evaluation of Program survey (SEPS) /  
Graduate Satisfaction & Employment survey (GSES)



Comparison of 2014-15 graduate cohort ratings with the ratings of the 2014-15 student cohort

*\*There is no 2014-15 SEPS data for this program.*

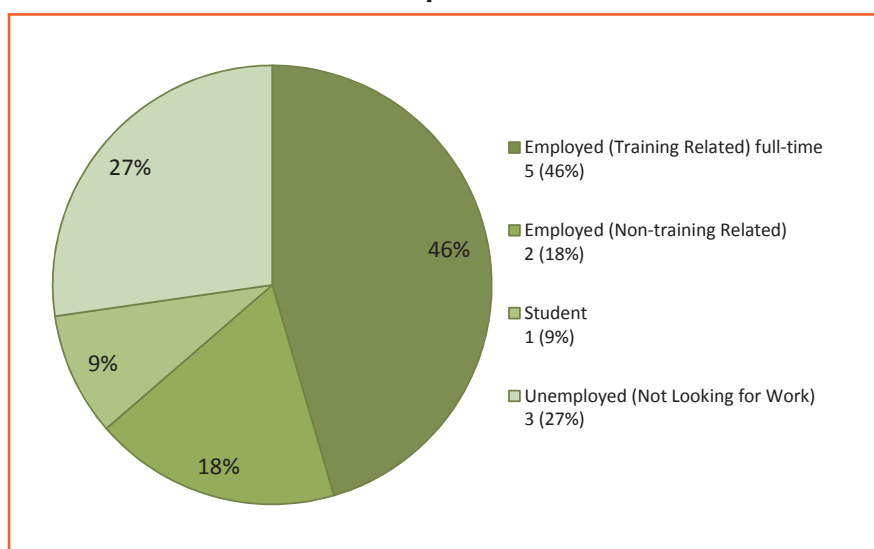
## EMPLOYMENT STATISTICS:

### Occupations

(full or part-time training related employment)

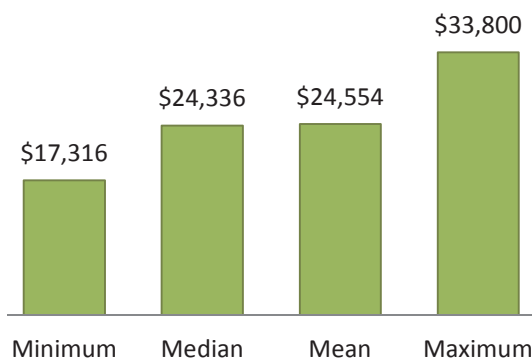
Line Cook  
Prep Cook  
Sushi Chef

### Current Activity of Respondents



Three Year Comparison of Employed Respondents	2012-13	2013-14	2014-15
Number of Graduates	9	11	23
Number of Respondents	2	2	11
Number of Employed Respondents	1	2	7
Percentage of Employed Respondents	50%	100%	64%
Number of Respondents Employed in Training Related Occupations	1	2	5
Percentage of Respondents Employed in Training Related Occupations	50%	100%	46%

### Salary (full-time training related employment)



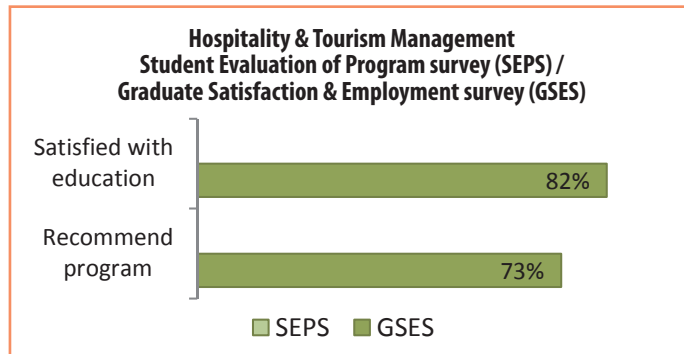
**\*Note:** 2013-14 is the first graduating class for this program.

Top Salary: \$46,000  
Employed: 100%

# Hospitality & Tourism Management

## One-Year Optional Certificate Exit Program

The first year of this program provides a mix of general business courses and courses specific to the hospitality industry. In the second year students can progress to the second year major or Hotel & Restaurant Management. The Tourism Management major is currently under review and not available.

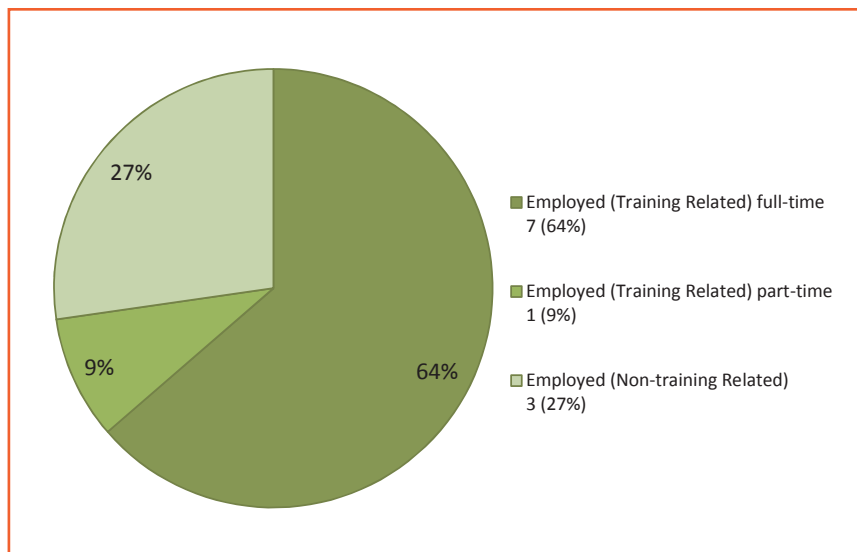


Comparison of 2014-15 graduate cohort ratings with the ratings of the 2014-15 student cohort

*\*There is no 2014-15 SEPS data for this program.*

## EMPLOYMENT STATISTICS:

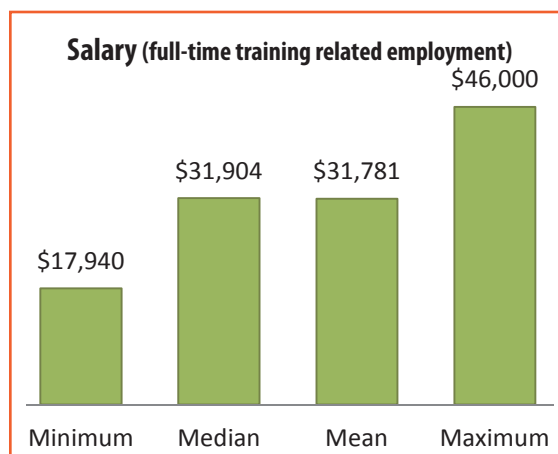
### Current Activity of Respondents



### Occupations

(full or part-time training related employment)

Beauty Advisor  
Cashier/Server  
Conference Coordinator  
Front Desk Agent  
Front Desk Clerk  
Project Officer  
Restaurant Floor Manager



Three Year Comparison of Employed Respondents	2012-13	2013-14*	2014-15
Number of Graduates		11	21
Number of Respondents		6	11
Number of Employed Respondents		6	11
Percentage of Employed Respondents		100%	100%
Number of Respondents Employed in Training Related Occupations		6	8
Percentage of Respondents Employed in Training Related Occupations		100%	73%

*\*Note: 2013-14 was the first graduating class for this program.*



# Hotel & Restaurant Management

Top Salary: \$36,400  
Employed: 95%

## Two-Year Diploma Program

The Hotel and Restaurant Management major focuses primarily on the food and beverage, and accommodation sectors with a supervisory or management perspective.

Hotel and Restaurant Management graduates are currently employed in major hotels as front desk managers and supervisors, banquet managers and captains, sales managers, food and beverage managers, executive housekeepers, and general managers. They are also employed in smaller hotels as general managers and assistant managers, and in management and supervisory positions in restaurants, private clubs, and food service departments.

### Hotel & Restaurant Management Student Evaluation of Program survey (SEPS) / Graduate Satisfaction & Employment survey (GSES)



Comparison of 2014-15 graduate cohort ratings with the ratings of the 2014-15 student cohort

\*There is no 2014-15 SEPS data for this program.

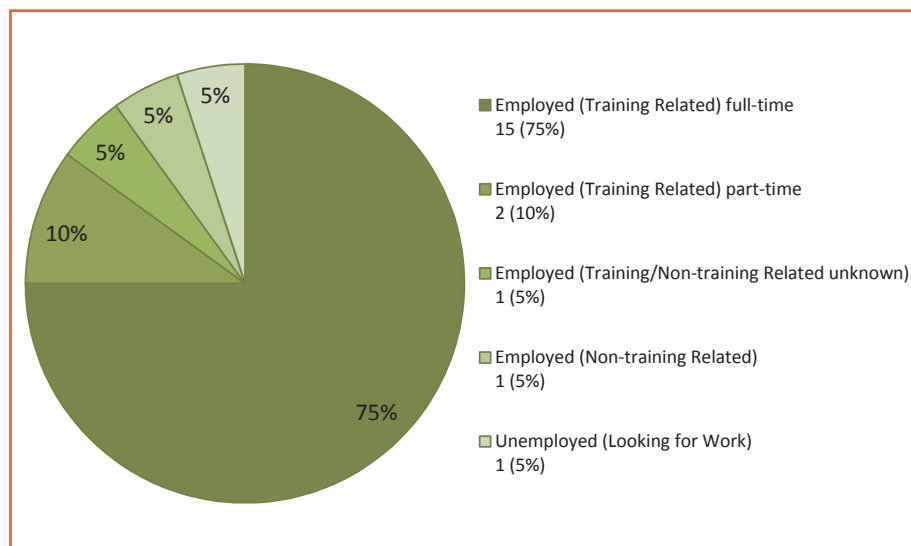
## Occupations

(full or part-time training related employment)

Associate Agency Producer  
Banquet Captain  
Banquet Supervisor  
Catering and Events Coordinator  
Duty Manager  
Events Coordinator  
Front Desk Agent  
Front Office Guest Experience Manager  
House Cleaner  
House Keeping Supervisor  
Line Cook  
Lunch Manager  
Manager of Guest Experience  
Night Manager  
Pantry Worker  
Restaurant Manager  
Restaurant Supervisor

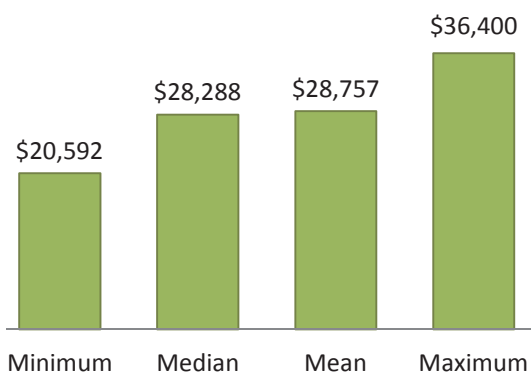
## EMPLOYMENT STATISTICS:

### Current Activity of Respondents



Three Year Comparison of Employed Respondents	2012-13	2013-14	2014-15
Number of Graduates	13	29	37
Number of Respondents	7	6	20
Number of Employed Respondents	7	4	19
Percentage of Employed Respondents	100%	67%	95%
Number of Respondents Employed in Training Related Occupations	5	4	17
Percentage of Respondents Employed in Training Related Occupations	71%	67%	85%

### Salary (full-time training related employment)

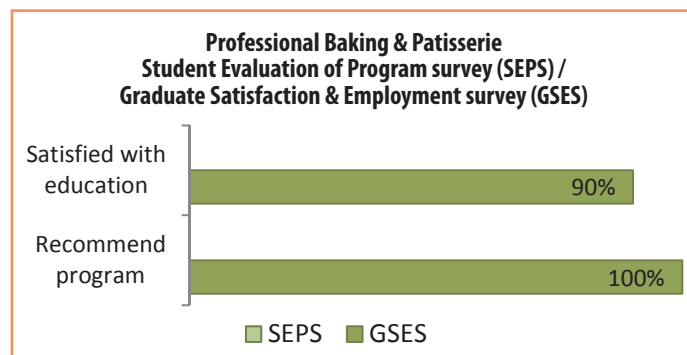


Top Salary: \$52,910

Employed: 80%

# Professional Baking & Patisserie

## One-Year Certificate Program



Comparison of 2014-15 graduate cohort ratings with the ratings of the 2014-15 student cohort

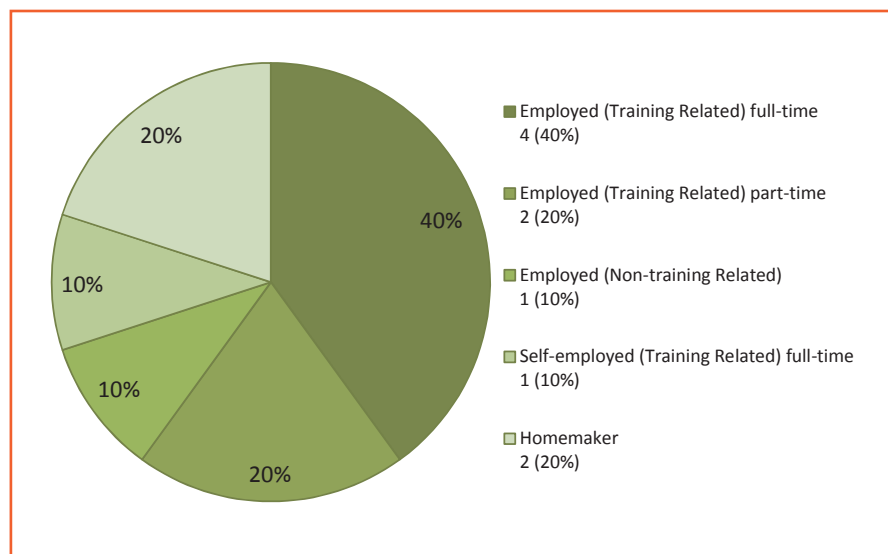
\*There is no 2014-15 SEPS data for this program.

This program is designed to develop the skills required for employment in entry-level baking and pastry positions within a wide variety of establishments. Students learn how to produce commercial quantities of breads, rolls, sweet dough, plain and sweet pastry, Danish and puff pastry, cookies, shortbreads, cakes and desserts.

Job opportunities have been found in large in-store bakeries and smaller bakery operations, as well as hotels, resorts and franchises.

## EMPLOYMENT STATISTICS:

### Current Activity of Respondents

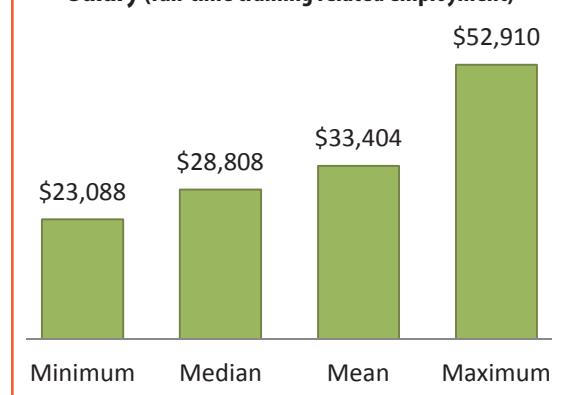


### Occupations

(full or part-time training related employment)

Baker  
Baker / Sous Chef  
Bakery Manager / Cake Specialist  
Bakery Owner  
General Baker  
Kitchen Manager  
Products Maker

### Salary (full-time training related employment)



Three Year Comparison of Employed Respondents	2012-13	2013-14	2014-15
Number of Graduates	15	17	17
Number of Respondents	6	10	10
Number of Employed Respondents	6	10	8
Percentage of Employed Respondents	100%	100%	80%
Number of Respondents Employed in Training Related Occupations	3	6	7
Percentage of Respondents Employed in Training Related Occupations	50%	60%	70%

# School of Indigenous Education & Community Relations

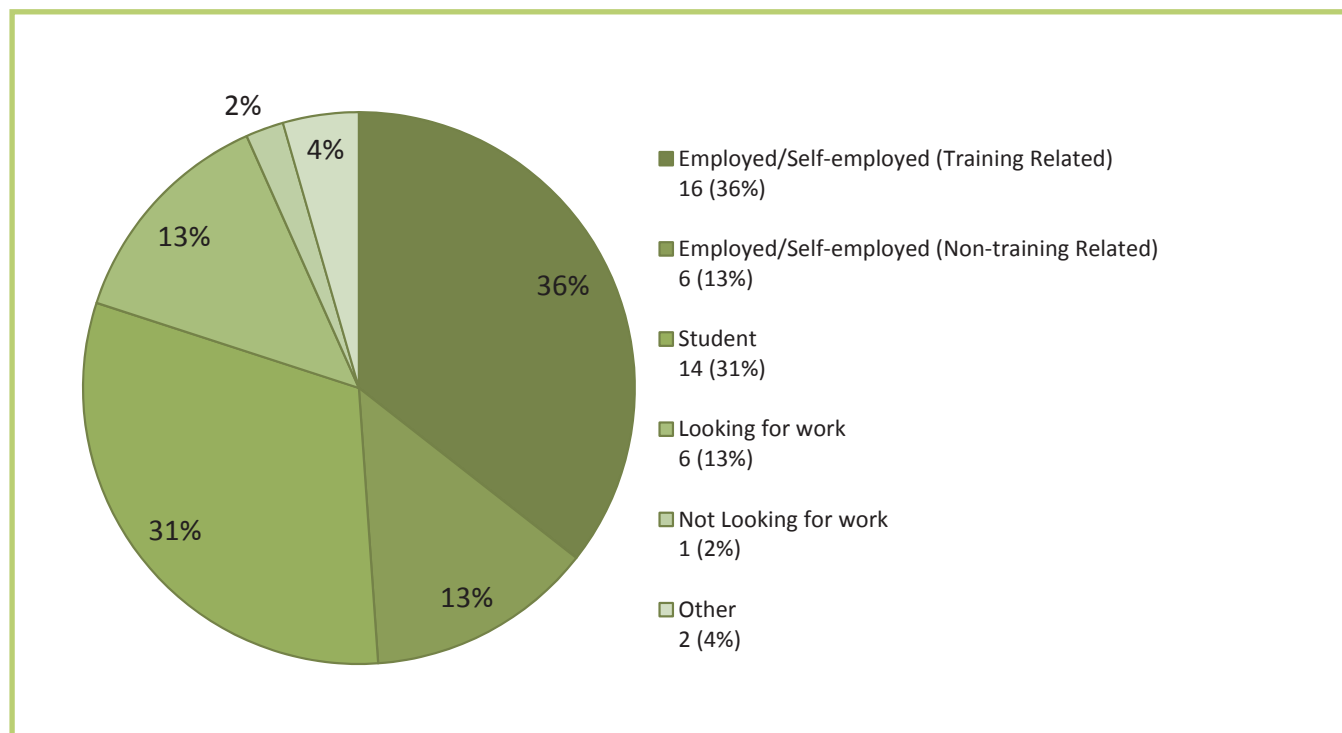
The School of Indigenous Education & Community Relations offers a number of strategic programs and services designed to assist students from various backgrounds to be successful in all areas of the College. An important focus has been co-operative work with the Aboriginal community. The School continues to improve programming and supports for Aboriginal (First Nation, Métis, and Inuit) students and to improve services to Aboriginal communities by partnering with organizations and agencies in providing community-based education programs.

The School includes the Aboriginal Education and ACCESS Programs department, the Aboriginal Student Support & Community Relations unit, and the Adult Learning Centre (Notre Dame Campus).

Of the programs surveyed, there were 83 certificates and 32 diplomas awarded in 2014-15.

One hundred and fifteen graduates were surveyed with 45 responding for a 39% response rate.

## CURRENT ACTIVITY OF RESPONDENTS



## PROGRAMS SURVEYED AND INCLUDED IN THIS REPORT

Aboriginal Language Specialist

Computer Applications for Business - Certificate

Aboriginal Program for College Enrichment & Transition

Introduction to Trades

ACCESS Aircraft Maintenance & Manufacturing


Top Salary: \$36,400%

Employed: 40%

In School: 60%

# Aboriginal Language Specialist

## Two-Year Diploma Program



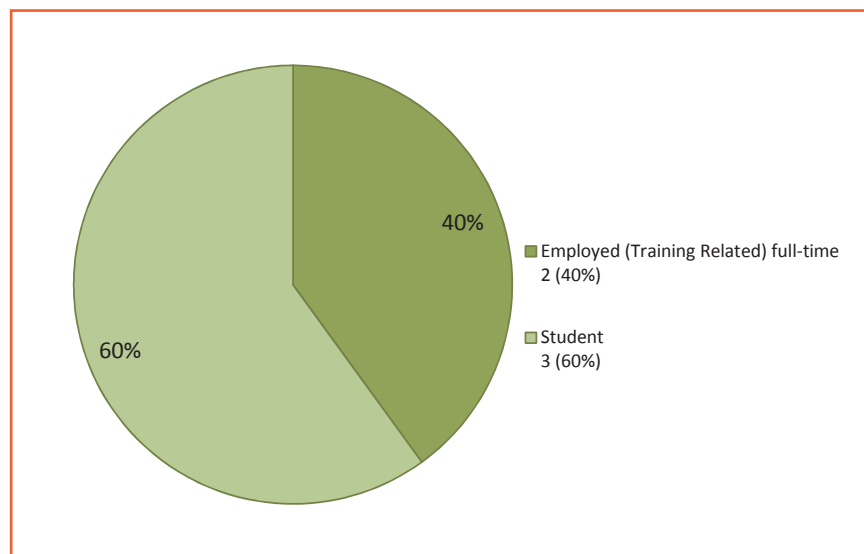
*Comparison of 2014-15 graduate cohort ratings with the ratings of the 2014-15 student cohort*

This program trains students in Aboriginal language instruction, Aboriginal language planning, and interpreting and translation. Fluent Algonquian speakers (Cree, Ojibwe, Oji-Cree, and Michif) are trained in translating and interpreting in a variety of settings. One program stream trains students in language instruction and translating and interpreting, while the other stream will have non-fluent students train in Aboriginal language planning.

Graduates may find employment as educators, or work in legal, medical, or Aboriginal organizations or agencies. *Note: this program is not accepting applications for the 2016-17 academic year.*

## EMPLOYMENT STATISTICS:

### Current Activity of Respondents

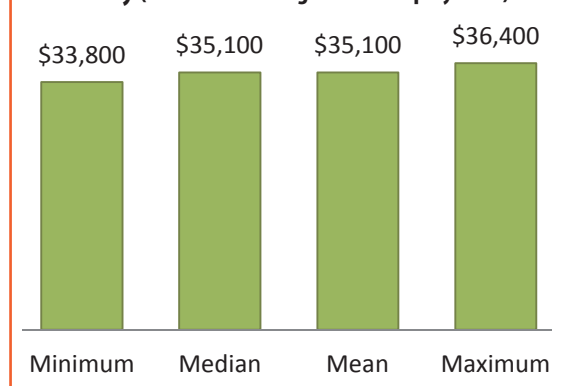


### Occupations

(full or part-time training related employment)

Language Teacher  
Teaching Assistant

### Salary (full-time training related employment)



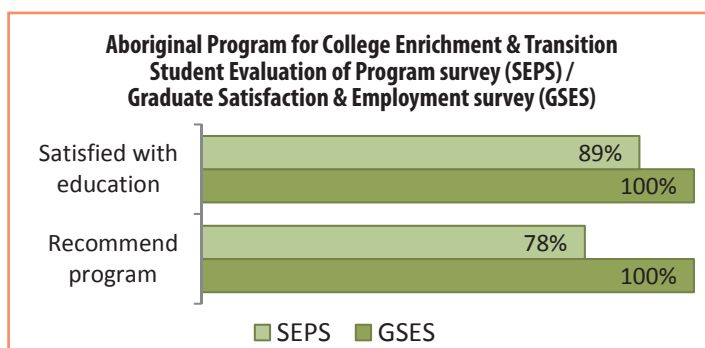
Three Year Comparison of Employed Respondents	2012-13	2013-14	2014-15
Number of Graduates	6	3	7
Number of Respondents	1	1	5
Number of Employed Respondents	1		2
Percentage of Employed Respondents	100%		40%
Number of Respondents Employed in Training Related Occupations	1		2
Percentage of Respondents Employed in Training Related Occupations	100%		40%

# Aboriginal Program for College Enrichment & Transition

In School: 50%

## One-Year Certificate Program

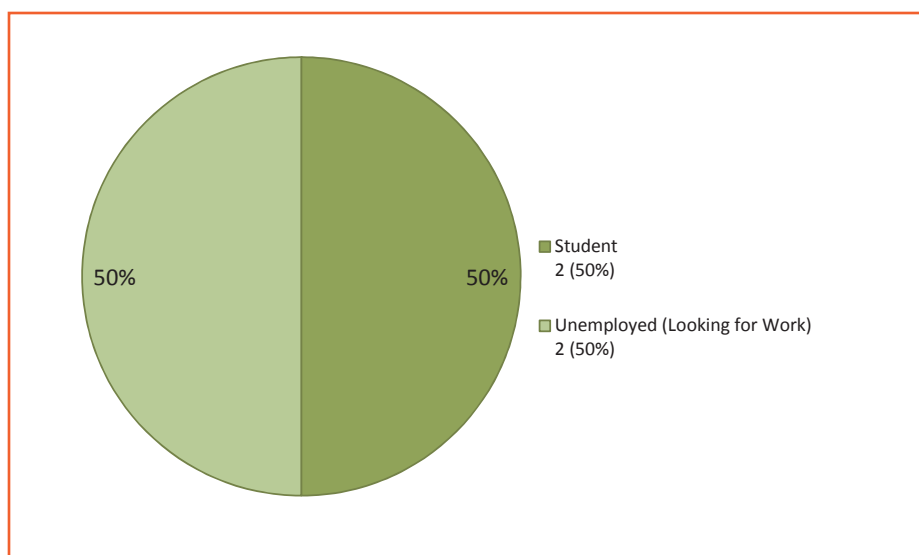
This program assists Aboriginal students achieve the appropriate prerequisites and skills to transfer into other College programs of their choice. One of the mandates of the program is to support the incorporation of Aboriginal perspectives into the curriculum content. The College strives to nurture the academic, spiritual, physical and emotional needs of students to assist them in achieving balance during their academic training and in other areas of their lives outside of the College environment. Graduates may transfer credits from this program to other College programs.



*Comparison of 2014-15 graduate cohort ratings with the ratings of the 2014-15 student cohort*

## EMPLOYMENT STATISTICS:

### Current Activity of Respondents



Three Year Comparison of Employed Respondents	2012-13	2013-14*	2014-15
Number of Graduates		14	18
Number of Respondents		6	4

*This program is designed to prepare students to take further training at the College and/or to broaden employment opportunities.*

\*Note: 2013-14 is the first graduating class for this program.

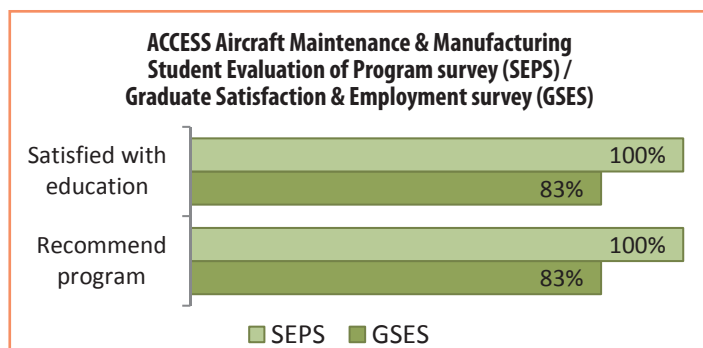
### Salary (full-time training related employment)

There are no salaries  
to be reported

Top Salary: \$31,200  
Employed: 100%

# ACCESS Aircraft Maintenance & Manufacturing

## One-Year Certificate Program

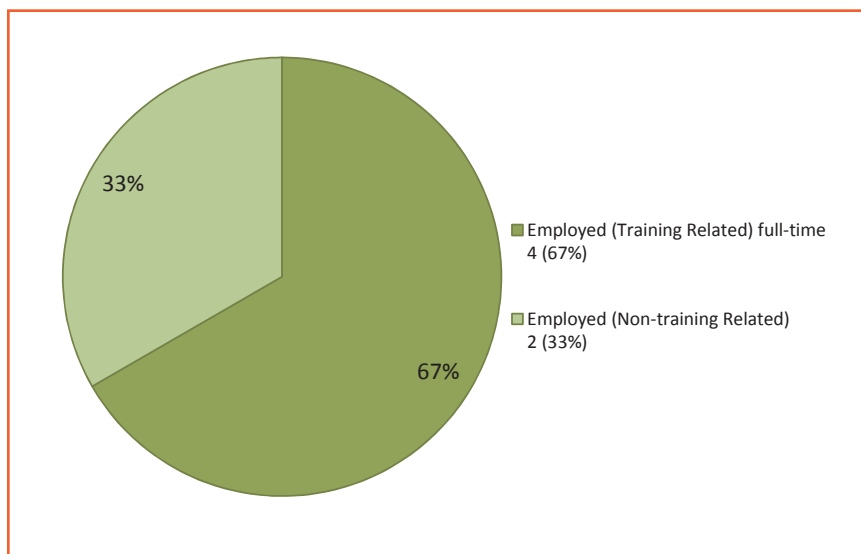


*Comparison of 2014-15 graduate cohort ratings with the ratings of the 2014-15 student cohort*

The ACCESS Aircraft Maintenance and Manufacturing program is designed to provide students with the basic knowledge and practical skills in aircraft maintenance needed for entry-level employment in the aircraft maintenance engineer industry.

## EMPLOYMENT STATISTICS:

### Current Activity of Respondents

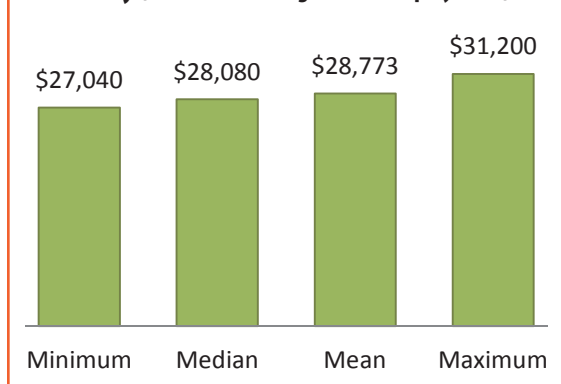


### Occupations

(full or part-time training related employment)

Aircraft Maintenance Apprentice  
Aircraft Maintenance Engineer  
Level 2 Apprentice  
Parts Clerk  
Sheet Metal Fabricator

### Salary (full-time training related employment)



Three Year Comparison of Employed Respondents	2012-13*	2013-14	2014-15
Number of Graduates		3	10
Number of Respondents		1	6
Number of Employed Respondents			6
Percentage of Employed Respondents			100%
Number of Respondents Employed in Training Related Occupations			4
Percentage of Respondents Employed in Training Related Occupations			67%

\*Note: There were no graduates or not enough graduates for surveying.

# Computer Applications for Business - Certificate

Employed: 20%

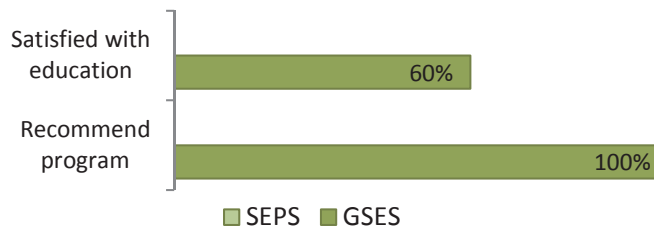
In School: 80%

## One-Year Optional Exit Certificate Program

This program is an optional exit from the two-year diploma Computer Applications for Business program that teaches students to use relevant Microsoft Office technology, prepare accurate business correspondence, communicate effectively and professionally in business environments while respecting cultural diversity. Students develop problem solving, decision making and management skills, and manage change while balancing professional and personal responsibilities.

Graduates find employment in administrative support positions specializing in effective use of Microsoft Office software.

### Computer Applications for Business - Certificate Student Evaluation of Program survey (SEPS) / Graduate Satisfaction & Employment survey (GSES)



Comparison of 2014-15 graduate cohort ratings with the ratings of the 2014-15 student cohort

\*There is no 2014-15 SEPS data for this program.

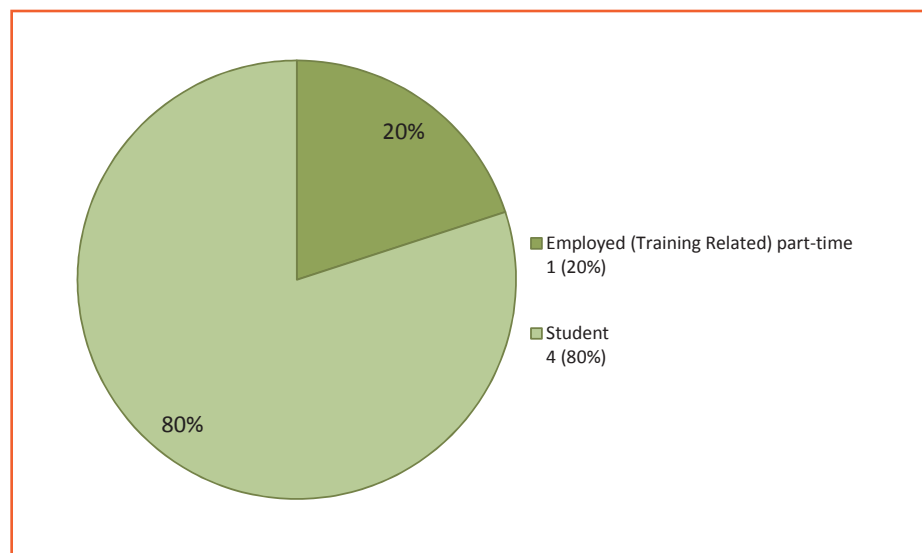
## EMPLOYMENT STATISTICS:

### Occupations

(full or part-time training related employment)

Administrative Assistant

### Current Activity of Respondents



Three Year Comparison of Employed Respondents	2012-13	2013-14	2014-15
Number of Graduates	14	14	9
Number of Respondents	2	6	5
Number of Employed Respondents		2	1
Percentage of Employed Respondents		33%	20%
Number of Respondents Employed in Training Related Occupations		2	1
Percentage of Respondents Employed in Training Related Occupations		33%	20%

### Salary (full-time training related employment)

There are no salaries  
to be reported

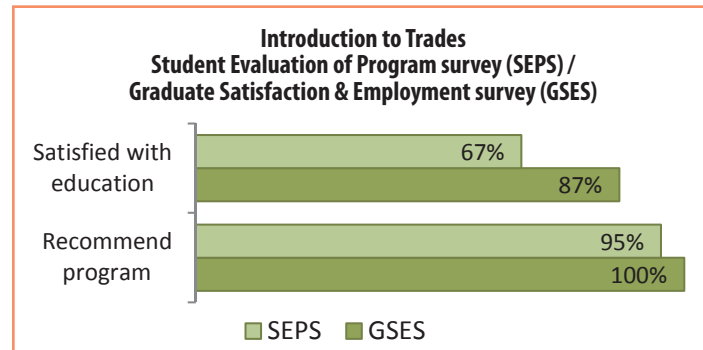


Employed: 27%

In School: 33%

# Introduction to Trades

## Five-Month Certificate Program



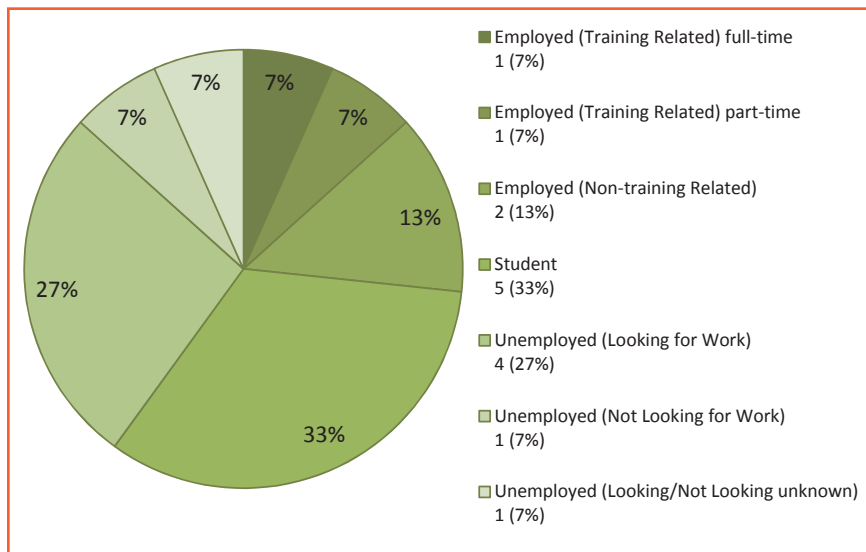
Comparison of 2014-15 graduate cohort ratings with the ratings of the 2014-15 student cohort

This program introduces Aboriginal students to a wide range of trades careers, and prepares them for entry into existing RRC trades programs including: Automotive Technician, Carpentry, Collision Repair and Refinishing, Electrical, Heavy Duty Equipment Mechanic, Manufacturing Technician, Outdoor Power Equipment Technician, Plumbing, Refrigeration and Air Conditioning Technician, and Welding.

An Aboriginal perspective is incorporated into the program allowing students to connect with their cultural values, traditions, and beliefs, reinforcing positive cultural identity and enhancing self-esteem and pride.

## EMPLOYMENT STATISTICS:

### Current Activity of Respondents



### Occupations

(full or part-time training related employment)

Construction Guy  
Refrigeration Technician

### Salary (full-time training related employment)

There are no salaries  
to be reported

Three Year Comparison of Employed Respondents	2012-13	2013-14	2014-15
Number of Graduates	42	46	46
Number of Respondents	13	14	15
Number of Employed Respondents	5	4	4
Percentage of Employed Respondents	39%	29%	27%
Number of Respondents Employed in Training Related Occupations	5	3	2
Percentage of Respondents Employed in Training Related Occupations	39%	21%	13%

# School of Transportation, Aviation & Manufacturing

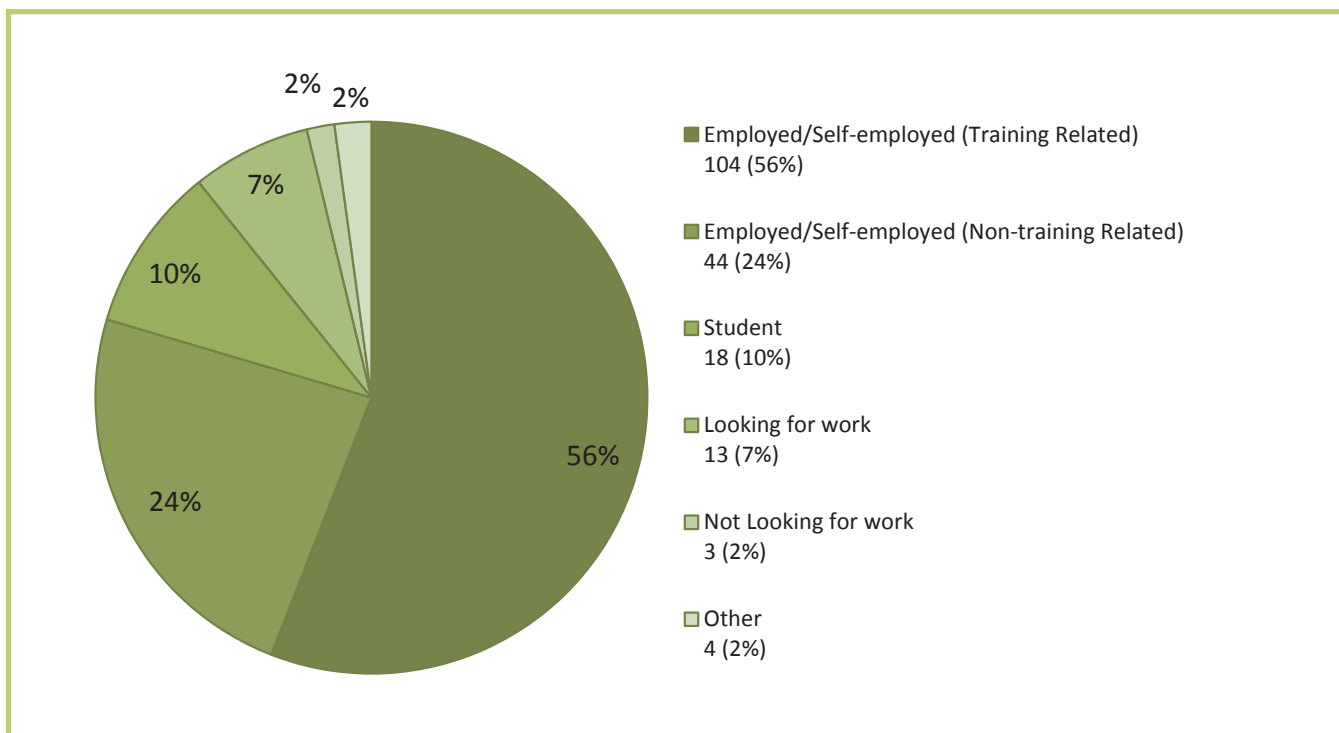
The School of Transportation, Aviation & Manufacturing comprises three departments: Mechanical, Manufacturing and Communications; Transportation and Heavy Apprenticeship Trades; and the RRC Stevenson Campus Aviation and Aerospace. The School provides trades and technology education and occupational training to support the Manitoba economy. The training is offered through

apprenticeship, certificate, diploma and advanced diploma programs, customized training for industry.

Of the programs surveyed, there were 242 certificates, 77 diplomas and 26 post-graduate diplomas awarded in 2014-15.

Three hundred and forty-five graduates were surveyed with 186 responding for a 54% response rate.

## CURRENT ACTIVITY OF RESPONDENTS



## PROGRAMS SURVEYED AND INCLUDED IN THIS REPORT

Aerospace Manufacturing  
Aircraft Maintenance Engineer  
Automotive Technician - Certificate  
Automotive Technician - Diploma  
Collision Repair & Refinishing  
Heavy Duty Equipment Mechanic  
Manufacturing Technician

Mechanical Engineering Technology  
Outdoor Power Equipment Technician  
Power Engineering Technology  
Precision Metal Machining  
Technology Management  
Welding

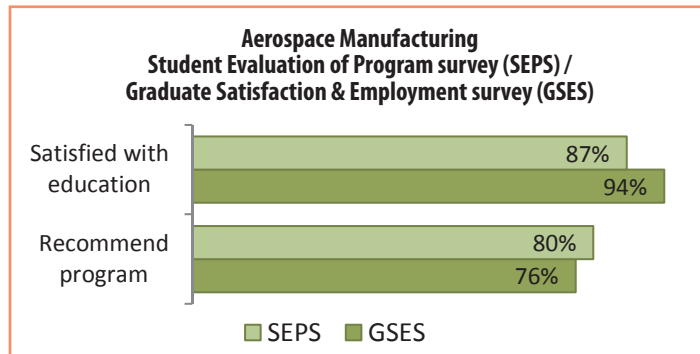
Top Salary: \$56,400

Employed: 82%

In School: 6%

# Aerospace Manufacturing

## Five-Month Certificate Program



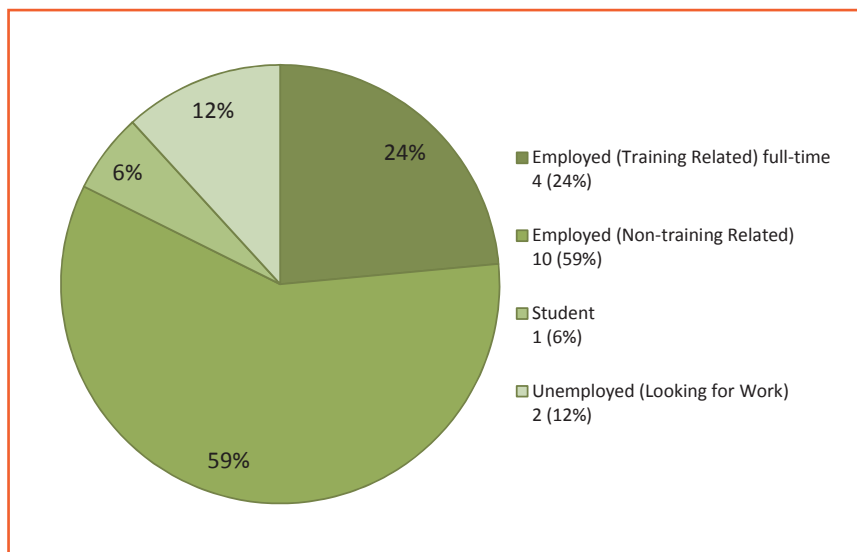
*Comparison of 2014-15 graduate cohort ratings with the ratings of the 2014-15 student cohort*

Aerospace Manufacturing was collaboratively developed by Boeing Canada, Bristol Aerospace, and Red River College to prepare students for positions as skilled production workers in the area of aerospace composite manufacturing.

Graduates of the program have the opportunity to enter a number of companies in the Winnipeg market that repair or manufacture composite structure.

## EMPLOYMENT STATISTICS:

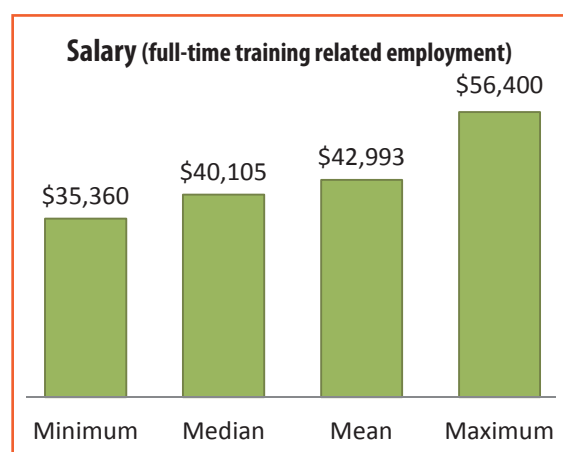
### Current Activity of Respondents



### Occupations

(full or part-time training related employment)

Composite Operator  
Service Technician  
Sheet Metal Mechanic



Three Year Comparison of Employed Respondents	2012-13	2013-14	2014-15
Number of Graduates	30	16	28
Number of Respondents	17	7	17
Number of Employed Respondents	16	6	14
Percentage of Employed Respondents	94%	86%	82%
Number of Respondents Employed in Training Related Occupations	7	1	4
Percentage of Respondents Employed in Training Related Occupations	41%	14%	24%

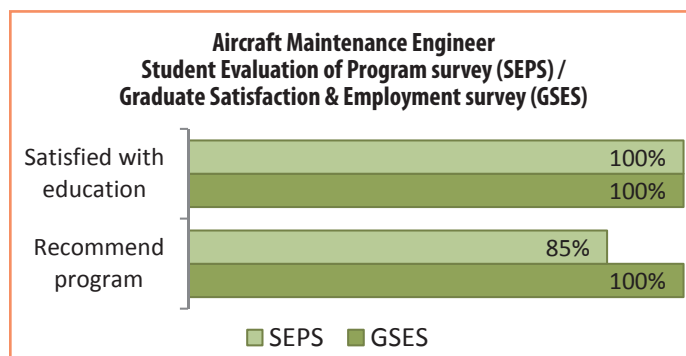
# Aircraft Maintenance Engineer

Top Salary: \$50,856

Employed: 100%

## Seventeen-Month Diploma Program

The purpose of this program is to develop knowledge and skills in maintenance of both large and small airplanes and helicopters. This program is Transport Canada approved to provide basic training towards an Aircraft Maintenance Engineer "M" License. Graduates may find opportunities across Canada with potential employers including passenger and cargo air carriers, air charter companies, flight schools, and nationally approved Aircraft Maintenance Organizations (AMOs).



*Comparison of 2014-15 graduate cohort ratings with the ratings of the 2014-15 student cohort*

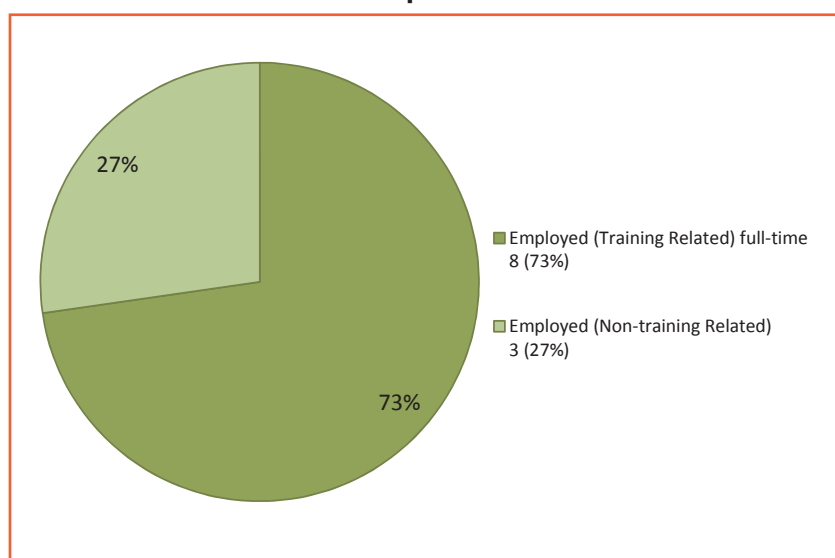
## EMPLOYMENT STATISTICS:

### Occupations

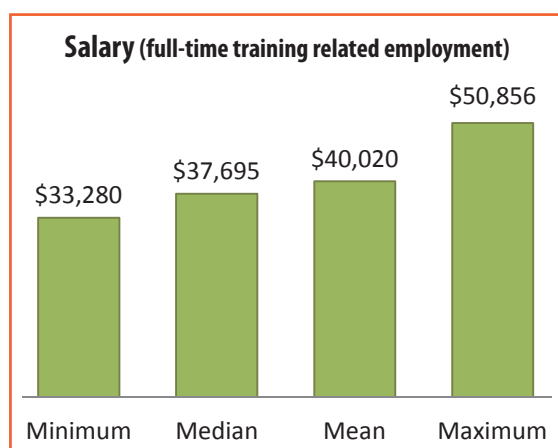
(full or part-time training related employment)

Accessories Mechanic  
Aircraft Maintenance Coordinator  
AME Apprentice  
Apprentice Aircraft Maintenance Engineering  
Apprentice Aircraft Mechanic  
Aviation Systems Technician in Training  
Propeller Technician

### Current Activity of Respondents



Three Year Comparison of Employed Respondents	2012-13	2013-14	2014-15
Number of Graduates	24	23	26
Number of Respondents	9	6	11
Number of Employed Respondents	9	6	11
Percentage of Employed Respondents	100%	100%	100%
Number of Respondents Employed in Training Related Occupations	6	2	8
Percentage of Respondents Employed in Training Related Occupations	67%	33%	73%




Top Salary: \$26,000

Employed: 80%

# Aircraft Maintenance Engineer - Certificate

## Six-Month Certificate Program

This certificate program is an early exit option from the Aircraft Maintenance Engineer diploma program. Students develop knowledge and skills in maintenance of both large and small airplanes and helicopters. Potential employment opportunities across Canada include passenger and cargo air carriers, air charter companies, flight schools, and nationally approved Aircraft Maintenance Organizations (AMOs).

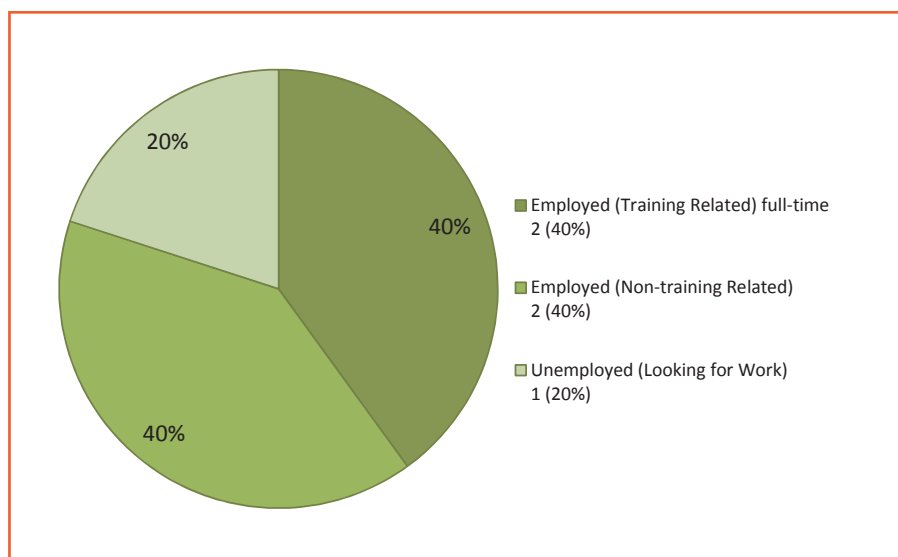


Comparison of 2014-15 graduate cohort ratings with the ratings of the 2014-15 student cohort

\*There is no 2014-15 SEPS data for this program.

## EMPLOYMENT STATISTICS:

### Current Activity of Respondents

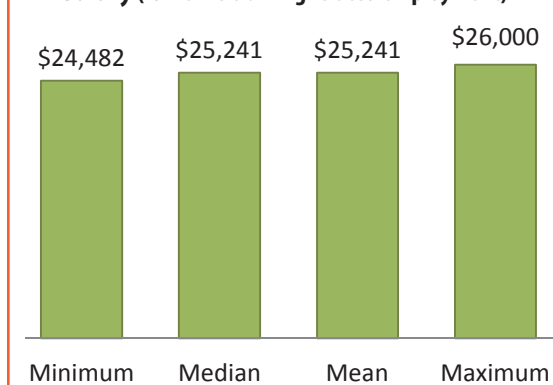


### Occupations

(full or part-time training related employment)

Accessory Technician  
Gas Turbine Mechanic

### Salary (full-time training related employment)



Three Year Comparison of Employed Respondents	2012-13	2013-14	2014-15
Number of Graduates	22	8	11
Number of Respondents	8	1	5
Number of Employed Respondents	7		4
Percentage of Employed Respondents	88%		80%
Number of Respondents Employed in Training Related Occupations	6		2
Percentage of Respondents Employed in Training Related Occupations	75%		40%

# Automotive Technician - Certificate


Top Salary: \$35,360

Employed: 53%

In School: 39%

## One-Year Certificate Program

This program is designed to develop an understanding of the basic purpose, construction, operation and service of component parts and assemblies of an automobile. Students acquire the knowledge and skills required to disassemble, inspect, machine, calibrate and reassemble motor vehicle units and components. Graduates find employment in service stations, dealerships, large corporations, farming communities and allied industries where they may work in service, repair, sales, or parts distribution.



Comparison of 2014-15 graduate cohort ratings with the ratings of the 2014-15 student cohort

\*There is no 2014-15 SEPS data for this program.

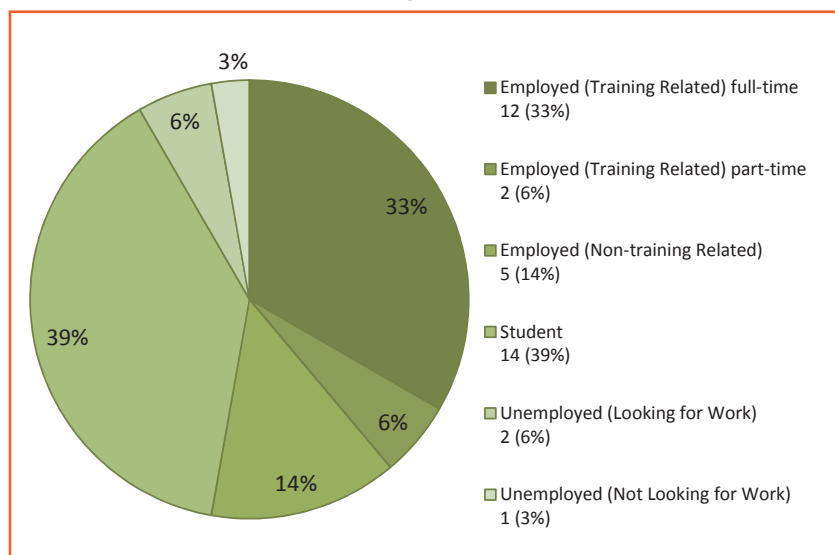
## EMPLOYMENT STATISTICS:

### Occupations

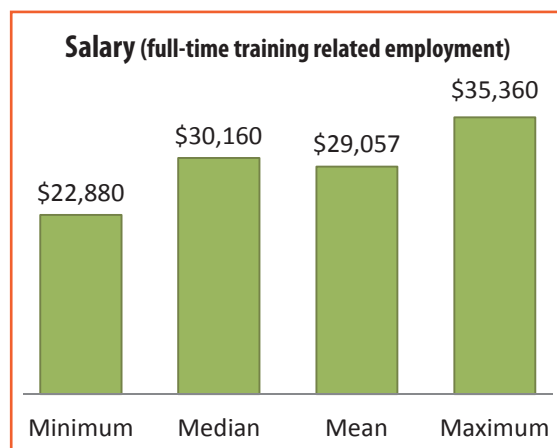
(full or part-time training related employment)

Apprentice Technician  
Automotive Mechanic  
Automotive Technician  
General Mechanic  
Level 1 Apprentice Automotive  
Lower Technician  
Mechanic Vehicle  
Technician

### Current Activity of Respondents




Three Year Comparison of Employed Respondents	2012-13	2013-14	2014-15
Number of Graduates	46	73	70
Number of Respondents	12	32	36
Number of Employed Respondents	8	22	19
Percentage of Employed Respondents	67%	69%	53%
Number of Respondents Employed in Training Related Occupations	3	18	14
Percentage of Respondents Employed in Training Related Occupations	25%	56%	39%



Top Salary: \$36,400  
Employed: 100%

# Automotive Technician - Diploma

## One-Year Diploma Program



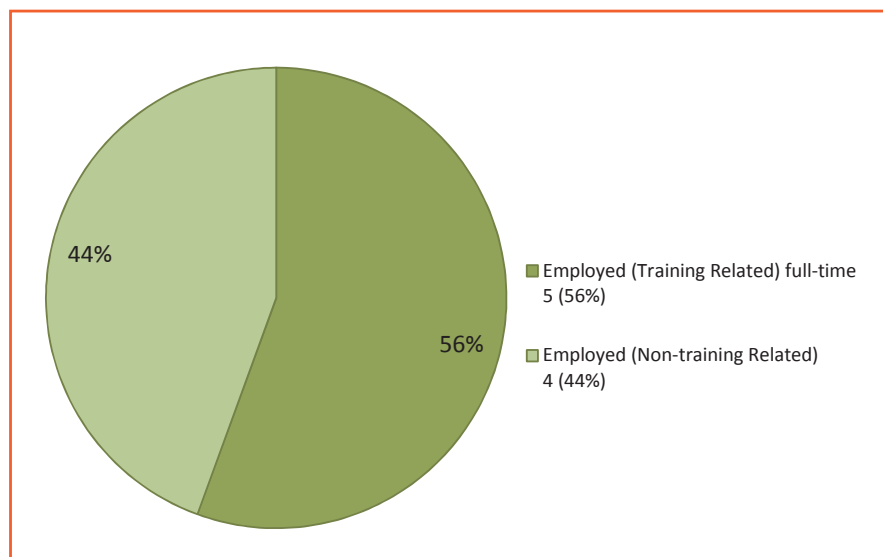
Comparison of 2014-15 graduate cohort ratings with the ratings of the 2014-15 student cohort  
\*There is no 2014-15 SEPS data for this program.

This program supplements the Automotive Technician - Certificate program to develop the skills needed to work in the electronic technician field. Entering students must have completed a 10-month Automotive Technician - Certificate or Heavy Duty Equipment Mechanic (certificate) program or have graduated with a Auto/Power Mechanics program from high school.

This is a not an apprenticeship program, but may provide credit transfer opportunities towards apprenticeship. Graduates have found employment in service stations, dealerships, and specialty shops.

## EMPLOYMENT STATISTICS:

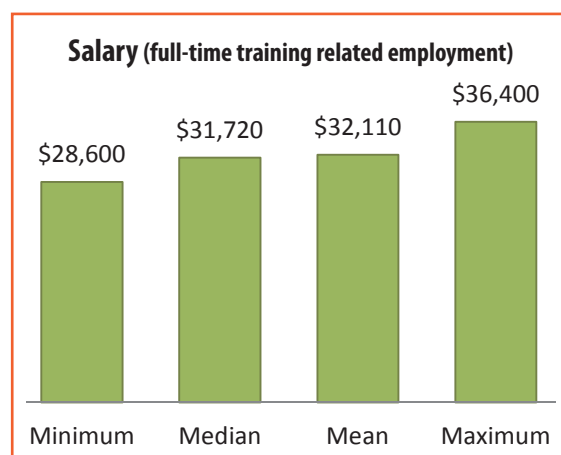
### Current Activity of Respondents



### Occupations

(full or part-time training related employment)

Apprentice Auto-Technician  
Automotive Technician  
Shop Apprentice  
Technician



Three Year Comparison of Employed Respondents	2012-13	2013-14	2014-15
Number of Graduates	12	8	14
Number of Respondents	3	4	9
Number of Employed Respondents	3	3	9
Percentage of Employed Respondents	100%	75%	100%
Number of Respondents Employed in Training Related Occupations	2	3	5
Percentage of Respondents Employed in Training Related Occupations	67%	75%	56%



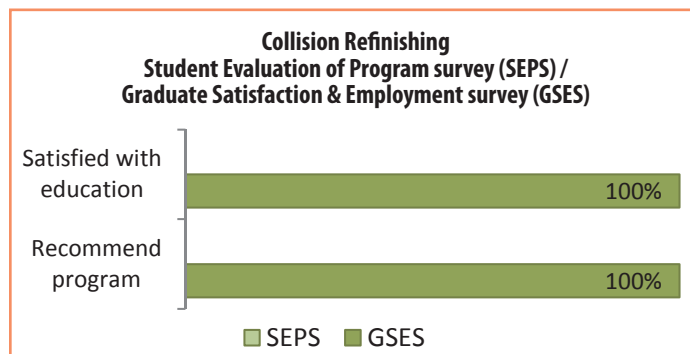
# Collision Refinishing

Employed: 100%

## One-Year Certificate Program

Collision Refinishing develops the trade skills and knowledge required to refinish damaged vehicles including personal, fleet, and commercial vehicles. Students perform repairs to vehicles and restore them to their pre-accident condition. Safety in the work environment is stressed.

Many graduates will find employment as autobody preppers or paint technicians in collision repair facilities, including those servicing heavy-duty trucks. Others find work as paint estimator, shop management, jobber and manufacturer paint representatives, and factory or assembly line painters.



Comparison of 2014-15 graduate cohort ratings with the ratings of the 2014-15 student cohort

*\*There is no 2014-15 SEPS data for this program.*

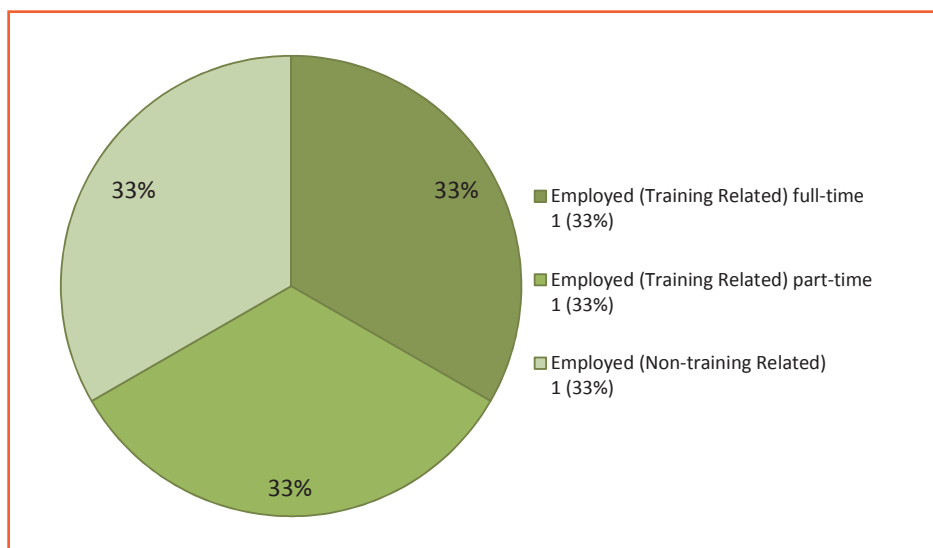
## EMPLOYMENT STATISTICS:

### Occupations

(full or part-time training related employment)

Autobody Worker  
Refinishing Prepper

### Current Activity of Respondents



Three Year Comparison of Employed Respondents	2012-13*	2013-14	2014-15
Number of Graduates		5	7
Number of Respondents		2	3
Number of Employed Respondents		1	3
Percentage of Employed Respondents		50%	100%
Number of Respondents Employed in Training Related Occupations			2
Percentage of Respondents Employed in Training Related Occupations			67%

\*Note: There were no graduates or not enough graduates for surveying.

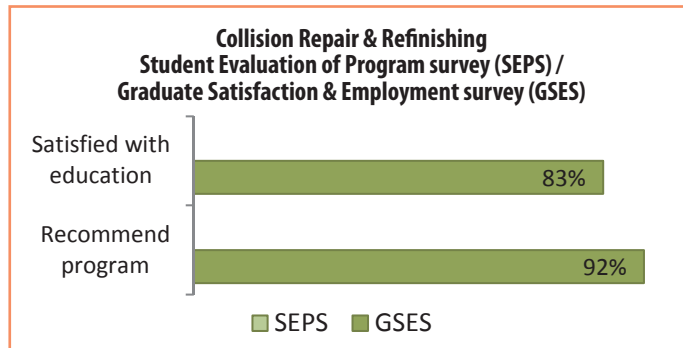
### Salary (full-time training related employment)

There are no salaries to be reported

Top Salary: \$37,440  
Employed: 92%

# Collision Repair & Refinishing

## One-Year Certificate Program



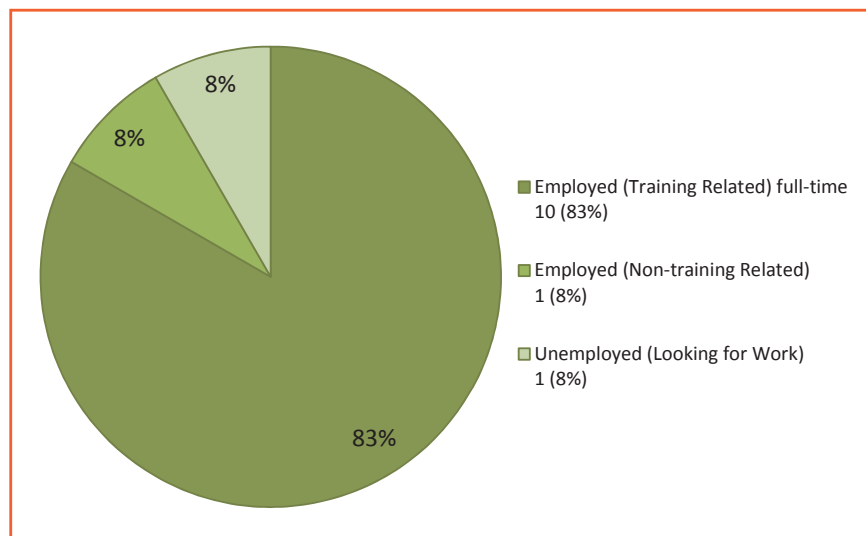
Comparison of 2014-15 graduate cohort ratings with the ratings of the 2014-15 student cohort  
\*There is no 2014-15 SEPS data for this program.

Collision Repair and Refinishing provides a basic working knowledge of all areas of metal working and spray painting. Students develop the skills and knowledge required to repair damaged vehicles, including all phases of autobody repair and painting.

Many graduates find employment as autobody mechanics, metal finishers, painters' preppers, and bodyframe specialists. Others are employed as claims adjusters, collision estimators or shop supervisors.

## EMPLOYMENT STATISTICS:

### Current Activity of Respondents

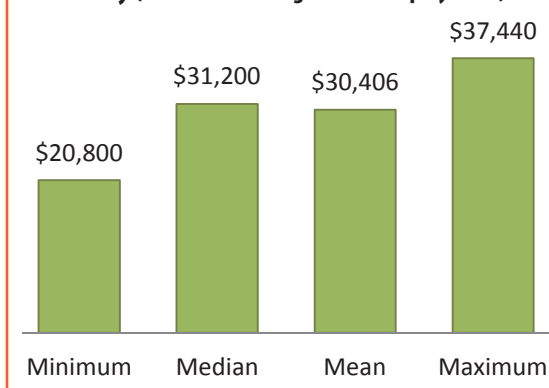


### Occupations

(full or part-time training related employment)

Apprentice Refinishing Technician  
Autobody Apprentice  
Autobody Technician  
Body Tech  
Bodyman  
Level Two Apprentice - Autobody  
Shop Helper

### Salary (full-time training related employment)



Three Year Comparison of Employed Respondents	2012-13	2013-14	2014-15
Number of Graduates	23	23	20
Number of Respondents	13	10	12
Number of Employed Respondents	11	9	11
Percentage of Employed Respondents	85%	90%	92%
Number of Respondents Employed in Training Related Occupations	8	7	10
Percentage of Respondents Employed in Training Related Occupations	62%	70%	83%

# Heavy Duty Equipment Mechanic

Top Salary: \$59,898

Employed: 86%


In School: 4%

## One-Year Certificate Program

This program is designed to prepare students to adjust, service, and repair a variety of heavy mobile equipment, usually diesel powered, used in construction, agricultural, or highway transportation. Students develop basic knowledge and skills required to perform routine maintenance and repairs to vehicle systems and components.

Graduates find employment in the agricultural, construction or transportation sectors.

**Heavy Duty Equipment Mechanic  
Student Evaluation of Program survey (SEPS) /  
Graduate Satisfaction & Employment survey (GSES)**



Comparison of 2014-15 graduate cohort ratings with the ratings of the 2014-15 student cohort

*\*There is no 2014-15 SEPS data for this program.*

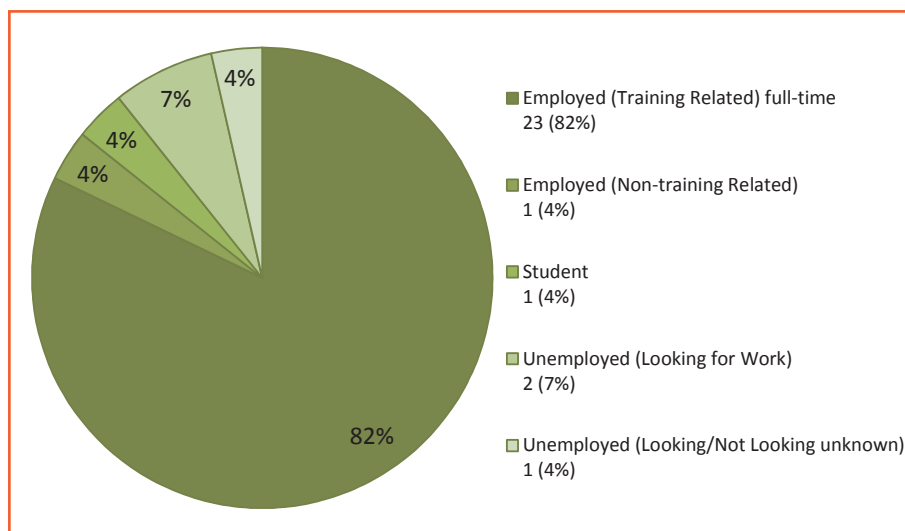
## EMPLOYMENT STATISTICS:

### Occupations

(full or part-time training related employment)

Apprentice  
Apprentice Mechanic  
(Truck/Transport)  
Apprentice Truck and Transport  
Mechanic  
Apprenticing Heavy-Duty  
Equipment Technician  
Diesel Mechanic  
Equipment Mechanic  
Fleet Mechanic  
Fleet Service Technician  
Heavy Duty Mechanic  
Hydraulic Technician  
Level 1 Diesel Mechanic  
General Mechanic.  
Truck and Trailer Mechanic  
Trailer Mechanic  
Trailer Technician  
Transit Heavy Duty Mechanic

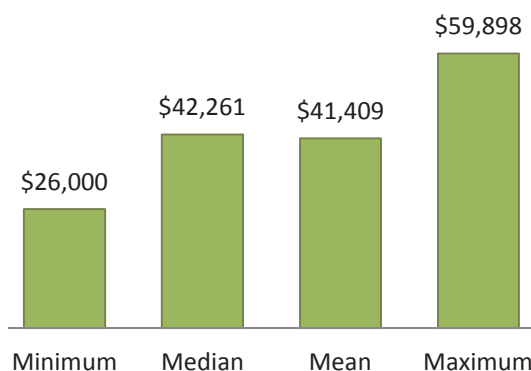
### Current Activity of Respondents



Truck Transport Apprentice  
Yard Person

Three Year Comparison of Employed Respondents	2012-13	2013-14	2014-15
Number of Graduates	33	43	53
Number of Respondents	12	21	28
Number of Employed Respondents	11	19	24
Percentage of Employed Respondents	92%	90%	86%
Number of Respondents Employed in Training Related Occupations	9	19	23
Percentage of Respondents Employed in Training Related Occupations	75%	90%	82%

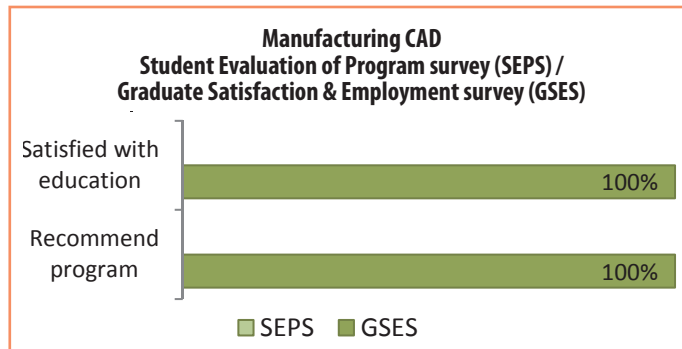
### Salary (full-time training related employment)



Top Salary: \$43,680  
Employed: 100%

# Manufacturing Computer Aided Drafting (CAD)

## One-Year Certificate Program



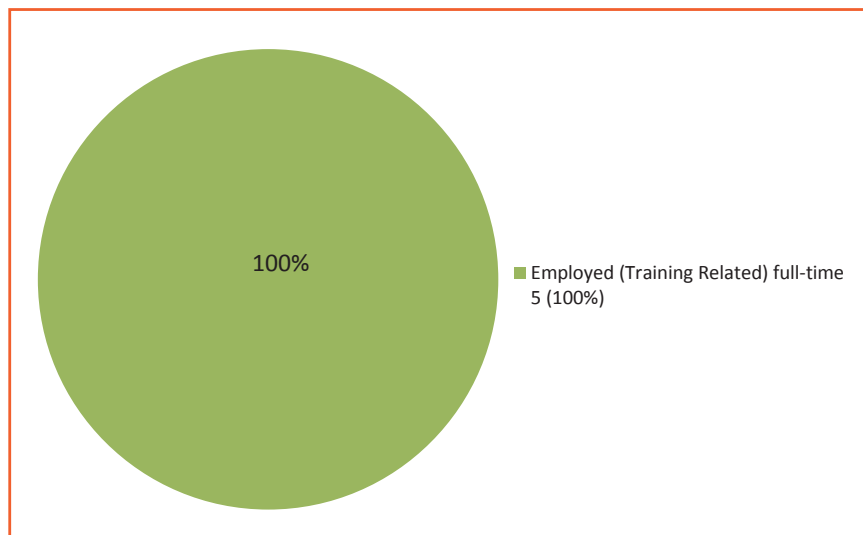
Comparison of 2014-15 graduate cohort ratings with the ratings of the 2014-15 student cohort  
\*There is no 2014-15 SEPS data for this program.

This program provides students with the skills necessary to produce computer-aided mechanical drawings of components and assemblies of industrial machines, machinery parts, and other mechanical equipment.

Graduates find employment with engineering firms, consulting firms, manufacturing companies, utility companies, aerospace and other industries where CAD skills are required. Graduates have also found employment as technical representatives, sales persons for metal-working equipment and product companies, shop inspectors, and designers.

## EMPLOYMENT STATISTICS:

### Current Activity of Respondents

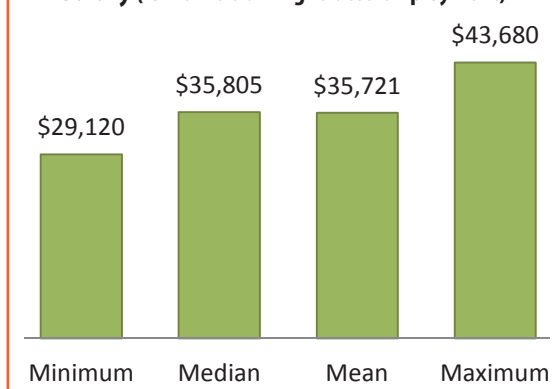


### Occupations

(full or part-time training related employment)

CAD Technician  
Design Drafter  
Drafting Person  
Draftsman  
Mechanical Designer

### Salary (full-time training related employment)



Three Year Comparison of Employed Respondents	2012-13	2013-14*	2014-15
Number of Graduates	11		7
Number of Respondents	8		5
Number of Employed Respondents	7		5
Percentage of Employed Respondents	88%		100%
Number of Respondents Employed in Training Related Occupations	4		5
Percentage of Respondents Employed in Training Related Occupations	50%		100%

\*Note: There were no graduates or not enough graduates for surveying.

# Manufacturing Technician

Top Salary: \$41,600

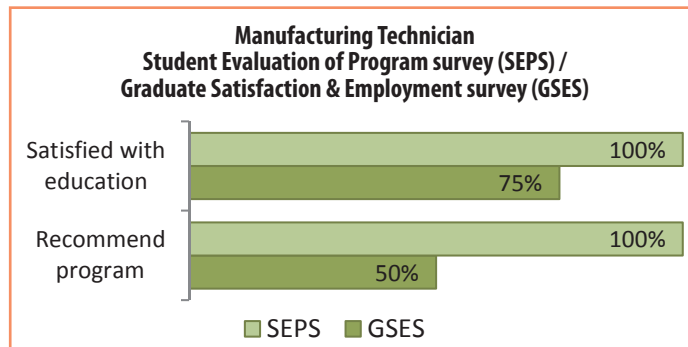
Employed: 50%

In School: 25%

## Two-Year Diploma Program

This program prepares students for a career as a manufacturing technician with knowledge of manufacturing processes including conventional machining and metal forming operations, composites, and advanced manufacturing methods. The program also provides an introduction to robotics and automation, non-destructive testing, dimensional metrology, and quality inspection methods.

Graduates of the program find careers in manufacturing, aerospace, or the ground transportation sectors. They also find employment as machinists or CNC programmers.



*Comparison of 2014-15 graduate cohort ratings with the ratings of the 2014-15 student cohort*

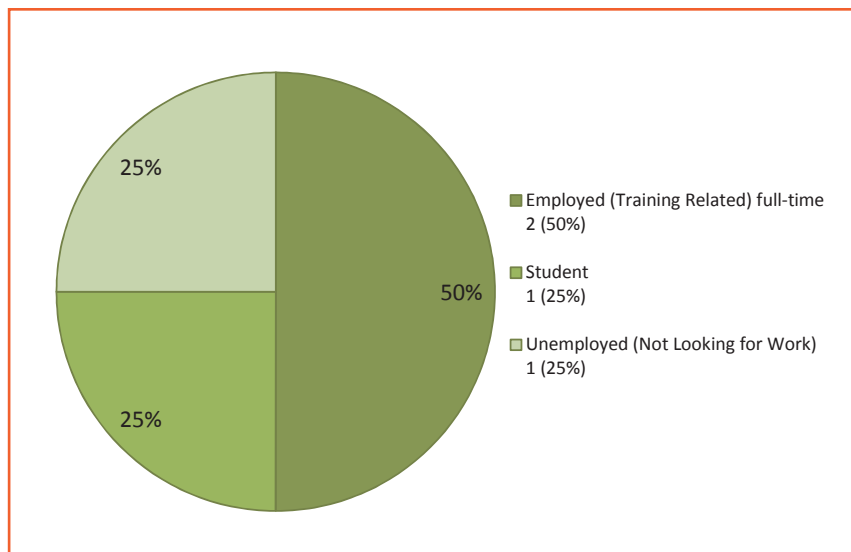
## EMPLOYMENT STATISTICS:

### Occupations

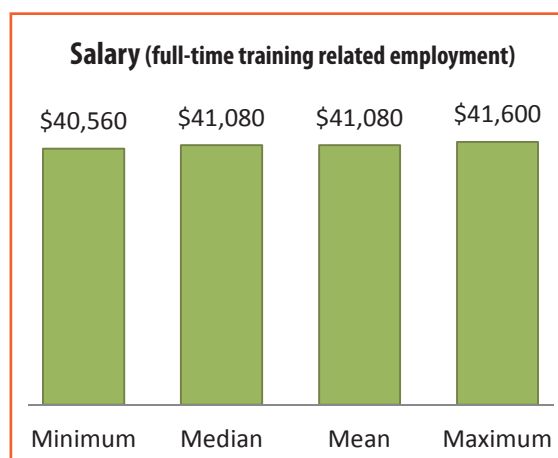
(full or part-time training related employment)

Manual Machinist  
Manufacturing Technician  
(CNC Machines,  
CAD/CAM Programmer)

### Current Activity of Respondents



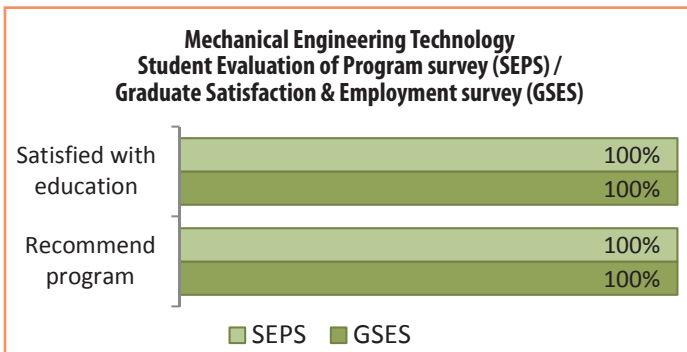
Three Year Comparison of Employed Respondents	2012-13	2013-14	2014-15
Number of Graduates	6	6	6
Number of Respondents	4	5	4
Number of Employed Respondents	4	5	2
Percentage of Employed Respondents	100%	100%	50%
Number of Respondents Employed in Training Related Occupations	4	5	2
Percentage of Respondents Employed in Training Related Occupations	100%	100%	50%



Top Salary: \$58,000  
Employed: 100%

# Mechanical Engineering Technology

## 28-Month Diploma Program

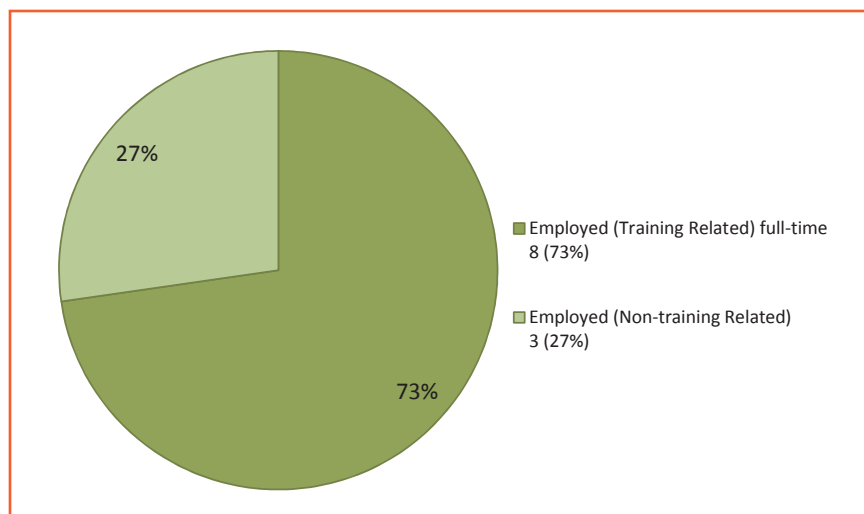


*Comparison of 2014-15 graduate cohort ratings with the ratings of the 2014-15 student cohort*

This program prepares graduates to work in the design and production of high-quality manufactured goods. Students learn about design, manufacturing methods, quality assurance, equipment selection, computer-aided engineering, building systems design and control, mechanical analysis, computer applications, and supervision and management. It has been accredited by the Certified Technicians and Technologists Association of Manitoba, and the Canadian Council of Technicians and Technologists, providing Canada-wide reciprocity with other provincial organizations. Graduates find employment in design, technical sales, manufacturing, instruction, research and management with companies involved in agriculture, mining, aerospace, air conditioning, refrigeration, transportation, foundries, fluid power, consulting engineering and government services.

## EMPLOYMENT STATISTICS:

### Current Activity of Respondents

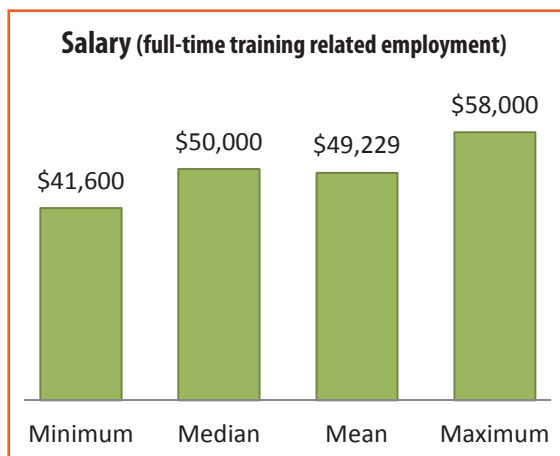


### Occupations

(full or part-time training related employment)

Engineering Technologist/Service Tech.  
Hydraulic Designer  
Manufacturing Engineering Planner  
Manufacturing Process Technologist  
Mechanical Engineering Technologist  
Project Engineer  
Technical Sales / Engineering Support

### Salary (full-time training related employment)



Three Year Comparison of Employed Respondents	2012-13	2013-14	2014-15
Number of Graduates	20	33	17
Number of Respondents	9	15	11
Number of Employed Respondents	8	15	11
Percentage of Employed Respondents	89%	100%	100%
Number of Respondents Employed in Training Related Occupations	8	14	8
Percentage of Respondents Employed in Training Related Occupations	89%	93%	73%

# Outdoor Power Equipment Technician

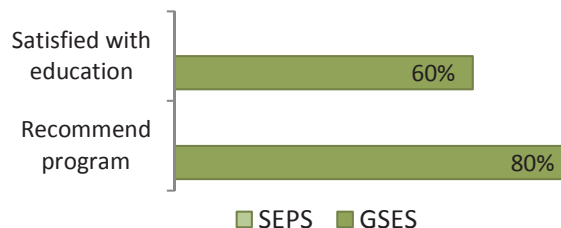
Top Salary: \$39,520

Employed: 80%

## One-Year Certificate Program

This program provides students with the skills and knowledge required for entry-level employment in the power equipment repair field. Graduates find employment with a variety of companies engaged in the sales or service of power equipment. Such companies may include agricultural equipment dealers, private power equipment sales and repair shops, rural agribusiness and various federal, provincial and municipal government departments, motorcycle and ATV dealerships, lawn and garden outlets, rental centres, remote fishing lodges, and marine, snowmobile, and personal watercraft dealerships.

**Outdoor Power Equipment Technician  
Student Evaluation of Program survey (SEPS) /  
Graduate Satisfaction & Employment survey (GSES)**



Comparison of 2014-15 graduate cohort ratings with the ratings of the 2014-15 student cohort

\*There is no 2014-15 SEPS data for this program.

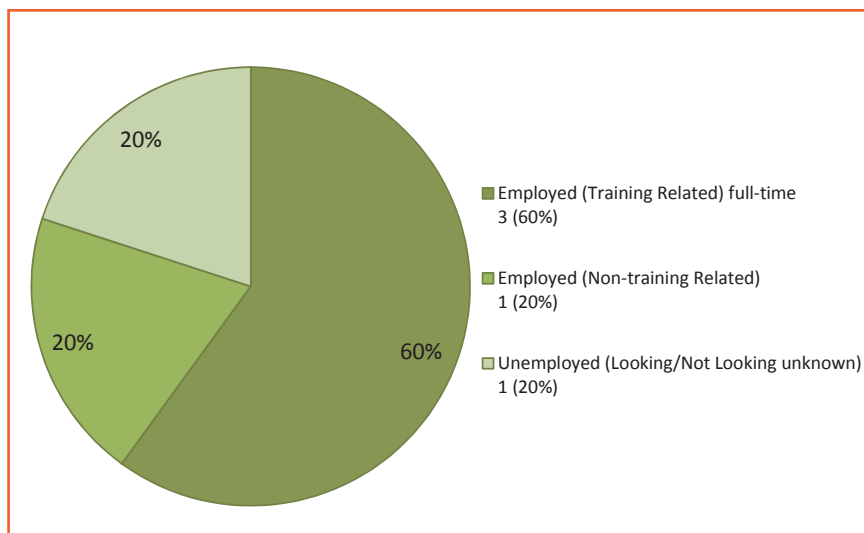
## EMPLOYMENT STATISTICS:

### Occupations

(full or part-time training related employment)

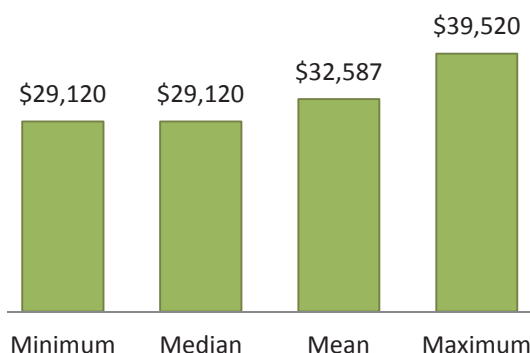
Motorcycle Mechanic  
Parts Salesman  
Service Technician

### Current Activity of Respondents



Three Year Comparison of Employed Respondents	2012-13	2013-14	2014-15
Number of Graduates	12	12	8
Number of Respondents	7	5	5
Number of Employed Respondents	7	5	4
Percentage of Employed Respondents	100%	100%	80%
Number of Respondents Employed in Training Related Occupations	4	3	3
Percentage of Respondents Employed in Training Related Occupations	57%	60%	60%

### Salary (full-time training related employment)



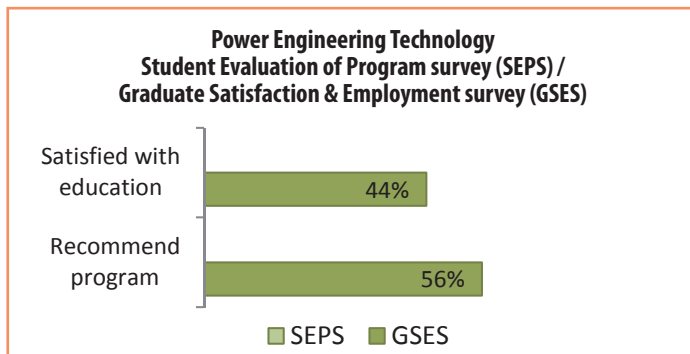


Top Salary: \$68,952

Employed: 56%

# Power Engineering Technology

## Two-Year Diploma Program



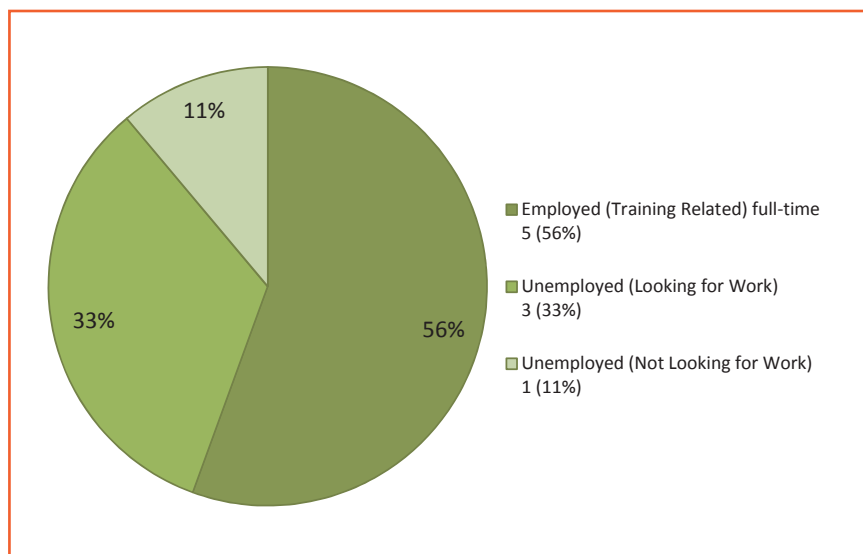
Comparison of 2014-15 graduate cohort ratings with the ratings of the 2014-15 student cohort  
\*There is no 2014-15 SEPS data for this program.

Students in this program develop the knowledge and skills required for the safe operation of major equipment in commercial, industrial, and public buildings with the primary focus on power plant operation.

Graduates have found employment in thermal power generation, pulp and paper industry, natural gas and oil processing industries, food-processing plants, cold-storage plants and in other commercial, industrial or public buildings. Graduates may challenge the Manitoba provincial licensing exams at the 4th and 3rd Class levels.

## EMPLOYMENT STATISTICS:

### Current Activity of Respondents

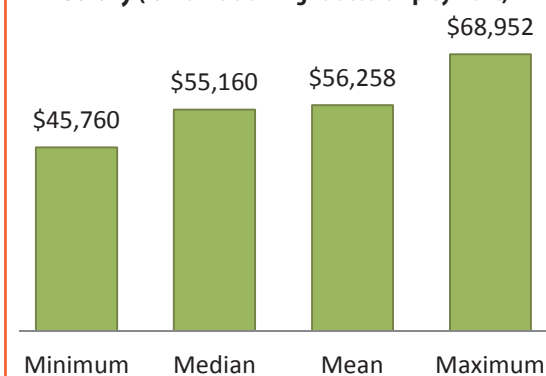


### Occupations

(full or part-time training related employment)

Building Operator  
Power Engineer  
Power Engineer Operator  
Shift Engineer  
Ship Engineer

### Salary (full-time training related employment)



Three Year Comparison of Employed Respondents	2012-13	2013-14	2014-15
Number of Graduates	22	15	14
Number of Respondents	6	5	9
Number of Employed Respondents	5	3	5
Percentage of Employed Respondents	83%	60%	56%
Number of Respondents Employed in Training Related Occupations	5	3	5
Percentage of Respondents Employed in Training Related Occupations	83%	60%	56%

# Precision Metal Machining


Top Salary: \$40,950

Employed: 100%

## One-Year Certificate Program

This program is a pre-employment program designed for students wishing to pursue an apprenticeship career path as a machinist or enter the workforce as a CNC operator.

Graduates may find jobs as entry-level machine operators, or senior machine operators/setters, operations managers. Related employment may also be found in supervisory positions, quality assurance/inspection, production planning, engineering, product development and research, CNC programming, or technical service and training.



Comparison of 2014-15 graduate cohort ratings with the ratings of the 2014-15 student cohort

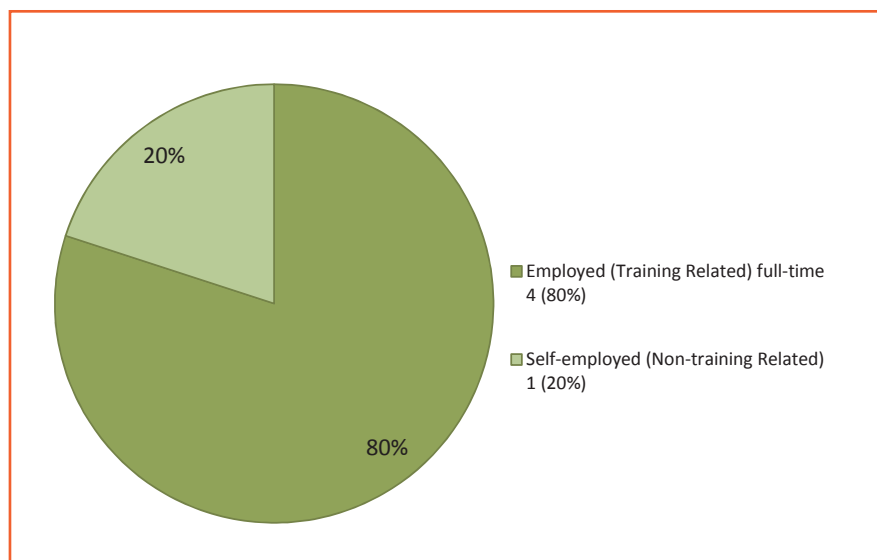
## EMPLOYMENT STATISTICS:

### Occupations

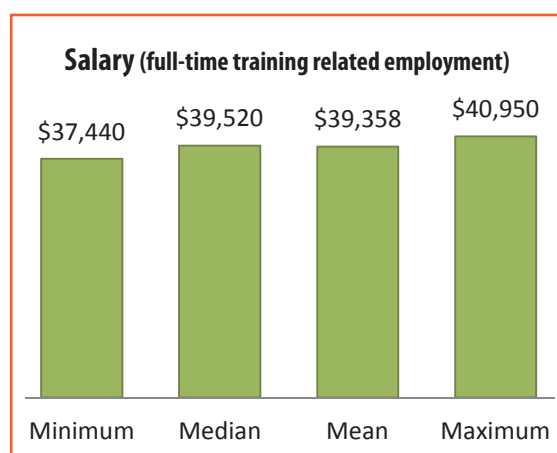
(full or part-time training related employment)

CNC Operator  
Machine Maintenance and Install /  
Machine Operator  
Production Worker  
Quality Assurance Inspector

### Current Activity of Respondents



Three Year Comparison of Employed Respondents	2012-13	2013-14	2014-15
Number of Graduates	3	7	11
Number of Respondents	1	6	5
Number of Employed Respondents	1	6	5
Percentage of Employed Respondents	100%	100%	100%
Number of Respondents Employed in Training Related Occupations	1	5	4
Percentage of Respondents Employed in Training Related Occupations	100%	83%	80%

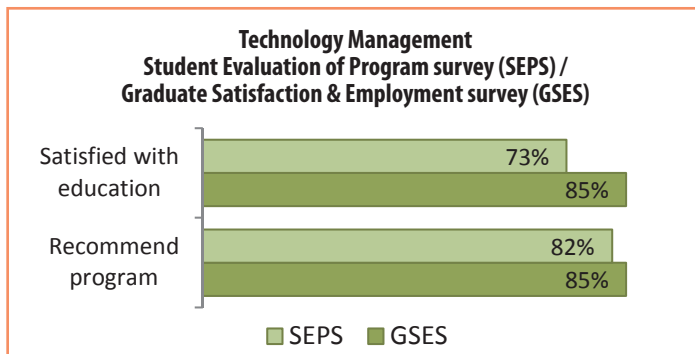


Top Salary: \$85,000

Employed: 85%

# Technology Management

## One-Year Post-Graduate Diploma Program



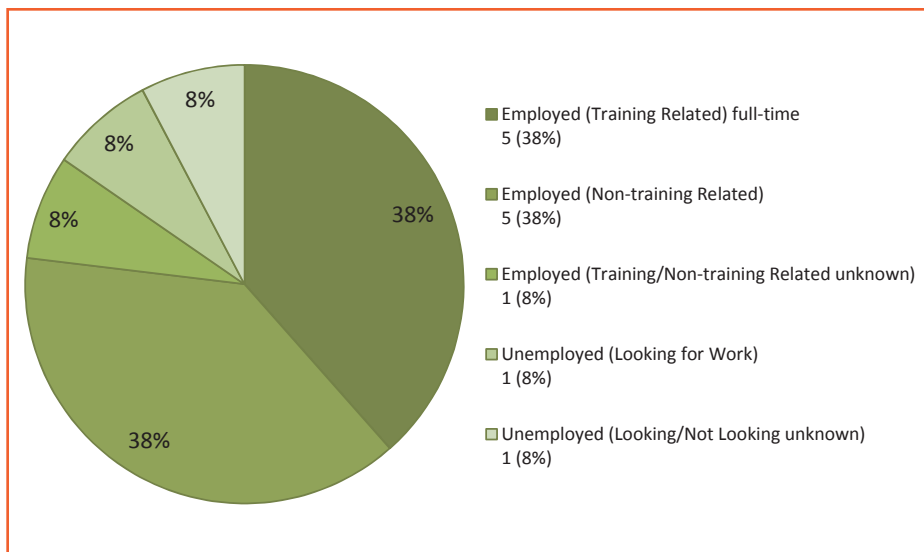
*Comparison of 2014-15 graduate cohort ratings with the ratings of the 2014-15 student cohort*

This program is specifically targeted to graduates with technical diplomas and degrees. The program offers a condensed, accessible solution to the demand for advanced management training by providing technologists and others with the knowledge and skills required to perform as supervisors or managers in technical organizations.

Many Technology Management students are actively employed while completing program courses. It is expected that graduates of the program will be more competitive for available management opportunities in technological work environments.

## EMPLOYMENT STATISTICS:

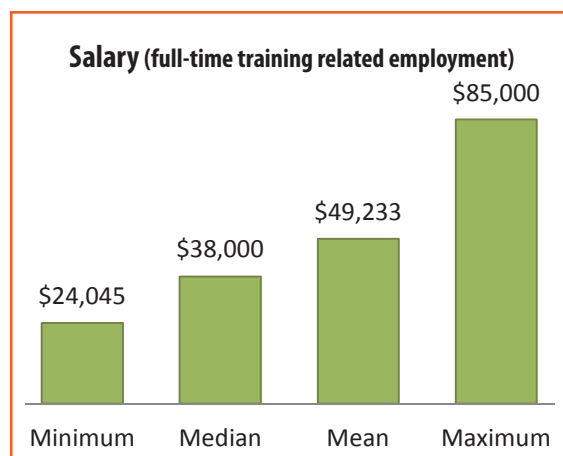
### Current Activity of Respondents



### Occupations

(full or part-time training related employment)

Facilities Manager  
Rental Sales Associate  
Senior Administrator  
Support Worker



Three Year Comparison of Employed Respondents	2012-13	2013-14	2014-15
Number of Graduates	22	14	26
Number of Respondents	6	5	13
Number of Employed Respondents	5	5	11
Percentage of Employed Respondents	83%	100%	85%
Number of Respondents Employed in Training Related Occupations	1	2	5
Percentage of Respondents Employed in Training Related Occupations	17%	40%	38%

# Welding

Top Salary: \$48,381

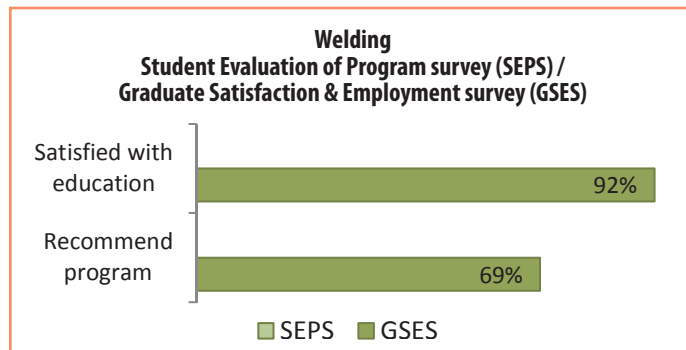
Employed: 85%

In School: 8%

## Seven-Month Certificate Program

The Welding program develops the skills and knowledge required to safely and effectively perform the oxyacetylene, arc, tungsten inert gas (TIG), and metal inert gas (MIG) welding processes and related operations. Graduates receive a certificate from Red River College and a student Canadian Welding Bureau (CWB) ticket. This is not an apprenticeship program, but may provide credit transfer opportunities towards apprenticeship.

Graduates have found employment in aircraft maintenance, in the manufacturing of farm equipment and in heavy equipment repairs. Other graduates are employed in highway construction, northern mines and hydro-electric power plants.



Comparison of 2014-15 graduate cohort ratings with the ratings of the 2014-15 student cohort

*\*There is no 2014-15 SEPS data for this program.*

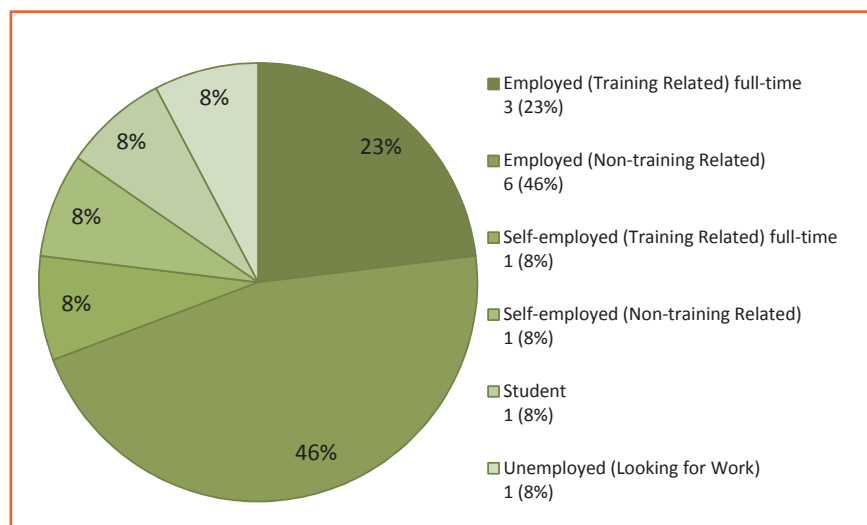
## EMPLOYMENT STATISTICS:

### Occupations

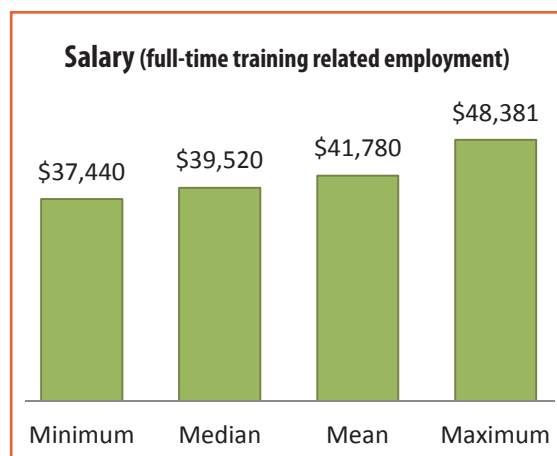
(full or part-time training related employment)

Ironworker Apprentice  
Mobile Welder  
Shop Welder  
Welder/Machinist

### Current Activity of Respondents



Three Year Comparison of Employed Respondents	2012-13	2013-14	2014-15
Number of Graduates	25	28	27
Number of Respondents	9	16	13
Number of Employed Respondents	7	11	11
Percentage of Employed Respondents	78%	69%	85%
Number of Respondents Employed in Training Related Occupations	6	8	4
Percentage of Respondents Employed in Training Related Occupations	67%	50%	31%



# Centre for Teaching Excellence, Innovation & Research

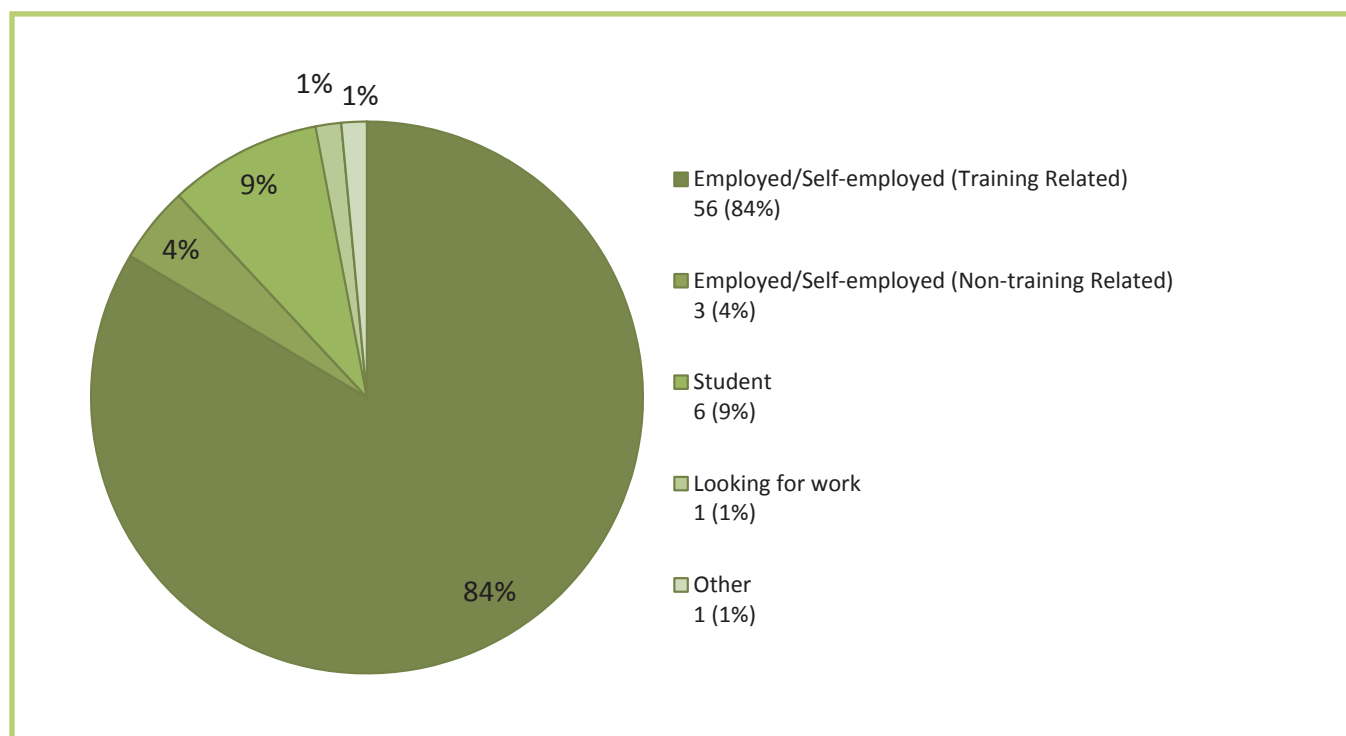
This Centre provides both educational programs and comprehensive teaching and learning support services. In addition to having the provincial mandate to prepare public school teachers in the areas of Industrial/Vocational and Business Education and to prepare College instructors through the Certificate in Adult Education (CAE), the Centre provides supports such as content expertise and research capacity through Library Services, faculty development through the CAE program and an annual series of workshops; curriculum design leadership and facilitation through the Program and Curriculum Development department; and, content production and program delivery systems

through the Learning Technologies areas. The Centre also manages the Program Innovation Fund which is used to support the continual enhancement of academic programs by funding innovative projects which are not covered by operating budgets. This report covers the achievements of the Teacher Education department, the only area within the Centre that provides academic programming.

Of the programs surveyed, there were 61 certificates and 33 diplomas awarded in 2013-14.

Ninety-four graduates were surveyed with 67 responding for a 71% response rate.

## CURRENT ACTIVITY OF RESPONDENTS



## PROGRAMS SURVEYED AND INCLUDED IN THIS REPORT

Business/Technology Teacher Education

Business/Technology Teacher Education - After Degree

Certificate in Adult Education

Industrial Arts/Technology Teacher Education

Technical Vocational Teacher Education

Technical Vocational Teacher Education (part-time)

# Business/Technology Teacher Education

Employed: 67%

In School: 33%

## Five-Year Joint Diploma/Degree Program

This program develops the teaching and technical skills you require for teaching business and information communication technology education programs in the public school systems. Emphasis is placed on developing your knowledge and skills in information communication technologies, digital photography and film, animation and multimedia, accounting, marketing/retailing, management, and teaching methodology for business and technology education.

Successful completion of the five-year program results in a diploma in Business/Technology Teacher Education from Red River College as well as a Bachelor of Arts or Science degree and a Bachelor of Education degree from the University of Winnipeg.

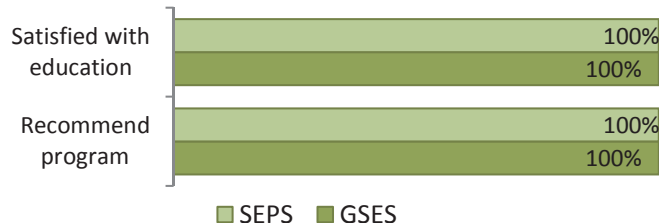
Graduates of the Bachelor of Education Degree program are eligible to apply for a Professional Teaching Certificate from Manitoba Education and Training, which allows them to teach in the junior high and secondary schools in Manitoba and in other provinces.

## Occupations

(full or part-time training related employment)

High School Teacher  
Substitute Teacher - Grades 9 To 12

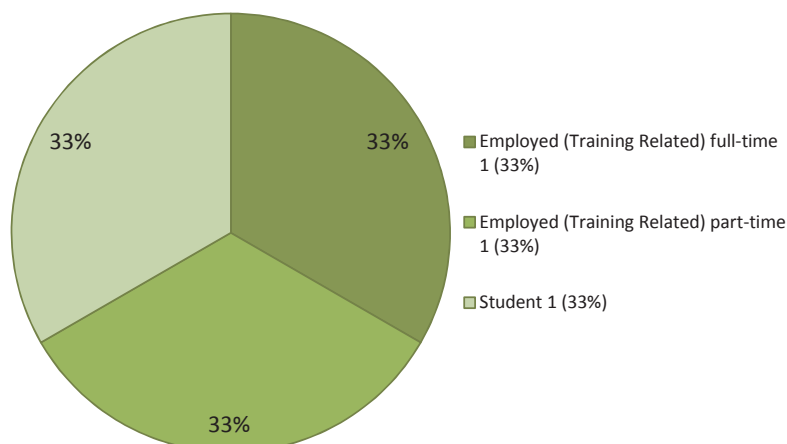
Business/Technology Teacher Education  
Student Evaluation of Program survey (SEPS) /  
Graduate Satisfaction & Employment survey (GSES)



Comparison of 2014-15 graduate cohort ratings with the ratings of the 2014-15 student cohort

## EMPLOYMENT STATISTICS:

### Current Activity of Respondents



Three Year Comparison of Employed Respondents	2012-13*	2013-14*	2014-15
Number of Graduates			5
Number of Respondents			3
Number of Employed Respondents			2
Percentage of Employed Respondents			67%
Number of Respondents Employed in Training Related Occupations			2
Percentage of Respondents Employed in Training Related Occupations			67%

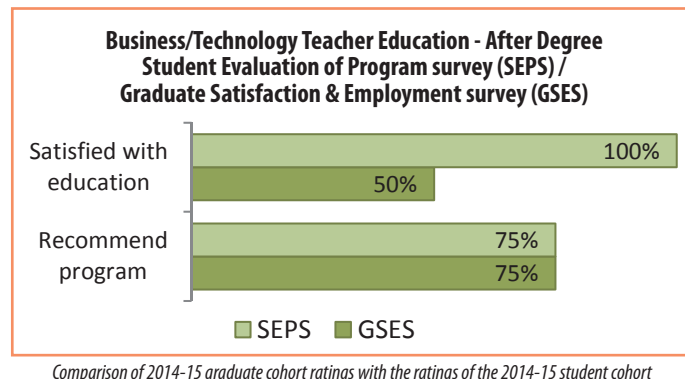
### Salary (full-time training related employment)

There are no salaries to be reported

\*Note: There were no graduates or not enough graduates for surveying.

Employed: 50%  
In School: 25%

# Business/Technology Teacher Education - After Degree



## Three-Year Joint Diploma/Degree Program

This is a joint Bachelor of Education degree program with the University of Winnipeg for holders of an undergraduate degree.

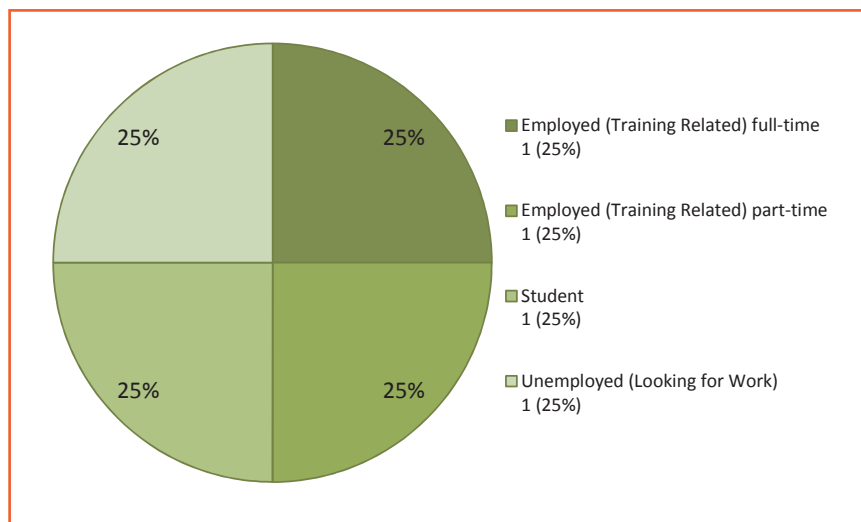
The Business/Technology Teacher Education - After Degree program develops the teaching and technical skills required for teaching business and information communication technology education programs in the public school system. Emphasis is placed on developing knowledge and skills in information communication technologies, digital photography and film, animation and multimedia, accounting, marketing/retailing, management, and teaching methodology for business and technology education.

Successful completion of the three-year after-degree program you will have earned a diploma in Business/Technology Teacher Education from

Red River College and a Bachelor of Education degree from the University of Winnipeg.

## EMPLOYMENT STATISTICS:

### Current Activity of Respondents



## Occupations

(full or part-time training related employment)

Accessibility Advisor  
Substitute Teacher

### Salary (full-time training related employment)

There are no salaries  
to be reported

Three Year Comparison of Employed Respondents	2012-13	2013-14*	2014-15
Number of Graduates	4		4
Number of Respondents	2		4
Number of Employed Respondents	2		2
Percentage of Employed Respondents	100%		50%
Number of Respondents Employed in Training Related Occupations	2		2
Percentage of Respondents Employed in Training Related Occupations	100%		50%

\*Note: There were no graduates or not enough graduates for surveying.



# Certificate in Adult Education

Top Salary: \$124,800

Employed: 95%

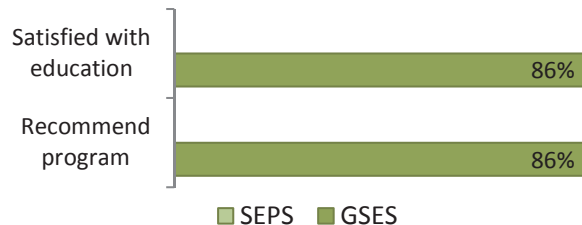
In School: 2%

## Certificate Program

Certificate in Adult Education (CAE) is a designed to develop skills in teaching adults in an applied or technical-vocational college setting.

Graduates of the Certificate in Adult Education program teach at the community colleges in Manitoba and in other adult technical-vocational education settings. All Manitoba community college instructors are required to complete the CAE program.

### Certificate in Adult Education Student Evaluation of Program survey (SEPS) / Graduate Satisfaction & Employment survey (GSES)



Comparison of 2014-15 graduate cohort ratings with the ratings of the 2014-15 student cohort

\*There is no 2014-15 SEPS data for this program.

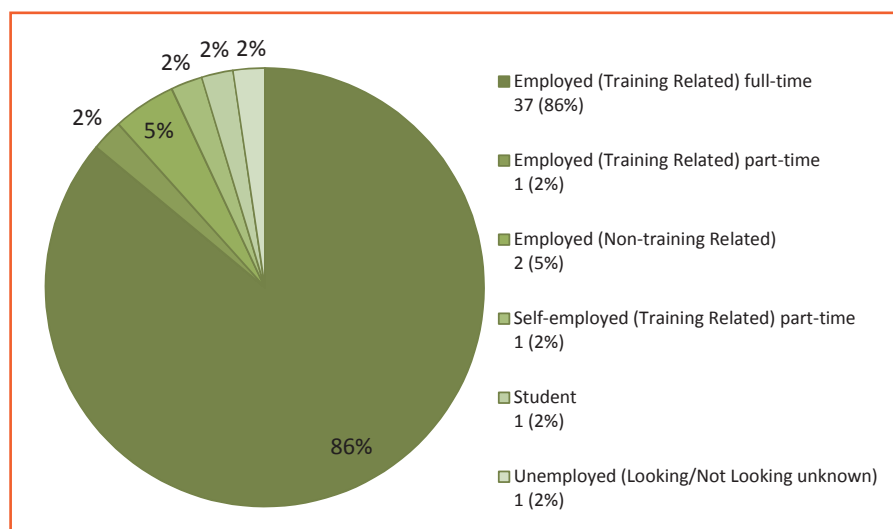
## EMPLOYMENT STATISTICS:

### Occupations

(full or part-time training related employment)

Academic Coordinator / Instructor  
Apprenticeship Instructor  
Associate Professor  
Auto Tech Instructor  
Autobody Instructor  
Carpentry Instructor  
Chair of Mechanical Trades  
College Instructor  
College Instructor -  
Early Childhood Education  
Computer Programming Instructor  
Corporate Trainer  
Education Director  
Electrical Instructor  
Engineering Instructor  
ESL Teacher  
Instructor - Indigenous Studies  
IT Instructor  
Machining and Related Sciences  
Instructor

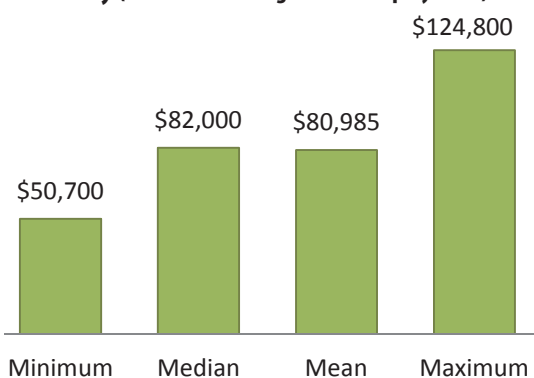
### Current Activity of Respondents



Staff Tutor  
Technical Communications Instructor  
Welder/Ironworker

Three Year Comparison of Employed Respondents	2012-13	2013-14	2014-15
Number of Graduates	43	82	61
Number of Respondents	29	58	43
Number of Employed Respondents	28	57	41
Percentage of Employed Respondents	97%	98%	95%
Number of Respondents Employed in Training Related Occupations	27	53	39
Percentage of Respondents Employed in Training Related Occupations	93%	91%	91%

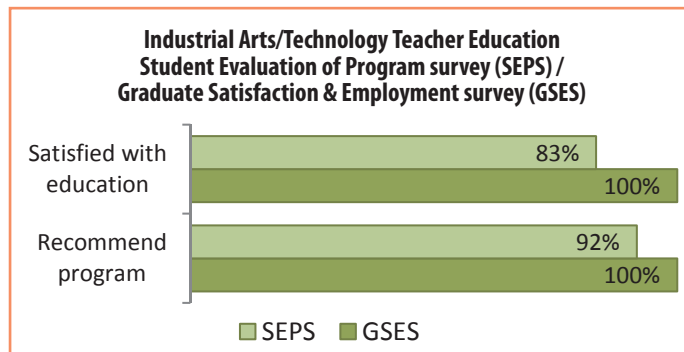
### Salary (full-time training related employment)



Employed: 33%  
In School: 67%

# Industrial Arts/Technology Teacher Education

## Five-Year Joint Diploma/Degree Program



*Comparison of 2014-15 graduate cohort ratings with the ratings of the 2014-15 student cohort*

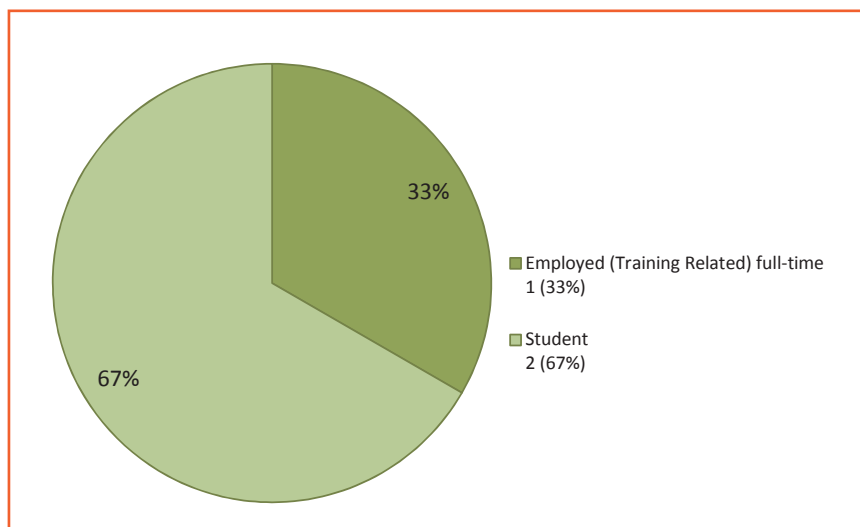
Industrial Arts/Technology Teacher Education develops the teaching and technical skills for teaching the industrial arts and technology education program in the public school system. Emphasis is placed on developing knowledge and skills in manufacturing, power and energy, graphic communications, construction, computer applications, and teaching methodology in industrial arts and technology education.

Successful completion of the five-year program results in a diploma in Industrial Arts Teacher Education from Red River College as well as a Bachelor of Arts degree and a Bachelor of Education degree from the University of Winnipeg.

Graduates of the Bachelor of Education Degree program are eligible to apply for a Professional Teaching Certificate from Manitoba Education and Training, which allows them to teach in the junior high and secondary schools in Manitoba and in other provinces.

## EMPLOYMENT STATISTICS:

### Current Activity of Respondents



## Occupations

(full or part-time training related employment)

Substitute Teacher / Term Teacher

### Salary (full-time training related employment)

There are no salaries to be reported

Three Year Comparison of Employed Respondents	2012-13*	2013-14	2014-15
Number of Graduates		3	9
Number of Respondents		2	3
Number of Employed Respondents		1	1
Percentage of Employed Respondents		50%	33%
Number of Respondents Employed in Training Related Occupations		1	1
Percentage of Respondents Employed in Training Related Occupations		50%	33%

\*Note: There were no graduates or not enough graduates for surveying.

# Technical Vocational Teacher Education

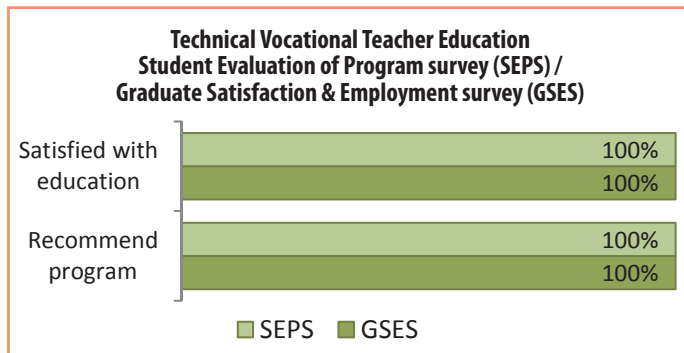
Employed: 86%

In School: 14%

## One-Year Accelerated Diploma Program

This program provides knowledge and skills needed to be certified as a vocational teacher by Manitoba Education. This program makes up the first three years of the five-year Joint RRC/University of Winnipeg Bachelor of Education Degree with a major in vocational education.

Graduates receive a diploma from Red River College and are eligible for a Special Vocational Teaching certificate issued by Manitoba Education and Training. Graduates have found employment in teaching positions in high schools offering vocational industrial programs and in community colleges.



*Comparison of 2014-15 graduate cohort ratings with the ratings of the 2014-15 student cohort*

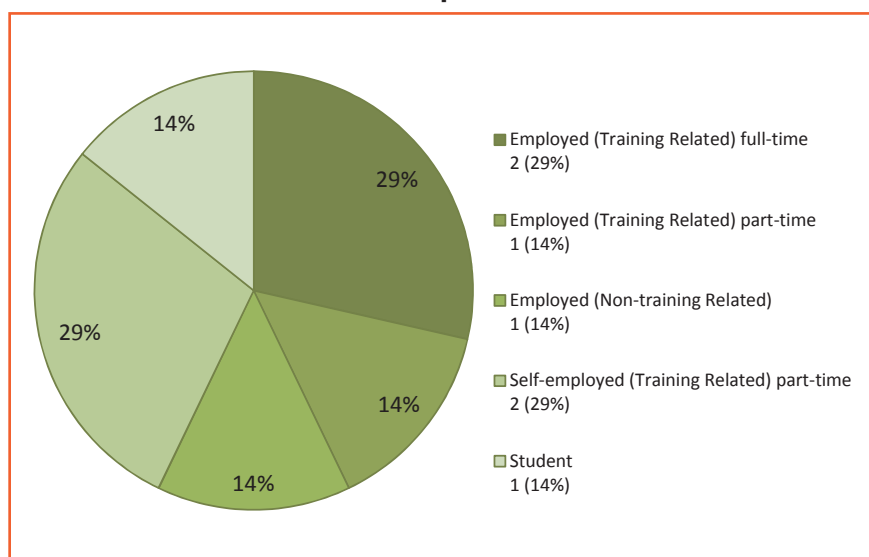
## EMPLOYMENT STATISTICS:

### Occupations

(full or part-time training related employment)

Automotive Teacher  
Freelance Graphic Designer /  
Graphic Design Instructor  
French Technical Instructor  
Hair Dressing Teacher  
Substitute Teacher

### Current Activity of Respondents



Three Year Comparison of Employed Respondents	2012-13	2013-14	2014-15
Number of Graduates	8	7	8
Number of Respondents	5	5	7
Number of Employed Respondents	3	3	6
Percentage of Employed Respondents	60%	60%	86%
Number of Respondents Employed in Training Related Occupations	2	2	5
Percentage of Respondents Employed in Training Related Occupations	40%	40%	71%

### Salary (full-time training related employment)

There are no salaries  
to be reported

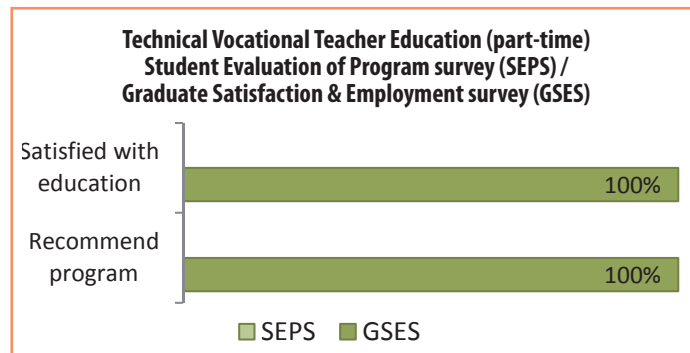
Top Salary: \$83,000

Employed: 100%

# Technical Vocational Teacher Education (part-time)

## Part-Time Accelerated Diploma Program

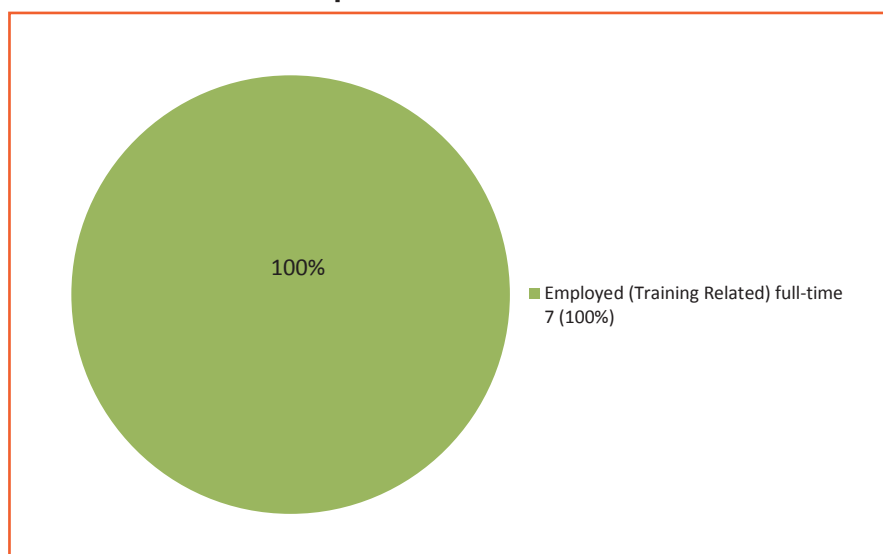
This program provides students with the knowledge and skills required for Technical Vocational Teacher certification by Manitoba Education. Graduates are eligible for a Special Vocational Industrial Teaching Certificate issued by Manitoba Education and Training, which would allow them to teach in their vocational areas in the secondary schools in Manitoba. Credit can be granted for the first three years of the five-year joint RRC/ University of Winnipeg Bachelor of Education program. Graduates have found employment in high schools offering vocational industrial programs and in community colleges.



Comparison of 2014-15 graduate cohort ratings with the ratings of the 2014-15 student cohort  
\*There is no 2014-15 SEPS data for this program.

## EMPLOYMENT STATISTICS:

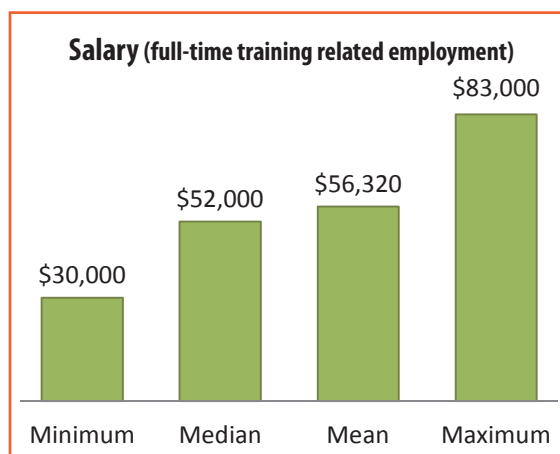
### Current Activity of Respondents



### Occupations

(full or part-time training related employment)

Auto Body Teacher  
Esthetics Teacher  
High School Teacher  
Industrial Electronics Teacher  
Teacher / Child Care Program Coordinator  
Vocational Instructor



Three Year Comparison of Employed Respondents	2012-13	2013-14	2014-15
Number of Graduates	13	16	7
Number of Respondents	10	9	7
Number of Employed Respondents	8	9	7
Percentage of Employed Respondents	80%	100%	100%
Number of Respondents Employed in Training Related Occupations	6	8	7
Percentage of Respondents Employed in Training Related Occupations	60%	89%	100%

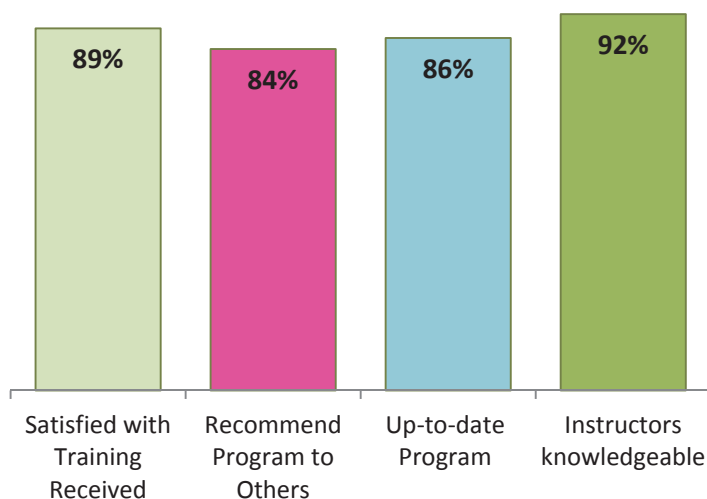
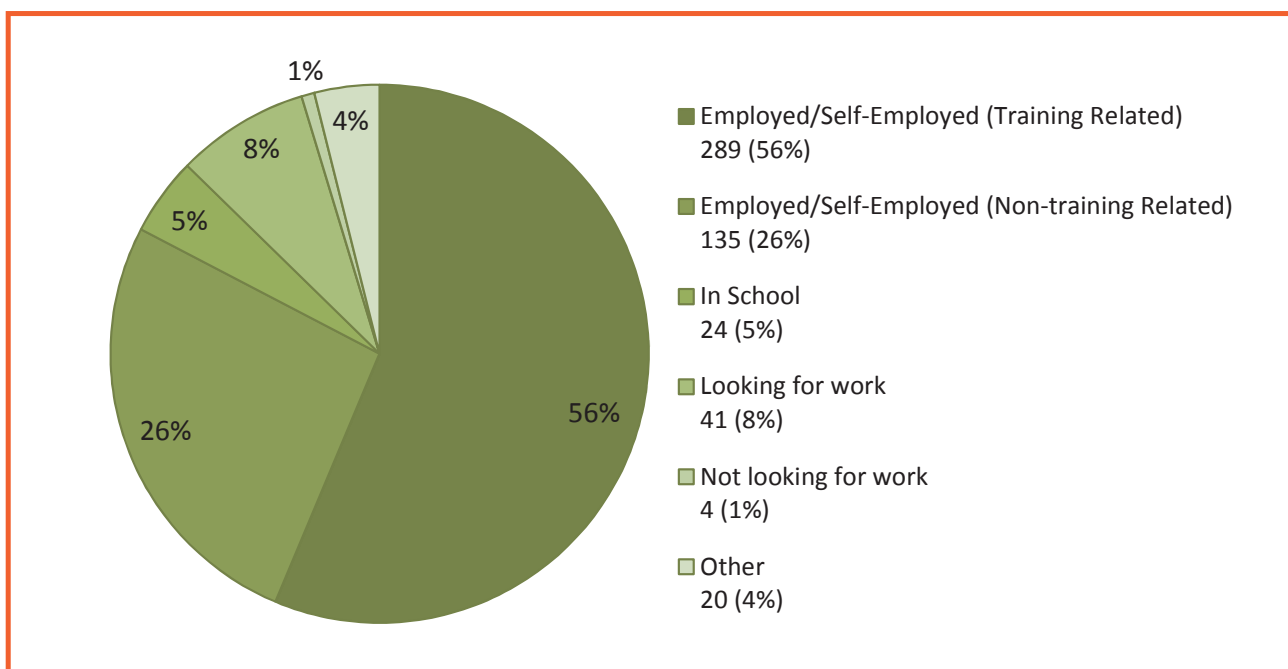
**CONTINUING EDUCATION PROGRAMS INCLUDED IN THIS REPORT**

Continuing Education Summary . . . . .	101
Accounting (part-time) . . . . .	102
Administrative Assistant (full-time). . . . .	103
Administrative Assistant (part-time) . . . . .	104
Applied Counselling (full-time). . . . .	105
Applied Counselling (part-time) . . . . .	106
Building Construction Technician (part-time) . . . . .	107
Business Administration - Administration (part-time) . . . . .	108
Business Analyst (part-time) . . . . .	109
Business and Administration Studies (part-time) . . . . .	110
Cisco Networks CCNA (part-time) . . . . .	111
Computer and Network Support (part-time) . . . . .	112
Drafting / CAD (part-time) . . . . .	113
Educational Assistant Certificate (full-time). . . . .	114
Graphics Communications (part-time) . . . . .	115
Health Care Aide (part-time) . . . . .	116
Health Care Aide/Health Unit Clerk (full-time) . . . . .	117
Health Services Leadership & Management (part-time) . . . . .	118
Health Unit Clerk (full-time) . . . . .	119
Human Resource Management (part-time). . . . .	120
Industrial Electrical Maintenance (part-time) . . . . .	121
Industrial Supervision (part-time) . . . . .	122
Justice and Public Safety (part-time) . . . . .	123
Legal Assistant (full-time) . . . . .	124
Library & Information Technology (part-time). . . . .	125
Management Development (part-time) . . . . .	126
Medical Device Reprocessing Technician (part-time) . . . . .	127
Occupational Health & Safety (full-time) . . . . .	128
Occupational Health & Safety (part-time). . . . .	129
Power Engineering - 5th Class (full-time) . . . . .	130
Professional Photography (full-time) . . . . .	131
Project Management (part-time). . . . .	132
Quality Systems Management & Application (part-time) . . . . .	133
Railway Conductor (full-time) . . . . .	134
Recreation Facilitator for Older Adults (part-time). . . . .	135
Residential Decorating (full-time) . . . . .	136
Software Development (part-time) . . . . .	137
Technical Communication (part-time) . . . . .	138
Therapeutic Recreation Facilitator for Older Adults (full-time) . . . . .	139
Transportation and Logistics Management (part-time) . . . . .	140
Volunteer Management (part-time) . . . . .	141

# School of Continuing Education

The School of Continuing Education delivers programs in Applied Arts & Communication; Business & Management; Community Services; Education & Foundation Studies; Health Sciences; Information Technology; and Trades, Transportation, Industrial & Environment. The primary goal of Continuing Education is to provide quality, career-related education and training in a variety of delivery options for job entry, job enhancement or career change. Eight hundred and twenty-three individuals were surveyed with 513 responding for a 62 percent response rate.

## CURRENT ACTIVITY OF RESPONDENTS



According to the survey of 2014-15 graduates, 56 percent of the respondents said they were working in a field related to their training. Another 5 percent were continuing their studies and 8 percent were looking for work. Of the employed and self-employed graduates, 85 percent were employed on a full-time basis. Eighty-nine percent of respondents reported that they were very satisfied or satisfied with the training they received at the College and 84 percent said that they would recommend their Continuing Education program to others. Eighty-six percent strongly agreed or agreed that the program they completed at Red River was up-to-date and 92 percent said that they consider their instructors to be knowledgeable.

# Accounting

## Continuing Education Part-time Program

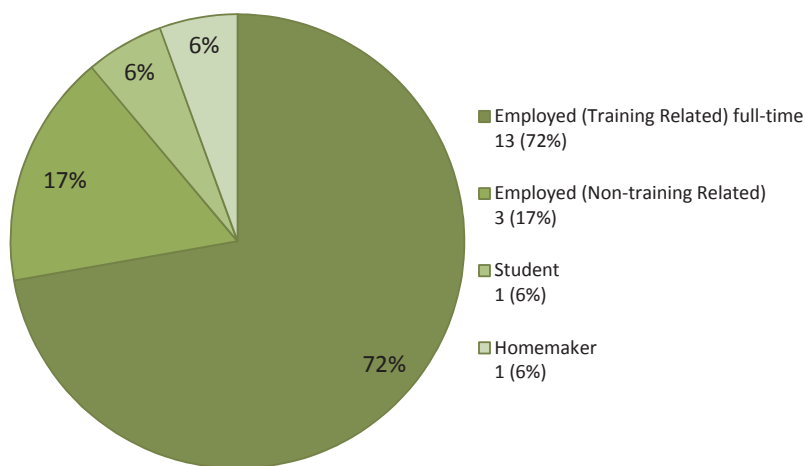
This program prepares students for a wide range of careers in the world of accounting and/or enhances their opportunities for advancement. Graduates are eligible for employment in areas and roles including accounts payable, accounts receivable, financial assistant and office administrators. **Survey Response Rate: 82%**

### Satisfaction:

Satisfied with education received:	100%
Recommend program to others:	100%

## EMPLOYMENT STATISTICS:

### Current Activity of Respondents

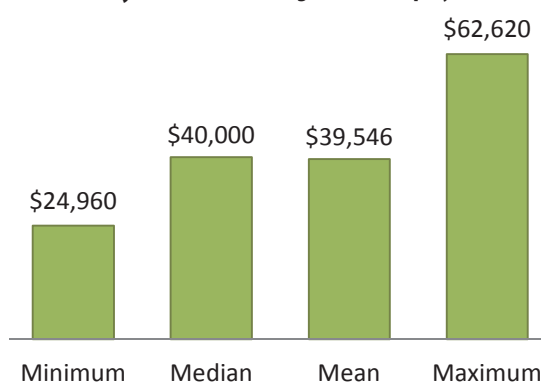


### Occupations

(full or part-time training related employment)

Accountant  
Accounting Assistant  
Accounting Clerk  
Administrative Assistant  
Administrator Accounts Payable  
Construction Accountant  
Logistics Coordinator  
National Accounts Customer Service Specialist  
Office Manager  
Senior Accountant

### Salary (full-time training related employment)



### Number of Years to Complete Program:

Years	Number	Percentage
1 - 2	5	28%
2 - 3	5	28%
3 - 4	4	22%
Over 4	4	22%

### Benefit to Employment:

(training related employment/self-employment)

Made an upward move	62%
Maintained current position	38%
Received an increase in pay	62%



# Administrative Assistant

## Continuing Education Full-time Program

### Satisfaction:

Satisfied with education received:	100%
Recommend program to others:	97%

This full-time program focuses on the administrative and technical skills needed to meet the demands of the current and emerging office environment. Graduates have found positions as administrative assistants or office clerks in businesses, private and public corporations, and government departments.

**Survey Response Rate: 68%**

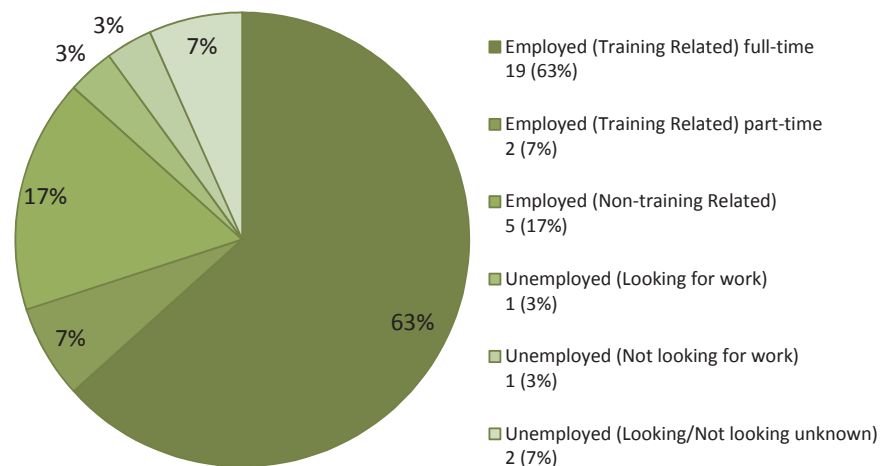
## EMPLOYMENT STATISTICS:

### Occupations

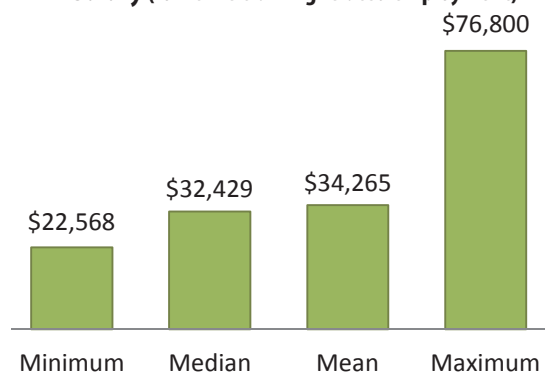
(full or part-time training related employment)

Administrative Assistant  
 Administrative Assistant (Pharmacy)  
 Administrative Assistant/  
 Project Coordinator  
 Clerk III  
 Customer Relations Specialist  
 Executive Assistant  
 Leasing Clerk  
 Office Administrative &  
 Payroll Assistant  
 Office Worker  
 Operations Services Administrator  
 Order Entry Clerk  
 Project Coordinator and Administrator  
 Receptionist/Administrative Assistant  
 Receptionist/Administrative Support  
 Residential Charges Clerk 3  
 Shipping And Receiving  
 Supervisor  
 Writer/Editor

### Current Activity of Respondents



### Salary (full-time training related employment)



### Benefit to Employment:

(training related employment/self-employment)

No Response	10%
Made an upward move	76%
Made a parallel move	10%
Maintained current position	5%

Received an increase in pay	76%
-----------------------------	-----

### Number of Years to Complete Program:

Years	Number	Percentage
Less than 1	27	90%
1 - 2	3	10%

# Administrative Assistant (Part-time)

## Continuing Education Part-time Program

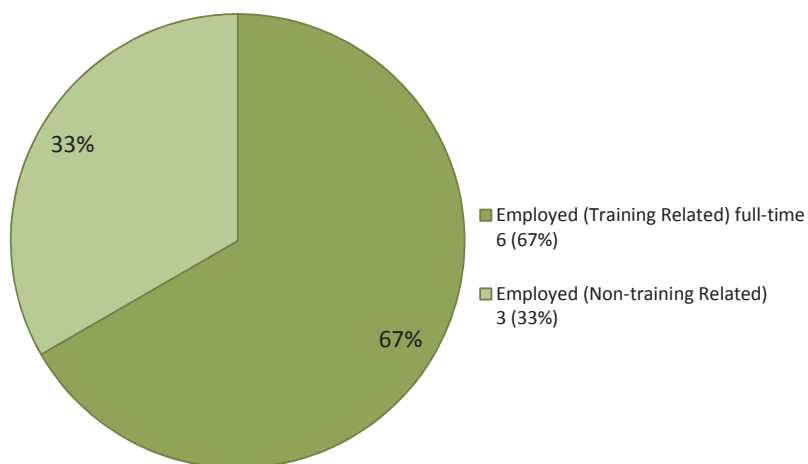
This part-time program focuses on the administrative and technical skills needed to meet the demands of the current and emerging office environment. Graduates have found positions as administrative assistants or office clerks in businesses, private and public corporations, and government departments. **Survey Response Rate: 64%**

### Satisfaction:

Satisfied with education received:	89%
Recommend program to others:	89%

## EMPLOYMENT STATISTICS:

### Current Activity of Respondents

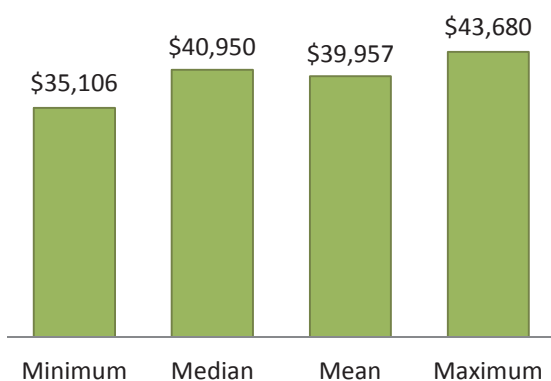


### Occupations

(full or part-time training related employment)

Administrative Assistant  
Medical Records Processing Clerk  
Secretary

### Salary (full-time training related employment)



### Number of Years to Complete Program:

Years	Number	Percentage
Less than 1	1	11%
1 - 2	3	33%
2 - 3	5	56%

### Benefit to Employment:

(training related employment/self-employment)

Made an upward move	83%
Maintained current position	17%
Received an increase in pay	83%

# Applied Counselling

## Continuing Education Full-time Program

### Satisfaction:

Satisfied with education received:	53%
Recommend program to others:	40%

This full-time program provides basic counselling skills for use in working with children, adolescents and families. Skills in cross cultural counselling are developed, and legal/ethical issues studied.

**Survey Response Rate: 88%**

*Note: This program is no longer being offered.*

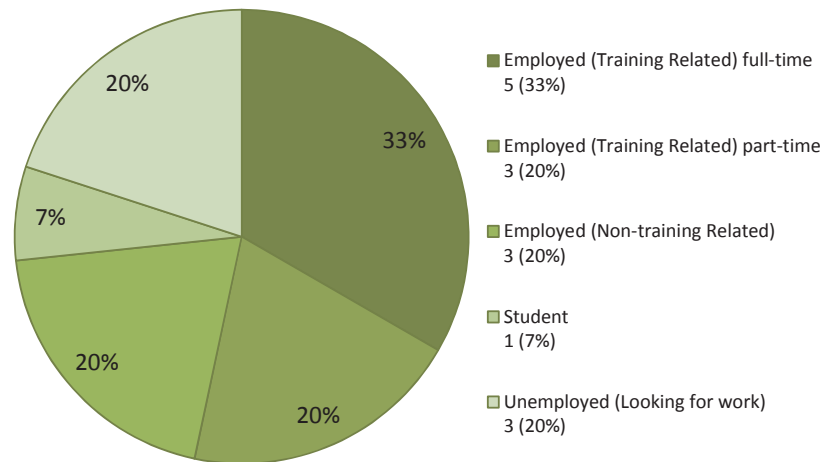
## EMPLOYMENT STATISTICS:

### Occupations

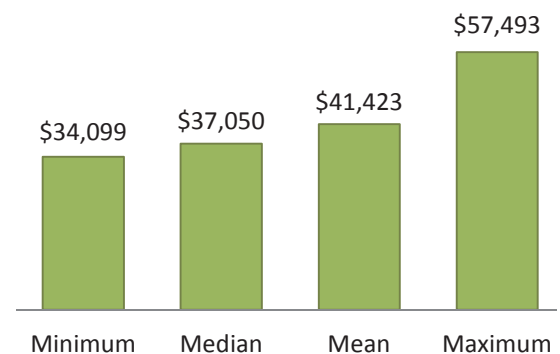
(full or part-time training related employment)

Addiction Counsellor  
Counsellor  
Crisis Response Worker  
Crisis Worker  
Educational Advisor  
Part-time Permanent Key Worker  
Residential Care Worker  
Support Worker with Youth  
and Foster Families

### Current Activity of Respondents



### Salary (full-time training related employment)



### Benefit to Employment:

(training related employment/self-employment)

Made an upward move	62%
Made a parallel move	13%
Maintained current position	25%

Received an increase in pay	50%
-----------------------------	-----

### Number of Years to Complete Program:

Years	Number	Percentage
Less than 1	11	73%
1 - 2	4	27%

# Applied Counselling

## Continuing Education Part-time Program

This part-time program provides basic counselling skills for use in working with children, adolescents and families. Skills in cross cultural counselling are developed, and legal/ethical issues studied.

**Survey Response Rate: 67%**

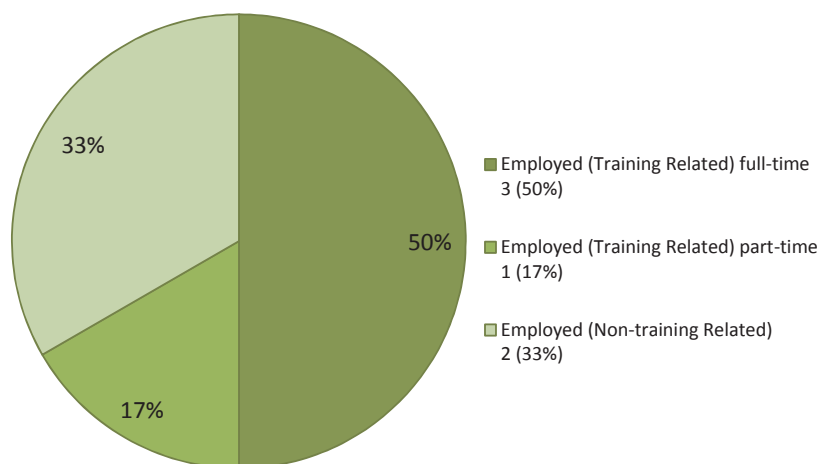
*Note: This program is no longer being offered.*

### Satisfaction:

Satisfied with education received:	100%
Recommend program to others:	100%

## EMPLOYMENT STATISTICS:

### Current Activity of Respondents

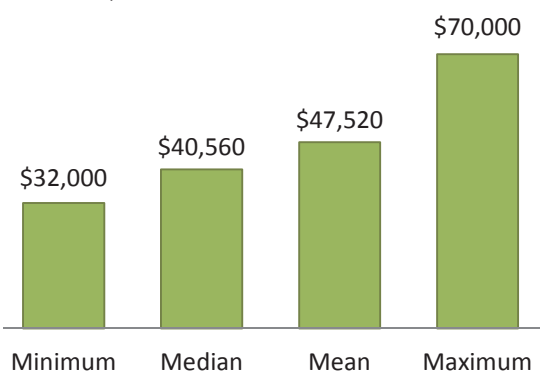


### Occupations

(full or part-time training related employment)

Correctional Officer  
Support Worker  
Transition Services Coordinator

### Salary (full-time training related employment)



### Number of Years to Complete Program:

Years	Number	Percentage
1 - 2	1	17%
Over 4	5	83%

### Benefit to Employment:

(training related employment/self-employment)

Made an upward move	50%
Maintained current position	50%
Received an increase in pay	50%

# Building Construction Technician

## Continuing Education Part-time Program

### Satisfaction:

Satisfied with education received:	78%
Recommend program to others:	89%

This part-time program provides students with the methods, techniques and supervisory skills required to succeed as a construction supervisor. Graduates have career options such as: Building Construction Technician, Building Construction Manager, or Building Construction Supervisor. **Survey Response Rate: 90%**

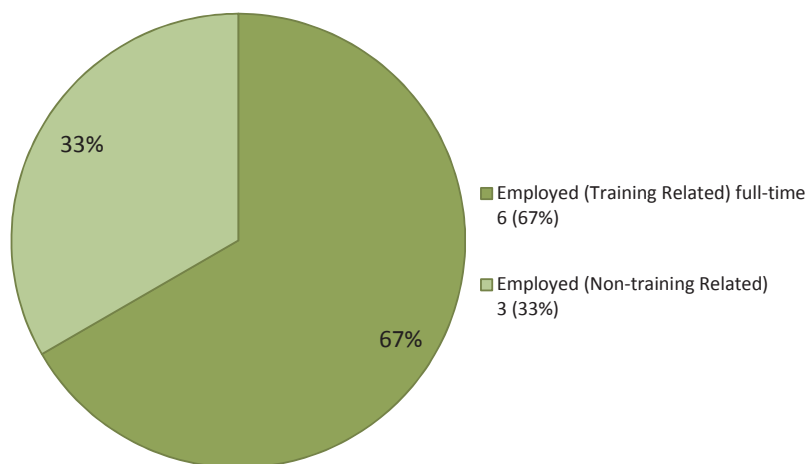
## EMPLOYMENT STATISTICS:

### Occupations

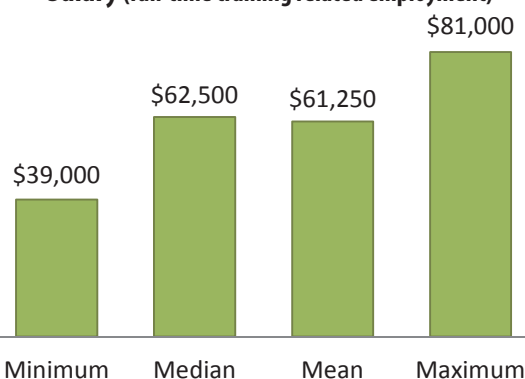
(full or part-time training related employment)

Administrative Assistant  
Cost Estimator  
Design Assistant  
Project Design, Drafting and  
Estimating for Residential Buildings  
Project Manager

### Current Activity of Respondents



### Salary (full-time training related employment)



### Benefit to Employment:

(training related employment/self-employment)

Made an upward move	33%
Made a parallel move	33%
Maintained current position	33%
Received an increase in pay	67%

### Number of Years to Complete Program:

Years	Number	Percentage
Less than 1	2	22%
1 - 2	5	56%
2 - 3	2	22%

# Business Administration - Administration

## Continuing Education Part-time Program

Business Administration provides students with a broad business foundation during the first year of studies.

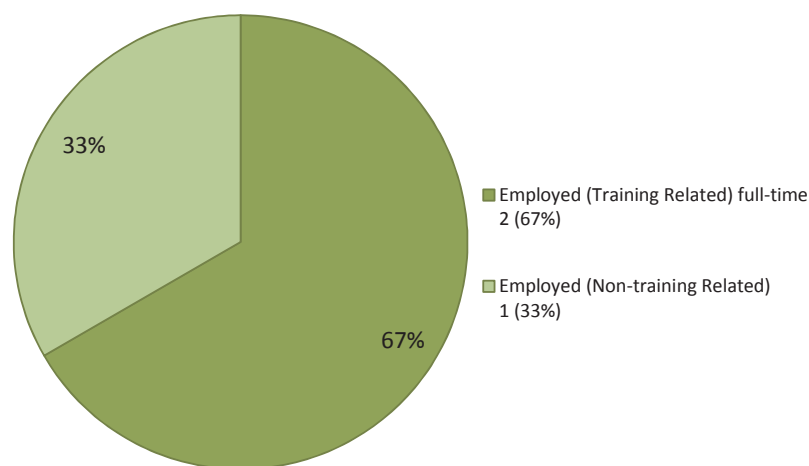
Accounting, Administration, and Marketing majors can be completed on a part-time basis through Continuing Education. **Survey Response Rate: 50%**

### Satisfaction:

Satisfied with education received:	100%
Recommend program to others:	100%

## EMPLOYMENT STATISTICS:

### Current Activity of Respondents

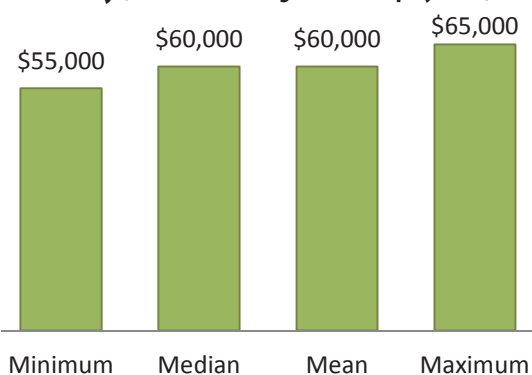


### Occupations

(full or part-time training related employment)

Accounts Receivable Representative  
Service Manager

### Salary (full-time training related employment)



### Number of Years to Complete Program:

Years	Number	Percentage
1 - 2	2	67%
2 - 3	1	33%

### Benefit to Employment:

(training related employment/self-employment)

Made an upward move	100%
Received an increase in pay	50%

# Business Analyst

## Continuing Education Part-time Program

### Satisfaction:

Satisfied with education received:	100%
Recommend program to others:	100%

Students acquire the knowledge and skills to analyze and validate business requirements and to determine how to recommend real solutions to enterprise problems. Graduates of the program have acquired a range of essential skills, including effective communication, analysis and design, research techniques, project management, training implementation, plus evaluation processes and techniques. **Survey Response Rate: 58%**

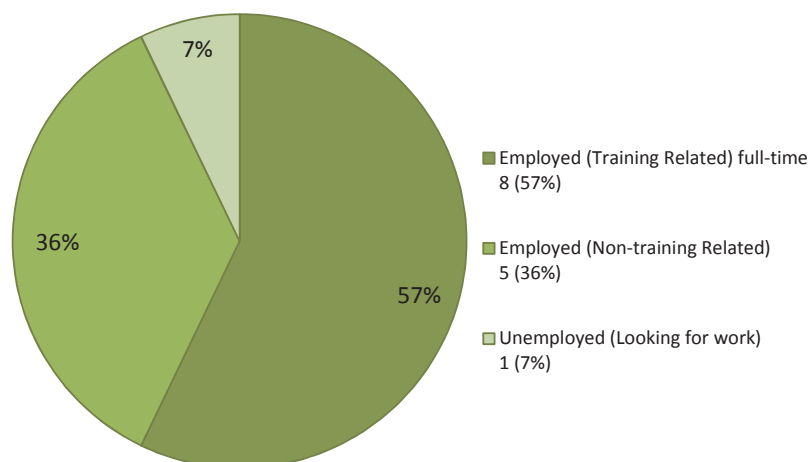
## EMPLOYMENT STATISTICS:

### Occupations

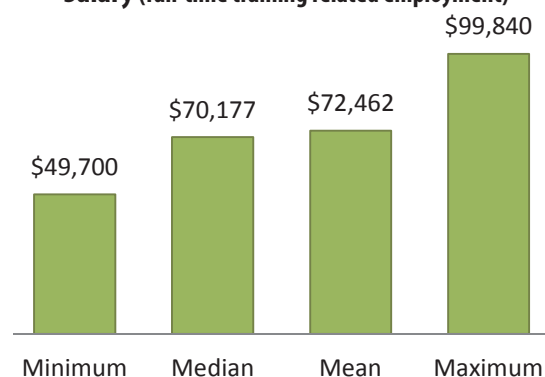
(full or part-time training related employment)

Business Analyst  
Business Analyst Applications  
Business Systems Analyst

### Current Activity of Respondents



### Salary (full-time training related employment)



### Benefit to Employment:

(training related employment/self-employment)

Made an upward move	38%
Maintained current position	62%

Received an increase in pay	50%
-----------------------------	-----

### Number of Years to Complete Program:

Years	Number	Percentage
1 - 2	1	7%
2 - 3	8	57%
3 - 4	2	14%
Over 4	3	21%



# Business and Administrative Studies

## Continuing Education Part-time Program

Students develop a broad understanding of management and administrative functions in business, industry and not-for-profit organizations. This program prepares students for a variety of careers in business and management and expands their knowledge base and develops fundamental skills needed for supervising, communicating and managing.

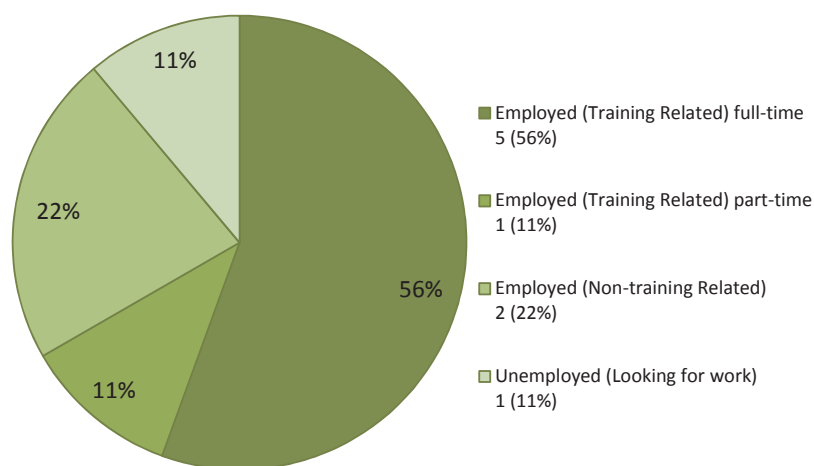
**Survey Response Rate: 45%**

### Satisfaction:

Satisfied with education received:	89%
Recommend program to others:	89%

## EMPLOYMENT STATISTICS:

### Current Activity of Respondents

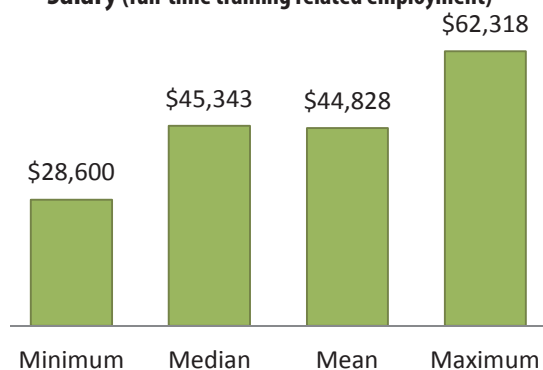


### Occupations

(full or part-time training related employment)

Administrative Assistant  
Administrative Representative  
Assistant to VP  
Executive Assistant  
Finance Coordinator  
Training and Document Management Analyst

### Salary (full-time training related employment)



### Number of Years to Complete Program:

Years	Number	Percentage
1 - 2	5	56%
2 - 3	2	22%
Over 4	2	22%

### Benefit to Employment:

(training related employment/self-employment)

Made an upward move	33%
Made a parallel move	17%
Maintained current position	50%
Received an increase in pay	17%

# Cisco Networks CCNA

## Continuing Education Part-time Program

### Satisfaction:

Satisfied with education received:	86%
Recommend program to others:	86%

Students learn how to design, build and maintain small- to medium-sized networks. This program provides the theoretical foundation from industry qualified instructors, then students learn to apply their knowledge and skills using Cisco® technologies.

This accredited program prepares students for the Certified Cisco® Network Associate (CCNA) examination. **Survey Response Rate: 54%**

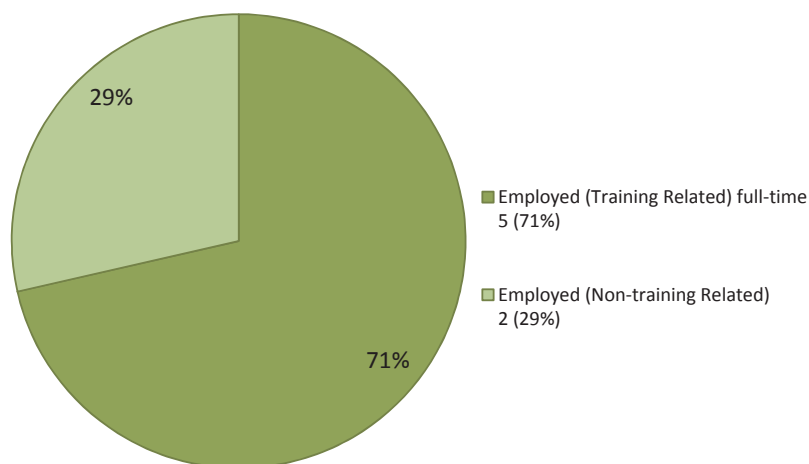
## EMPLOYMENT STATISTICS:

### Occupations

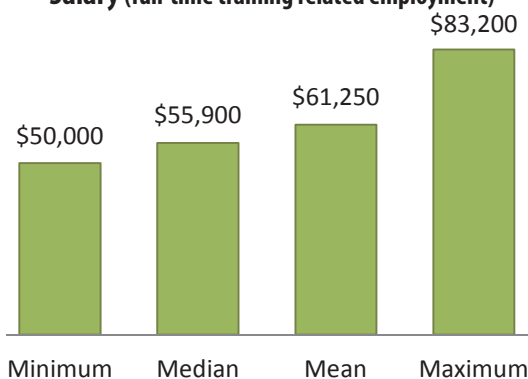
(full or part-time training related employment)

IT Systems Admin  
Network Support Analyst  
Retail Technology Technician  
Support Technician

### Current Activity of Respondents



### Salary (full-time training related employment)



### Benefit to Employment:

(training related employment/self-employment)

Made an upward move	40%
Maintained current position	60%
Received an increase in pay	60%

### Number of Years to Complete Program:

Years	Number	Percentage
Less than 1	1	14%
1 - 2	6	86%

# Computer and Network Support

## Continuing Education Part-time Program

This program provides the skills needed to succeed as a computer and network support specialist by enhancing students' knowledge of computer hardware, networks, servers, and operating systems.

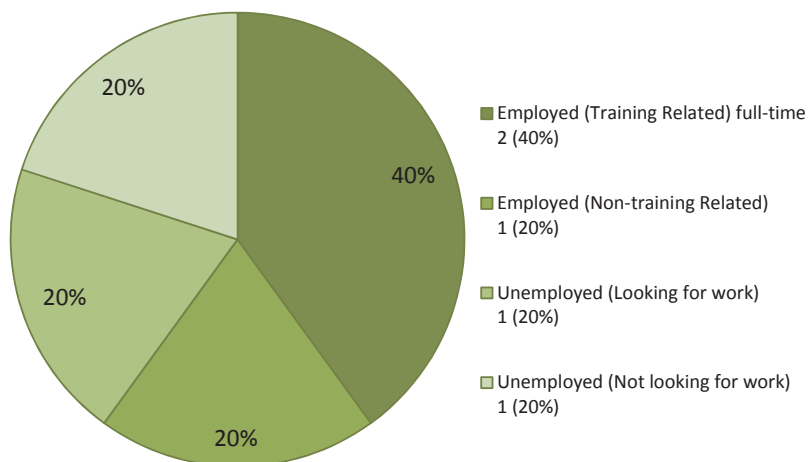
Students learn how to set up, maintain, manage and troubleshoot computer systems using industry standards. **Survey Response Rate: 83%**

### Satisfaction:

Satisfied with education received:	80%
Recommend program to others:	80%

## EMPLOYMENT STATISTICS:

### Current Activity of Respondents

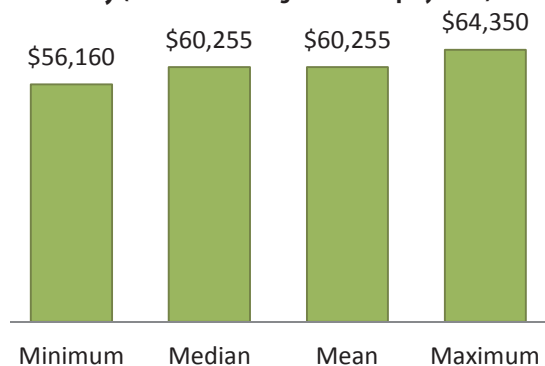


### Occupations

(full or part-time training related employment)

Business Analyst  
Senior I.T. Administrator

### Salary (full-time training related employment)



### Number of Years to Complete Program:

Years	Number	Percentage
No Response	1	20%
1 - 2	2	40%
2 - 3	1	20%
3 - 4	1	20%

### Benefit to Employment:

(training related employment/self-employment)

Maintained current position	100%
-----------------------------	------

# Drafting / CAD

## Continuing Education Part-time Program

### Satisfaction:

Satisfied with education received:	83%
Recommend program to others:	100%

This program provides the skills needed to complete manual or computer generated plans and drawings for residential and commercial construction projects. Students study building materials, drafting fundamentals, AutoCAD and more.

**Survey Response Rate: 67%**

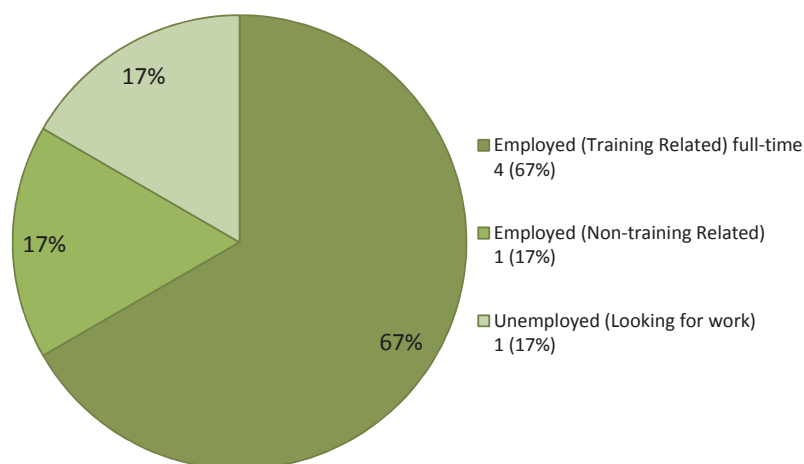
## EMPLOYMENT STATISTICS:

### Occupations

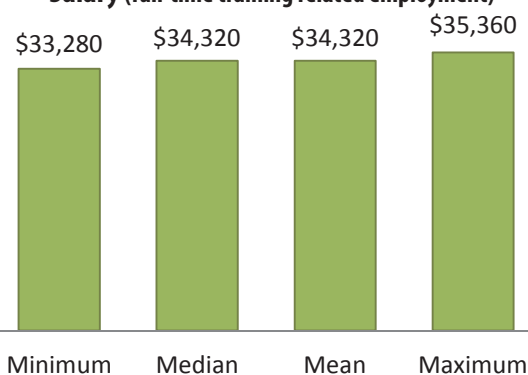
(full or part-time training related employment)

Architectural Technician  
AutoCAD Operator  
Engineering Aide  
Production Manager

### Current Activity of Respondents



### Salary (full-time training related employment)



### Benefit to Employment:

(training related employment/self-employment)

Made an upward move	100%
Received an increase in pay	100%

### Number of Years to Complete Program:

Years	Number	Percentage
1 - 2	4	67%
2 - 3	2	33%

# Educational Assistant Certificate

## Continuing Education Full-time Program

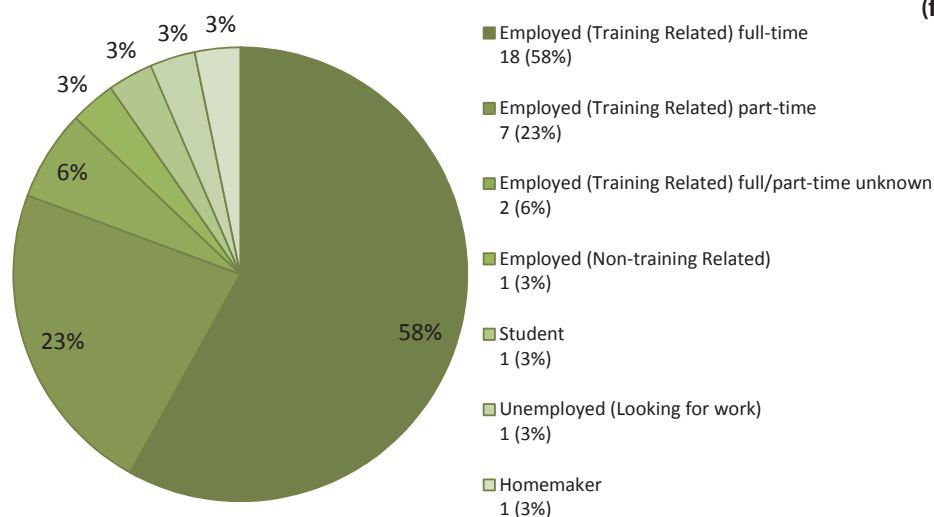
Graduates of this program are prepared for a career working with students in an educational setting to support the work of the teachers and clinicians. Educational Assistant graduates may find a range of entry-level employment opportunities in educational settings. **Survey Response Rate: 51%**

### Satisfaction:

Satisfied with education received:	84%
Recommend program to others:	87%

## EMPLOYMENT STATISTICS:

### Current Activity of Respondents

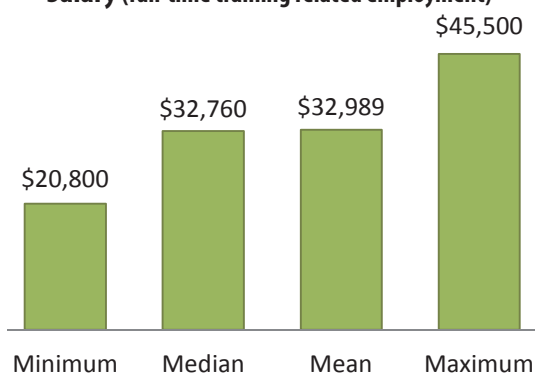


### Occupations

(full or part-time training related employment)

Child Care Assistant  
Educational Assistant  
Educational Assistant Substitute  
Educational Assistant/Developmental Services Instructor  
Inclusion Support Worker  
Inclusion Worker  
Integration Worker  
Special Needs Educational Assistant  
Substitute Educational Assistant

### Salary (full-time training related employment)



### Number of Years to Complete Program:

Years	Number	Percentage
Less than 1	28	90%
1 - 2	3	10%

### Benefit to Employment:

(training related employment/self-employment)

No Response	11%
Made an upward move	67%
Made a parallel move	7%
Maintained current position	15%

Received an increase in pay	48%
-----------------------------	-----

# Graphic Communications

## Continuing Education Part-time Program

### Satisfaction:

Satisfied with education received:	100%
Recommend program to others:	100%

This program provides the fundamental skills for success in the field of graphic design. Students discover the latest trends and techniques in the graphic design industry and practice basic design application, composition, drawing and illustration. **Survey Response Rate: 60%**

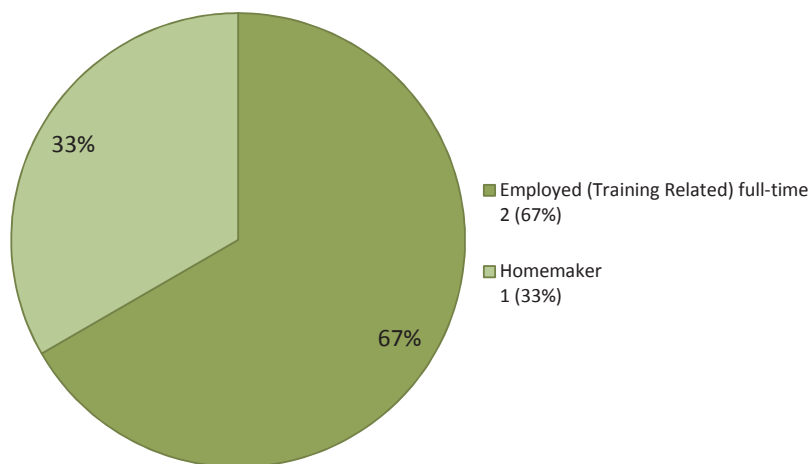
## EMPLOYMENT STATISTICS:

### Occupations

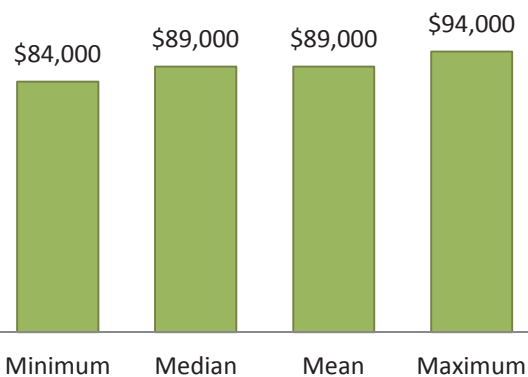
(full or part-time training related employment)

Graphics Communications Teacher  
High School Teacher

### Current Activity of Respondents



### Salary (full-time training related employment)



### Benefit to Employment:

(training related employment/self-employment)

Made an upward move	100%
Received an increase in pay	100%

### Number of Years to Complete Program:

Years	Number	Percentage
2 - 3	2	67%
3 - 4	1	33%

# Health Care Aide

## Continuing Education Part-time Program

This program provides students with the knowledge and skills to become a health care worker who, under supervision, assists clients in hospitals, personal care homes, long-term care facilities or home care settings to meet their physical, emotional and social needs.

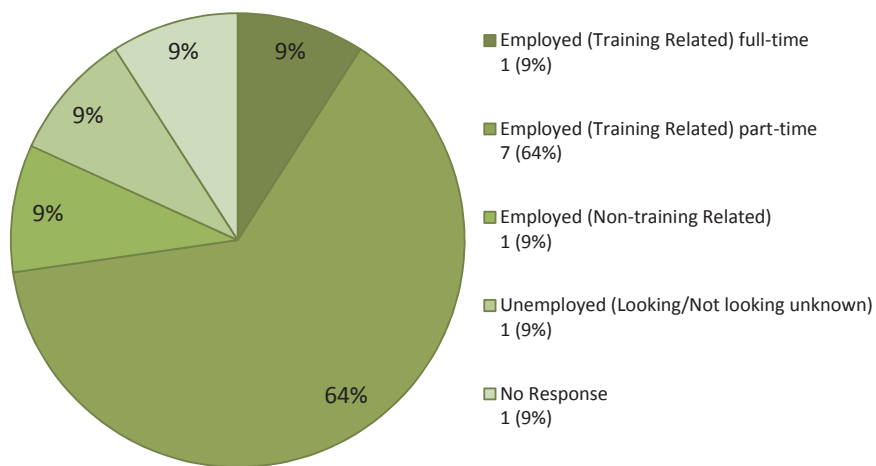
**Survey Response Rate: 50%**

### Satisfaction:

Satisfied with education received:	82%
Recommend program to others:	73%

## EMPLOYMENT STATISTICS:

### Current Activity of Respondents



### Occupations

(full or part-time training related employment)

.6 EFT Health Care Aide  
HCA  
Health Care Aide  
Health Care Aide/Aide Clerk  
Support Worker

### Salary (full-time training related employment)

There are no salaries to be reported

### Number of Years to Complete Program:

Years	Number	Percentage
Less than 1	3	27%
1 - 2	6	55%
2 - 3	2	18%

### Benefit to Employment:

(training related employment/self-employment)

Made an upward move	50%
Maintained current position	50%
Received an increase in pay	75%



# Health Care Aide/Health Unit Clerk

## Corporate Solutions Full-time Program

### Satisfaction:

Satisfied with education received:	100%
Recommend program to others:	100%

This program prepares students to work as part of a health care team. Students develop the knowledge and skills required to function as a health care aide or unit clerk in a health facility. \*This is a Contract program.  
**Survey Response Rate: 53%**

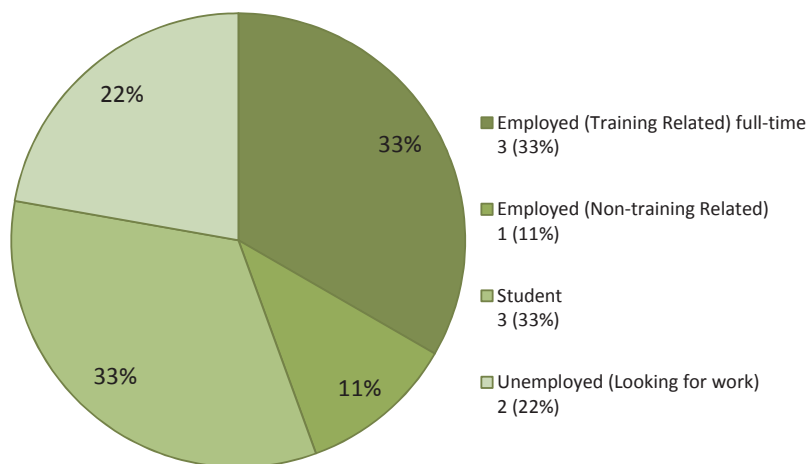
## EMPLOYMENT STATISTICS:

### Occupations

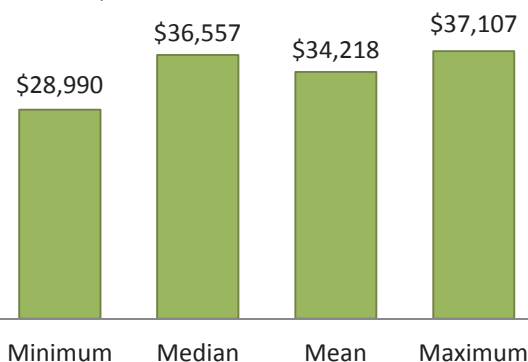
(full or part-time training related employment)

Home Care  
Nursing Assistant

### Current Activity of Respondents



### Salary (full-time training related employment)



### Benefit to Employment:

(training related employment/self-employment)

Made an upward move	33%
Maintained current position	67%
Received an increase in pay	67%

### Number of Years to Complete Program:

Years	Number	Percentage
Less than 1	9	100%

# Health Services Leadership & Management

## Continuing Education Part-time Program

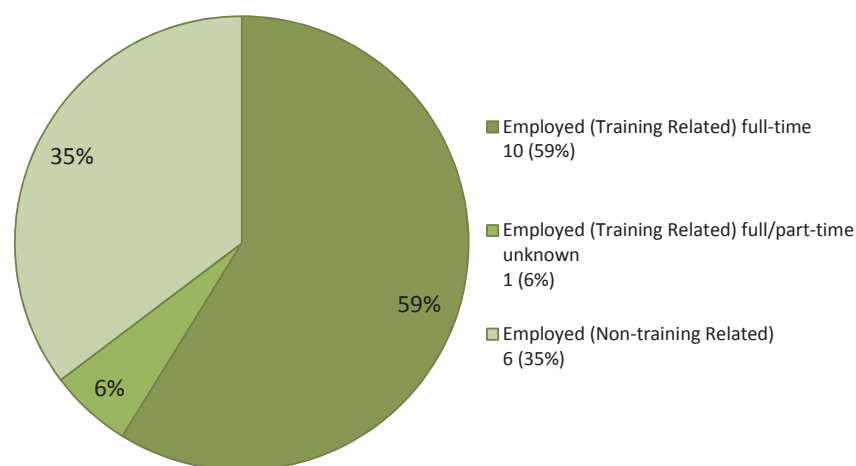
This program is intended for individuals who are employed in health services and who want to develop their leadership and management skills. It was developed in collaboration with the Manitoba Chapter of the Canadian College of Health Leaders (CCHL) and is based on the CCHL's Certified Health Executive competencies. **Survey Response Rate: 71%**

### Satisfaction:

Satisfied with education received:	100%
Recommend program to others:	94%

## EMPLOYMENT STATISTICS:

### Current Activity of Respondents

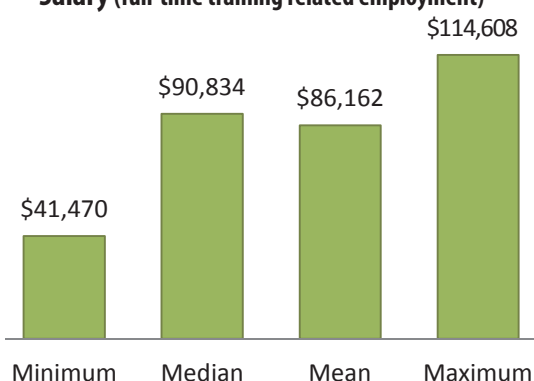


### Occupations

(full or part-time training related employment)

Behavioural Health Manager  
Clinic Coordinator  
Laboratory Supervisor  
Manager In Healthcare  
Nursing Supervisor  
Program Director  
Program Manager  
Quality Manager  
Resource Coordinator  
Staff Nurse  
Supervisor Management of Diagnostic  
Reception Transcription

### Salary (full-time training related employment)



### Number of Years to Complete Program:

Years	Number	Percentage
2 - 3	10	59%
3 - 4	6	35%
Over 4	1	6%

### Benefit to Employment:

(training related employment/self-employment)

Made an upward move	45%
Made a parallel move	9%
Maintained current position	45%
Received an increase in pay	36%

# Health Unit Clerk

## Continuing Education Full-time Program

### Satisfaction:

Satisfied with education received:	100%
Recommend program to others:	82%

Students of this full-time program acquire the knowledge, and skills required to function as part of the health care team. They learn the roles and responsibilities of a Health Unit Clerk including maintaining patient and unit records, processing physician orders, diagnostic and laboratory orders and managing unit supplies.

**Survey Response Rate: 55%**

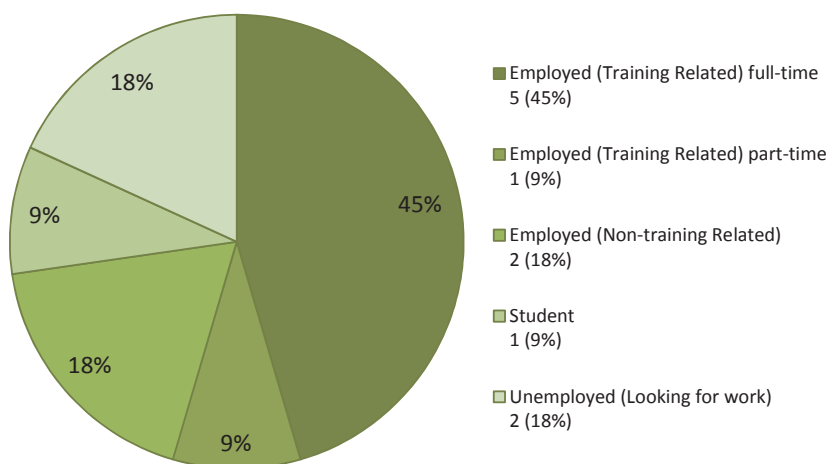
## EMPLOYMENT STATISTICS:

### Occupations

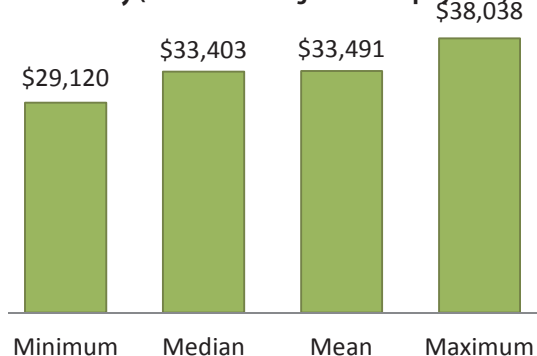
(full or part-time training related employment)

Communications Clerk  
Medical Receptionist  
Unit Clerk  
Ward Clerk

### Current Activity of Respondents



### Salary (full-time training related employment)



### Benefit to Employment:

(training related employment/self-employment)

Made an upward move	67%
Maintained current position	33%
Received an increase in pay	83%

### Number of Years to Complete Program:

Years	Number	Percentage
Less than 1	11	100%

# Human Resource Management

## Continuing Education Part-time Program

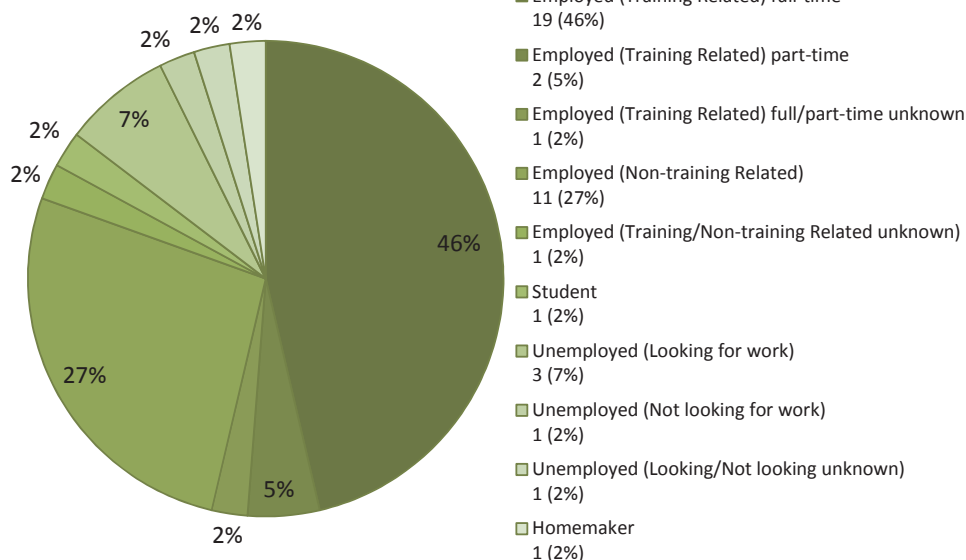
Students learn the fundamental components of an HR program, including staffing, recruitment, selection, compensation, training and development. This program provides an educational foundation for professional HRM designations, such as the Certified Human Resource Professionals and International Personnel Management Association of Canada certifications. **Survey Response Rate: 55%**

### Satisfaction:

Satisfied with education received:	95%
Recommend program to others:	90%

## EMPLOYMENT STATISTICS:

### Current Activity of Respondents

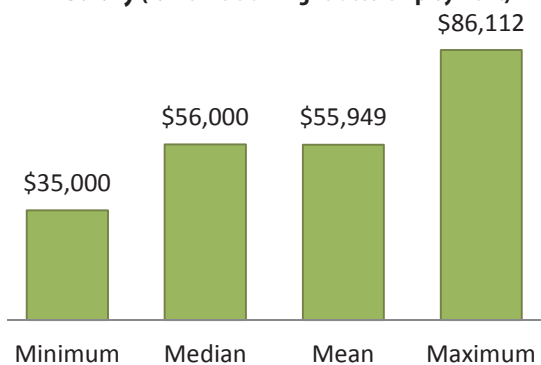


### Occupations

(full or part-time training related employment)

Admin Assistant  
Administrative Coordinator  
Benefits Specialist  
Central Monitoring Station Supervisor  
HR Manager  
Human Resource Administrator  
Human Resource Coordinator  
Human Resource Management  
Human Resources Assistant  
Supervisor - Investment/Financial Planning  
Instructor  
Office Admin  
Payroll/Human Resources  
Recruitment Coordinator  
Resource Coordinator  
Scheduling Supervisor/  
Health and Safety Trainer  
School Administrator  
Staff Scheduler  
Training Specialist  
Transit Supervisor

### Salary (full-time training related employment)



### Number of Years to Complete Program:

Years	Number	Percentage
No Response	3	7%
Less than 1	1	2%
1 - 2	13	32%
2 - 3	11	27%
3 - 4	6	15%
Over 4	7	17%

### Benefit to Employment:

(training related employment/self-employment)

Made an upward move	64%
Made a parallel move	9%
Maintained current position	27%
Received an increase in pay	73%

# Industrial Electrical Maintenance

## Continuing Education Part-time Program

### Satisfaction:

Satisfied with education received:	100%
Recommend program to others:	67%

Students in this program acquire the knowledge and skills for electrical theory and practical applications. Graduates have learned how to maintain and troubleshoot control equipment used in manufacturing processes safely and effectively to improve productivity and performance. **Survey Response Rate: 33%**

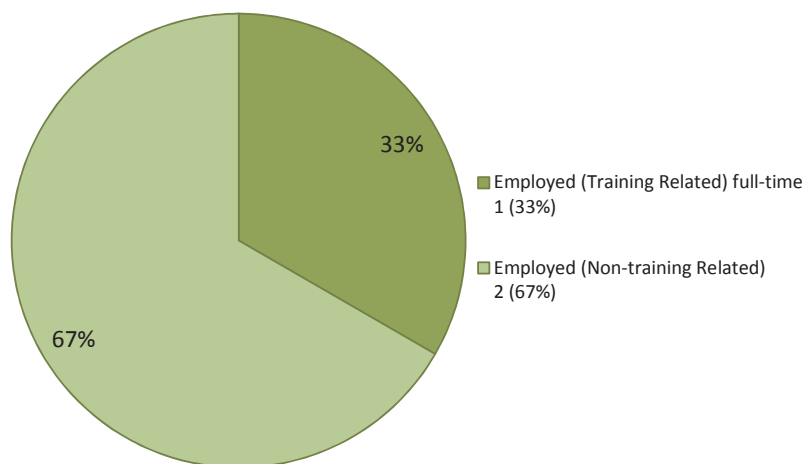
## EMPLOYMENT STATISTICS:

### Occupations

(full or part-time training related employment)

Electrical Tester

### Current Activity of Respondents



### Salary (full-time training related employment)

There are no salaries to be reported

### Benefit to Employment:

(training related employment/self-employment)

Made a parallel move	100%
----------------------	------

### Number of Years to Complete Program:

Years	Number	Percentage
Less than 1	1	33%
1 - 2	2	67%

# Industrial Supervision

## Continuing Education Part-time Program

This program focuses on the principles of organizational management to prepare students for a leadership role in an industrial setting.

It is designed to improve students' business, technical and interpersonal communications skills.

**Survey Response Rate:** 75%

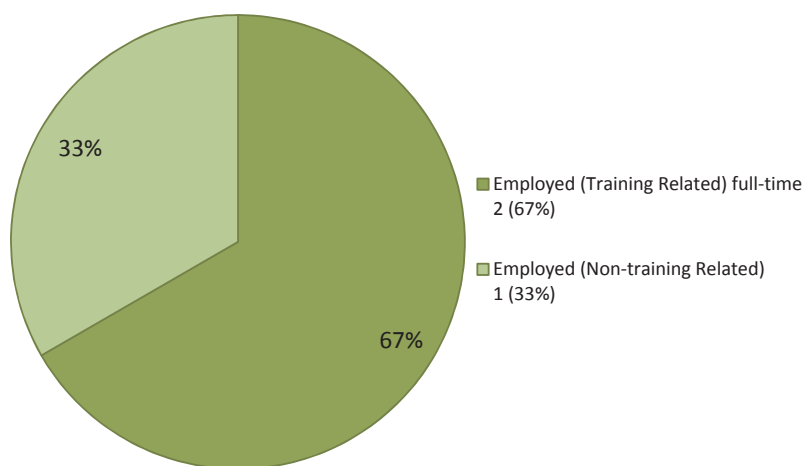
### Satisfaction:

Satisfied with education received: 100%

Recommend program to others: 100%

## EMPLOYMENT STATISTICS:

### Current Activity of Respondents



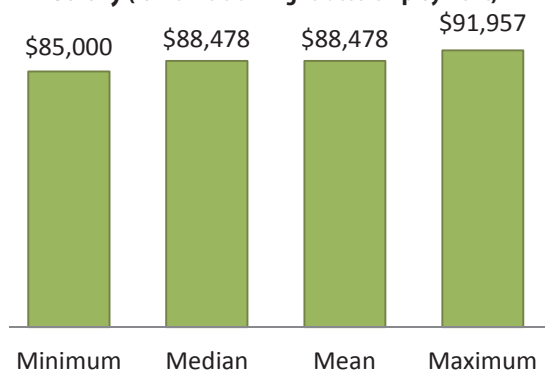
### Occupations

(full or part-time training related employment)

Mechanic

Mechanical Supervision

### Salary (full-time training related employment)



### Number of Years to Complete Program:

Years	Number	Percentage
1 - 2	1	33%
2 - 3	2	67%

### Benefit to Employment:

(training related employment/self-employment)

Maintained current position	100%
-----------------------------	------

# Justice and Public Safety

## Continuing Education Part-time Program

### Satisfaction:

Satisfied with education received:	83%
Recommend program to others:	83%

This program provides students with the knowledge base required for a successful career in the criminal justice system. The program explores a wide range of issues including Aboriginal cultures, treatment and intervention strategies, plus policing in the 21st century.  
**Survey Response Rate: 75%**

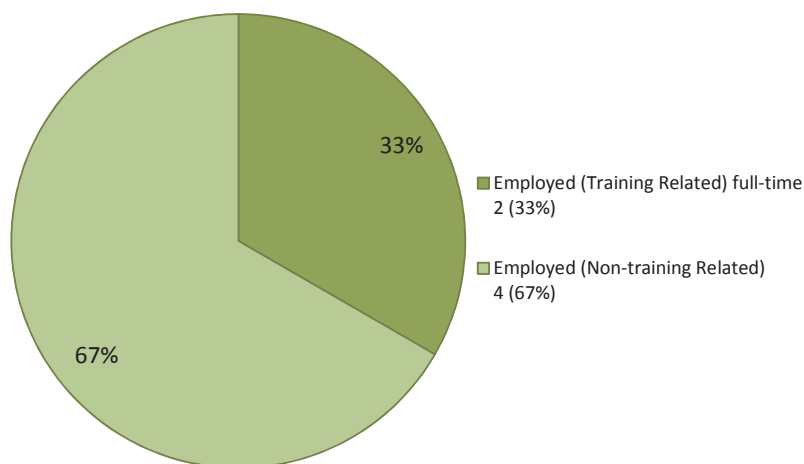
## EMPLOYMENT STATISTICS:

### Occupations

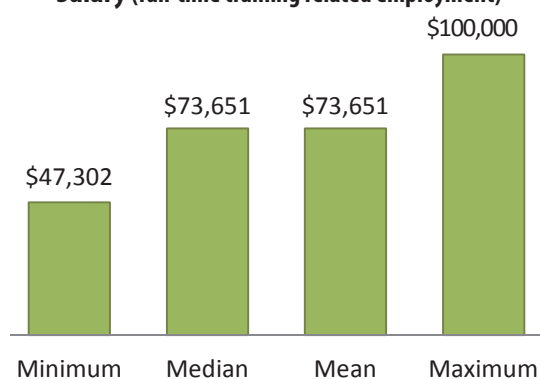
(full or part-time training related employment)

Correctional Officer  
 Police Officer

### Current Activity of Respondents



### Salary (full-time training related employment)



### Benefit to Employment:

(training related employment/self-employment)

Made an upward move	50%
Maintained current position	50%
Received an increase in pay	50%

### Number of Years to Complete Program:

Years	Number	Percentage
2 - 3	4	67%
3 - 4	1	17%
Over 4	1	17%



# Legal Assistant

## Continuing Education Full-time Program

This program prepares students to succeed in a supporting role as part of a law firm or legal department. Students learn to prepare legal documentation for real estate, civil litigation, wills and estates, domestic and family law, business, and appeals.

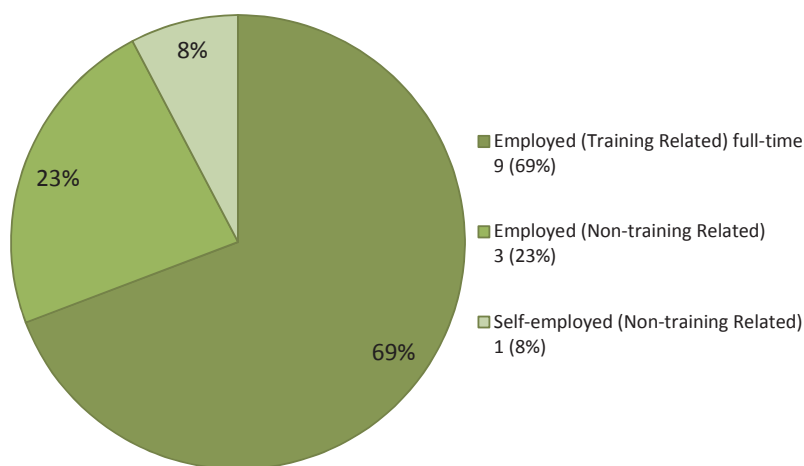
**Survey Response Rate: 68%**

### Satisfaction:

Satisfied with education received:	69%
Recommend program to others:	61%

## EMPLOYMENT STATISTICS:

### Current Activity of Respondents

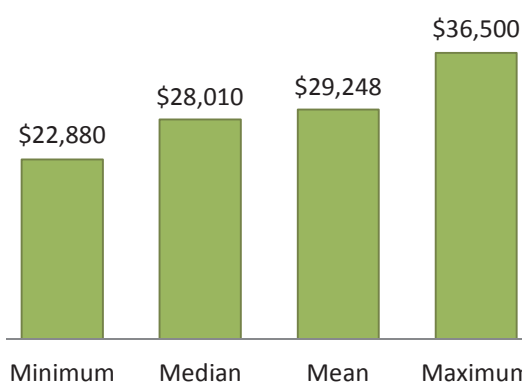


### Occupations

(full or part-time training related employment)

Legal Assistant  
Legal Secretary  
Managers Assistant

### Salary (full-time training related employment)



### Number of Years to Complete Program:

Years	Number	Percentage
Less than 1	10	77%
1 - 2	3	23%

### Benefit to Employment:

(training related employment/self-employment)

No Response	11%
Made an upward move	56%
Made a parallel move	11%
Maintained current position	22%

Received an increase in pay	56%
-----------------------------	-----

# Library & Information Technology

## Continuing Education Part-time Program

### Satisfaction:

Satisfied with education received:	100%
Recommend program to others:	100%

Students obtain the public service and technical skills required to become a productive employee in a library and related environments. Students learn the fundamentals of both manual and automated systems for acquiring, organizing and disseminating information in a variety of formats. **Survey Response Rate: 75%**

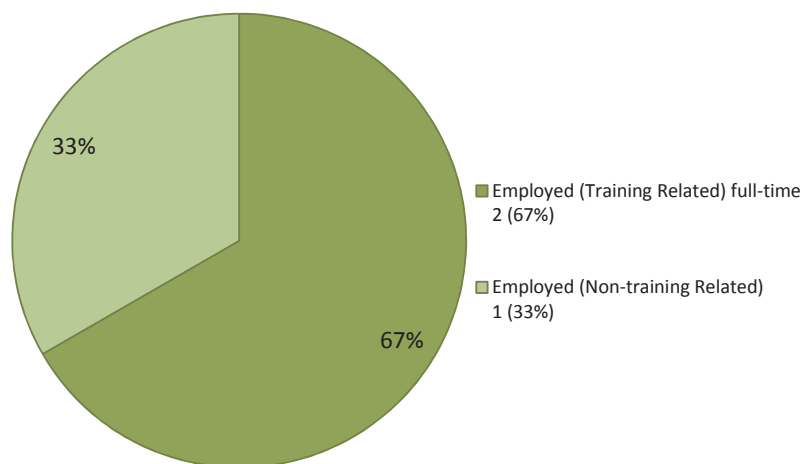
## EMPLOYMENT STATISTICS:

### Occupations

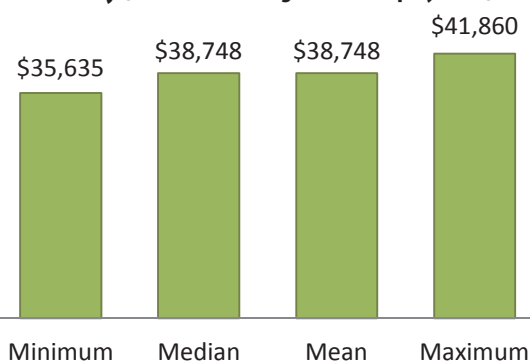
(full or part-time training related employment)

Library Technician

### Current Activity of Respondents



### Salary (full-time training related employment)



### Benefit to Employment:

(training related employment/self-employment)

Made an upward move	100%
Received an increase in pay	100%

### Number of Years to Complete Program:

Years	Number	Percentage
No Response	1	33%
Over 4	2	67%

# Management Development

## Continuing Education Part-time Program

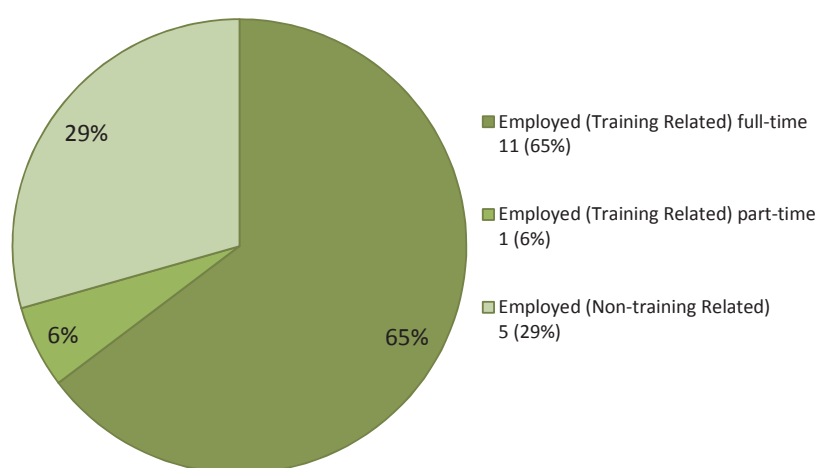
This program covers a wide range of management-related disciplines including communications, leadership, organizational behaviour and ethics. Graduates will have the training to be employed in management positions. Opportunities also exist in fields such as human resources, product management, and in the public and private sectors. **Survey Response Rate: 52%**

### Satisfaction:

Satisfied with education received:	94%
Recommend program to others:	94%

## EMPLOYMENT STATISTICS:

### Current Activity of Respondents

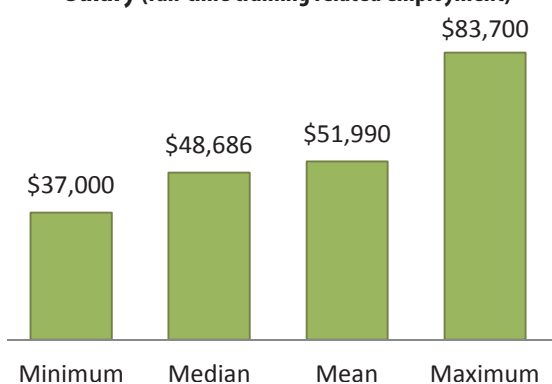


### Occupations

(full or part-time training related employment)

Accounting Manager  
Admin & HR Assistant  
Central Monitoring Station Supervisor  
Commercial Vehicle Representative  
Department Coordinator  
Executive Assistant  
Human Resource Administrator  
Human Resource Generalist  
Program Manager  
Project Management  
Service Support Specialist  
Staff Supervisor

### Salary (full-time training related employment)



### Number of Years to Complete Program:

Years	Number	Percentage
No Response	1	6%
Less than 1	1	6%
1 - 2	6	35%
2 - 3	5	29%
3 - 4	2	12%
Over 4	2	12%

### Benefit to Employment:

(training related employment/self-employment)

No Response	8%
Made an upward move	42%
Made a parallel move	17%
Maintained current position	33%
Received an increase in pay	67%

# Medical Device Reprocessing Technician (part-time)

## Satisfaction:

Satisfied with education received:	90%
Recommend program to others:	70%

## Continuing Education Part-time Program

This part-time program provides the knowledge and technical skills required for a career as a Medical Device Reprocessing Technician (MDR). As members of the health care team, MDRs play a vital role providing support to patient care services in hospitals and clinical settings. **Survey Response Rate: 56%**

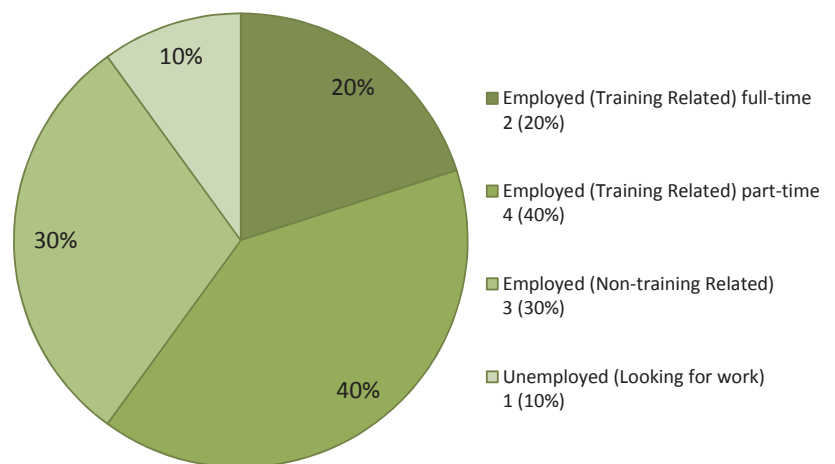
## EMPLOYMENT STATISTICS:

### Occupations

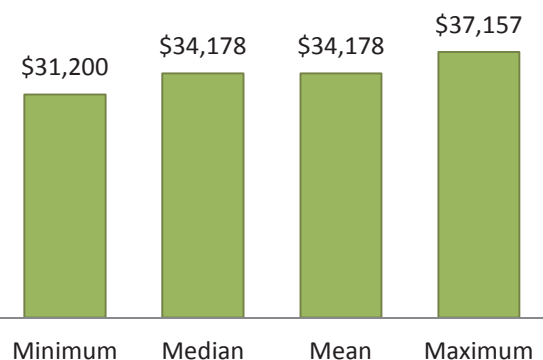
(full or part-time training related employment)

MDR Technician  
Medical Device Reprocessing Technician  
Technician 1

### Current Activity of Respondents



### Salary (full-time training related employment)



### Benefit to Employment:

(training related employment/self-employment)

No Response	17%
Made an upward move	50%
Maintained current position	33%
Received an increase in pay	50%

### Number of Years to Complete Program:

Years	Number	Percentage
Less than 1	1	10%
1 - 2	2	20%
2 - 3	7	70%

# Occupational Health & Safety

## Continuing Education Full-time Program

This full-time program addresses the role and responsibilities of an Occupational Health and Safety practitioner including risk management, hazard recognition, control, and prevention and safety management systems in the workplace.

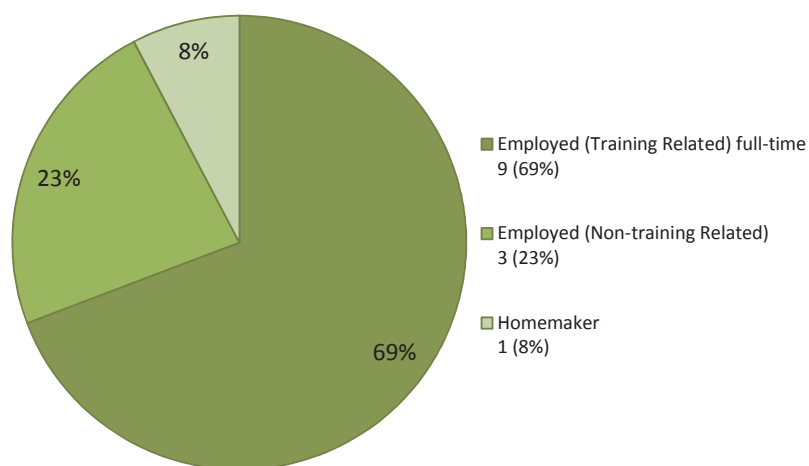
**Survey Response Rate: 59%**

### Satisfaction:

Satisfied with education received:	77%
Recommend program to others:	69%

## EMPLOYMENT STATISTICS:

### Current Activity of Respondents

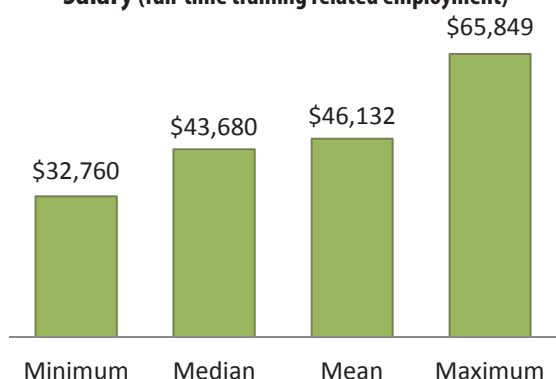


### Occupations

(full or part-time training related employment)

Environmental Health and Safety Officer  
 Health & Safety Coordinator  
 Health and Safety Specialist  
 Project Technologist  
 Occupational Health & Safety Coordinator  
 Occupational Health & Safety Presenter  
 Safety and Health Coordinator  
 Safety Advisor

### Salary (full-time training related employment)



### Number of Years to Complete Program:

Years	Number	Percentage
Less than 1	11	85%
1 - 2	2	15%

### Benefit to Employment:

(training related employment/self-employment)

Made an upward move	78%
Made a parallel move	11%
Maintained current position	11%
Received an increase in pay	89%

# Occupational Health & Safety (Part-time)

## Continuing Education Part-time Program

### Satisfaction:

Satisfied with education received:	86%
Recommend program to others:	100%

This part-time program addresses the role and responsibilities of an Occupational Health and Safety practitioner including risk management, hazard recognition, control, and prevention and safety management systems in the workplace.

**Survey Response Rate: 70%**

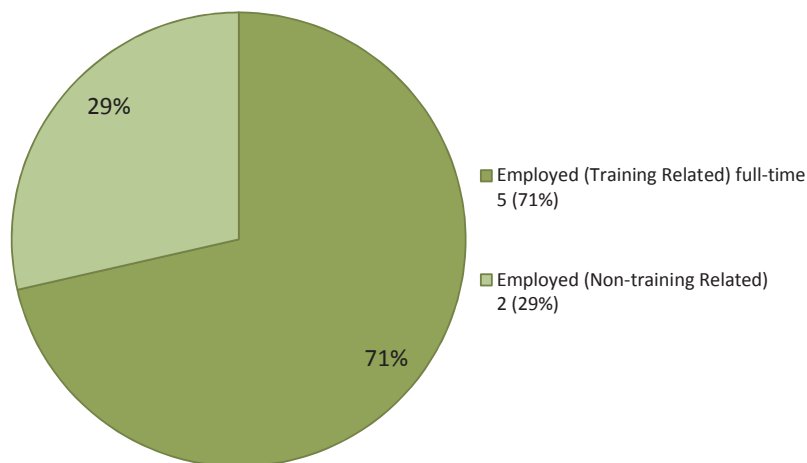
## EMPLOYMENT STATISTICS:

### Occupations

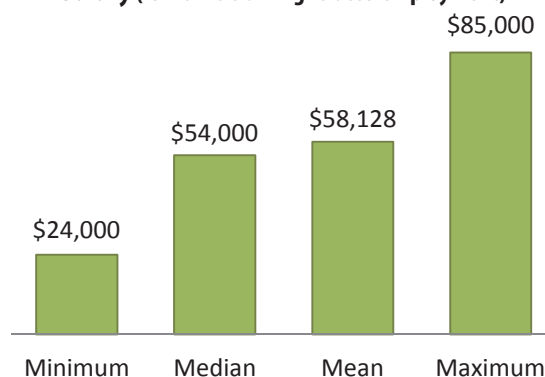
(full or part-time training related employment)

Health and Safety Coordinator/  
Office Manager  
Safety Advisor  
Safety Coordinator  
Safety Manager

### Current Activity of Respondents



### Salary (full-time training related employment)



### Benefit to Employment:

(training related employment/self-employment)

Made an upward move	80%
Maintained current position	20%

Received an increase in pay	60%
-----------------------------	-----

### Number of Years to Complete Program:

Years	Number	Percentage
1 - 2	2	29%
2 - 3	2	29%
3 - 4	2	29%
Over 4	1	14%

# Power Engineering - 5th Class

## Continuing Education Full-time Program

This program provides skills and knowledge required to become a licensed power engineer. Students learn to safely and effectively operate major equipment in commercial and industrial buildings. Graduates may find employment in industrial plants, school divisions, and corporate and private buildings.

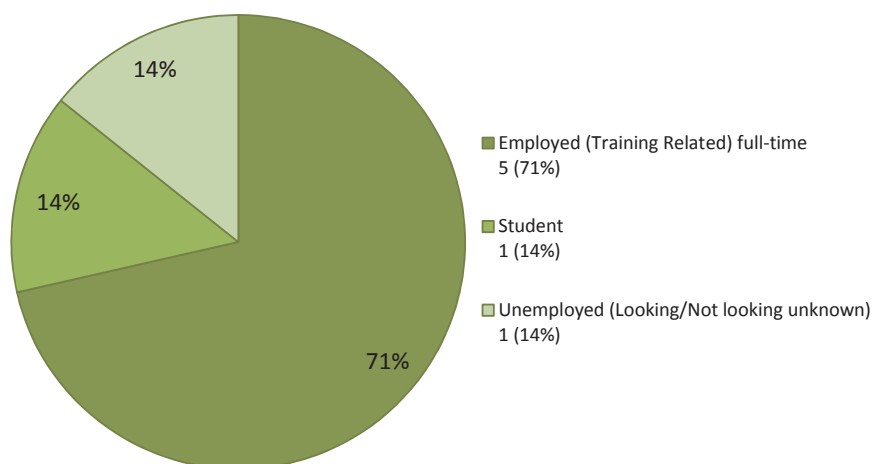
**Survey Response Rate: 70%**

### Satisfaction:

Satisfied with education received:	100%
Recommend program to others:	100%

## EMPLOYMENT STATISTICS:

### Current Activity of Respondents

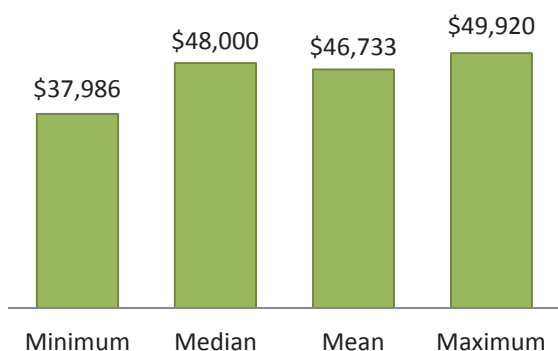


### Occupations

(full or part-time training related employment)

Assistant Caretaker  
Building Engineer  
Building Technician  
Custodian

### Salary (full-time training related employment)



### Number of Years to Complete Program:

Years	Number	Percentage
Less than 1	7	100%

### Benefit to Employment:

(training related employment/self-employment)

Made an upward move	80%
Made a parallel move	20%
Received an increase in pay	60%



# Professional Photography

## Continuing Education Full-time Program

### Satisfaction:

Satisfied with education received:	100%
Recommend program to others:	100%

Students gain the knowledge and skills required to develop technical and creative aspects of digital imaging manipulation, lighting, SLR operation, exposure, composition, printing, editing, retouching and processing, as well as foundational business skills

**Survey Response Rate: 44%**

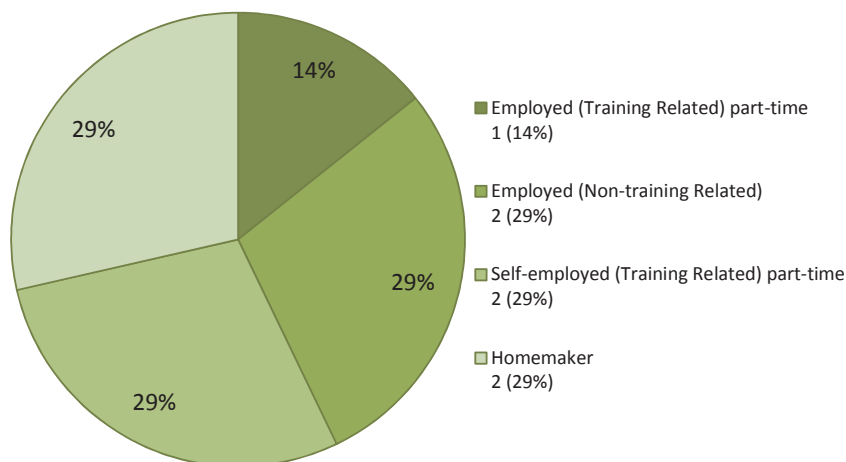
## EMPLOYMENT STATISTICS:

### Occupations

(full or part-time training related employment)

Club Photographer  
Photographer  
Professional Photographer

### Current Activity of Respondents



### Salary (full-time training related employment)

There are no salaries to be reported

### Benefit to Employment:

(training related employment/self-employment)

No Response	33%
Made an upward move	33%
Maintained current activity	33%
Received an increase in pay	67%

### Number of Years to Complete Program:

Years	Number	Percentage
Less than 1	5	71%
1 - 2	2	29%

# Project Management

## Continuing Education Part-time Program

Students develop the critical project management skills needed to effectively manage programs or projects in a variety of complex environments. This program is consistent with the Project Management Institute's (PMI) Guide to Project Management Body of Knowledge. The program also provides students with the knowledge to write PMI's professional examination.

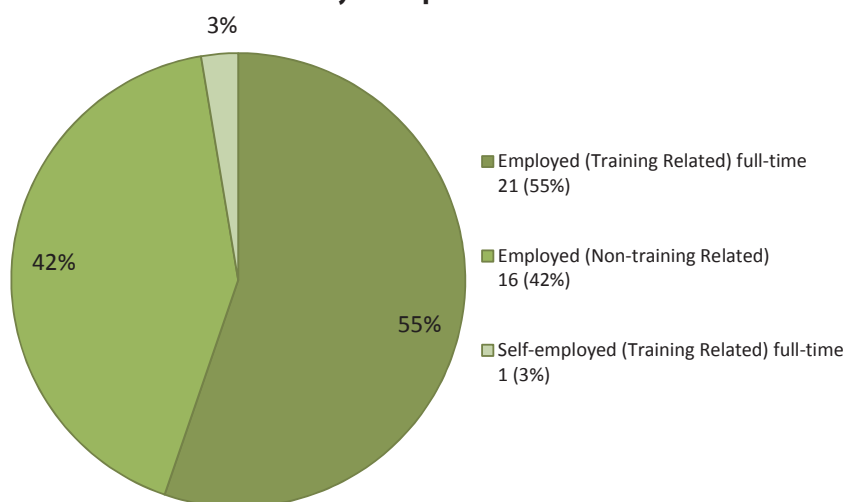
**Survey Response Rate: 78%**

### Satisfaction:

Satisfied with education received:	92%
Recommend program to others:	97%

## EMPLOYMENT STATISTICS:

### Current Activity of Respondents

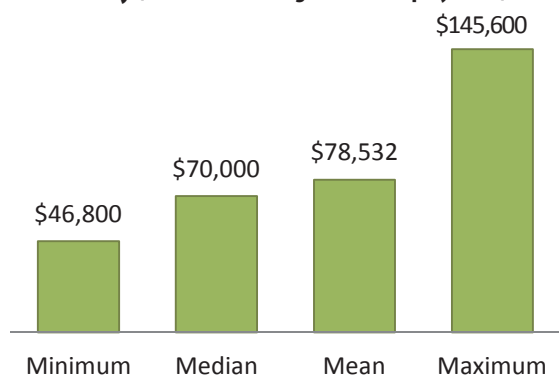


### Occupations

(full or part-time training related employment)

Business Analyst  
Case Manager  
Commissioned Sales Person  
Consulting Engineer/Project Manager  
Equipment Engineer  
Executive Director  
Insurance Manager  
IT Project Manager  
Junior Project Manager  
Procurement Analyst  
Program Manager  
Project Management Consultant for Small Business  
Project Manager  
Project Manager/Supervisor  
Project Officer  
Project Sales Person (Furniture)  
Senior Project Manager  
Site Superintendent  
Software Development Group Manager  
Statistical Analyst

### Salary (full-time training related employment)



### Number of Years to Complete Program:

Years	Number	Percentage
Less than 1	1	3%
1 - 2	11	29%
2 - 3	15	39%
3 - 4	5	13%
Over 4	6	16%

### Benefit to Employment:

(training related employment/self-employment)

Made an upward move	50%
Made a parallel move	14%
Maintained current position	36%
Received an increase in pay	41%

# Quality Systems Management & Applications

## Continuing Education Part-time Program

### Satisfaction:

Satisfied with education received:	100%
Recommend program to others:	100%

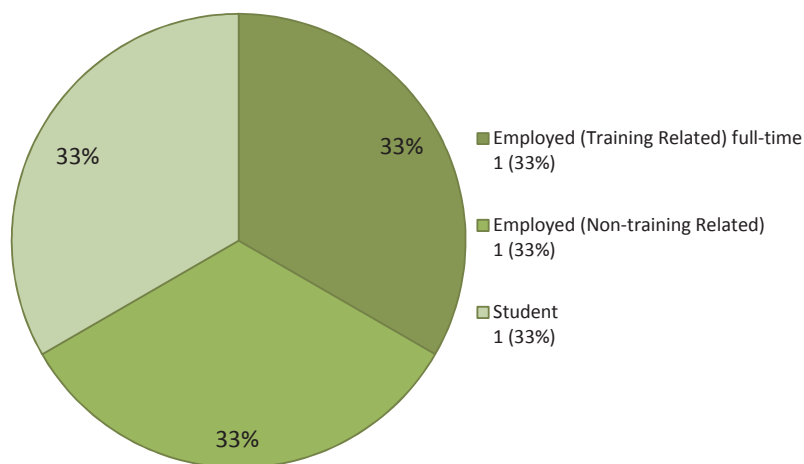
This program provides the skills needed for career as a Quality Technician or Quality Assurance Practitioner. Students obtain the know-how to contribute effectively as part of a management team working to implement and maintain an organization's quality program.  
**Survey Response Rate: 75%**

## EMPLOYMENT STATISTICS:

### Occupations

(full or part-time training related employment)  
 Production Manager

### Current Activity of Respondents



### Salary (full-time training related employment)

There are no salaries to be reported

### Benefit to Employment:

(training related employment/self-employment)

Made an upward move	100%
Received an increase in pay	100%

### Number of Years to Complete Program:

Years	Number	Percentage
1 - 2	1	33%
Over 4	2	67%

# Railway Conductor

## Continuing Education Full-time Program

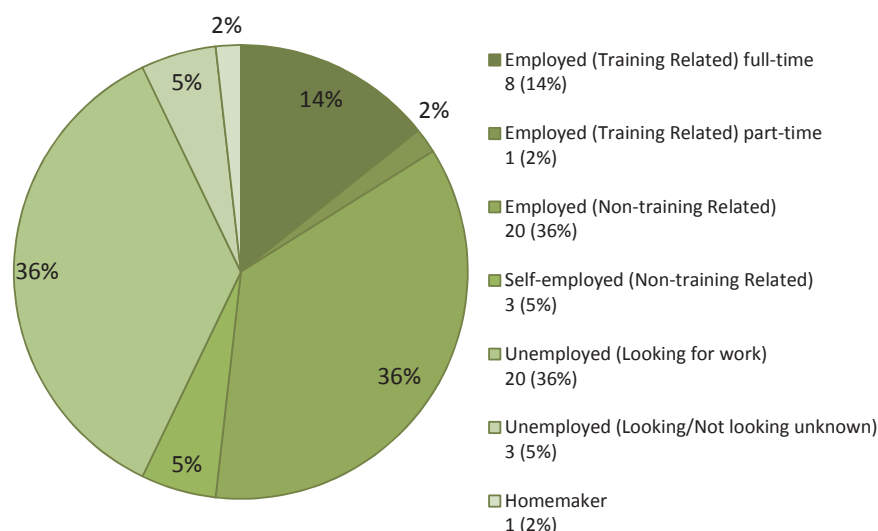
This program provides the knowledge and skills needed to work in the railway industry as a member of a train crew, in either road or yard service. It integrates knowledge in safety, business, communications and wellness with the management of trains, including switching and marshalling cars, transporting dangerous goods, performing inspections, copying authorities and keeping records – all within the context of the Canadian Rail Operating Rules and railway General Operating Instructions. **Survey Response Rate: 59%**

### Satisfaction:

Satisfied with education received:	79%
Recommend program to others:	46%

## EMPLOYMENT STATISTICS:

### Current Activity of Respondents

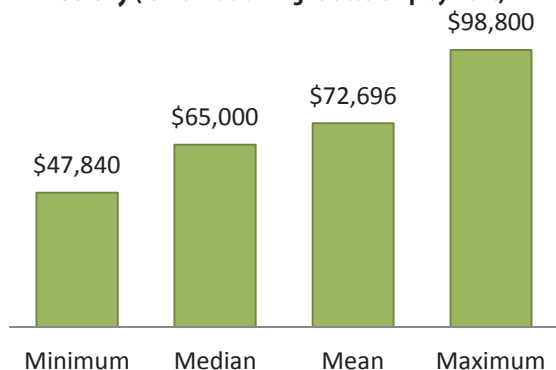


### Occupations

(full or part-time training related employment)

Fueler - puts diesel in trains  
 Railway Conductor  
 Train Conductor  
 Yard Master

### Salary (full-time training related employment)



### Number of Years to Complete Program:

Years	Number	Percentage
No Response	1	2%
Less than 1	52	93%
1 - 2	2	4%
3 - 4	1	2%

### Benefit to Employment:

(training related employment/self-employment)

Made an upward move	78%
Made a parallel move	11%
Maintained current position	11%
Received an increase in pay	78%

# Recreation Facilitator for Older Adults

## Continuing Education Part-time Program

### Satisfaction:

Satisfied with education received:	100%
Recommend program to others:	80%

This part-time program prepares for job opportunities in recreational programming and services for older adults and people with disabilities. Students learn to design, implement and evaluate effective programs for clientele in various settings, including: personal care homes, extended hospital care, and other community based programs. **Survey Response Rate: 83%**

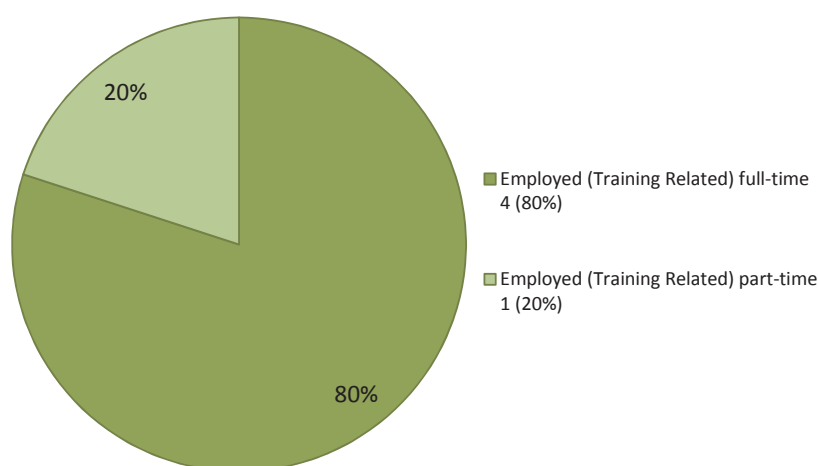
## EMPLOYMENT STATISTICS:

### Occupations

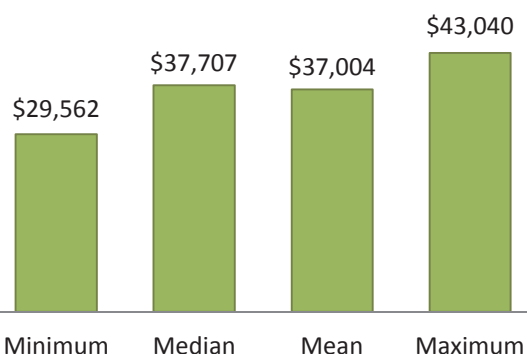
(full or part-time training related employment)

Adult Program Coordinator  
for the Elderly  
Recreation Aide  
Recreation Facilitator

### Current Activity of Respondents



### Salary (full-time training related employment)



### Benefit to Employment:

(training related employment/self-employment)

No Response	20%
Made an upward move	20%
Maintained current position	60%
Received an increase in pay	40%

### Number of Years to Complete Program:

Years	Number	Percentage
1 - 2	1	20%
3 - 4	1	20%
Over 4	3	60%

# Residential Decorating

## Continuing Education Full-time Program

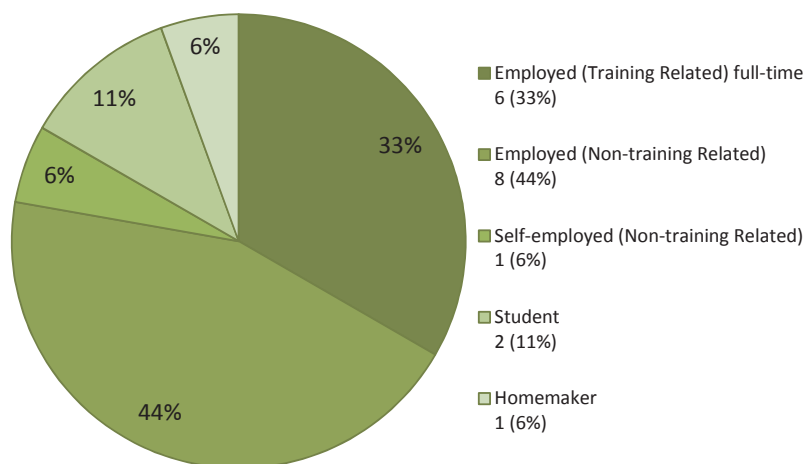
This full-time program provides the skills to successfully manage decorating projects to improve home spaces. Students learn to apply design principles to enhance the function and quality of both interior and exterior living environments. Graduates find work as entry-level sales consultants in home improvement retail stores or as decorating consultants with retailers and distributors of decorating products. **Survey Response Rate: 78%**

### Satisfaction:

Satisfied with education received:	89%
Recommend program to others:	89%

## EMPLOYMENT STATISTICS:

### Current Activity of Respondents

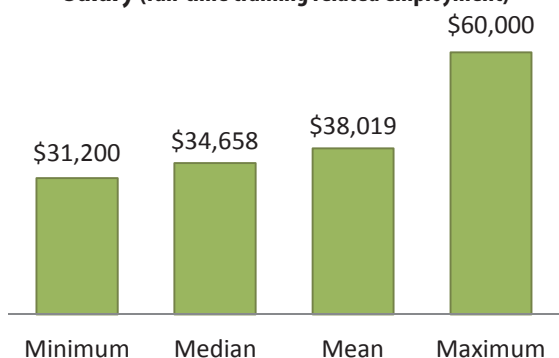


### Occupations

(full or part-time training related employment)

Assistant Manager  
Design Consultant  
Furniture Sales and Design Consultant  
Kitchen Designer/Sales Associate  
Project Manager/Design/  
Sales Consultant  
Sales Representative

### Salary (full-time training related employment)



### Number of Years to Complete Program:

Years	Number	Percentage
Less than 1	17	94%
2 - 3	1	6%

### Benefit to Employment:

(training related employment/self-employment)

Made an upward move	67%
Made a parallel move	33%
Received an increase in pay	83%

# Software Development

## Continuing Education Part-time Program

### Satisfaction:

Satisfied with education received:	100%
Recommend program to others:	100%

This program enhances career opportunities as a software developer. Graduates may find careers as software developers, systems analysts, or computer programmers. Recent graduates have reported finding employment as a maintenance administrator, technical support, programmer analyst, senior web programmer, systems analyst and as IT personnel.

**Survey Response Rate: 83%**

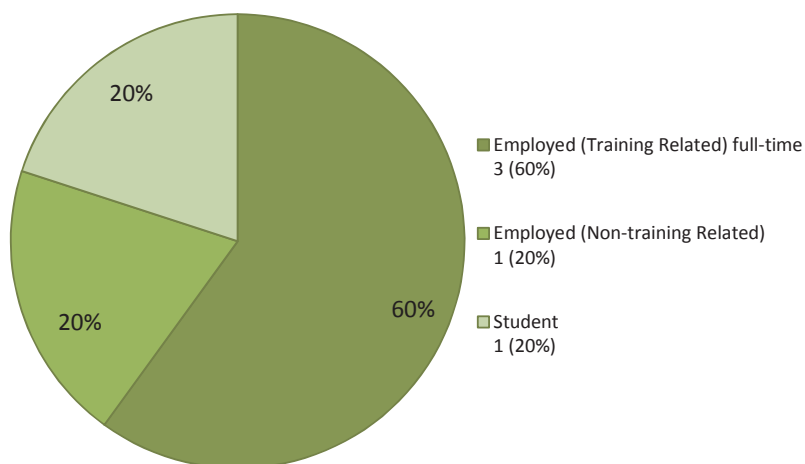
## EMPLOYMENT STATISTICS:

### Occupations

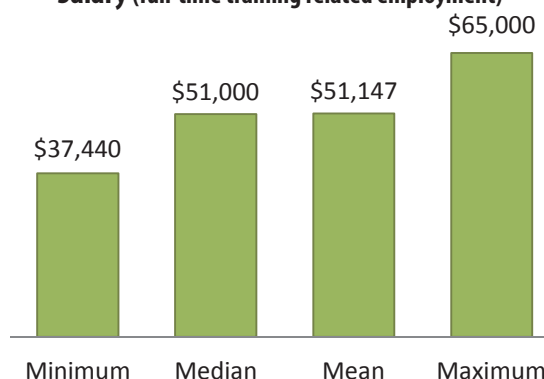
(full or part-time training related employment)

Customer Warranty Specialist  
IT Consultant  
Senior Reporting Analyst

### Current Activity of Respondents



### Salary (full-time training related employment)



### Benefit to Employment:

(training related employment/self-employment)

Maintained current position	100%
Received an increase in pay	67%

### Number of Years to Complete Program:

Years	Number	Percentage
1 - 2	1	20%
2 - 3	3	60%
3 - 4	1	20%

# Technical Communication

## Continuing Education Part-time Program

Students learn to write and present information that is clear, concise, and audience-focused. This program is designed to develop the knowledge and skills needed to succeed as a technical communications professional.

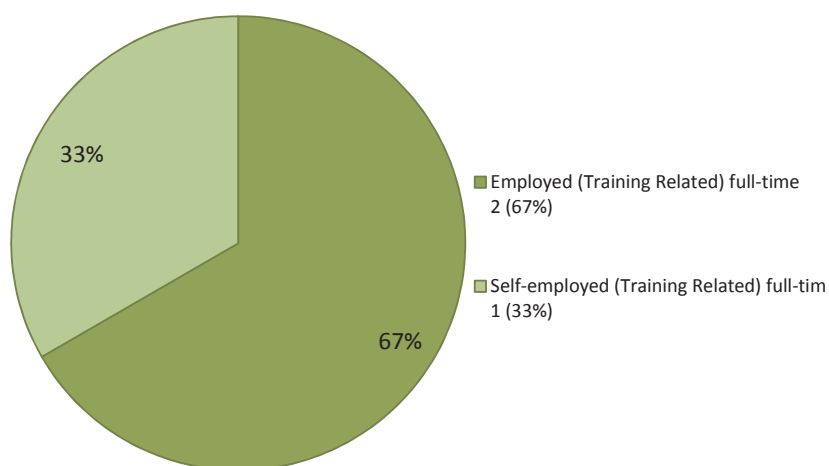
The program focuses on specialized communication formats including proposal writing, online documentation and technical manuals. **Survey Response Rate: 75%**

### Satisfaction:

Satisfied with education received:	100%
Recommend program to others:	67%

## EMPLOYMENT STATISTICS:

### Current Activity of Respondents

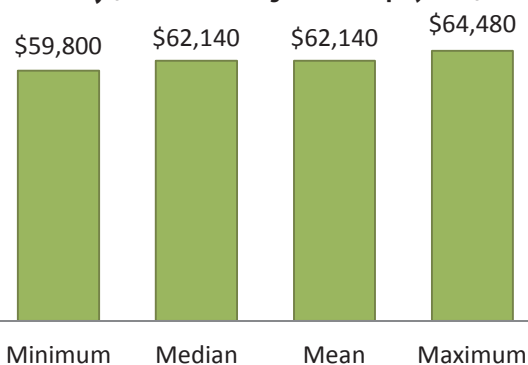


### Occupations

(full or part-time training related employment)

Content Editor  
Information Writer  
Writer and Editor

### Salary (full-time training related employment)



### Number of Years to Complete Program:

Years	Number	Percentage
1 - 2	1	33%
2 - 3	2	67%

### Benefit to Employment:

(training related employment/self-employment)

No Response	33%
Made a parallel move	33%
Maintained current position	33%
Received an increase in pay	33%



# Therapeutic Recreation Facilitator for Older Adults

## Satisfaction:

Satisfied with education received:	87%
Recommend program to others:	94%

## Continuing Education Full-time Program

This program is designed to develop the knowledge and skills needed to work in therapeutic and leisure recreational programming and services for older adults. Students learn to plan, promote, deliver and evaluate effective programs for clientele in various settings, including: personal care homes, extended hospital care, and other community based programs.

**Survey Response Rate: 61%**

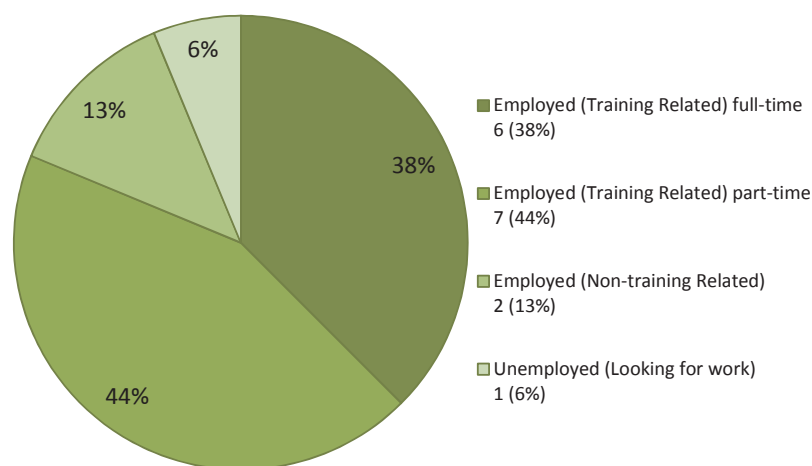
## EMPLOYMENT STATISTICS:

### Occupations

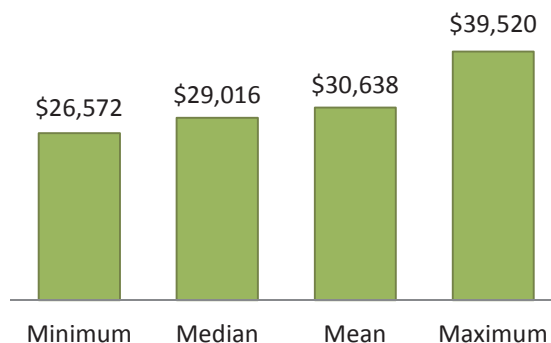
(full or part-time training related employment)

Activity Aide  
Program Assistant  
Recreation Coordinator  
Recreation Facilitator  
Therapeutic Rec / Art Therapist  
Therapeutic Recreation Facilitator

### Current Activity of Respondents



### Salary (full-time training related employment)



### Benefit to Employment:

(training related employment/self-employment)

Made an upward move	69%
Made a parallel move	8%
Maintained current position	23%
Received an increase in pay	46%

### Number of Years to Complete Program:

Years	Number	Percentage
No Response	1	6%
Less than 1	13	81%
1 - 2	2	13%

# Transportation and Logistics Management

## Continuing Education Part-time Program

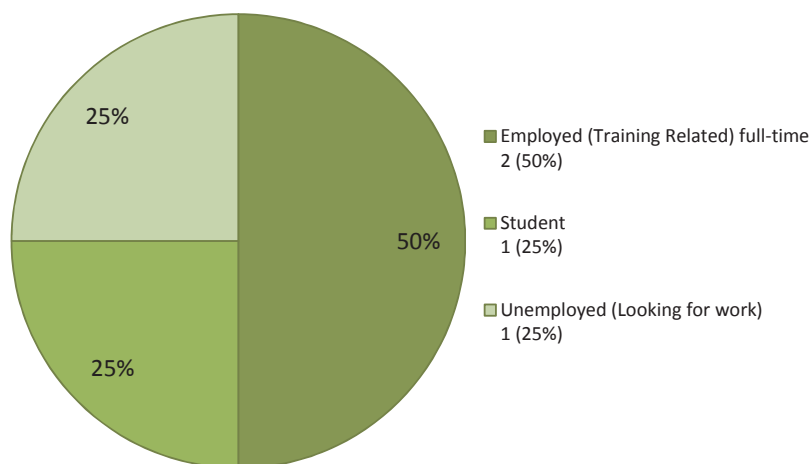
This program provides the skills and knowledge to succeed as a manager in the transportation and logistics industry. Students study logistics processes, transportation systems, business communications, and economics. **Survey Response Rate: 80%**

### Satisfaction:

Satisfied with education received:	75%
Recommend program to others:	100%

## EMPLOYMENT STATISTICS:

### Current Activity of Respondents



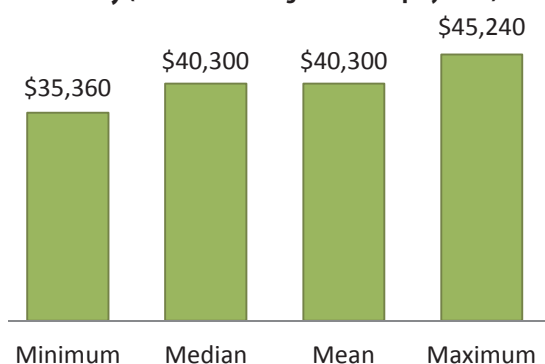
### Occupations

(full or part-time training related employment)

Lead Head of Shipping Administration

Driver Examiner

### Salary (full-time training related employment)



### Number of Years to Complete Program:

Years	Number	Percentage
Less than 1	1	25%
1 - 2	1	25%
2 - 3	1	25%
3 - 4	1	25%

### Benefit to Employment:

(training related employment/self-employment)

Made an upward move	50%
Made a parallel move	50%
Received an increase in pay	100%

# Volunteer Management

## Continuing Education Part-time Program

### Satisfaction:

Satisfied with education received:	100%
Recommend program to others:	100%

This program expands students' knowledge and management skills to ensure the success of volunteer programs and their contribution to organization's goals and objectives. **Survey Response Rate: 80%**

*Note: This program is no longer being offered.*

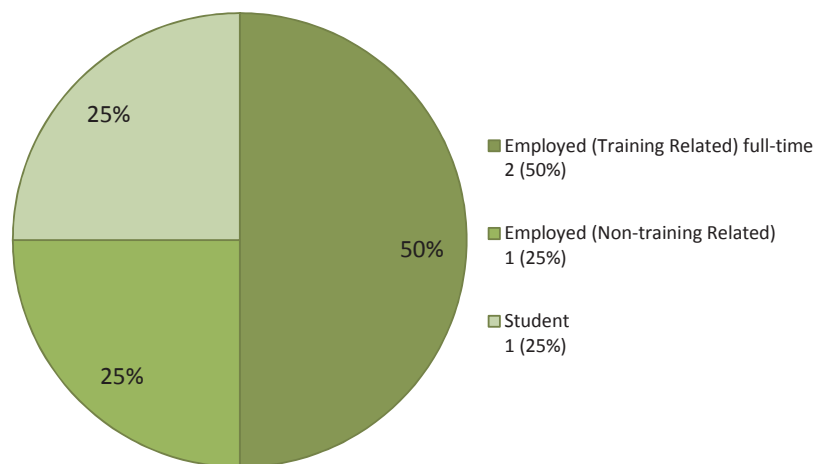
## EMPLOYMENT STATISTICS:

### Occupations

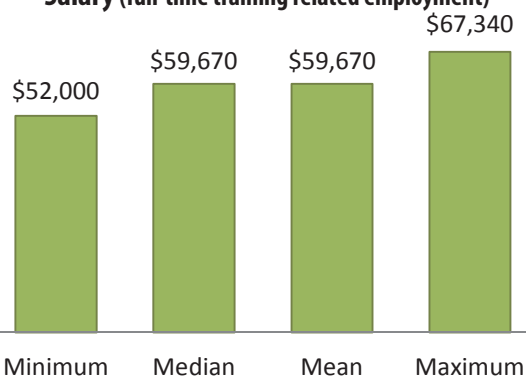
(full or part-time training related employment)

Museum Technician  
Volunteer Coordinator

### Current Activity of Respondents



### Salary (full-time training related employment)



### Benefit to Employment:

(training related employment/self-employment)

Made an upward move	50%
Maintained current position	50%
Received an increase in pay	50%

### Number of Years to Complete Program:

Years	Number	Percentage
Less than 1	2	50%
1 - 2	1	25%
2 - 3	1	25%

# Appendix A

## Graduate Satisfaction and Employment Survey

Please record your responses directly on this sheet. Check only **one** answer for each question.

### SECTION A: CURRENT ACTIVITY

1. What is your **primary** current activity? (please choose **one** response only)

☐ Student (go to Question 2, then Question 11)

☐ Employed (go to Question 4)

☐ Self-employed (go to Question 5)

☐ Homemaker (go to Question 11)

☐ Unemployed (go to Question 3, then Question 11)

2. If you are a **Student**, in what type of institution are you enrolled:

☐ College/Community College

☐ University

☐ Other (please specify) \_\_\_\_\_

3. If you are **unemployed**, which of the following applies:

☐ I do not have sufficient work experience in the occupational area for which I received my training.

☐ There are no jobs available in the occupational area for which I received my training.

☐ I am not certain why I cannot obtain a position.

☐ I am not looking for employment at this time.

We want to understand more about the conditions that have contributed to your unemployment:

---



---



---

4. If you are **employed**, when did you accept your first job?

☐ prior to graduation

☐ 4 to 6 months after graduation

☐ 10 to 12 months after graduation

☐ 0 to 3 months after graduation

☐ 7 to 9 months after graduation

☐ more than 12 months after graduation

5. If you are **employed/self-employed**, are you:

☐ Employed full-time (30 or more hours per week)

☐ Employed part-time (less than 30 hours per week)

6. If you are **employed/self-employed**, is your employment related to the training you received at Red River College?

☐ Yes

☐ No

7. If you are **employed**, how did you find your job?

☐ Co-operative Education placement

☐ Human Resources Development Canada

☐ Friends/Family

☐ RRC Work Experience/Clinical placement

☐ Employment Agency

☐ Internet

☐ RRC Job Centre

☐ Newspaper

☐ Other (please specify) \_\_\_\_\_

8. What is your monthly salary or hourly wage **before** deductions?

\$\_\_\_\_\_ per hour or \$\_\_\_\_\_ bi-weekly or \$\_\_\_\_\_ per month or \$\_\_\_\_\_ annually

9. How many hours per **week** do you work?

\_\_\_\_\_ total hours per **week** or \_\_\_\_\_ total hours **bi-weekly**

10. Please identify your position using at least two words. (For example, use "Restaurant Manager" instead of "Manager.")

---

**SECTION B: PROGRAM**

Please check **one** box that best represents your response to the statements below.

	Strongly Agree	Agree	Disagree	Strongly Disagree	No Opinion
11. I would recommend the program I took at Red River College to others.	<input type="checkbox"/>	<input type="checkbox"/>	<input type="checkbox"/>	<input type="checkbox"/>	<input type="checkbox"/>
12. Overall, I am satisfied with the quality of education I received at Red River College.	<input type="checkbox"/>	<input type="checkbox"/>	<input type="checkbox"/>	<input type="checkbox"/>	<input type="checkbox"/>
13. The program I took at Red River College is up-to-date.	<input type="checkbox"/>	<input type="checkbox"/>	<input type="checkbox"/>	<input type="checkbox"/>	<input type="checkbox"/>
14. The instructors were knowledgeable in the areas they taught.	<input type="checkbox"/>	<input type="checkbox"/>	<input type="checkbox"/>	<input type="checkbox"/>	<input type="checkbox"/>
15. The training materials (texts, workbooks, handouts, etc.) used in the program were current.	<input type="checkbox"/>	<input type="checkbox"/>	<input type="checkbox"/>	<input type="checkbox"/>	<input type="checkbox"/>
16. The technology used in the program was appropriate to industry standards.	<input type="checkbox"/>	<input type="checkbox"/>	<input type="checkbox"/>	<input type="checkbox"/>	<input type="checkbox"/>
17. The cost of taking this program is reasonable for the education provided.	<input type="checkbox"/>	<input type="checkbox"/>	<input type="checkbox"/>	<input type="checkbox"/>	<input type="checkbox"/>

18. We would like to survey your company to ask their opinion about the quality of our programs. Please let us know who we should contact.

Employer's Name: \_\_\_\_\_  
(company/organization)

Contact person: \_\_\_\_\_

Phone: \_\_\_\_\_

Street: \_\_\_\_\_

City: \_\_\_\_\_ Province: \_\_\_\_\_ Postal Code: \_\_\_\_\_

We are interested in identifying specific ways of improving the quality of the program you took at Red River College. Please add comments or suggestions on how RRC can improve this program.

---

---

---

---

---

---

---

---

---

---

# Appendix B

## Continuing and Distance Education Graduate Satisfaction and Employment Survey

Please record your responses directly on this sheet. Check only one answer for each question.

### SECTION A: CURRENT ACTIVITY

1. What is your **primary** current activity? (please choose **one** response only)
 

<input type="checkbox"/> Student (go to Question 2, then Question 13)	<input type="checkbox"/> Employed (go to Question 4)	<input type="checkbox"/> Self-employed (go to Question 5)
<input type="checkbox"/> Homemaker (go to Question 13)	<input type="checkbox"/> Unemployed (go to Question 3, then Question 13)	
2. If you are a **Student**, in what type of institution are you enrolled:
 

<input type="checkbox"/> College/Community College	<input type="checkbox"/> University	<input type="checkbox"/> Other (please specify) _____
--	-------------------------------------	---
3. If you are **unemployed**, which of the following applies to you:
 

<input type="checkbox"/> You do not have sufficient work experience in the occupational area in which you received your training.
<input type="checkbox"/> There are no jobs available in the occupational area in which you received your training.
<input type="checkbox"/> You are not certain why you cannot obtain a position.
<input type="checkbox"/> You are not looking for employment at this time.

We want to understand more about the conditions that have contributed to your unemployment: \_\_\_\_\_

\_\_\_\_\_
4. If you are **employed**, when did you accept your first job?
 

<input type="checkbox"/> prior to graduation	<input type="checkbox"/> 4 to 6 months after graduation	<input type="checkbox"/> 10 to 12 months after graduation
<input type="checkbox"/> 0 to 3 months after graduation	<input type="checkbox"/> 7 to 9 months after graduation	<input type="checkbox"/> more than 12 months after graduation
5. If you are **employed/self-employed**, are you:
 

<input type="checkbox"/> Employed full-time (30 or more hours per week)	<input type="checkbox"/> Employed part-time (less than 30 hours per week)
---	---
6. If you are **employed/self-employed**, is your employment related to the training you received at Red River College?
 

<input type="checkbox"/> Yes	<input type="checkbox"/> No
------------------------------	-----------------------------
7. By obtaining the Certificate, have you:
 

<input type="checkbox"/> Made an upward move	<input type="checkbox"/> Made a parallel move	<input type="checkbox"/> Maintained current position
--	---	--
8. By obtaining the Certificate, have you received an increase in pay?
 

<input type="checkbox"/> Yes	<input type="checkbox"/> No
------------------------------	-----------------------------
9. If you are **employed**, how did you find your job?
 

<input type="checkbox"/> Clinical/Work Experience placement	<input type="checkbox"/> Employment Agency	<input type="checkbox"/> Internet
<input type="checkbox"/> RRC Job Centre	<input type="checkbox"/> Newspaper	<input type="checkbox"/> Other (please specify) _____
<input type="checkbox"/> Human Resources & Skills Development Canada	<input type="checkbox"/> Friends/Family	_____
10. What is your monthly salary or hourly wage **before** deductions?
 

\$\_\_\_\_\_ per hour    or    \$\_\_\_\_\_ bi-weekly    or    \$\_\_\_\_\_ per month    or    \$\_\_\_\_\_ annually
11. How many hours per **week** do you work?
 

\_\_\_\_\_ total hours per **week**    or    \_\_\_\_\_ total hours **bi-weekly**
12. Please identify your position using at least two words. (For example, use "Restaurant Manager" instead of "Manager".)
 

\_\_\_\_\_

**SECTION B: PROGRAM**

13. How many years did you spend in the program?

☐ Less than 1☐ 1 - 2☐ 2 - 3☐ 3 - 4☐ Over 4Please check **one** box that best represents your response to the statements below.

	Strongly Agree	Agree	Disagree	Strongly Disagree	No Opinion
14. I would recommend the program I took at Red River College to others.	<input type="checkbox"/>	<input type="checkbox"/>	<input type="checkbox"/>	<input type="checkbox"/>	<input type="checkbox"/>
15. Overall, I am satisfied with the quality of education I received at Red River College.	<input type="checkbox"/>	<input type="checkbox"/>	<input type="checkbox"/>	<input type="checkbox"/>	<input type="checkbox"/>
16. The program I took at Red River College is up-to-date.	<input type="checkbox"/>	<input type="checkbox"/>	<input type="checkbox"/>	<input type="checkbox"/>	<input type="checkbox"/>
17. The instructors were knowledgeable in the areas they taught.	<input type="checkbox"/>	<input type="checkbox"/>	<input type="checkbox"/>	<input type="checkbox"/>	<input type="checkbox"/>
18. The training materials (texts, workbooks, handouts, etc.) used in the program were current.	<input type="checkbox"/>	<input type="checkbox"/>	<input type="checkbox"/>	<input type="checkbox"/>	<input type="checkbox"/>
19. The technology used in the program was appropriate to industry standards.	<input type="checkbox"/>	<input type="checkbox"/>	<input type="checkbox"/>	<input type="checkbox"/>	<input type="checkbox"/>
20. The cost of taking this program is reasonable for the education provided.	<input type="checkbox"/>	<input type="checkbox"/>	<input type="checkbox"/>	<input type="checkbox"/>	<input type="checkbox"/>

21. We would like to survey your company to ask their opinion about the quality of our programs. Please let us know who we should contact.

Employer's Name: \_\_\_\_\_  
(company/organization)

Contact person: \_\_\_\_\_

Phone: \_\_\_\_\_

Street: \_\_\_\_\_

City: \_\_\_\_\_ Province: \_\_\_\_\_ Postal Code: \_\_\_\_\_

We are interested in identifying specific ways of improving the quality of the program you took at Red River College. Please add comments or suggestions on how RRC can improve this program.

---



---



---



---



---



---



---



---



---



---

# Appendix C

## GLOSSARY

### Full-time or part-time employment

Statistics Canada classifies persons as employed full-time if they work 30 hours or more per week. If they work less than 30 hours per week, they are classified as employed part-time.

### Current Status (Report Highlights)

Respondents are classified in the following categories:

1. Employed/Self-employed in Training Related Job
2. Employed/Self-employed in Job Unrelated to Training
3. In School - Student
4. Other
  - a) Homemaker
  - b) Unknown - Respondent did not indicate whether they were employed, self-employed, student, homemaker or unemployed
  - c) Employed/Self-employed (Unknown) - Respondent did not indicate whether employment was related or not related to training
  - d) Unemployed (Unknown) - Respondent did not indicate whether they were looking for work or not.
5. Looking for Work - Unemployed and looking for work
6. Not Looking for Work - Unemployed but not looking for work

### Current Activity of Respondents (School and Program information pages)

Respondents are classified in the following categories:

1. Employed
  - a) (Training Related) full-time - full-time employment in an occupation that is related to training
  - b) (Training Related) part-time - part-time employment in an occupation that is related to training
  - c) (Non-training Related) - full or part-time employment in an occupation that is not related to training
  - d) (Training Related) full/part-time unknown - Respondent did not indicate whether employment was related or not related to training
2. Self-employed
  - a) (Training Related) full-time - full-time employment in an occupation that is related to training
  - b) (Training Related) part-time - part-time employment in an occupation that is related to training
  - c) (Non-training Related) - full or part-time employment in an occupation that is not related to training
  - d) (Training Related) full/part-time unknown - Respondent did not indicate whether employment was related or not related to training
3. Student
4. Homemaker
7. Unemployed - Looking for work and not looking for work combined
6. Unknown - respondent did not indicate whether they were employed, self-employed, student, homemaker, or unemployed

### Occupations (full or part-time training related employment)

The occupations listed on individual program pages and in the Occupation by Program list (Appendix E) were supplied by the employed/self-employed respondents at the time of surveying. Program-related occupations are not limited to these.

### Response Rate

The response rate is calculated as follows:

$$\text{Response Rate} = \frac{\text{no. of surveys returned}}{\text{no. of surveys sent out}} \times 100$$

### Salaries

The salaries illustrated on the individual program pages are based on monthly/hourly wage and hours worked per week. This information was provided by the employed/self-employed respondents at the time of surveying. Training-related salaries are not limited to these. **Note:** The calculation of the average College salary includes salaries of programs not illustrated in the report due to confidentiality, as well as any outlier salaries that have been excluded from the individual program calculations.



# Appendix D

## PROGRAM CHANGES

Survey results for these programs are not illustrated in this report because an insufficient number of graduates responded to the survey. The results are included in the School and College summary statistics.

### **School of Business & Applied Arts**

Business Administration - Office Management

### **School of Construction & Engineering Technologies**

Greenspace Horticulture Certificate

### **School of Health Sciences & Community Services**

Disability & Community Support - Certificate

### **School of Indigenous Education**

Community Development/Community Economic Development

Computer Applications for Business

---

### **Other Programs not illustrated (No Award, Contract, etc.)**

Family Support Worker FAS/D

# Appendix E

The following list provides survey participants' Occupations and the programs that provide related training. Please turn to the corresponding page number in the report to view the Program information.

(Continuing Education programs are not included in this list)

Occupations (listed in Alphabetical Order)	Program Name	Page
3D Animator	3D Computer Graphics	5
3D Artist	3D Computer Graphics	5
Academic Coordinator / Instructor	Certificate in Adult Education	96
Accessibility Advisor	Business/Technology Teacher Education - After Degree	95
Accessories Mechanic	Aircraft Maintenance Engineer	78
Accessory Technician	Aircraft Maintenance Engineer Certificate	79
Account Manager	Business Administration - Marketing	12
Account Manager/Op Order Processor	Business Administration - Administration	9
Account Service Representative	Business Administration - Marketing	12
Accountant	Business Administration - Accounting	8
Accounting Admin Assistant	Applied Accounting	7
Accounting Assistant	Applied Accounting	7
Accounting Assistant / Receivables	Applied Accounting	7
Accounting Clerk	Applied Accounting	7
	Business Administration - Accounting	8
Accounting Clerk - Accounts Payable	Business Administration - Accounting	8
Accounting Receivables	Business Administration - Human Resource Management	11
Accounting Technician	Business Administration - Accounting	8
	Business Administration - Human Resource Management	11
	Applied Accounting	7
Accounts Clerk	Business Administration - Accounting	8
Accounts Manager	Business Administration - Accounting	8
Accounts Payable	Business Administration - Accounting	8
	International Business	22
Accounts Payable Clerk	Applied Accounting	7
	Business Administration - Accounting	8
Accounts Receivable Coordinator	Business Administration - Accounting	8
Admin Assistant	Business Administration - Human Resource Management	11
	International Business	22
Administration Rep	Business Administration - Marketing	12
Administrative Assistant	Applied Accounting	7
	Business Administration - Administration	9
	Business Administration - Financial Services	10
	Computer Applications for Business - Certificate	74
	Technical Communication	25

## 2015/2016 Graduate Satisfaction and Employment Report

Occupations (listed in Alphabetical Order)	Program Name	Page
Administrative Representative	Applied Accounting	7
Administrative Support	Business Administration - Accounting	8
Administrator Administration/ Accounts Receivable/ Accounts Payable/ Payroll	Business Administration - Human Resource Management	11
Adult Support Worker	Disability & Community Support	52
Aircraft Maintenance Apprentice	ACCESS Aircraft Maintenance & Manufacturing	73
Aircraft Maintenance Coordinator	Aircraft Maintenance Engineer	78
AME Apprentice	Aircraft Maintenance Engineer	78
American Sign Language - English Interpreter	American Sign Language - English Interpretation	6
Analytical Chemist	Chemical & Biosciences Technology Co-op	49
Animal Health Technician	Animal Health Technology	48
Apprentice	Heavy Duty Equipment Mechanic	84
	Plumbing	44
Apprentice (hdha track Refrigeration field)	Refrigeration & Air Conditioning Technician	45
Apprentice Aircraft Maintenance Engineering	Aircraft Maintenance Engineer	78
Apprentice Aircraft Mechanic	Aircraft Maintenance Engineer	78
Apprentice Auto-Technician	Automotive Technician - Diploma	81
Apprentice Carpenter	Carpentry	31
Apprentice Electrician	Electrical	33
Apprentice Mechanic	Heavy Duty Equipment Mechanic	84
Apprentice Mechanic (Truck/Transport)	Heavy Duty Equipment Mechanic	84
Apprentice Plumber	Plumbing	44
Apprentice Refinishing Technician	Collision Repair and Refinishing	83
Apprentice Technician	Automotive Technician - Certificate	80
Apprentice Truck And Transport Mechanic	Heavy Duty Equipment Mechanic	84
Apprenticeship Instructor	Certificate in Adult Education	96
Apprenticing Heavy-Duty Equipment Technician	Heavy Duty Equipment Mechanic	84
Architectural Engineering Technologist	Architectural/Engineering Technology	27
Archival Assistant	Library & Information Technology	24
ASL - English Interpreter	American Sign Language - English Interpretation	6
Assistant Accounting Clerk	Business Administration - Accounting	8
Assistant Manager	International Business	22
Assistant Sous Chef	Culinary Arts	65
Assistant System Administrator	Business Info Tech - Network Management	14
Assistant Video Editor	Creative Communications	17
Associate Agency Producer	Hotel & Restaurant Management	68
Associate Professor	Certificate in Adult Education	96
Associate Software Developer	Business Info Tech - Application Development	13
Autism Tutor	Disability & Community Support	52
Auto Body Teacher	Technical Vocational Teacher Education (part-time)	99
Auto Tech Instructor	Certificate in Adult Education	96
Autobody Apprentice	Collision Repair and Refinishing	83

## 2015/2016 Graduate Satisfaction and Employment Report

Occupations (listed in Alphabetical Order)	Program Name	Page
Autobody Instructor	Certificate in Adult Education	96
Autobody Technician	Collision Repair and Refinishing	83
Autobody Worker	Collision Refinishing	82
Automotive Mechanic	Automotive Technician - Certificate	80
Automotive Teacher	Technical Vocational Teacher Education	98
Automotive Technician	Automotive Technician - Certificate	80
	Automotive Technician - Diploma	81
Aviation Systems Technician In Training	Aircraft Maintenance Engineer	78
Baker	Professional Baking & Patisserie	69
Baker / Sous Chef	Professional Baking & Patisserie	69
Bakery Manager / Cake Specialist	Professional Baking & Patisserie	69
Bakery Owner	Professional Baking & Patisserie	69
Bank Teller/Walmart Stocker	Business Administration - Financial Services	10
Banquet Captain	Hotel & Restaurant Management	68
Banquet Supervisor	Hotel & Restaurant Management	68
Beauty Advisor	Hospitality & Tourism Management	67
Bids and Pricing Analyst	International Business	22
Billing Coordinator	Applied Accounting	7
Body Tech	Collision Repair and Refinishing	83
Bodyman	Collision Repair and Refinishing	83
Book Keeper/Receptionist	Business Administration - Administration	9
Bookkeeper - Trucking Company	Applied Accounting	7
Bookkeeper/Payroll Clerk	Applied Accounting	7
Bookshelver	Library & Information Technology	24
Bridge Inspections	Construction Management	32
Building Operator	Power Engineering Technology	89
Building Plan Examiner	Architectural/Engineering Technology	27
Business Analyst	International Business	22
Business Development Intern	Business Administration - Administration	9
Cabinet and Millwork Fabricator/Installer	Cabinetry & Woodworking Technology	30
Cabinet Installer	Cabinetry & Woodworking Technology	30
Cabinet Maker - Assembly	Cabinetry & Woodworking - Certificate	29
CAD Drafter	Building Design Technology	28
CAD Production Manager	Building Design Technology	28
CAD Technician	Manufacturing Computer Aided Drafting (CAD)	85
Car Wash/Laundromat Manager	Business Administration - Administration	9
Carpenter	Carpentry	31
Carpenter Apprentice Level 1	Carpentry	31
Carpenter's Apprentice	Carpentry	31
Carpentry Instructor	Certificate in Adult Education	96
Cashier	International Business	22
Cashier/Server	Hospitality & Tourism Management	67

## 2015/2016 Graduate Satisfaction and Employment Report

Occupations (listed in Alphabetical Order)	Program Name	Page
Casual HCA	Health Care Aide	55
Casual Health Care Aide/ Rehab Porter	Health Care Aide	55
Catering and Events Coordinator	Hotel & Restaurant Management	68
Chair of Mechanical Trades	Certificate in Adult Education	96
Charge Tech	Medical Radiologic Technology	57
Chef De Partie	Culinary Arts	65
Child and Youth Care Worker	Child and Youth Care	50
Child Educator	Early Childhood Education	53
Child/Youth Care Practitioner	Child and Youth Care	50
Circulation/Media Desk Clerk	Library & Information Technology	24
Civil Engineering Technologist	Municipal Engineering Technology	42
Civil Inspector	Structural Engineering Technology	46
Claims Examiner	Applied Accounting	7
Claims Processor	Business Administration - Marketing	12
Clerical Assistant	Business Administration - Marketing	12
Clinic Nurse	Nursing	59
Closing Supervisor	Early Childhood Education Workplace	54
CNC Operator	Precision Metal Machining	90
Collections Officer	Business Administration - Human Resource Management	11
College Instructor	Certificate in Adult Education	96
College Instructor - Early Childhood Education	Certificate in Adult Education	96
Commerce Apprentice	Commerce Industry Sales & Marketing	16
Commercial Apprentice	Electrical	33
Commercial Estimator	Architectural/Engineering Technology	27
Commercial Sales Representaive	Business Administration - Financial Services	10
Commercial Underwriter Assistant	Business Administration - Marketing	12
Commodity Market Reporter	Creative Communications	17
Communication Officer	Creative Communications	17
Communication Specialist	Creative Communications	17
Communications and Special Events Coordinator	Creative Communications	17
Communications Assistant	Creative Communications	17
Communications Coordinator	Creative Communications	17
Communications Officer	Business Administration - Marketing	12
	Creative Communications	17
Community Nurse	Nursing	59
Community Relations Coordinator	Creative Communications	17
Compliance Officer	Business Administration - Administration	9
Composite Operator	Aerospace Manufacturing	77
Computer Programming Instructor	Certificate in Adult Education	96
Concept Artist 3D Generalist	Digital Media Design	19
Concrete Tester	Architectural/Engineering Technology	27

## 2015/2016 Graduate Satisfaction and Employment Report

Occupations (listed in Alphabetical Order)	Program Name	Page
Conference Coordinator	Hospitality & Tourism Management	67
Construction Electrician	Electrical	33
Construction Guy	Introduction to Trades	75
Construction Planner	Construction Management	32
Construction Project Supervisor	Municipal Engineering Technology	42
Construction Supervisor	Construction Management	32
Construction Surveyor	Geomatics Technology	39
	Municipal Engineering Technology	42
Construction Testing Technician	Environmental Technology	37
	Structural Engineering Technology	46
Content Writer	Creative Communications	17
Contract Administrator	Business Administration - Accounting	8
Contract Administrator/ Construction Inspector	Construction Management	32
Control Electrician	Electrical	33
Controls Technician/Designer	Instrumentation Engineering Technology	41
Cook	Culinary Arts	65
Cook 2	Culinary Arts	65
Corporate Trainer	Certificate in Adult Education	96
Corporate Video Producer/ Communications Coordinator	Creative Communications	17
Co-Supervisor	Graphic Design - Advanced	21
Credit Analyst	Business Administration - Financial Services	10
CSR	Business Administration - Financial Services	10
Customer Assistant	Digital Media Design	19
Customer Service	International Business	22
Customer Service Representative	Business Administration - Administration	9
Daily Reporter	Creative Communications	17
Data Management Administrator	Business Administration - Accounting	8
Deck Constructor	Carpentry	31
Dental Assistant	Dental Assisting - Level II	51
Dental Receptionist	Applied Accounting	7
	Dental Assisting - Level II	51
Derivatives Processor	Business Administration - Accounting	8
Derivatives Processor, Derivatives Administration	Business Administration - Accounting	8
Design Drafter	Manufacturing Computer Aided Drafting (CAD)	85
Design Technologist	Building Design Technology	28
Detailer	Structural Engineering Technology	46
Diesel Mechanic	Heavy Duty Equipment Mechanic	84
Digital Concept Artist/Illustrator	Digital Media Design	19
Digital Media Designer	Digital Media Design	19
Digital Media Graphic Designer	Digital Media Design	19
Director of Account Management	Business Administration - Marketing	12

## 2015/2016 Graduate Satisfaction and Employment Report

Occupations (listed in Alphabetical Order)	Program Name	Page
Director of Field Operation	Geomatics Technology	39
Dispatch Supervisor	International Business	22
Documentation Assistant	QA/QC in the Pharmaceutical Industry	62
Drafting Person	Manufacturing Computer Aided Drafting (CAD)	85
Drafting Technician	Structural Engineering Technology	46
Draftsman	Manufacturing Computer Aided Drafting (CAD)	85
Driver	Plumbing	44
Duty Manager	Hotel & Restaurant Management	68
Early Child Educator	Early Childhood Education Workplace	54
Early Childhood Educator	Early Childhood Education	53
	Early Childhood Education Workplace	54
Early Childhood Educator - Primary Infant Caregiver	Early Childhood Education	53
Early Childhood Educator 2	Early Childhood Education	53
Early Childhood Educator II	Early Childhood Education Workplace	54
Early Childhood Educator II/ Nursery/ Kindergarten Team Leader	Early Childhood Education Workplace	54
Early Childhood Educator Level II	Early Childhood Education Workplace	54
Early Childhood Educator/Room Leader	Early Childhood Education	53
EC Worker	Early Childhood Education Workplace	54
ECE II	Early Childhood Education	53
	Early Childhood Education Workplace	54
Education Director	Certificate in Adult Education	96
Educational Assistant	QA/QC in the Pharmaceutical Industry	62
Electrical Apprentice	Electrical	33
Electrical Designer	Electrical Engineering Technology	34
Electrical Instructor	Certificate in Adult Education	96
Electrical Technologist	Electrical Engineering Technology	34
Electrician	Electrical	33
Electrician Apprentice	Electrical	33
Electronic Technologist	Electronic Engineering Technology	36
Emerg Nurse	Nursing	59
Emergency Medical Technician	Paramedicine - Primary Care Paramedic	60
Employee Benefit Sales	Business Administration - Marketing	12
Employee Benefits Sales Representative	Business Administration - Marketing	12
Employer Accounts Agent	Business Administration - Human Resource Management	11
Employment Advisor	Business Administration - Administration	9
Employment and Transition Supervisor	Disability & Community Support	52
Employment Facilitator	Business Administration - Administration	9
Engineering Aide	Municipal Engineering Technology	42
Engineering Instructor	Certificate in Adult Education	96
Engineering Tech	Municipal Engineering Technology	42



## 2015/2016 Graduate Satisfaction and Employment Report

Occupations (listed in Alphabetical Order)	Program Name	Page
Engineering Technologist	Municipal Engineering Technology	42
Engineering Technologist/Service Tech.	Mechanical Engineering Technology	87
Equipment Mechanic	Heavy Duty Equipment Mechanic	84
ER Nurse	Nursing	59
ESL Teacher	Certificate in Adult Education	96
Esthetics Teacher	Technical Vocational Teacher Education (part-time)	99
Estimator/Project Manager	Construction Management	32
Event Coordinator	Business Administration - Marketing	12
Event Coordinator/ Community Liaison	Business Administration - Marketing	12
Event Organizer	Creative Communications	17
Events Assistant	Creative Communications	17
Events Coordinator	Hotel & Restaurant Management	68
Executive Assistant	Business Administration - Administration	9
Exterior Carpenter	Carpentry	31
Facilities Manager	Technology Management	91
Farm Broadcaster/Reporter	Creative Communications	17
Field Coordinator	Geomatics Technology	39
	Structural Engineering Technology	46
Field Engineer	Construction Management	32
Field Service Technician	Electronic Engineering Technology	36
Field Technician	Geomatics Technology	39
Finance Manager	Business Administration - Financial Services	10
Financial Advisor	Business Administration - Administration	9
	Business Administration - Financial Services	10
Financial Analyst	Business Administration - Accounting	8
Financial Assistant	Business Administration - Accounting	8
Financial Services Representative	Business Administration - Financial Services	10
First Cook	Culinary Arts	65
Fleet Mechanic	Heavy Duty Equipment Mechanic	84
Fleet Service Technician	Heavy Duty Equipment Mechanic	84
Flood Planning / Migration Technologist	Geographic Information Systems Technology	38
Framer For Houses And Condos	Carpentry	31
Framing Carpenter	Carpentry	31
Freelance Graphic Designer / Graphic Design Instructor	Technical Vocational Teacher Education	98
French Technical Instructor	Technical Vocational Teacher Education	98
Front Desk Agent	Hospitality & Tourism Management	67
	Hotel & Restaurant Management	68
Front Desk Clerk	Hospitality & Tourism Management	67
Front Line ECE	Early Childhood Education Workplace	54
Front Office Guest Experience Manager	Hotel & Restaurant Management	68
Fund Administrator	Business Administration - Accounting	8



## 2015/2016 Graduate Satisfaction and Employment Report

Occupations (listed in Alphabetical Order)	Program Name	Page
Furnace and Air Conditioner Installer	Refrigeration & Air Conditioning Technician	45
Gas Station Manager	Business Administration - Administration	9
Gas Turbine Mechanic	Aircraft Maintenance Engineer Certificate	79
General Baker	Professional Baking & Patisserie	69
General Construction Laborer (Carpenter)	Carpentry	31
General Duty Medical Lab Technologist	Medical Laboratory Sciences	56
General Duty Medical Laboratory Technologist	Medical Laboratory Sciences	56
General Duty MRI Technologist	MRI and Spectroscopy	58
General Duty Radiation Technologist	Medical Radiologic Technology	57
General Duty Radiology Technologist	Medical Radiologic Technology	57
General Duty Registered Nurse - Pediatrics	Nursing	59
General Duty Technologist	Medical Laboratory Sciences	56
General Duty X-Ray Technologist	Medical Radiologic Technology	57
General Mechanic	Automotive Technician - Certificate	80
	Heavy Duty Equipment Mechanic	84
General Nurse	Nursing	59
Geotechnical Laboratory Technician - Index & Specialty Testing	Building Design Technology	28
Golfcourse Greenskeeper	Greenspace Management	40
Graphic & Digital Media Designer	Digital Media Design	19
Graphic Designer	Digital Media Design	19
	Graphic Design	20
	Graphic Design - Advanced	21
Graphic Designer - Corporate Communications	Graphic Design - Advanced	21
Graphic Designer/Production Artist	Graphic Design	20
Hair Dressing Teacher	Technical Vocational Teacher Education	98
Hard-Surface Modeler/Texture Artist	Digital Media Design	19
Health Assistant	Health Care Aide	55
Health Care	Health Care Aide	55
Health Care Aide	Health Care Aide	55
Heath Care Aide/ Unit Assistant	Health Care Aide	55
Heating and Plumber	Plumbing	44
Heavy Duty Mechanic	Heavy Duty Equipment Mechanic	84
High School Teacher	Business/Technology Teacher Education	94
	Technical Vocational Teacher Education (part-time)	99
Home Care Attendant	Health Care Aide	55
Hospital Registered Nurse	Nursing	59
House Cleaner	Hotel & Restaurant Management	68
House Framar	Carpentry	31
House Keeping Supervisor	Hotel & Restaurant Management	68
HR and Office Coordinator	Business Administration - Human Resource Management	11
HRMS Business Analyst	Business Info Tech - Web Development	15

## 2015/2016 Graduate Satisfaction and Employment Report

Occupations (listed in Alphabetical Order)	Program Name	Page
Hydraulic Designer	Mechanical Engineering Technology	87
Hydraulic Technician	Heavy Duty Equipment Mechanic	84
Industrial Electronics Teacher	Technical Vocational Teacher Education (part-time)	99
Infant Care	Early Childhood Education	53
Installation Technologist	Electronic Engineering Technology	36
Instructor - Indigenous Studies	Certificate in Adult Education	96
Instrument Man	Geomatics Technology	39
Instrumentation and Controls	Instrumentation Engineering Technology	41
Instrumentation Mechanic Apprentice	Instrumentation Engineering Technology	41
Instrumentation Technician	Instrumentation Engineering Technology	41
Insurance Support Broker	Business Administration - Administration	9
Intermediate Surveyor	Environmental Technology	37
Ironworker Apprentice	Welding	92
IT Desk Representative	Network Technology (CCNA)	43
IT Instructor	Certificate in Adult Education	96
IT Support	Business Info Tech - Network Management	14
Jr Network Admin	Business Info Tech - Network Management	14
Jr. Sous Chef	Culinary Arts	65
Junior Accounting Technician	Business Administration - Accounting	8
Junior Applications Developer	Business Info Tech - Web Development	15
Junior Civil Designer	Structural Engineering Technology	46
Junior Electrical Designer	Electronic Engineering Technology	36
Junior Graphic Designer	Graphic Design	20
Junior Material Technician	Municipal Engineering Technology	42
Kitchen Manager	Professional Baking & Patisserie	69
Kitchen Supervisor	Culinary Arts	65
Lab Histotechnologist	Medical Laboratory Sciences	56
Labor And Delivery Nurse	Nursing	59
Laboratory Aide	QA/QC in the Pharmaceutical Industry	62
Laboratory Assistant	Chemical & Biosciences Technology Co-op	49
Laboratory Technician	Chemical & Biosciences Technology Co-op	49
Laboratory Technologist	Medical Laboratory Sciences	56
	QA/QC in the Pharmaceutical Industry	62
Landscape Foreman	Greenspace Management	40
Landscape Horticulturist	Greenspace Management	40
Landscaper and Lawn Maintenance	Greenspace Management	40
Language Teacher	Aboriginal Language Specialist	71
Lead Chemist	Chemical & Biosciences Technology Co-op	49
Lead Developer	Business Info Tech - Web Development	15
Lead Social Marketer	Creative Communications	17
Lead Videographer	Digital Media Design	19
Level 1 Apprentice Automotive	Automotive Technician - Certificate	80

## 2015/2016 Graduate Satisfaction and Employment Report

Occupations (listed in Alphabetical Order)	Program Name	Page
Level 1 Apprentice Plumber	Plumbing	44
Level 1 Diesel Mechanic	Heavy Duty Equipment Mechanic	84
Level 1 Electrical Apprentice	Electrical	33
Level 1 Plumber	Plumbing	44
Level 1 Plumbing Apprentice	Plumbing	44
Level 2 Aircraft Maintenance Engineer Apprentice	ACCESS Aircraft Maintenance & Manufacturing	73
Level Two Apprentice - Autobody	Collision Repair and Refinishing	83
Library Assistant	Library & Information Technology	24
Library Assistant 3	Library & Information Technology	24
Library Assistant Level 3	Library & Information Technology	24
Library Technician	Library & Information Technology	24
Line Coach	Culinary Arts	65
Line Cook	Culinary Arts	65
	Culinary Arts - Certificate	66
	Hotel & Restaurant Management	68
Logistic/Supply Chain Coordinator	International Business	22
Logistics Manager	Business Administration - Administration	9
Lower Technician	Automotive Technician - Certificate	80
Lunch Manager	Hotel & Restaurant Management	68
Machine Maintenance and Install / Machine Operator	Precision Metal Machining	90
Machine Operator	Cabinetry & Woodworking - Certificate	29
Machining and Related Sciences Instructor	Certificate in Adult Education	96
Main Frame Operator	Business Info Tech - Application Development	13
Maintenance Manager	Carpentry	31
Maintenance Technologist	Electrical Engineering Technology	34
Management Trainee	Business Administration - Human Resource Management	11
Manager of Guest Experience	Hotel & Restaurant Management	68
Manager, Collaboration & Project Management	Business Info Tech - Web Development	15
Manual Machinist	Manufacturing Technician	86
Manufacturing Engineering Planner	Mechanical Engineering Technology	87
Manufacturing Process Technologist	Mechanical Engineering Technology	87
Manufacturing Technician (Cnc Machines, Cad/ Cam Programmer)	Manufacturing Technician	86
Marketing & Communication Coordinator	Creative Communications	17
Marketing & Communications Manager	Creative Communications	17
Marketing Communications Specialist	Creative Communications	17
Marketing Consultant	Commerce Industry Sales & Marketing	16
	Creative Communications	17
Marketing Coordinator	Creative Communications	17
Marketing Manager	Creative Communications	17

## 2015/2016 Graduate Satisfaction and Employment Report

Occupations (listed in Alphabetical Order)	Program Name	Page
Marketing Specialist	Creative Communications	17
Material Slab Assistant - 'E3'	Municipal Engineering Technology	42
Material Technician	Municipal Engineering Technology	42
Material Testing Technician	Municipal Engineering Technology	42
Material Testing Technologist	Municipal Engineering Technology	42
Mechanic Vehicle	Automotive Technician - Certificate	80
Mechanical Designer	Manufacturing Computer Aided Drafting (CAD)	85
Mechanical Engineering Technologist	Mechanical Engineering Technology	87
Medical Claims Administrator	Business Administration - Administration	9
Medical Lab Technologist	Medical Laboratory Sciences	56
Medical Laboratory Technologist	Medical Laboratory Sciences	56
Medical Laboratory Assistant	Medical Laboratory Sciences	56
Medical Radiation Technologist	Medical Radiologic Technology	57
Medical Radiologic Technologist	Medical Radiologic Technology	57
Medical Radiology	Medical Radiologic Technology	57
Member Service Representative	Business Administration - Financial Services	10
Mobile Welder	Welding	92
Motion Designer	Digital Media Design	19
Motion Graphics and 3D Animator	Digital Media Design	19
Motorcycle Mechanic	Outdoor Power Equipment Technician	88
MRA Technologist	MRI and Spectroscopy	58
MRI Technician	MRI and Spectroscopy	58
MRI Technologist	MRI and Spectroscopy	58
Multimedia Journalist	Creative Communications	17
Network Operation Center Technician	Network Technology (CCNA)	43
Night Manager	Hotel & Restaurant Management	68
Northern Health Region Paramedic	Paramedicine - Primary Care Paramedic	60
Nurses Assistant	Health Care Aide	55
Office Accountant, Benefits Admin, Financial Analyst	Business Administration - Accounting	8
Office Administration ( Accounts Receivables)	Business Administration - Administration	9
Office Administrator	Business Administration - Accounting	8
Office and Communication Coordinator	Business Administration - Marketing	12
Office Manager	International Business	22
Operations Administration	Business Administration - Financial Services	10
Operations Technician	Business Info Tech - Web Development	15
Orthopedic Surgery (Nurse)	Nursing	59
Owner/CEO	Business Info Tech - Web Development	15
Pantry Worker	Hotel & Restaurant Management	68
Paralegal	Business Administration - Administration	9
Paramedic	Paramedicine - Primary Care Paramedic	60
Partnership Coordinator	Business Administration - Administration	9

## 2015/2016 Graduate Satisfaction and Employment Report

Occupations (listed in Alphabetical Order)	Program Name	Page
Parts Clerk	ACCESS Aircraft Maintenance & Manufacturing	73
Parts Salesman	Outdoor Power Equipment Technician	88
Party Chief Level 1	Geomatics Technology	39
Payroll Accountant	Business Administration - Accounting	8
Payroll Accountant, Leasing Agent, Office Manager And Event Coordinator	Business Administration - Administration	9
Payroll and Benefits Administrator	Applied Accounting	7
Pediatric Nurse	Nursing	59
Pediatric Registered Dental Assistant	Dental Assisting - Level II	51
PHP Developer	Business Info Tech - Application Development	13
Plan Examiner 1	Architectural/Engineering Technology	27
Planner	Disability & Community Support	52
PLC Programmer	Instrumentation Engineering Technology	41
PLL/HMI Support Technician	Electrical Engineering Technology	34
Plumbers Helper	Plumbing	44
Plumbing Apprentice	Plumbing	44
Power Electrician	Electrical Engineering Technology	34
Power Electrician Trainee	Electrical Engineering Technology	34
Power Engineer	Power Engineering Technology	89
Power Engineer Operator	Power Engineering Technology	89
Prep Cook	Culinary Arts - Certificate	66
Primary Care Paramedic	Paramedicine - Primary Care Paramedic	60
Primary Paramedic	Paramedicine - Primary Care Paramedic	60
Process Improvement Analyst	Applied Accounting	7
Product Advisor	Business Administration - Financial Services	10
Product Specialist	Electronic & Network Technician	35
Product UI/UX Designer	Graphic Design - Advanced	21
Production Line Worker	QA/QC in the Pharmaceutical Industry	62
Production Worker	Precision Metal Machining	90
Products Maker	Professional Baking & Patisserie	69
Program Assistant	Business Administration - Human Resource Management	11
Programmer/Analyst	Business Info Tech - Application Development	13
Project Coordinator	Architectural/Engineering Technology	27
	Construction Management	32
	Structural Engineering Technology	46
Project Engineer	Mechanical Engineering Technology	87
Project Inspector	Geographic Information Systems Technology	38
Project Manager	Construction Management	32
	Municipal Engineering Technology	42
	Structural Engineering Technology	46
Project Manager/Estimator	Municipal Engineering Technology	42
Project Officer	Hospitality & Tourism Management	67

## 2015/2016 Graduate Satisfaction and Employment Report

Occupations (listed in Alphabetical Order)	Program Name	Page
Promotions and Media	Creative Communications	17
Promotions Writer	Creative Communications	17
Propeller Technician	Aircraft Maintenance Engineer	78
Property Manager	Applied Accounting	7
Proprieter - Roofing Company	Commerce Industry Sales & Marketing	16
Proshop Manager	Business Administration - Administration	9
Protection & Control Technologist	Electrical Engineering Technology	34
Public Relations Coordinator	Creative Communications	17
Quality Assurance Inspector	Precision Metal Machining	90
Quality Control Analyst	Chemical & Biosciences Technology Co-op	49
Quality Control Coordinator	Municipal Engineering Technology	42
Queue Manager	Business Info Tech - Application Development	13
Radio Producer	Creative Communications	17
Radiologic Technologist	Medical Radiologic Technology	57
Radiology Technologist	Medical Radiologic Technology	57
Rebar Detailer	Architectural/Engineering Technology	27
Records Assistant	Business Administration - Human Resource Management	11
Reference Librarian	Library & Information Technology	24
Refinishing Prepper	Collision Refinishing	82
Refrigeration and Air Conditioning Apprentice	Refrigeration & Air Conditioning Technician	45
Refrigeration Apprentice	Refrigeration & Air Conditioning Technician	45
Refrigeration Mechanic Apprentice	Refrigeration & Air Conditioning Technician	45
Refrigeration Technician	Introduction to Trades	75
Registered Animal Health Technician	Animal Health Technology	48
Registered Animal Health Technologist (RAHT)	Animal Health Technology	48
Registered Dental Assistant	Dental Assisting - Level II	51
Registered Nurse	Nursing	59
Registered Nurse - Labour & Delivery Float Pool	Nursing	59
Registered Nurse - Medical Relief Team	Nursing	59
Registered Nurse - Mental Health	Nursing	59
Registered Nurse - Surgery	Nursing	59
Registered Nurse (RN, BN)	Nursing	59
Registered Nurse Medicine	Nursing	59
Registered Pediatric Nurse	Nursing	59
Registered Veterinarian Technician	Animal Health Technology	48
Registered Veterinary Technologist	Animal Health Technology	48
Rehab Aide	Rehabilitation Assistant	63
Rehabilitation Assistant	Rehabilitation Assistant	63
Relief Youth Care Worker	Child and Youth Care	50
Rental Sales Associate	Technology Management	91
Reporter/Photographer	Creative Communications	17



## 2015/2016 Graduate Satisfaction and Employment Report

Occupations (listed in Alphabetical Order)	Program Name	Page
Residential/Commercial Carpenter	Carpentry	31
Restaurant Cook	Culinary Arts	65
Restaurant Floor Manager	Hospitality & Tourism Management	67
Restaurant Manager	Business Administration - Administration	9
	Hotel & Restaurant Management	68
Restaurant Supervisor	Culinary Arts	65
	Hotel & Restaurant Management	68
Retail Management	Business Administration - Marketing	12
Retail Store Manager	Applied Accounting	7
Road Construction Inspector	Environmental Technology	37
Roadway Construction Inspector	Municipal Engineering Technology	42
Rod Person	Municipal Engineering Technology	42
Safety Coordinator	Architectural/Engineering Technology	27
Sales and Marketing	International Business	22
Sales Assistant	Business Administration - Marketing	12
Sales Associate	Business Administration - Marketing	12
Sales Consultant	Business Administration - Financial Services	10
Sales Coordinator	Business Administration - Accounting	8
Sales Representative	Business Administration - Marketing	12
School Age Supervisor/ECE II	Early Childhood Education Workplace	54
Second Hand Apprentice	Refrigeration & Air Conditioning Technician	45
Securities and Derivative Processor	Business Administration - Accounting	8
Seed Retailer Administration	Business Administration - Human Resource Management	11
Senior Administrator	Technology Management	91
Server; Intern; Brand Ambassador	Business Administration - Administration	9
Service Advisor	Business Administration - Marketing	12
Service Desk	Business Info Tech - Web Development	15
Service Plumber	Plumbing	44
Service Technician	Aerospace Manufacturing	77
	Electrical Engineering Technology	34
	Outdoor Power Equipment Technician	88
	Refrigeration & Air Conditioning Technician	45
Sheet Metal Fabricator	ACCESS Aircraft Maintenance & Manufacturing	73
Sheet Metal Mechanic	Aerospace Manufacturing	77
Shift Engineer	Power Engineering Technology	89
Ship Engineer	Power Engineering Technology	89
Shop Apprentice	Automotive Technician - Diploma	81
Shop Helper	Collision Repair and Refinishing	83
Shop Welder	Welding	92
Site Foreman	Municipal Engineering Technology	42
Site Superintendent	Construction Management	32

## 2015/2016 Graduate Satisfaction and Employment Report

Occupations (listed in Alphabetical Order)	Program Name	Page
Site Superintendent	Structural Engineering Technology	46
Skilled Labour	Carpentry	31
Skilled Labourer	Greenspace Management	40
Social Media Analyst	Creative Communications	17
Software Developer	Business Info Tech - Web Development	15
Software Developer / IT Support	Business Info Tech - Web Development	15
Software Developer 1	Business Info Tech - Web Development	15
Software Specialist	Business Administration - Administration	9
Sous Chef	Culinary Arts	65
Special Projects Coordinator/Member Service Representative	Business Administration - Administration	9
Staff Bookkeeper	Business Administration - Accounting	8
Staff in Charge	Early Childhood Education	53
Staff Nurse	Nursing	59
Staff Tutor	Certificate in Adult Education	96
Station Technologist	Electrical Engineering Technology	34
Strategy Writer	Creative Communications	17
Structural Draftsperson and Designer	Structural Engineering Technology	46
Substitute Teacher	Business/Technology Teacher Education - After Degree	95
	Technical Vocational Teacher Education	98
Substitute Teacher - Grades 9 To 12	Business/Technology Teacher Education	94
Substitute Teacher / Term Teacher	Industrial Arts/Technology Teacher Education	97
Supervisor ECE 2	Early Childhood Education Workplace	54
Support Analyst	Business Info Tech - Web Development	15
Support Specialist	Business Info Tech - Network Management	14
Support Staff	Disability & Community Support	52
Support Worker	Child and Youth Care	50
	Technology Management	91
Support Worker for people who have intellectual disabilities	Disability & Community Support	52
Surfacing Artist	3D Computer Graphics	5
Surgical Nurse	Nursing	59
Survey Crew Chief	Geomatics Technology	39
	Municipal Engineering Technology	42
Survey Party Chief	Geomatics Technology	39
Survey Technician	Municipal Engineering Technology	42
Surveyor	Municipal Engineering Technology	42
Surveyor Crewchief	Geomatics Technology	39
Surveyor Inspector	Municipal Engineering Technology	42
Surveyor/Inspector - Road Construction	Structural Engineering Technology	46
Sushi Chef	Culinary Arts - Certificate	66
Systems Analyst	Business Info Tech - Network Management	14



## 2015/2016 Graduate Satisfaction and Employment Report

Occupations (listed in Alphabetical Order)	Program Name	Page
Systems Analyst	Business Info Tech - Web Development	15
Systems Support Analyst	Network Technology (CCNA)	43
T. Assistant	Aboriginal Language Specialist	71
T1 Accounts Clerk	Business Administration - Financial Services	10
Tax Preparer	Business Administration - Administration	9
Taxation Clerk	Business Administration - Accounting	8
Teacher/Child Care Program Coordinator	Technical Vocational Teacher Education (part-time)	99
Technical Assistant	Environmental Technology	37
	Structural Engineering Technology	46
Technical Communications Instructor	Certificate in Adult Education	96
Technical Publications Specialist	Technical Communication	25
Technical Sales / Engineering Support	Mechanical Engineering Technology	87
Technical Sales Associate	Electronic Engineering Technology	36
Technical Services Representative	Electrical Engineering Technology	34
Technical Writer	Technical Communication	25
Technician	Automotive Technician - Certificate	80
	Automotive Technician - Diploma	81
Technician Paramedic	Paramedicine - Primary Care Paramedic	60
Technologist 1	Environmental Technology	37
Tekla Drafting Technician	Structural Engineering Technology	46
Telecontrol Journeyman	Electronic Engineering Technology	36
Telecontrol Technician	Electronic Engineering Technology	36
Telecontrol Trainee	Electronic Engineering Technology	36
Teller	Business Administration - Financial Services	10
Tester (Transformers)	Electronic Engineering Technology	36
TPN Nurse Clinician - RNBN	Nursing	59
Trailer Mechanic	Heavy Duty Equipment Mechanic	84
Trailer Technician	Heavy Duty Equipment Mechanic	84
Training & Development Specialist	Business Administration - Human Resource Management	11
Transit Heavy Duty Mechanic	Heavy Duty Equipment Mechanic	84
Transportation Technologist	Municipal Engineering Technology	42
Truck and Trailer Mechanic	Heavy Duty Equipment Mechanic	84
Truck Transport Apprentice	Heavy Duty Equipment Mechanic	84
Unit Assistant	Health Care Aide	55
UX Designer	Graphic Design - Advanced	21
Vet Technologist	Animal Health Technology	48
Veterinary Technician	Animal Health Technology	48
Veterinary Technologist	Animal Health Technology	48
VFX Production Manager	Creative Communications	17
Video Generalist	Creative Communications	17
Video Producer/Web Management	Digital Media Design	19

## 2015/2016 Graduate Satisfaction and Employment Report

Occupations (listed in Alphabetical Order)	Program Name	Page
Videographer/Motion Designer	Digital Media Design	19
Vocational Instructor	Technical Vocational Teacher Education (part-time)	99
Volunteer Coordinator	Child and Youth Care	50
Warehouse Manager	Business Administration - Administration	9
Web & Production Designer	Creative Communications	17
Web / Graphic Designer	Graphic Design - Advanced	21
Web and Graphic Designer	3D Computer Graphics	5
Web Developer	Business Info Tech - Application Development	13
	Business Info Tech - Web Development	15
Welder/Ironworker	Certificate in Adult Education	96
Welder/Machinist	Welding	92
Woodworking Technician	Cabinetry & Woodworking Technology	30
Writer	Creative Communications	17
Writer / Editor	Creative Communications	17
X-Ray Technologist	Medical Radiologic Technology	57
Yard Person	Heavy Duty Equipment Mechanic	84
Youth Care Practitioner	Child and Youth Care	50
Youth Care Worker & Respite/Support Worker	Child and Youth Care	50